



New York Yankees

2025 OFFICIAL MEDIA GUIDE & RECORD BOOK

THIS IS STARR'S TERRITORY.

BIG-LEAGUE INSURANCE SOLUTIONS



STARR IS THE SIGNATURE PARTNER OF THE *New York Yankees™*

STARR

With over 100 years of global knowledge and experience, Starr helps companies grow in the world's most complex markets, offering a breadth of specialty coverages across major commercial industries.

PROPERTY | CASUALTY | AVIATION | MARINE

STARRCOMPANIES.COM

Starr Insurance is a marketing name for the operating insurance and travel assistance companies and subsidiaries of Starr International Company, Inc., and for the investment business of C.V. Starr & Co., Inc., and its subsidiaries. ©2025 Starr Insurance. All rights reserved.

All New York Yankees trademarks and copyrights are owned by the New York Yankees and used with the permission of the New York Yankees.



New York Yankees

Yankee Stadium, One East 161st Street, Bronx, NY 10451 • (718) 293-4300

2025 OFFICIAL MEDIA GUIDE & RECORD BOOK — Official Publication of the New York Yankees

Produced by the Yankees Media Relations Department: Michael Margolis, Kaitlyn Brennan, Marlon Abreu, Jon Butensky, Parker Lougee, Jon Simon, Sami Levin, Josh Schwam, Germania Dolores Hernandez-Simonetti and Jason Zillo

Additional updated information is available for accredited members of the media at www.yankeespressbox.com.

The Yankees Media Relations Department may be reached at (718) 579-4460 or via e-mail at media@yankees.com.

Media Guides can be purchased at www.yankees.com/mediaguide.

Contributors: Ken Adams, Ron Antonelli, Marty Appel, Nick Avanzato, Baseball Reference, Rick Cerrone, Daniel Cohen, *Elias Sports Bureau*, Daniel Gil Feuchtwanger, Sammy Frank, Jessica Frankl, Ariele Goldman Hecht, Manny Guzmán, Tom Hirdt, Jaffe Joffer, Ivana Kompday, Paul A. Kopp, David Kronheim, John Labombarda, Kenny Leandry, Nathan Maciborski, National Baseball Hall of Fame & Museum, Enrico Pallazzo, Jim Petrozzello, Brian Richards, André Roussimoff, Alfred Santasiere III, Barrie Schneiderman, Jon Schwartz, Jordan Sprechman and STATS Inc.

Special thanks to: The *Elias Sports Bureau* for their research assistance with this book and throughout the year.

Photos courtesy of: New York Yankees, National Baseball Hall of Fame & Museum, Getty Images, *New York Daily News*, Photo File, Library of Congress, Michael Ponzini

Printing: Blue Parachute, www.bluechute.com, (732) 767-1320 • **Cover Design:** Hillary Barron, Fox Hammer Media, foxhammermedia.com • **Design of Page Backgrounds:** Aaron Babcock, www.hailvarsity.com

Note: All content is updated through Feb. 20, 2025, unless otherwise indicated.

Table of Contents

TABLE OF CONTENTS	1	2025 PLAYER BIOGRAPHIES	60
FRONT OFFICE	4	2024 IN REVIEW	251
George M. Steinbrenner III.....	4	Postseason Summary.....	252
Ownership Chronology.....	5	Postseason Game Summaries by Series.....	253
Directory.....	6	Postseason Player Statistics.....	256
Hal Steinbrenner.....	10	Regular Season Summary.....	257
Jennifer Steinbrenner Swindal.....	11	Award Winners.....	264
Jessica Steinbrenner.....	11	Final MLB Standings / NYY Record vs. Opponents.....	265
Randy Levine.....	12	Team & Indiv. Highs-Lows / Players Used.....	266
Lonn A. Trost.....	15	Opening Day Roster Notes / Injured List / Ejections.....	267
Brian Cashman.....	16	Day-by-Day.....	268
Jean Afterman.....	20	Ppd., Delayed, Susp. Games / Replays & Reviews.....	270
Michael Fishman.....	21	Transactions.....	271
Tim Naehring.....	21	Starts by Position & Batting Order.....	275
Damon Oppenheimer.....	22	Individual Batting Statistics.....	275
Kevin Reese.....	22	Team Batting Splits.....	276
HOPE WEEK	24	Player RISP / Bases Loaded / Pinch-Hitters.....	278
COMMITMENT TO COMMUNITY	26	Home Run Chart.....	279
2025 NEW YORK YANKEES	33	Yankees Games by the Numbers.....	279
Aaron Boone.....	34	Fielding Statistics.....	280
Brad Ausmus.....	38	Player Pitching Statistics / Starters-Relievers.....	281
Matt Blake.....	39	Team Pitching Splits.....	282
Travis Chapman.....	40	OPPONENTS	285
Preston Claiborne.....	41	Opponents Batting Records.....	297
Casey Dykes.....	42	Yankees-Mets All-Time Trades.....	298
Mike Harkey.....	43	Yankees-Mets Two-Stadium Doubleheaders.....	298
Pat Roessler.....	44	Played/Managed for Yankees and Mets.....	299
Luis Rojas.....	45	Played for Yankees/Dodgers/Giants/Mets.....	300
James Rowson.....	46	Interleague Play Series Results.....	300
Tanner Swanson.....	47	Most Recent Trades by Team.....	301
Additional Coaching Staff.....	49	Series Results vs. AL, Year-by-Year, All-Time.....	302
Player Health & Performance Staff.....	50	HISTORY AND RECORDS	305
Medical Staff.....	52	History of the Yankees.....	306
Mental Conditioning Staff.....	53	Uniform Design and NY Logo.....	312
Support Staff.....	54	Origin of Numbered Uniforms.....	313
40-Man Roster.....	56	Top Hat Logo.....	313
Non-Roster Invitees to Spring Training.....	57	Origin of Names "Yankees" & "Highlanders".....	313
Numerical Roster and Pronunciations.....	57	Patches and Armbands.....	314
How the Yankees Were Built.....	58	Official Scoring at Yankee Stadium.....	315
Birthdays, Players and Coaches.....	58	Important Dates in Yankees History.....	316
		Lou Gehrig Appreciation Day/Babe Ruth Day.....	325



Bob Sheppard	326
Other Yankees PA Announcers / Paul Olden	327
1927 Yankees/"Murderers' Row"	328
1939 Yankees/"Culmination of a Dynasty"	329
1961 Yankees/Maris 61 HR Season	330
1998 Yankees/"Most Wins in a Season"	331
Legacy of George M. Steinbrenner	332
Yankees in Cooperstown	339
National Baseball Hall of Fame and Museum	341
Retired Yankees Uniform Numbers	342
Player Roster, All-Time	346
Military, Yankees in the	351
Managers and Coaches Rosters, All-Time	352
Oldest Living Yankees / Passings Since Last Publication	352
Captains, All-Time	352
Numerical Roster, All-Time	353
Opening Day Ceremonial First Pitches	362
Opening Day All-Time Record / HRs / Grand Slams	362
Managers, All-Time Records	363
General Managers, Chronology of	363
Year-by-Year Results, All-Time	364
Team Hitting, Year-by-Year	366
Team Pitching, Year-by-Year	367
Saves Leaders, Year-by-Year	367
Hitting Leaders, Year-by-Year	368
Pitching Leaders, Year-by-Year	370
Triple Plays in Franchise History	372
Single-Season Batting/Pitching Leaders, Top 10	373
Career Batting Leaders, Top 20	374
Single Season Batting Leaders by Position	374
Career Pitching Leaders, Top 20	375
Club Records, Team	376
Club Records, Individual	378
Cycles, by Yankees and Opponents	378
Longest Games in Club History	379
Youngest/Oldest Yankees Players, All-Time	379
Award Winners (MVP / Cy Young / Rookie of the Year)	380
Award Winners (Gold Glove, Silver Slugger)	381
Award Winners (Players of the Week/Month)	382
Award Winners (All-MLB, Other Awards)	383
AL/ML Batting Leaders (Avg/HR/RBI/200H)	384
AL/ML Batting Leaders (H/OBP/R/SLG/K/SB/TB/BB)	385
AL/ML Pitching Leaders (W/L/PCT/ERA/IP/G/GS/CG/SHO)	386
AL/ML Pitching Leaders (H/BB/K/R/ER/HR/SV)	387
20-Game Winners	387
Home Run Feats	388
Grand Slams	389
Pinch-Hit Home Runs / Triple Crowns / 30HR-30SB	390
No-Hitters and Perfect Games	391
All-Star Game Selections by Year	395
All-Star Game Selections/Starts by Player	396
All-Star Game Starts by Position	397
All-Star Single-Game Highs/Notable Events	397
All-Star Batting Register, All-Time	398
All-Star Pitching Register, All-Time	399
Yankees in the All-Star Home Run Derby	399
All-Star Game Career Top 10 Leaders / ASG MVPs	400
All-Star Games Played at Yankee Stadium	401
Exhibitions vs. Mets/Dodgers/Giants	402
Head Athletic Trainers	403
Forfeited Games	403
Postseason Series Results / Record by Opponent	404
Postseason Series Summaries	405
Postseason Award Winners	416
Postseason Batting/Pitching Leaders	417
World Series Batting/Pitching Leaders	418
ALCS Batting/Pitching Leaders	419
ALDS Batting/Pitching Leaders	420
YANKEE STADIUM	421
Sustainability Initiatives	424
Yankee Stadium WELL-Health Safety Rating	427
Yankee Stadium Firsts / Construction Timeline	428

Attendance Records	429
Social Gathering Areas at Yankee Stadium	430
Yankee Stadium by the Numbers	431
Other Events at the Current Yankee Stadium	432
New York City FC	438
History of the Original Yankee Stadium	439
Negro Leagues at Original Yankee Stadium	442
Other Events at Original Yankee Stadium	443
College Football at Original Yankee Stadium	444
Films and Television Shot at Yankee Stadium	445
Previous Homes of the Yankees	446
Original Yankee Stadium Firsts/Lasts/Leaders	448
Monument Park, History of	449
Monument Park, Monuments and Plaques	450

PLAYER DEVELOPMENT457

Advisors & Special Assignment Staff Bios	458
Player Development Staff	460
Yankees Around the Globe	464
2024 Organizational Summary	468
2024 Draft Review / Award Winners / Prospect Rankings	469
Scranton/Wilkes-Barre RailRiders (AAA)	470
Somerset Patriots (AA)	470
Hudson Valley Renegades (High-A)	471
Tampa Tarpons (Single-A)	471
Florida Complex Yankees (R)	472
Futures Game Participation	472
DSL (R) / International Player Development	473
Arizona Fall League, Past Participants	474
No. 1 Draft Picks, All-Time	475
Kevin Lawn Award / James P. Dawson Award	476

MINOR LEAGUE/NON-ROSTER INVITEES BIOS477

MEDIA INFORMATION.....521

Yankees Media Relations Staff	522
YES Network Television Broadcasters	523
WFAN Radio Broadcasters	530
WADO Spanish Radio Broadcasters	533
TV/Radio Broadcast Teams, All-Time	534
George M. Steinbrenner Field (Yankees Spring Home)	536
Recent Enhancements to GMS Field Player Facilities	536
GMS Field Capacity / Spring Training Record since 1962	537
Tampa Bay Rays Relocation to GMS Field in 2025	537
All-Time Spring Training Sites / Attendances	538
2025 Spring Training Schedule	539
Getting to Yankee Stadium	539
Yankee Stadium Batting Practice Times	539
Yankee Stadium Seating Map	541
2025 Regular Season Schedule	542

YANKEE DOODLES INDEX

1921 American League Champions	394
1923 World Series Champions	365
1978 World Series Champions	113
Batterymates, Most Common in NYY History	235
Brothers & Fathers/Sons to Play for Yankees	172
Championships, Consecutive	181
Championships, Most in Four Major Sports	190
Derek Jeter Orig. Yankee Stad. Farewell Speech	80
Elston Gene Howard Field (site of orig. Yankee Stad.)	62
General Mgrs., Best MLB Win. Pcts. since 1950	16
Glossary, Baseball Statistics	241
Home Record, 33 Consec. Winning Seasons	42
Home Runs, First Yankees At-Bat	229
Home Runs, Franchise Firsts	390
Milestone Wins in Franchise History	227
Presidents, Yankees	13
Ralph Lauren Yankees Fashion	125
Steinbrenner High School	535
Winning Team Record, 32 Consecutive Seasons	47





THE AUTHENTIC

**MLB® AUTHENTIC FOR OVER 30 YEARS
QUALITY SINCE 1920**



© 2025 New Era Cap, LLC. All Rights Reserved.

Major League Baseball trademarks and copyrights are used with permission of Major League Baseball. Visit MLB.com. All New York Yankees trademarks and copyrights are owned by the New York Yankees and used with permission of the New York Yankees.

George M. Steinbrenner III (1930-2010)



From 1973 until his passing on July 13, 2010, George M. Steinbrenner III created a legacy of winning unmatched by his peers. His foresight, drive and commitment permanently transformed not only the Yankees organization, but the game of Baseball.

On January 3, 1973, a group of businessmen formed and led by Mr. Steinbrenner purchased the New York Yankees from CBS for a net price of \$8.7 million. It took just five years for his aggressive leadership to turn the organization back into World Champions. In his time as Principal Owner of the club (1973-2010), the Yankees won more pennants (11) and World Series (7) than any other team in baseball, while posting a Major League-best .566 winning percentage (3,364-2,583-3 record) over the stretch.

In addition to the team's on-field success under the direction of Mr. Steinbrenner, the New York Yankees consistently shattered franchise and league attendance records at home and on the road. In 2009, they drew 3,719,358 fans in their first season of play in the current Yankee Stadium, topping the American League in attendance for the seventh straight season (2003-09). The Yankees remain the only franchise in Baseball history to draw more than 4 million fans at home in four consecutive seasons (2005-08).

Mr. Steinbrenner's foresight into both sports and business continued to build the value and prominence of the franchise, positioning it for the future. In 2002, *Sporting News* named him the No. 1 "Most Powerful Man in Sports," and *Forbes* magazine has continued to list the Yankees as the most valuable franchise in all of Baseball.

Mr. Steinbrenner's vision led to the creation of YankeeNets, which owned the New Jersey Nets and New Jersey Devils and ultimately led to the launch of the YES Network, a trailblazing enterprise that has been the nation's most watched regional sports network since 2003. Additionally, Mr. Steinbrenner teamed with long-time friend and Dallas Cowboys owner Jerry Jones, creating Legends Hospitality, LLC, a concession and merchandising company which currently operates at the Yankees' and Cowboys' new stadiums.

In 2006, his participation in the groundbreaking ceremony for the new Yankee Stadium underscored his role as the principal impetus in moving the much-anticipated facility towards its opening in 2009.

Mr. Steinbrenner's tenure of over 37 years exceeded that of any other New York Yankees owner by 13 years (Colonel Jacob Ruppert purchased the Yankees with Tillinghast L'Hommedieu Huston in January 1915, bought out Huston in 1923, and maintained sole ownership in the club until his death in January 1939—a total of 24 years). During Mr. Steinbrenner's time as the sole Principal Owner of the Yankees, the other 29 Major League clubs had over 100 owners or ownership groups.

Mr. Steinbrenner's success in the sports world began at an early age. He was a multi-sport athlete at Culver Military Academy (where he is in the Athletic Hall of Fame) and at Williams College. He began his successful coaching career as an assistant football coach at two Big Ten universities, Northwestern and Purdue. Then he assembled championship basketball teams in the National Industrial and American Basketball Leagues. In 2002, he was honored with the prestigious Gold Medal Award from the National Football Foundation and College Hall of Fame for a lifetime of "outstanding commitment, dedication and dynamic leadership in his business, as well as his personal life."



Mr. Steinbrenner devoted as much time and effort to the U.S. Olympic Committee (USOC) as he did to his many other sporting endeavors. He was on the U.S. Olympic Foundation Board from 1986-2002 and served as Chairman over the last six years of his tenure. He also was Chairman of the 1989 Olympic Overview Commission, which was created to evaluate the structure and efforts of the U.S. Olympic program, and served as Vice President of the USOC from 1989 to 1992. As a result of his distinguished service, he was presented with the General Douglas MacArthur USOC Foremost Award and the F. Don Miller United States Olympic Award. In 2005, the U.S. Olympic Foundation created the George M. Steinbrenner Sports Leadership Award in his honor, which celebrates a member of the U.S. Olympic family who has made outstanding contributions to sport.

Additionally, Mr. Steinbrenner was a member of the Baseball Hall of Fame's Board of Directors and served on the NCAA Foundation Board of Trustees beginning in 1990.

Most of Mr. Steinbrenner's philanthropic endeavors were performed without fanfare. However, he was repeatedly recognized by the communities in which he immersed himself. In 1993, he earned the Tampa Civitan Club's "Outstanding Citizen" Award, and in 1998, Tampa Law Enforcement named him "Citizen of the Year" for founding a scholarship fund for the children of slain law enforcement officers. Mr. Steinbrenner was also honored as an "Outstanding New Yorker" by the N.Y. Society of Association Executives in 1997 and credited in 2009 by the Museum of the City of New York as one of the "New York City 400," recognizing "people who have helped create the world's greatest city since its founding in 1609."

In February 2008, the Tampa City Council and the Board of the Hillsborough County Commissioner's Office both passed resolutions endorsing the renaming of Legends Field in Tampa after Mr. Steinbrenner to pay tribute to his numerous contributions to the area. On March 27, 2008, Mr. Steinbrenner—joined by his family—pulled down a curtain draped above the outfield scoreboard to unveil the new name for the Yankees' spring training home: George M. Steinbrenner Field.

In the fall of 2009, George M. Steinbrenner High School opened in Lutz, Fla. The school was named after Mr. Steinbrenner by the Hillsborough County School Board in recognition of his philanthropic involvement in the community, particularly with the school system.

Mr. Steinbrenner was dually honored in January 2011, winning the Joan Payson Community Service Award from the New York chapter of the BBWAA and having his legacy of charitable work recognized at the 22nd annual Baseball Assistance Team (B.A.T.) Dinner.

At the time of his passing, he was survived by his wife, Joan; sisters, Susan Norpell and Judy Kamm; children, Hank, Hal, Jennifer and Jessica; and his grandchildren. ❧

On September 20, 2010, prior to the team's game vs. Tampa Bay, the Yankees unveiled a monument in Mr. Steinbrenner's honor in Monument Park, reflecting the special connection, appreciation and responsibility that he felt toward Yankees fans.



GEORGE M. STEINBRENNER III

JULY 4, 1930 – JULY 13, 2010

New York Yankees Principal Owner
"The Boss"
1973 - 2010

Purchased the New York Yankees on January 3, 1973.

A true visionary who changed the game of baseball forever, he was considered the most influential owner in all of sports.

In his 37 years as Principal Owner, the Yankees posted a Major League-best .566 winning percentage, while winning 11 American League pennants and seven World Series titles, becoming the most recognizable sports brand in the world.

A devoted sportsman, he was Vice President of the United States Olympic Committee, a member of the Baseball Hall of Fame's Board of Directors and a member of the NCAA Foundation Board of Trustees.

A great philanthropist whose charitable efforts were mostly performed without fanfare, he followed a personal motto of the greatest form of charity is anonymity.

Dedicated by the New York Yankees
September 20, 2010

Chronology of Yankees Ownership

- Jan. 9, 1903:** Frank Farrell and Bill Devery purchase the rights to establish a new American League franchise in New York for \$18,000.
- Jan. 11, 1915:** Col. Jacob Ruppert and Col. Tillinghast L'Hommedieu Huston agree to purchase the Yankees for \$460,000. The transfer is formally completed on January 30.
- May 21, 1923:** Col. Ruppert buys out Col. Huston for \$1.5 million (transfer is completed on June 1).
- Jan. 13, 1939:** Col. Ruppert passes away and his estate takes over ownership of the club.
- Jan. 25, 1945:** Dan Topping, Del Webb and Larry MacPhail purchase the Yankees for \$2.8 million from the estate of the late Col. Ruppert (Topping and Webb later buy out MacPhail's share following the 1947 season).
- Nov. 2, 1964:** CBS purchases 80 pct. of the Yankees for \$11.2 million and later buys the remaining 20 percent (Webb sells his 10 pct. share in March 1965 and Topping sells his 10 pct. share in September 1966).
- Jan. 3, 1973:** A limited partnership, headed by George M. Steinbrenner as its Managing General Partner, purchases the Yankees from CBS for a net price of \$8.7 million.
- Nov. 20, 2008:** Hal Steinbrenner named Managing General Partner.



George M.
Steinbrenner III
1930-2010

New York Yankees Directory

Yankee Stadium, One East 161st Street, Bronx, NY 10451 • (718) 293-4300

George M. Steinbrenner Field, One Steinbrenner Drive, Tampa, FL 33614 • (813) 875-7753

Managing General Partner* / Chairperson, New York Yankees Harold Z. Steinbrenner
General Partner† / Vice Chairperson, New York Yankees Jennifer Steinbrenner Swindal
General Partner‡ / Vice Chairperson, New York Yankees Jessica Steinbrenner

* of Martinique Holdings, Inc. † of Marsh Harbor Holdings, Inc. ‡ of JJS NYY Holdings, LLC

EXECUTIVES

President Randy Levine, Esq.
Chief Operating Officer Lonn A. Trost, Esq.
Senior Vice President, General Manager Brian Cashman
Senior Vice President, Assistant General Manager Jean Afterman, Esq.
Senior Vice President, Stadium Operations Doug Behar
Senior Vice President, Yankee Global Enterprises CFO Tony Bruno
Senior Vice President & General Counsel Alan Chang, Esq.
Senior Vice President, Strategic Ventures Marty Greenspun
Senior Vice President, Chief Security Officer Sonny Hight
Senior Vice President, Tampa & D.R. Operations Dean Holbert
Senior Vice President & CFO Scott M. Krug
Senior Vice President, Chief Information Officer Mike Lane
Senior Vice President & Chief Legal Officer Mike Mellis, Esq.
Senior Vice President, Corporate / Community Relations Brian E. Smith
Senior Vice President, Partnerships Michael J. Tusiani
Senior Vice President, Marketing Deborah A. Tymon
Vice President, Ticket Sales, Service & Operations Kevin Dart
Vice President, Assistant General Manager Michael Fishman
Vice President, Partnership Sales Daniel Gallivan
Vice President, Tampa Corporate Sales & Media Relations Howard Grosswirth
Vice President, Risk Management Leslie Hanley
Vice President, Non-Baseball Sports Events Mark Holtzman
Vice President, Baseball Operations Tim Naehring
Vice President, Domestic Amateur Scouting Damon Oppenheimer
Vice President, Player Development Kevin Reese
Vice President, Tampa Business Operations C. Vance Smith
Vice President, H.R., Employment & Labor Law Arlyn Sobo, Esq.
Vice President, Communications & Media Relations Jason Zillo

BASEBALL OPERATIONS (NEW YORK)

Special Assignment Scout Jim Hendry
Senior Advisor, Baseball Operations Omar Minaya
Executive Advisor to the General Manager Brian Sabean
Special Assistants to the General Manager
..... Hideki Matsui, Andy Pettitte, CC Sabathia, Nick Swisher
Senior Director, Baseball Systems Brian Nicosia
Director, Pro Scouting Matt Daley
Director, Quantitative Analysis David Grabner
Director, Baseball Operations Matthew Ferry
Assistant Director, Baseball Operations Michael Pinsky
Assistant Director, Pro Scouting Adam Chamin-Aker
Assistant Directors, Quantitative Analysis John Morris, Sam Waters
Manager, Analytics & Implementation, Quant. Analysis Zac Fieroh
Manager, Baseball Operations Jesse Lippin-Foster
Lead Software Engineer Nick Eby
Lead Mobile Engineer Michael Traverso
Product Manager Matt Jones
Senior Analysts, Quantitative Analysis Theodore Feder,
Walker Harrison, Justin Sims
Analysts, Quantitative Analysis Diana Faust, Michael Helton,
Antonio Ortiz, Jordan Siff
Coordinator, Pro Scouting Jimmy Stokes
Coordinators, Advance Scouting Amanda Brady (NY),
Shea Wingeate (Tampa)
Coordinator, Baseball Operations Lukas Koepke
Assistant, Advance Scouting Rohan Gupta
Senior Database Engineer Jesse Bradford
Data Engineers Samuel Grigo, Nick Murphy
Senior Mobile Engineer Rakibul Islam
Senior Software Engineer James Dunn
Database Engineers Eric Fitton, Patrick Gilligan
Research Analyst, Quantitative Analysis John Benedetto
Full-Stack Software Engineers Alex Herried,
Brian Minter, Andrew Mogg
Quality Assurance Engineer Matt Zielonko
Data Quality Engineer Henry Ryan
Assistants, Baseball Operations Justin Cervi, Daniel Garcia
Administrative Assistant Mary Pellino

FIELD AND SUPPORT STAFF

Executive Director, Team Travel and Player Services Ben Tuliebitz
Senior Director, Organizational Performance Chad Bohling
Senior Director, Advance Scouting / Coaching Assistant Brett Weber
Director, Clubhouse Operations Lou Cucuzza Jr.
Equipment Manager Rob Cucuzza
Major League Video Coordinator Dan Pane
Assistant Director, Advance Scouting Tyler DeClerck
Major League Information Coordinator Ryan MacLaughlin
Bulpen Catchers Rainiero Coa, Peter Serruto
Coordinator, Team Services Debbie Encalada

PLAYER HEALTH AND PERFORMANCE STAFF

Head Team Physician Christopher Ahmad, M.D.
Head Team Internist Paul Lee, M.D., M.P.H.
Team Internist William Turner, M.D.
Senior Advisor, Orthopedics Stuart Hershon, M.D.
Director, Player Health and Performance Eric Cressey
Director of Sports Medicine & Rehabilitation (ATC / PT) Michael Schuk
Head Athletic Trainer Tim Lentych
Assistant Athletic Trainers Jimmy Downam, Alfonso Malogari
Major League Physical Therapist Joe Bello
Major League Strength & Conditioning Coach Brett McCabe
Asst. Major League Strength & Conditioning Coach Larry Adegoke
Director, Medical Services Steve Donohue
Director, Performance Nutrition Drew Weisberg
Massage Therapist Doug Cecil

ACCOUNTING & FINANCE

Controller, Treasury and Payables Derrick Baio
Controller, Financial Reporting Krystal Woytisek
Executive Director, Financial Operations Michael Parker
Executive Director, Financial Operations Allison Stewart
Assistant Controller Karl Adamiak
Director of Accounting, Yankee Global Enterprises Cassie Donovan
Director, Payroll Christian Ruiz
Director, Tax Fleur Brenning
Manager, Financial Operations Benjamin Lowerre
Manager, Ticket Accounting Jeff Kline
Analysts, Financial Operations Jonah Gellert, Conor Vonderahe
Specialist, Accounts Payable Devin Kowal
Specialist, Payroll Brady Steinberg
Coordinator, Accounting Jacob Rosen

BUSINESS STRATEGY & ANALYTICS

Executive Director, Strategy & Business Intelligence Pete Britt
Senior Manager, Strategy & Business Intelligence Kelsey McDonald
Senior Analyst, Business Strategy Stephanie Hauer
Analysts, Business Analytics Cade Covarrubias, Michael Moppert

COMMUNICATIONS & MEDIA RELATIONS

Senior Director Michael Margolis
Assistant Director Kaitlyn Brennan
Bilingual Media Relations Coordinator Marlon Abreu
Coordinator Jon Butensky
Assistants Parker Lougee, Jon Simon
Administrative Assistant Germania Dolores Hernandez-Simonetti
Associate Josh Schwam

CORPORATE / COMMUNITY RELATIONS

Director, Corporate / Community Relations Kenny Leandry
Manager, Corporate / Community Relations Manny Guzmán
Ambassador, Community Affairs Haley Steinbrenner Swindal
Coordinators, Corporate / Community Relations
..... Julius Budd Jr., Gia Cerulli, Richard Sherer

CREATIVE SERVICES

Senior Director, Creative Services Kara Mooney



DIGITAL & SOCIAL CONTENT

Director, Digital & Social Content	Ryan Callahan
Manager, Digital & Social Content	Julia Schorr
Associate Producer, Digital & Social Content	Cody Charneski
Coordinator, Digital & Social Content	Alexandra King

EXECUTIVE DEPARTMENT

Senior Executive Assistants	Stephanie Fullam, Monica Pisacano
Sr. Executive Asst. to the Managing General Partner	Jenette Sibayan Cruz
Executive Assistant to the CFO, YGE	Nichole Swindle-Barjany
Legal & Financial Assistant	Christine Sheridan
Assistant, Strategic Ventures	Amy Ficke

GMS FIELD ADMINISTRATION

Senior Financial Manager	Kevin Adler
Exec. Director, Business Development & Marketing	Julie Kremer
Director, Community Outreach	Julia Steinbrenner
Director, Fantasy Camps	AmySue Manzone
Director, Partnership and Community Activation	Jessica Ventura
Staff Accountant	Megan Gilbertson
Coordinator, Business Development & Marketing	Mary Kate Harvey
Coordinator, Social Media	Cassidi TenEyck
Plots	Jonathan Phillips, Colby Vine

HUMAN RESOURCES

Managers, Human Resources	Maddy Savishinsky, Ally Shatz
Talent Acquisition Manager	Matthew Clemons
Human Resources Generalist	Madeleine Straley
Benefits and Wellness Specialist	Kelly Bock

LEGAL

Counsel	Lukas Mansour, Esq.
Counsel	Peter Martin, Esq.

MARKETING, PROMOTIONS & SPECIAL EVENTS

Senior Associate Director, Marketing, Promotions, Stad. Event Prod. Specialist, Broadcast Marketing	Craig L. Cartmell
Sr. Associate Director, Marketing, Outbound Marketing & Advertising, Brand Strategy & Special Event Activation	Gregory D. King
Sr. Coordinator, Marketing, Promotions & Event Production	Michael Pereira

PARTNERSHIPS

Executive Director, Partnership Activation	Alexa Klein
Directors, Partnership Sales	Thomas Barry, Joshua Goldblatt
Senior Managers, Partnership Activation	Matt Ferrara, Kaitlyn Swingle
Senior Manager, Partnership Sales	Chandler Solimine
Manager, Partnership Activation	Caeley McMillan
Senior Account Executive, Partnership Activation	Benjamin Xilas
Senior Account Executive, Partnership Sales	Justin Johnson
Account Executive, Partnership Activation	Alex Gluckman
Account Executive, Partnership Sales	Tristan Vitale
Administrative Assistant, Partnerships	Wanda Edwards

PUBLICATIONS

Executive Director	Alfred Santasiere III
Executive Editor	Nathan Maciborski
Deputy Editor	Jon Schwartz
Chief Photographer / Senior Photography Editor	Ariele Goldman Hecht
Staff Photographer / Photography Editor	Jessica Frankl

RISK MANAGEMENT

Coordinator, Risk Management	Zachary Frank
------------------------------	---------------

SECURITY

Executive Director, Stadium & Event Security	Thomas Purtell
Executive Director, Team Operations	Mark Kafalas
Executive Director, Team Security	Edward Fastook
Director, Security Operations	Robert Gomez
Manager, Security Systems & Business Continuity	Antonio Coppola
Coordinator, Stadium Security	Joshua MacHeffner
Executive Security	Mike Fitzgerald [^] , Russell MacArthur
	Robert Schnebly, Dominic Zano
Tampa Security Supervisor	Luis Duran
Tampa Security	Romeo Cole, Ronald Henry, Eddie Rivera

STADIUM OPERATIONS (NEW YORK)

Executive Director, Stadium Operations	Carol Laurenzano
Executive Director, Stadium Planning & Special Projects	Cindy Kamradt
Director, Office Administration	Debbie Nicolosi
Director, Stadium Facilities	Eric Fritz
Environmental Science Advisor	Dr. Allen Hershkowitz

Head Groundskeeper	Dan Cunningham
Senior Manager, Disabled Services & Guest Relations	Cristina Cicchetti
Managers, Stadium Operations	Robert Bernstein, Amanda Ivory
Manager, Housekeeping	Jhon Londono
Project Manager, Stadium Operations	Meghan Pace
Coordinator, Disabled Services & Guest Relations	Kevin Eriksen
Coordinators, Stadium Operations	Jordan Nager, Justin Ninivaggi
Event Coordinator, Stadium Operations	Nicolette Camardi
Mailroom Associate	Paul Pierce
Mail Handler	Matthew Benjamin
Reception	Lena Macchia
Grounds Crew [^]	Priamo Alfonso, Jeffrey Antoniewicz,
	Carlos Blanco, Peter Bodo, Jose Cepeda Savinon,
	Shane Cuevas, Jonathan De La Cruz, Christopher Glover,
	Luis Hernandez, Daniel Hightower, Alejandro Manzueta,
	Juan Martinez, Luis Martinez, Oswyn Neptune, Angel Nunez,
	Cristian Pichardo, Michael Rodriguez, Zunnel Rosa, Jhon Salcedo,
	Vincent Toro, Jose Villao, Ryan Wiszniak, Devin Wright
Engineers [^]	Kevin Clerkin, Patrick Conway, Allan Erazo, Brian Fischer,
	Edward Gallagher, Brendan Gillooly, John McCrory,
	Michael McMorrow, Michael Petry, James Plevrites,
	Michael Ryan, Michael Scioriotto, Devin Singh,
	William Smith, Gerard Trigilia, Candido Valdes
Electricians ^{**}	Rob DiSalvo, Ray West Jr.

STADIUM OPERATIONS (TAMPA)

Director, Grounds	Ritchie Anderson
Director, Maintenance	Ronnie Kaufman
Director, Information Technology	Rudy Ramirez
Director, Stadium Operations	Ralph Caputo
Assistant Director, Operations	Robert Molloy
Manager, Operations	Cassandra Franklin
Manager, Ticket Operations	Jennifer Magliocchetti
Manager, Stadium Services	John Sibayan
General Manager, Tampa Tarpons	Jeremy Ventura
Head Groundskeeper	Jeff Eckert
Partnership Sales Account Executive	Grace Cockrell
Ticket Sales Account Executives	Addy Kane, Ashley Morris
Booth Supervisor	Thomas Rice
Coordinator, Tarpons Operations	Anthony Sagrestano
Coordinator, Ticket Operations	Megan Murdock
Grounds Crew	Miguel Amezcuita, Kendall Anderson,
	Kenneth Brayton, Chris Connell, Dottie De La Garza,
	Anthony D'Elia, Francisco Hernandez,
	Ralph Martinez, Louis Pastore, Charles Poole,
	Dylan Raess, Erickson Rubio, Dalton Sutherland
Building Operations	Kevin Brown, Carlos Carrero,
	Kevin De La Vina, Ricardo Gonzalez, Juan Hernandez,
	Jose Miesles, Eliseo Perez, Jessica Robinson,
	Dennis Story, Emile Valdez, Lillian Vera

TECHNOLOGY, SCOREBOARD & BROADCASTING

Executive Director, Scoreboard & Video Production	Gregory Colello
Executive Director, Broadcasting & Technology	Brett Molloff
Senior Director, Information Technology	Scott Swift
Director, Scoreboard & Post Production	Nima Ghandforoush
Director, Creative, Yankees Productions	Brian Spector
Director, Content & Fan Experience	Pete Gergely
Director, Broadcast Engineering	Paul Wolf
Assistant Director, Information Technology	Dave Levy
Assistant Director, Information Technology	Jason Wong
Assistant Director, Scoreboard	Steven Kocal
Data Center Operations Engineer	Rob Owens
Senior Network Administrator	James Pece
Cyber Security Analyst	Kurt Miller
Senior Manager, Data Center Facilities Operations	Erron Pettry
Assistant, Broadcast Engineer	Alex Packer
Manager, Scoreboard Production & Media Assets	Nick Tyrell
Senior Producer, Scoreboard & Video Production	Joseph Oliveri
Assistant Manager, Technology & Broadcasting	Matthew Dufbroff
Producer, Original Content, Yankees Productions	Abigail Shipley
Designer / Animator, Yankees Productions	Zachary Hunter
Senior Coordinator, Data Center Operations	Michael Molloy
Senior Coordinator, Media Assets, Scoreboard & Video Prod.	Samantha DeRosa
Senior Coordinator, Broadcasting & Technology	Jillian LaConti
On-Air Talent / Coordinator, Yankees Productions	Lacey Mazzilli
Technical Services Coordinator	Jonathan Farrell
Junior Designer / Animator	Christopher Quinn
Public Address Announcer [^]	Paul Olden
Organists [^]	Paul Cartier, Ed Alstrom

[^] Employed by River Operating Company, Inc.^{**} Employed by Unity International Group

TICKET SALES, SERVICE AND OPERATIONS

Executive Director, Ticket Sales, Service and CRM Business StrategiesRose Barre
Senior Director, Ticket Sales, Service, Tourism & Business StrategiesKyle Hutchinson

PREMIUM SALES & SERVICES

Senior Director, Premium Sales, Service & Business StrategiesJoe Leva
Associate Director, CRM & Database StrategistScott Jeffer
Associate Director, Premium Suite ServicesSamantha Giraud
Associate Director, Premium Experiences & Ticket ServicesMelanie Freiria
Managers, Premium Sales & ServiceSteve Lynes, Cory Sigadel
Senior Specialist, Premium Sales & ServiceJustin Pintak
Specialists, Premium Sales & ServiceJohn Burbella, Giancarlo Furio,
Brian Nelson, Ezra Rawdon, Kristen Renta,
Alexander Rhodes, Gianluca Vasta

SEASON AND GROUP TICKET SALES & SERVICE

Director, Season Ticket Sales, Retention & ServiceMario Oliveri
Director, Suites, Group Sales & ServiceMike Robbins
Associate Director, Strategic Ticket Sales & TourismMark Topley
Senior Manager, Group Sales & ServiceDavid Sibelman
Senior Manager, Season Ticket Sales, Retention & ServiceKen Cleary
Senior Account Executives, Group Sales & ServiceJoseph Grande, Miranda Inzerelli
Account Executives, Group Sales & ServiceAndrew Connors, Frank Coppola, Mack Dalrymple,
Matthew Gordon, John Milanese, Ben Powell,
Keith Rehberger, Thomas Sweeney, Jessica Tragale
Account Executives, Season Ticket Sales & ServiceDaniel Braun, Alex Derian, Alexa DiGiorgio, Shafer Jones,
Connor Kalmus, Austin O'Campo, Lani Sabeh, Daylen Wiggins,
Warren Yermack, Henry Zehner, Jordyn Zeidman
Senior Retention Sales SpecialistFletcher Reese
Retention Sales SpecialistsMatthew Aber, Jessica Gorman,
Zachary Pitsas, Zach Rabinowitz
Senior Coordinator, Premium Experiences & Ticket ServicesJoshua Watts
Coordinator, Premium Contracts & Ticket ServicesSean Coddington
Coordinator, Group Experiences & Ticket ServicesMatthew Quinones
Coordinator, Premium Experiences & Ticket ServicesVivienne Sales
Sales Associates, Inside SalesMadison Amoriello, Mia Bendlin, Jonathan Bongo,
Alexa DiGiorgio, Floyd Ebanks, Osaro Eromosele,
Jacob Kasdan, Nicole Plesh, Jason Weinhaus
Sales Associates, Group Inside SalesTim Conlin, Nicholas Groia,
Matthew Kerwin, Matthew Teehan

STRATEGIC BUSINESS VENTURES

Director, Strategic Business VenturesValerie Shields
Senior Manager, Business Ventures & Digital StrategyEsther Chao
Senior Specialist, Business Ventures & Digital StrategyCollin McGorty

TICKET OPERATIONS

Executive Director, Ticket OperationsIrfan Kirimca
Senior Director, Ticket OperationsJames Traynor
Director, Ticket OperationsScott Liller
Associate Manager, Ticket OperationsFrank D'Amato
Supervisor, Ticket OperationsDaniel Ubl
Ticket Office RepresentativesDaniel Franco,
Michael Rojeski, Anthony Sinchi

YANKEE STADIUM EVENTS, MUSEUM & TOURS

Director, College Football DevelopmentJohn Mosley
Director, Stadium ToursBrett Seanson
Senior Museum CuratorBrian Richards
Senior Manager, Football DevelopmentMatt Fox
Senior Manager, Events & Brand ExperiencesJessica Harran
Manager, Yankee Stadium EventsMorgan Browning
Coordinator, Major ProgramsRiley Collier
Coordinator, Museum & Stadium ToursJames Morogiello
Coordinator, Stadium ToursCollin Krewson

^ Employed by River Operating Company, Inc.

** Employed by Unity International Group

LEGENDS (YANKEE STADIUM)

Yankee Stadium • One East 161st Street • Bronx, NY 10451
info@legends.net / www.legends.net / (646) 977-8080

Legends Hospitality is the exclusive provider of concessions, catering, fine dining and merchandising at Yankee Stadium in the Bronx and George M. Steinbrenner Field in Tampa

NEW YORK

Chief Executive OfficerDan Levy
President, HospitalityTom Funk
Chief Customer OfficerMarty Greenspun
Regional Vice PresidentRichard Porteus
Vice President, OperationsChristopher Buffa
Vice President, Merchandising & LicensingMichael Loparo
In-House CounselKaren Monteros
Assistant General Manager, Premium ServicesMike Foster
Executive Chef at Yankee StadiumRobert Flowers
Premium ChefNicholas Karoly
Premium ChefNiko Marinos
Manager, Concessions, Delta & In SeatMary Cortez
Manager, ConcessionsAidan DeSalvo
Manager, ConcessionsLenny Middleton
Manager, ConcessionsThomas Wicks
Director, Concessions WarehouseShiv Ally
Utility ManagerChabbilall Robert
General Manager, RetailDavid Rodriguez
Director, RetailEmanuel Morel
Manager, Retail OperationsJoseph Miranne
Manager, Retail WarehouseJerry Martinez
Chef, ConcessionsCarlos Monegro Sosa

Manager, BeverageErnesto Morel
Manager, Catering, Audi Club & Pepsi LoungeJahaira Diaz
Manager, Legends ClubJohnny Shek
Manager, Premium PurchasingCristy Reynoso
Manager, SuitesMia Gibson
Assistant Manager, SuitesJose Galeano
Director, FinanceDan Carlone
Senior Manager, FinanceKelly Loaiza
Manager, Accounts PayableKenya Kendrick
Manager, AccountingErin Nargi
Associate, FinanceBredy Cueto
Manager, Human ResourcesMagnolia Emeterio
Coordinator, Human ResourcesJennifer Casado
Manager, Venue TechnologyChristian Melendez

TAMPA

General ManagerJonathan Halpern
Special Events & Sales ManagerStephanie O'Driscoll
Executive ChefRobert Acosta
Sous ChefJamar George
Premium Services ManagerVaden Vantperpool
Merchandise ManagerApril Gabriel



PLAYER DEVELOPMENT & SCOUTING • YANKEES PLAYER DEVELOPMENT COMPLEX

3102 N. Himes Ave. • Tampa, FL 33607 • Phone: (813) 875-7569

EXECUTIVES

Vice President, Domestic Amateur Scouting Damon Oppenheimer
Vice President, Player Development Kevin Reese

PLAYER DEVELOPMENT

Director, Player Development Eric Schmitt
Assistant Director, Player Development Stephen Swindal
Director, Minor League Operations Nick Avanzato
Director, International Operations Victor Roldan
Manager, Player Development Analytics Dan Walco
Analyst, Player Development Matt Reiland
Analyst, Player Development George Steinbrenner
Special Asst. to the G.M. / Special Advisor, P.D. Nick Swisher
P.D. Advisor, Organizational Culture & Accountability Derek Dietrich
Manager, Minor League Operations Nick Leon
Assistant, International Operations Giuliano Montanez
Assistant, Player Development Austin Zieg

PLAYER DEVELOPMENT COORDINATORS

Senior Director of Pitching Sam Briend
Director, Baseball Development Mario Garza
Director of Hitting Jarret DeHart
Complex Coordinator Drew Spencer
Player Development Advisor Pat McMahon
Minor League Pitching Coordinator Brett DeGagne
Rehab Pitching Coordinator John Kremer
Minor League Hitting Coordinator Jacob Hirst
Minor League Baserunning / Asst. Hitting Coordinator Ryan Chipka
Run Prevention Coordinator / Catching Coordinator Aaron Gershenfeld
Minor League Outfield / Infield Coordinator Dan Fiorito
Minor League Infield / Outfield Coordinator Ryan Hunt

PLAYER HEALTH & PERFORMANCE

Medical Coordinator Mark Littlefield
Assistant Medical Coordinator Greg Spratt
Rehabilitation Coordinator David Colvin
Assistant Rehabilitation Coordinator Charlie Domnisch
Minor League Strength & Conditioning Coordinator Kevin Hollabaugh
Asst. Minor League Strength & Conditioning Coordinator Ryan Williams
Manual Therapy & Corrective Exercise Coordinator Mike Wickland
Rehab Strength Coach Ty Hill
Minor League Nutrition Coordinator Kelsey Gomes
Minor League Dietitian Olivia Serafini

MENTAL CONDITIONING

Director, Mental Conditioning Chris Passarella
Coordinator, Cultural Development Hector Gonzalez
Video Coordinator, Mental Conditioning Coach David Schnabel
Mental Conditioning Coach Aaron Barnett
Mental Conditioning Coach Noel Garcia
Digital Media Specialist Jonathan Schultz

PERFORMANCE SCIENCE

Director, Performance Science David Whiteside
Assistant Director, Performance Science Joe Siara
Assistant Director, Performance Science Christina Williamson
Senior Biomechanist, Performance Science Gillian Weir
Senior Engineer, Performance Science Lydia Brough
Skill Acquisition Specialist, Performance Science Tim Buszard
Sport Scientist, Performance Science Michael Brown
Analyst, Performance Science Jack Banks

PLAYER DEVELOPMENT VIDEO

PD Equipment & Clubhouse Operations Manager Ryan Ornstein
Clubhouse Manager, Player Development Jamie Ventura
Coordinator, Advance Scouting Amanda Brady
Coordinator, Advance Scouting Shea Wingate
Coordinator, Player Development Video & Technology Zach Iannarelli
Asst. Coordinator, P.D. Video & Tech / Assistant, Advance Scouting Paul Henshaw
Assistant Coordinator, P.D. Video & Technology Luke Morris

INTERNATIONAL PLAYER DEVELOPMENT

Executive Director, Latin Baseball Academy Joel Lithgow
Assistants, Int'l Baseball Ops. Manuel Castillo, J.T. Hernandez

EDUCATION

Lead Teacher / Player Development Assistant Melissa Hernandez
Lead Teacher, International P.D. Carolina Crespo
Teacher, Tampa Camila Velez
Teachers, International P.D. Joel Alvarez Barega, Karla Lister

PROFESSIONAL SCOUTS

Scott Atchison, Kendall Carter, Jay Darnell, Marc DelPiano, Jonathan Diaz, Brandon Duckworth, Raul Gonzalez, Tyler Greene, Shawn Hill, Cory Melvin, Pat Murtaugh, Jose Ravelo, JT Stotts, Alex Sunderland, Dennis Twombly, Aaron Weston, Tom Wilson

AMATEUR SCOUTING

Asst. Dir., Dom. Amateur Scouting, Operations Mitch Colahan
Asst. Dir., Dom. Amateur Scouting, Analytics Scott Benecke
Amateur Scouting & Affiliate Pitching Analyst Scott Lovekamp
National Crosschecker Mike Wagner
Special Assignment Crosschecker Tim Kelly
Regional Crosscheckers Steve Kmetek, Darryl Monroe, Dan Nellum, Matt Ruebel
Pitching Crosschecker Jeff Patterson
Draft Medical Coordinator Joe Metz
Amateur Scouting Video & Administration Coordinator Joe Wielbruma
Amateur Scouting Video Manager AJ Oppenheimer
Analyst Joey Kassenoff

AMATEUR SCOUTS

Troy Afenir San Diego County
Tim Alexander Delaware, Maryland,
New York State, Pennsylvania, West Virginia
Chuck Bartlett Alabama, Florida Panhandle, Mississippi
Manny Batista Puerto Rico
Denis Boucher Canada
Ricky Castle Tennessee, Western North Carolina
Jeff Deardorff North Florida
Bobby DeJardin California
Mike Gibbons Indiana, Kentucky, Michigan, Ohio
Billy Godwin Georgia, South Carolina, Chattanooga
Matt Hyde Connecticut, Maine, Massachusetts, New Hampshire,
New Jersey, New York State, Rhode Island, Vermont
David Keith California, Hawaii
Steve Lemke Illinois, Iowa, Minnesota, Missouri, Wisconsin
Mike Leuzinger Louisiana, Northern Texas
Ronnie Merrill South Florida
Steve Nagy Arizona, Colorado, Las Vegas, New Mexico, Utah
Bill Pintard Southern California
Matt Ranson Arkansas, Kansas, Missouri, Nebraska,
North Dakota, Oklahoma, South Dakota
Brian Rhees Southern Texas
Stewart Smothers North Carolina, Virginia, Washington D.C.
Mike Thurman Alaska, British Columbia, Idaho, Montana,
No. California, No. Nevada, Oregon, Washington, Wyoming

INTERNATIONAL SCOUTING

Director, International Scouting Donny Rowland
Assistant Director, International Scouting Brady LaRuffa
Assistant to Director, Latin America Edgar Mateo
Assistant to Director, Quality Control Ethan Sander
Supervisors, International Scouting
Ricardo Finol, Steve Wilson, Dennis Woody
Crosschecker, International Scouting Juan Rosario
Crosscheckers, Latin America Caonabo Cosme,
Jose Gavidia, Carlos Levy, Victor Mata
Video Coordinator, International Scouting Kurt Bathelt
Video Assistants, Dominican Rep. Smerling Lantigua, Miguel Mojica
Video Assistant, Venezuela Wilevis Salazar
Manager, Data / Technology, Int'l Scouting Vianco Martinez
Technology / Data Analyst, D.R. Carlos Ravelo
Technology / Data Analyst, Venezuela Victor Deyan

INTERNATIONAL SCOUTS

ABC Islands (Aruba, Bonaire, Curaçao) / Bahamas Doug Skiles
Australia John Wadsworth
Colombia Alvaro Noriega, Luis Sierra
Dominican Republic Esdras Abreu, Luis Brito, R. Arturo Peña,
Juan Piron, Luis Rodriguez, Jose Sabino
Europe Troy Williams
International Rudy Gomez, Kevin Valera
México Lee Sigman
Nicaragua Edgard Rodriguez
South Korea Chi Lee
Taiwan Peng Pu Lee
Venezuela Alan Atacho, Darwin Bracho, Roney Calderon,
Cesar Suarez, Jesus Taico, Luis Tinoco





Harold Z. (Hal) Steinbrenner

Managing General Partner / Chairperson

Hal Steinbrenner begins his 35th season with the New York Yankees organization in 2025 and his 17th as Managing General Partner.

Mr. Steinbrenner's responsibilities include overseeing all areas of the club's business and baseball operations, and directing the financial aspects of the New York Yankees, Yankee Global Enterprises (YGE) and their affiliates. He has also overseen the dynamic growth of Yankee Stadium as a marquee all-season entertainment venue.

Under Mr. Steinbrenner's leadership, the Yankees have retained and enhanced their global popularity while continuing to field championship-caliber teams. Since taking the position of Managing General Partner, the Yankees' .572 combined winning percentage (1,424-1,066) is the second-highest in all of baseball.

In 2024, the Yankees drew 3,309,838 fans in 79 dates, averaging 41,897 per game. Excluding the 2020 and 2021 seasons which had attendance restrictions due to COVID, the Yankees have drawn more than 3 million fans at home in 24 consecutive years, which is an all-time Major League record. Last season, the Yankees also led the American League in average home attendance for the 19th time in the last 20 restriction-free seasons. The club's X and Facebook accounts each have the most followers among all Major League Baseball teams, and its Instagram account is second. The Yankees' combined total audience on social media is 16 million fans on a daily basis.

Most recently, Mr. Steinbrenner and the Yankees organization have focused on improving the experience for fans by providing more family-friendly and socially oriented spaces at Yankee Stadium in the Bronx and Steinbrenner Field in Tampa. Yankee Stadium now features a dedicated children's zone as well as a number of unique gathering areas and lounges for all ticketholders to enjoy.

Mr. Steinbrenner has also placed a special focus on modernizing and renovating facilities for the organization's players, field staff and team personnel. The home clubhouse at Yankee Stadium underwent a comprehensive renovation during the 2023-24 offseason, including a vast expansion of its footprint and a state-of-the-art redesign of its training areas and collaborative workspaces.

At Steinbrenner Field — which serves the Major League club during spring training and the Single-A Tampa Tarpons during the summer — a complete modernization of the clubhouse and player training facilities was completed in advance of 2025 spring training. The two-year project significantly increased the quality, scope and volume of resources dedicated to player preparation, training, nutrition and recovery. The first phase — which began in the fall of 2023 and was completed prior to 2024 spring training — included a reimagining and redesign of the main dressing area of the home clubhouse. Additionally, a new building containing a dedicated visitors batting cage and visitors weight room was constructed adjacent to the third-base side of the stadium.

The second phase, undertaken in the 2024-25 offseason, provides a comprehensive, state-of-the-art renovation and expansion of player, field staff and baseball operations facilities. Many such areas are housed in a new multistory building constructed adjacent to the first-base side of the stadium that is seamlessly connected to the clubhouse inside the main stadium bowl. Remodeled, relocated and expanded areas featuring best-in-class equipment include the weight room, training facilities, female locker room, indoor/outdoor dining area and family lounge. Additionally, there are new player and staff multi-purpose meeting rooms, a new dedicated clubhouse kitchen and new offices to accommodate members of the baseball operations department.

Mr. Steinbrenner remains deeply engaged with the organization's community outreach in both New York and Tampa. Most recently, in the aftermath of Hurricane Milton and the damage it caused to Tropicana Field, Mr. Steinbrenner acted in the best interest of the Tampa community, working closely with their AL East rival, the Tampa Bay Rays, to facilitate their use of Steinbrenner Field for the duration of the 2025 regular season.

Mr. Steinbrenner is an active participant in assisting Major League Baseball with the direction of the game, having been appointed by Commissioner Rob Manfred to Major League Baseball's Finance Committee, Labor Policy Committee and International Committee.

The 56-year-old son of George Steinbrenner was elected a General Partner by the New York Yankees Partnership in 1996. In 2007, Mr. Steinbrenner was also named Chairman of Yankee Global Enterprises, LLC. In his first full year as Managing General Partner in 2009, the Yankees capped their historic inaugural season in Yankee Stadium with their 27th World Championship. Mr. Steinbrenner also serves on the Board of Directors for Legends Hospitality and the YES Network.

In 2022, Mr. Steinbrenner led a minority investment by YGE in the Italian Serie A Soccer Team AC Milan. Additionally, Mr. Steinbrenner is Chairman and CEO of Steinbrenner Hotel Properties. He also holds the distinction of being Chairman Emeritus for The Board of Directors of the Boys & Girls Club of Tampa Bay Foundation and is a Board Member Emeritus for the Special Operations Warrior Foundation.

Mr. Steinbrenner attended Culver Military Academy and graduated from Williams College in 1991 with a Bachelor of Arts degree. He earned a Master's degree in Business Administration from the University of Florida in 1994.





Jennifer Steinbrenner Swindal

General Partner / Vice Chairperson

Jennifer Steinbrenner Swindal begins 2025 in her 17th full season in the role of General Partner / Vice Chairperson of the New York Yankees. She also serves as the President of the New York Yankees Foundation and Co-President of the New York Yankees Tampa Bay Foundation, overseeing numerous local, regional and national outreach efforts.

Within the scope of her roles, which include the implementation and integration of a wide range of community programs relating to the New York Yankees, Ms. Steinbrenner supervises three Tampa-area Children's Holiday

Concerts that have been sponsored by the Steinbrenner family for more than three decades. Over the years, more than 165,000 children have participated in the events, which provide musical education and exposure to the fine arts. She has also been instrumental in the development and growth of the Bronx Winter Wonderland event, which has seen thousands of local youngsters visit the Stadium each year for a holiday extravaganza complete with decorations, festive music and food, and a holiday gift for each child in attendance. Ms. Steinbrenner has also been an active champion of the Yankees' HOPE Week initiative since its inception in 2009, providing the financial support and organizational leadership for the Yankees to shine a spotlight on inspirational individuals and nonprofit institutions in both New York and Tampa.

Ms. Steinbrenner also serves as Vice President and on the Board of Directors of the Gold Shield Foundation, which was established in 1981 by her father, George M. Steinbrenner III. The foundation, which currently covers seven counties in the Tampa Bay area, works to ensure that the families and dependent children of fallen police officers and firefighters receive early financial assistance and are guaranteed funds towards a college education.

Having previously served in the Yankees Public Affairs Department in 1984-85 and spending 23 years actively participating in the philanthropic community, Ms. Steinbrenner has a distinguished record of contributing to various community projects and initiatives, including her current commitment on the Board of Directors of St. Joseph's Hospitals Foundation.

Ms. Steinbrenner holds the honor of Ex-Officio Board Member of Mary Lee's House (a child protection and advocacy center in Tampa). She has also held prior board positions with the Boys & Girls Club of Tampa Bay, Children's Cancer Center of Tampa, Florida State Fair Authority (Executive Committee, Agricultural Committee, and Chairwoman of the Marketing Committee), H.B. Plant Museum at the University of Tampa, New York Pops, Harlem RBl, Florida Orchestra, Tampa Bay Salvation Army, Red Cross Angels of Tampa and Culver Academies. Additionally, Ms. Steinbrenner held the title of Senior Vice President of New Stadium Public Affairs in 2008.

A Morehead Scholar and 1981 graduate of the University of North Carolina with a Bachelor of Science degree in business administration, Ms. Steinbrenner previously served on the UNC Board of Visitors and Parents Council. Ms. Steinbrenner has two children, Haley Steinbrenner Swindal, who is the Yankees' Community Affairs Ambassador and a Director for the New York Yankees Foundation, and Stephen Swindal, who is the Yankees' Assistant Director of Player Development.

Ms. Steinbrenner was born in Cleveland, Ohio, and makes her home in Tampa, Fla.



Jessica Steinbrenner

General Partner / Vice Chairperson

Jessica Steinbrenner begins 2025 in her 17th full season as General Partner / Vice Chairperson for the New York Yankees. The younger daughter of George M. Steinbrenner III previously served in the role of Senior Vice President for the team in 2008.

Ms. Steinbrenner is the Chief Executive Officer of the Steinbrenner-family-owned Bay Farms Corporation. She is also the owner of Bach Stables LLC, a thoroughbred breeding and racing operation. In the summer of 2024,

Jessica was named as a member of The Jockey Club, which was established in the State of New York in 1894. The Jockey Club supports initiatives such as equine safety and aftercare, industry growth, education, and national and international collaboration of the sport.

Ms. Steinbrenner also has served on the board of Florida Thoroughbred Breeders and Owners Association. She is actively involved in the aftercare and retirement of thoroughbreds as well as thoroughbred research, permanently disabled jockeys and backside worker initiatives.

Ms. Steinbrenner served as an Executive Producer for the 2018 full-length feature film *The Little Mermaid*, the live-action adaptation of Hans Christian Andersen's classic fairy tale, and the psychological thriller *Fear of Rain*, released in 2021. She is the author of two children's books: *My Sleepy Room* and *My Messy Room*.

Ms. Steinbrenner attended Culver Girls Academy and graduated from Sweet Briar College in Virginia. She has four children and eight grandchildren; her sons both currently work within the Yankees organization. She resides in Tampa, Florida.





Randy Levine

President

Randy Levine begins his 26th season as President of the New York Yankees in 2025. He was named to his position in January 2000, becoming the first person to hold the post with the club since 1986.

Under his supervision and guidance, the franchise constructed the state-of-the-art Yankee Stadium, completing the facility on time for the beginning of the 2009 season, which culminated in the franchise's 27th World Championship. In 2024, the Yankees drew more than 3 million fans at Yankee Stadium and averaged almost 42,000 fans per date, topping the American League in average home attendance for the 19th time in the last 20 restriction-free seasons.

Mr. Levine was a principal founder of the YES Network, which is the most-watched regional sports network in the United States. He was also the lead negotiator in the sale of 80 percent of the network to 21st Century Fox and in 2019 led the negotiation to buy the YES Network from the Disney Company along with partners Amazon, Sinclair Broadcasting, Blackstone, Mubadala and Red Bird Capital. In 2020, Mr. Levine was named as Chairman of the YES Network. One of YES' most recent innovations was the launch of The Gotham Sports App, a product of Gotham Advanced Media and Entertainment (GAME), the digital partnership formed between YES and MSG Networks formed in 2024. In 2008, Mr. Levine was instrumental in creating Legends Hospitality, LLC, with the Dallas Cowboys, which currently operates at the Yankees' and Cowboys' stadiums, as well as many other world-famous venues, including One World Observatory. Most recently in January 2021, he was a leader in the sale of Legends' majority stake to the private equity group Sixth Street Partners. In 2004, Mr. Levine helped organize Yankees-Steiner, a leading sports memorabilia company.

Mr. Levine has also spearheaded the Yankees' international brand expansion, including a transformational partnership in 2013 with Manchester City Football Club to acquire Major League Soccer's 20th expansion team. New York City Football Club (NYCFC) began play in 2015 at Yankee Stadium and has drawn more than 2 million fans in home attendance in their first 10 seasons, with the team earning their first MLS Championship in 2021. In 2010, Mr. Levine led a Yankees delegation that visited Tokyo, Beijing and Hong Kong with the 2009 World Series Trophy, marking the first-ever time that the Yankees brought one of their World Series trophies to Asia. In addition, Mr. Levine helped develop the joint venture agreement in Japan between the Yankees and Yomiuri Shimbun, which is the parent company of the Yomiuri Giants.

Under Mr. Levine, the Yankees became the first Major League organization to sign players from both the Israel and China Baseball Leagues, embarked on their first-ever large-scale outreach into Taiwan by holding a clinic for high school players and coaches in Taipei, Taiwan, and established a first-of-its-kind working relationship with the Chinese Baseball Association. Mr. Levine is also the Yankees' principal liaison to Major League Baseball and contributes to player negotiations and contract issues. He is a member and contributor to the New York Yankees Diversity and Inclusion Committee.

Mr. Levine has been at the forefront of bringing a diverse array of entertainment and special events to Yankee Stadium, transforming the venue into a year-round destination for a variety of college football, soccer, hockey, music, boxing and corporate events. Highlights have included the January 2014 Coors Light NHL Stadium Series featuring the New York Rangers, New York Islanders and New Jersey Devils; international soccer matches showcasing the likes of Manchester City, Liverpool, Real Madrid, AC Milan, Paris Saint-Germain and Chelsea; concerts by Paul McCartney, Madonna, Garth Brooks, JAY-Z, Justin Timberlake, Eminem, Bad Bunny, Romeo Santos, the Jonas Brothers and Hip Hop 50 Live; as well as renewing the tradition of college football at the home of the Yankees with over a dozen games featuring iconic institutions such as Notre Dame, Army, Boston College, Syracuse and Penn State.

The Yankees president has also been the driving force behind the creation, organization and implementation of the Bad Boy Mowers Pinstripe Bowl. The nationally broadcast contest — which has averaged more than 37,000 fans per game since its inception in 2010 — provides the schools, their alumni and traveling supporters the unparalleled and thoroughly unique opportunity to enjoy a full week of bowl festivities in New York City during Christmas week. Mr. Levine played an integral role in Yankee Global Enterprises' strategic investment in A1 Padel, the international padel circuit tour, bringing the first A1 Padel tournament to the United States, which took place at Wollman Rink in Central Park in October 2023.



Before joining the Yankees, Mr. Levine served as New York City's Deputy Mayor for Economic Development, Planning and Administration. He also served as New York City's Labor Commissioner.

From 1995 through 1997, Mr. Levine was Chief Negotiator for Major League Baseball. In 1996, he negotiated the labor agreement that for the first time included revenue sharing, luxury taxes and Interleague play. Prior to that, Mr. Levine served as Principal Associate Deputy Attorney General and Principal Deputy Attorney General at the United States Department of Justice. He has also served as a special delegate to the United States Department of Labor and was vice chair and a board member for Hudson River Park. Mr. Levine presently serves on the board of the Taylor Hooton Foundation, and in 2021 he was honored with the Taylor Hooton Foundation Legacy Award. Mr. Levine also serves on the board of Hofstra University, and has served on the Boards of the ASPCA, George Washington University and the Yogi Berra Museum.

Mr. Levine has served on the Board of Directors of the New Jersey Nets and New Jersey Devils and is a member of the Board of Directors of the YES Network, Legends Hospitality, LLC, AC Milan and NYCFC. He is also an officer of Yankee Global Enterprises, LLC.

In 2022, Mr. Levine was instrumental in arranging YGE's purchase of a minority interest in the Italian Serie A Soccer Team AC Milan and holds a position on their Board of Directors. Mr. Levine was also one of the initial founders of the Staten Island FerryHawks of the Atlantic League of Professional Baseball, and he now serves on their Board of Directors. Additionally, Mr. Levine has served on the International, Labor Policy, Diversity and Legislative Committees of Major League Baseball.

Mr. Levine has been a partner in the New York law firm of Proskauer Rose Goetz & Mendelson, was Counsel at the law firm of Akin Gump Strauss Hauer & Feld, and is presently Counsel at the law firm of Jackson Lewis P.C.

Born on February 22, 1955, in Brooklyn, N.Y., Mr. Levine received a Bachelor of Arts degree from George Washington University in 1977, and in 2011 was named Chair of the school's athletic committee. His strategic plan led to the GW basketball team winning its first National Championship, the 2016 National Invitation Tournament. He now serves as vice chair of the Hofstra Athletic Committee. In 2018, *City & State* magazine named Mr. Levine one of its 50 over 50 leaders in New York. In 2023, the publication included him in their Bronx Power 100 List, featuring leaders in politics, media, business and beyond. Most recently, *City & State* named Mr. Levine one of the Top 100 Economic Development Leaders in the city. *Business Week* listed him as one of the top 100 influential people in sports. Mr. Levine has also garnered six Emmy Awards. He received his J.D. from Hofstra University School of Law in 1980. Mr. Levine and his wife, Mindy, reside in Manhattan.

New York Yankees Presidents (Chief Executive Officers)

Joseph W. Gordon	1903-06
Frank J. Farrell	1907-14
Jacob Ruppert	1915-39
Ed Barrow	1939-45
Larry MacPhail	1945-47
Daniel R. Topping	1947-53
Dan Topping / Del E. Webb	1954-64
Dan Topping	1964-66
Michael Burke	1966-73
Gabe Paul	1973-77
Al Rosen	1978-79
George M. Steinbrenner	1979-80
Lou Saban	1981-82
Eugene McHale	1983-86
RANDY LEVINE	2000-present



Yankees president Frank Farrell presents a trophy to Yankees manager Harry Wolverton as Red Sox and Yankees players look on at Hilltop Park on April 11, 1912.



NEW KICKS ON THE BLOCK

**INTRODUCING
THE ALL-NEW,
REIMAGINED
NISSAN KICKS**

Strut the streets in the All-New, reimagined Nissan KICKS. With its dramatically redesigned exterior, upgraded and upscaled interior cabin, and Intelligent All-Wheel Drive, you can turn corners just as quickly as you turn heads. Learn more at [NissanUSA.com](https://www.nissanusa.com).



Lonn A. Trost

Chief Operating Officer

Lonn A. Trost began working for the New York Yankees in April 1975 as the Yankees' outside counsel and transitioned to serving as the club's Executive Vice President and General Counsel from 1997-99. On January 10, 2000, Mr. Trost was named the New York Yankees Chief Operating Officer in addition to continuing as the club's General Counsel.

The 2025 season is Mr. Trost's 50th year representing and/or working for the New York Yankees. Mr. Trost is responsible for the overall day-to-day functioning of the Yankees' operations. Under his direction, the Yankees have seen tremendous growth in brand recognition and sponsorship opportunities, while drawing more than 3 million fans at home for a Major League-record 24 consecutive seasons (1999-2019, '22-24), excluding the 2020 and 2021 seasons which had government-mandated COVID-related crowd limitations. During that 24-season stretch, the Yankees have established single-season home attendance records nine times (1998-99; 2002-08). In addition, the Yankees have topped the American League in average home attendance in 19 of the last 20 seasons with unrestricted attendance.

Additionally, Mr. Trost, along with Hal Steinbrenner and Randy Levine, spearheaded the most complex undertaking in New York Yankees history — construction and development of Yankee Stadium, which is the largest privately funded building project in the history of the Bronx. While remaining true to the architectural grandeur of the 1923 original, the current facility is one of the most technologically advanced sports venues in the world. In the 2016-17 offseason, Mr. Trost facilitated a series of major structural enhancements with Marty Greenspun, Senior Vice President of Strategic Ventures, designed to improve the experience for all fans at Yankee Stadium. The new upgrades included a first-ever children's play zone and seven new social gathering spaces.

Mr. Trost has played a significant role in Yankee Stadium becoming a year-round multi-purpose home to special events. Since 2010, Yankee Stadium has played host to an array of landmark activities that transcend baseball, including the 2014 Coors Light NHL Stadium Series featuring the New York Rangers, New York Islanders and New Jersey Devils; concerts by Paul McCartney, Madonna, Garth Brooks, JAY-Z, Bad Bunny, Romeo Santos, Justin Timberlake, Eminem, the Jonas Brothers and Hip Hop 50 Live; a world championship boxing match between Miguel Cotto and Yuri Foreman; as well as renewing the tradition of college football at the home of the Yankees with games featuring iconic institutions such as Notre Dame and Army. In addition, Mr. Trost has been an integral figure in the development and growth of the Bad Boy Mowers Pinstripe Bowl — held annually during Christmas week. The event has averaged more than 37,000 fans since its inception in 2010.

Mr. Trost was also responsible for reintroducing a long-dormant Yankees tradition of hosting marquee professional soccer at Yankee Stadium. Since 2012, some of the most high-profile soccer teams in the world — AC Milan, Manchester City, Chelsea, Liverpool, Paris Saint-Germain and Real Madrid — have played "friendly" summertime matches in front of approximately 300,000 fans. In 2013, the Yankees established a partnership with Manchester City Football Club and jointly acquired Major League Soccer's 20th expansion team. New York City Football Club (NYCFC) began play in 2015 at Yankee Stadium and has drawn over 2 million in home attendance through its first 10 seasons. In 2021, NYCFC earned its first MLS Championship title.

Before joining the Yankees, Mr. Trost was a partner and member of the Executive Committee of the law firm of Shea and Gould from 1972 to 1994. He was also a partner at the New York law firm of Herrick-Feinstein from 1994 to 1997. While with these firms, he served as outside counsel for numerous sports franchises, institutions and agents. Among his clients were the New York Yankees and Mets, the New Jersey Nets and Devils, the National Baseball Hall of Fame and Little League Baseball.

Mr. Trost was instrumental in the creation of the YES Network and is a member of its Board of Directors. In addition, he serves as an officer and on the Board of Directors for Yankee Global Enterprises and is on the Board of Directors for Legends Hospitality, both of which he participated in founding.

Mr. Trost began his legal career in 1971 with the U.S. Justice Department, Office of Chief Counsel (Treasury Department). A 1968 graduate of Hunter College in the Bronx, Mr. Trost received his J.D. from Brooklyn Law School in 1971. He resides in Monroe Township, N.J., with his wife, Carol. They have two children, Evan and Audra, and six grandchildren, Ariella, Alexander, Aspen, Adley, Bryn and Brooklyn.





Brian Cashman

Senior Vice President, General Manager

Brian McGuire Cashman has literally grown up in the Yankees family. He joined the organization in 1986 as a 19-year-old intern in the Minor League and Scouting Department and now holds one of the most demanding jobs in sports as Yankees Senior Vice President and General Manager.

Over the course of his 39 seasons with the team, he has earned five World Series rings, including four as General Manager. Since the Dodgers' Buzzie Bavasi in the 1950s and 60s, Mr. Cashman is the only General Manager to win four World Series titles in that role. Notably, he has won his titles with two different managers — Joe Torre in 1998, 1999 and 2000, and Joe Girardi in 2009.

Mr. Cashman assumed his current post on February 3, 1998. At age 30, he became the second-youngest General Manager in Baseball history. In his first season, he became the youngest-ever GM to win a World Series, and with championships in 1999 and 2000, he became the only GM in Baseball history to win world titles in each of his first three seasons. A pennant in 2001 gave him four straight League Championships, placing him alongside Hall of Fame Yankees General Managers Ed Barrow (1936-39, four) and George Weiss (1949-53, five) as the only GMs in Baseball history to win four-or-more straight league titles at any point in their careers.

Among his peers, Mr. Cashman has achieved unparalleled success while carrying on the winning tradition of the Yankees. His lifetime winning percentage of .585 (2,498-1,770-2) is the highest of any General Manager with at least 10 seasons of experience whose career began in 1950 or later and marks the best team winning percentage in the Major Leagues during that same stretch.

Embarking on his 28th season as Yankees General Manager in 2025, Mr. Cashman is the longest-tenured GM in Major League Baseball and the longest-serving GM in Yankees franchise history, surpassing Ed Barrow's 24 1/2-year tenure (Barrow led the team from October 28, 1920, through February 20, 1945).

The Yankees have been mathematically eliminated from postseason contention in just 22 of the 4,270 regular season games played under Cashman's watch, while his clubs have earned postseason berths in 22 of his 27 seasons as GM (1998-2007, '09-12, '15, '17-22, '24), claiming 15 Division titles, seven American League championships (including last season) and four World Series titles. Since 1998, the Yankees' 22 postseason berths are the most in the Majors — four more than Atlanta (18), who rank second in that span. The 22 playoff appearances are also nine more than any other American League team (Boston-13). Cashman's feat of reaching the playoffs in each of his first 10 seasons (1998-2007) remains unmatched in Baseball history.



Best Winning Percentage for General Managers Whose Careers Began in 1950-or-Later

(Min: 1,000 wins / * Active / Incl. Supervisors of Baseball Ops. with Other Titles / Excludes Ties)

General Manager	Seasons (Years)	Record	Pct.
1. BRIAN CASHMAN*	27 (1998-present)	2,498-1,770	.585
2. Andrew Friedman*	19 (2006-present)	1,696-1,281	.570
3. John Schuerholz	26 (1982-2007)	2,348-1,794	.567
4. Bob Howsam	15 (1964-77, '84)	1,294-1,010	.562
5. Al Campanis	19 (1969-87)	1,576-1,283	.551
6. Theo Epstein	18 (2003-20)	1,544-1,270	.549
7. Chub Feeney	20 (1950-69)	1,724-1,425	.547
8. Alex Anthopoulos*	13 (2010-15, '18-pres.)	1,093-910	.546
9. John Mozeliak*	17 (2008-present)	1,443-1,207	.545
10. Frank Cashen	15 (1972-75, '80-90)	1,265-1,093	.536

Credit: Bill Arnold of Sports Features Group

In addition, the Yankees have posted a winning record in each of Cashman's 27 seasons as General Manager, winning at least 82 games in each 162-game season. The Elias Sports Bureau notes that the Yankees are the only Major League franchise to have 27 straight winning seasons at any point in its respective history, also having achieved the feat from 1926-64. The Los Angeles Dodgers (14) own the next-longest active consecutive-season winning streak in the Majors, and the Houston Astros and Seattle Mariners (four) share the second-longest active streak in the American League. Excluding the abbreviated 60-game 2020 season, the Yankees have averaged 94.8 wins per year during Cashman's tenure. The Los Angeles Dodgers are the only other Major League team to average 90-or-more wins in that span (90.6). Additionally, just one other American League team has averaged at least 85 wins per 162-game season (Boston, 88.7) in that span.

There have been six women in Major League history to hold the position of Assistant General Manager, and Mr. Cashman hired two of the first three: Jean Afterman, the Yankees' current Senior Vice President and Assistant General Manager; and Kim Ng, who worked for the Yankees from 1998-2001 and became the first female General Manager in MLB history with her appointment by the Miami Marlins during the 2020-21 offseason.

In 2015, Billy Eppler was named General Manager of the Los Angeles Angels of Anaheim, and along with Ng, served as Assistant General Managers who worked under Mr. Cashman to eventually hold the title of GM with another Major League club.

Various groups have honored the achievements of the Yankees and Mr. Cashman. With the club's most recent World Series title, the Yankees were named "2009 Male Team of the Year" by the United States Sports Academy and were nominated as "Team of the Year" in the Laureus World Sports Awards competition. In both 1998 and 2000, the Yankees earned ESPY Awards — presented by ESPN — as "Outstanding Team of the Year," and were named "Organization of the Year" by *Baseball America* in 1998 and by *USA Today* in 1999.

Mr. Cashman has been honored as "Executive of the Year" six times: by *Baseball America* in 2017; the Boston Chapter of the BBWAA in 2000, 2009 and 2017; and in 1999 and 2003 by the New Jersey Sportswriters' Association. In 2001, he received his third consecutive "40 Under 40" Award presented by *Street & Smith's Sports Business Journal* to recognize the top 40 people under the age of 40 who have made the greatest impacts in the sports business industry. He has since been inducted into the publication's "40 Under 40" Hall of Fame. In 2003, Mr. Cashman was honored by the Latino Sports Writers and Broadcasters Association with their annual "Latino Achievement Award" for his contributions to the Latino media.

Philanthropy and community involvement play equally important roles in Mr. Cashman's scope of work. For the past 15 years, he has served on the Board of Directors of Covenant House International, which provides services for homeless youth. He was honored by the organization with their Beacon of Hope Award in 2011, having participated in the group's CEO Solidarity Sleepout event in 13 of the last 14 years. In 2019, Mr. Cashman and the Yankees hosted the event at Yankee Stadium, where Covenant House supporters raised money and drew attention to the cause by sleeping outside in the Stadium's Great Hall.

NEW YORK YANKEES DURING BRIAN CASHMAN'S TENURE

Year	Record	Win%	Fin. in AL East
1998*	114-48-0	.704	1st (+22.0)
1999*	98-64-0	.605	1st (+4.0)
2000*	87-74-0	.540	1st (+2.5)
2001*	95-65-1	.594	1st (+13.5)
2002*	103-58-0	.640	1st (+10.5)
2003*	101-61-1	.623	1st (+6.0)
2004*	101-61-0	.623	1st (+3.0)
2005*	95-67-0	.586	1st (tied)
2006*	97-65-0	.599	1st (+10.0)
2007*	94-68-0	.580	2nd (-2.0)
2008	89-73-0	.549	3rd (-8.0)
2009*	103-59-0	.636	1st (+8.0)
2010*	95-67-0	.586	2nd (-1.0)
2011*	97-65-0	.599	1st (+6.0)
2012*	95-67-0	.586	1st (+2.0)
2013	85-77-0	.525	T3rd (-12.0)
2014	84-78-0	.519	2nd (-12.0)
2015*	87-75-0	.537	2nd (-6.0)
2016	84-78-0	.519	4th (-9.0)
2017*	91-71-0	.562	2nd (-2.0)
2018*	100-62-0	.617	2nd (-8.0)
2019*	103-59-0	.636	1st (+7.0)
2020*	33-27	.550	2nd (-7.0)
2021*	92-70	.568	T2nd (-8.0)
2022*	99-63	.611	1st (+7.0)
2023	82-80	.506	4th (-19.0)
2024*	94-68	.580	1st (+3.0)
2,498-1,770-2			.585

Bold=most wins in AL

Italic=tied for most wins in AL

* Qualified for postseason (22 of 27 seasons)

Five times under Cashman, the Yankees have recorded the most wins in the Majors: 1998, 2002 (tied w/ OAK), 2003 (tied w/ ATL), 2006 (tied w/ NYM), 2009.

The Yankees' .585 winning pct. under Cashman marks the highest for any MLB team over the stretch (1998-present). Additionally, the club's 2,498 regular season wins over the span are 99 more than the second-best team (LAD-2,399).



Mr. Cashman also serves on The Players Alliance MLB Club Executive Advisory Committee and the New York Yankees Diversity and Inclusion Committee.

In 12 straight off-seasons from 2010 through 2021, Mr. Cashman rappelled down the 22-story Landmark Building in Stamford, Conn., as part of the Christmas-themed Heights and Lights Program, promoting activity in the city's downtown business district. In 2013, he joined the Board of Directors for TGEN (Translational Genomics Research Institute) Pancreatic Cancer. He also traveled to Vermont in November 2011 to join fellow GMs Theo Epstein and Neal Huntington at an event organized by ESPN's Buster Olney to support farm relief in the wake of Tropical Storm Irene.

For his efforts at work and in the community, Mr. Cashman was presented with the 2018 Joan Payson/Shannon Forde Community Service Award by the N.Y. Chapter of the BBWAA and the 2016 Jacob K. Javits Lifetime Achievement Award by the ALS Association Greater New York Chapter. He was also recognized by the Catholic Youth Organization of New York with the 2011 John V. Mara Sportsman of the Year Award and the 2005 Ossie Davis Award for Inspirational Leadership for promoting diversity in the workplace.

His career as a full-time Yankees employee began following his graduation from Catholic University in 1989, when Mr. Cashman became a full-time Assistant in Baseball Operations. He was later promoted and transferred to Tampa, Fla., where he served as Assistant Farm Director from 1990 to 1992. He returned to New York and became Assistant General Manager, Baseball Administration in November 1992.

Born on July 3, 1967, in Rockville Centre, N.Y., Mr. Cashman grew up in Lexington, Ky. He attended Georgetown Prep in Rockville, Md., and was inducted into the school's Athletic Hall of Fame in 2015. Mr. Cashman also attended Catholic University in Washington, D.C., where he majored in history. He played intercollegiate baseball for the Cardinals, breaking the then-team record for hits in a single season, and was named part of the 2020 induction class of Catholic University's Athletic Hall of Fame. His love for baseball developed when former Brooklyn Dodger Ralph Branca and his wife, Ann, arranged for him to serve as a batboy for the Los Angeles Dodgers in spring training in 1982.



For the past 15 years, **Brian Cashman** has served on the Board of Directors of Covenant House International, which provides services for homeless youth. He was honored by the organization with their Beacon of Hope Award in 2011. Additionally, in 13 of the last 14 years (2011-23), Cashman participated in the group's CEO Solidarity Sleepout to raise money and draw attention to its cause.

Fine Foods Since 1908



Available at
C-Town & Bravo Stores





Jean Afterman

Senior Vice President, Assistant General Manager

Jean Afterman enters her 24th season as the Yankees' Assistant General Manager and 14th as Senior Vice President in 2025. At the time of her appointment, she became only the third female to hold the position of Assistant General Manager in Major League Baseball history.

Ms. Afterman has been an integral part of the Yankees' efforts and operations in Asia. In her first year with the Yankees, she was instrumental in developing the club's relationship with the Yomiuri Giants of the Japan Central League and signing three-time MVP Hideki Matsui. In 2007, she joined team President Randy Levine and General Manager Brian Cashman on a week-long trip to Asia that concluded with a working agreement with the Chinese Baseball Association. She once again joined Levine and Cashman in 2010, when the Yankees brought the 2009 World Series trophy to Tokyo, Beijing and Hong Kong. While in Hong Kong, Ms. Afterman was given the honor of throwing out one of the ceremonial first pitches at the 2010 Phoenix Cup, an annual international women's baseball tournament.

Her contributions and leadership have been repeatedly recognized throughout her baseball career. Ms. Afterman was selected as one of the "50 Most Powerful Women in New York" by the *New York Post* in 2003 and 2007, and was named one of the 2004 "Power 100" by the *Sporting News*. In 2007, Ms. Afterman was profiled as one of *Crain's New York Business*' "100 Most Influential Women in New York Business," and in 2008, she was noted by *Forbes* as one of the top female executives in Baseball. In 2010, Ms. Afterman was named by WISE (Women in Sports and Events) as one of the "Women of the Year," and was tabbed by *New York Moves* magazine as a "Power Woman." In 2013, she was again profiled on the front page of her hometown newspaper, the *San Francisco Chronicle*.

In more recent years, Ms. Afterman was named one of *Street & Smith's Sports Business Journal's* 2017 "Game Changers," and her story was featured on the YES Network and ESPN.com. She was named one of *Crain's New York Business*' "2019 Most Notable Women in the Business of Sports," and was awarded *Baseball America's* "2019 Trailblazer of the Year Award," becoming the inaugural winner of the honor. In 2021, she was again honored when she was recognized by the *Sports Business Journal* as one of its class of 2021 members of "The Champions: Pioneers and Innovators in Sports Business." She was also saluted for her contributions to baseball during the 2021 offseason with a Baseball Service Award from the New York Pro Scouts Association.

Ms. Afterman is a frequent guest speaker on the topics of women in sports and the business of baseball, having participated in events sponsored by Major League Baseball, Columbia Business School, New York University, SABR, Beyond Sport, the Sports Lawyers Association and WISE, among others. In 2018 and 2019, Ms. Afterman was a member of the Steering Committee for the Integrity and Impact Award presented at the BT Sport Industry Awards in London.

Ms. Afterman joined the Yankees with a diverse business and legal background, focusing on international sports and licensing with an emphasis on U.S.-Japan matters. Prior to joining the Yankees, she managed her own practice, providing athletic representation and management with a specialization in arbitration proceedings. From 1994-99, Ms. Afterman was General Counsel at KDN Sports, Inc., and handled business and legal affairs for international baseball clients, including Hideo Nomo, Hideki Irabu, Masato Yoshii, Alfonso Soriano and more than 30 Major and Minor League players. In 1996, Ms. Afterman was appointed by the U.S. Secretary of Agriculture to a federal advisory committee, the National Organic Standards Board.

A graduate of the University of California at Berkeley in 1979, Ms. Afterman was the recipient of the Rosalynn Schneider Eisner Prize and the Mark Goodson Scholarship Grant. She received her J.D. from the University of San Francisco School of Law in 1991. In 2009, she was named "Alumni of the Year" by the Katherine Delmar Burke School in San Francisco.

For many years, Ms. Afterman maintained an active role in the Bronx community, working closely with P.S. 35, an elementary school within walking distance of Yankee Stadium. For more than a decade, she organized Yankees-sponsored Read-A-Thons and directed a mentoring program which matched Yankees employees with fourth and fifth grade students. Additionally, she has worked with high school-aged students through New York City's Explorers program, which engages young people through career-orientation programs. She received the 2009 "Exploring Leadership Award" for her work with the group.

In 2012 and 2013, she served on the Board of Trustees of the Women's Sports Foundation, and in 2015, she was appointed to serve on the advisory committee that oversees the Commissioner's Front Office and Field Staff Diversity Pipeline Program. In 2018 and 2019, Ms. Afterman served on the Board of Directors of DREAM (formerly Harlem RBI) and in 2020, she joined the Board of the Major League Baseball Players Alumni Association. Most recently, in 2021, Ms. Afterman joined the Board of Beyond Sport.



Michael Fishman

Vice President, Assistant General Manager

Michael Fishman begins his eighth season as a Vice President and 11th season as an Assistant General Manager, working with General Manager Brian Cashman in all areas related to baseball operations, including player acquisitions and evaluation, roster management, staffing and personnel decisions, player contract negotiations and salary arbitration. In addition, he oversees all aspects of the club's baseball research, statistical analysis, and baseball information systems.

The 2025 season marks his 21st year with the Yankees organization, having been hired by the club in July 2005 as a Baseball Operations Analyst. From November 2006 through the 2014 season, he was the club's first Director of Quantitative Analysis, responsible for all of the Yankees' proprietary baseball operations systems and assembling a staff devoted to quantitative research. In this role, he oversaw all statistical research projects, providing information, recommendations and advance scouting reports to the baseball operations department and coaching staff. He also oversaw the baseball operations internship program.

Prior to joining the Yankees, Mr. Fishman was an actuarial associate with AXA Equitable Life Insurance Company.

Born in New York City and raised in Fairfield, Conn., Mr. Fishman graduated summa cum laude and Phi Beta Kappa from Yale University in 2001 with a Bachelor of Arts in Mathematics.

In recent years, Mr. Fishman has regularly given his time to school-age children and graduate students, speaking to them on a variety of topics related to the application of mathematics in the professional world.

He resides in Westchester Co., N.Y., with his wife, Sheryl, his daughter, JJ, and his son, Ellis.



Tim Naehring

Vice President, Baseball Operations

Tim Naehring begins his 10th season as Vice President of Baseball Operations with the Yankees, assisting General Manager Brian Cashman with player acquisitions, roster management and evaluation of all player personnel.

This season marks his 18th with the Yankees, having served as a professional scout from the fall of 2007 through the end of the 2015 season. After covering the minors and Majors in 2008, he was primarily responsible for covering the National League and crosschecking the American League from 2009-15.

Mr. Naehring began his front office career with the Cincinnati Reds during spring training in 1999, becoming a special assistant to general manager Jim Bowden. From October 2000 through 2005, he was the Reds' Director of Player Development, and he also held the role of Minor League Field Coordinator from October 2000 through 2003 and during the 2006 and 2007 seasons.

A native and current resident of Cincinnati, Mr. Naehring is a 1985 graduate of La Salle High School, where he was a three-sport athlete in baseball, soccer and basketball. He attended Miami (Ohio) University from 1985-88 and was named Mid-American Conference Player of the Year after his final season.

In June of 1988, he was drafted by the Boston Red Sox in the eighth round of the First-Year Player Draft. Mr. Naehring went on to play parts of eight Major League seasons with Boston from 1990-97, batting .282 (527-for-1,872) with 49 home runs and 250 RBI in 547 career games before a torn right elbow ligament ended his career on June 23, 1997.

In 1996, Mr. Naehring founded the Athletes Reaching Out Foundation (ARO), which has funded various good works in the greater Cincinnati area, including a mini-Fenway Park in Miamitown, Ohio.

He and his wife, Kris, have a daughter, Jamison, and a son, J.T.



Damon Oppenheimer

Vice President, Domestic Amateur Scouting

Damon Oppenheimer enters his 33rd season with the Yankees and 23rd as a Vice President in the organization's scouting department. Since 2005, Mr. Oppenheimer has fully directed the Yankees' efforts related to Major League Baseball's First-Year Player Draft, including the evaluation of all eligible players and the Yankees' selections. As part of his responsibilities, he manages all of the club's crosscheckers and area scouts throughout the United States, Canada and Puerto Rico.

Mr. Oppenheimer was twice honored during the 2018-19 offseason. He was first acknowledged by his scouting peers at the Baseball Winter Meetings with the 2018 "West Coast Scout of the Year Award." Then in January 2019, he received the "George Genovese Lifetime Achievement in Scouting Award" from the Professional Baseball Scouts Foundation at the 16th Annual "In the Spirit of the Game" Awards Dinner.

This season marks his 11th with the title of Vice President of Domestic Amateur Scouting. Between 2003 and 2014, he held various other Vice President titles, including those for Amateur Scouting (2007-14), Scouting (2005-06), Player Development and Scouting (2004) and Professional Scouting (2003).

A native of San Diego, Calif., Mr. Oppenheimer began his player development career as a part-time scout for the Padres while finishing his degree at the University of Southern California. He was hired as a full-time scout by San Diego in 1988, continuing in that role until he joined the Yankees as the Midwest crosschecker in 1993.

Mr. Oppenheimer became the team's Western crosschecker for the 1995 season and briefly joined the Texas Rangers as a national crosschecker from November 1995 through July 1996 before returning to the Yankees in August 1996 as a national crosschecker. He also served as the Yankees' director of player personnel from 2000-02.

The former USC catcher batted .364 in 1985, earning Pac-10 All-Conference honorable mention before being selected by Milwaukee in the 18th round of that June's First-Year Player Draft. He appeared in 12 games for Single-A Beloit in 1985 before getting injured the following year in spring training, ending his professional playing career. Mr. Oppenheimer returned to school and received his bachelor's degree in exercise science in 1987.

He and his wife, Tina, reside in Wesley Chapel, Fla., and have three children: A.J., Sierra and Gehrig.



Kevin Reese

Vice President, Player Development

Kevin Reese begins his 24th year with the Yankees organization, his 18th as a scout or member of the front office, and his fourth as Vice President of Player Development after four years (2018-2021) of heading up the department with the title of Senior Director of Player Development.

Mr. Reese is responsible for setting the long-term strategy and day-to-day direction for Yankees' affiliates in the U.S. and the Dominican Republic, including all player-related and coaching activities. Mr. Reese also manages the hiring and assignments of all affiliate coaches and field staff and directs all player promotions and releases.

Over the last eight years, Mr. Reese has overseen a transformation of the Yankees' player development efforts, implementing a collaborative and holistic approach that integrates various Yankees departments, including Performance Science, Baseball Analytics and Player Health & Performance. Under his direction, facilities at all levels have been modernized and expanded and coaching philosophy has been unified to maximize the potential of both players and coaches. Some of the projects that have taken place during his tenure include the construction of a biomechanics lab and pitching development center at the Yankees' minor league complex in Tampa, expansion of the video resources across all affiliates and the build-out of facilities and operational guidelines for player development at Somerset (Double-A) and Hudson Valley (High-A), which joined the Yankees' affiliate system for the 2021 season.

Mr. Reese is also a charter member of the New York Yankees Diversity and Inclusion Committee, which was established at the start of 2021 to identify, engage and address issues related to equality, racial justice and inclusivity.

Mr. Reese joined the Yankees Pro Scouting Department at the conclusion of his playing career and held the title of Professional Scout from 2008 through 2014. For the three seasons from 2015-17, he was the Yankees' Director of Pro Scouting, coordinating scout coverage and report intake while using compiled information to help guide trade discussions and free agent signings. Additionally, Mr. Reese scouted the Yankees' own affiliates, organized advance scouting for the postseason and contributed to the construction of the Yankees' Major League and minor league rosters.

A native of San Diego, Calif., Mr. Reese was originally selected by the Padres in the 27th round of the 2000 First-Year Player Draft from the University of San Diego, where he was a two-time West Coast Conference first-team selection and was later named to the West Coast Conference's 40th Anniversary All-Conference Team in 2007. On December 18, 2001, he was acquired by the Yankees in exchange for infielder Bernabel Castro.

Over 849 games across eight minor league seasons from 2000-07 (including 2000-01 with the Padres organization), Mr. Reese, a left-handed-hitting outfielder, posted a .292 (953-for-3,269) batting average with 546 runs scored, 192 doubles, 37 triples, 67 home runs, 395 RBI, 372 walks, 138 stolen bases, a .370 on-base percentage and an .804 OPS. Mr. Reese also appeared in 12 Major League games with the Yankees over two seasons (2005-06), batting .385 (5-for-13) with two runs scored, one RBI, two walks and one stolen base.

He and his wife, Laura, reside in Odessa, Fla., and have four children: Jackson, Kannon, Brooklyn and Gwynn.



V O L V O

The 2025 Volvo XC60



See current offers today.



Yankees HOPE Week



The 2024 season marked the Yankees' 15th edition of HOPE Week (Helping Others Persevere & Excel) – an initiative rooted in the belief that acts of goodwill provide hope and encouragement to more than just the recipient of the gesture. Unfortunately, the COVID-19 pandemic prevented the Yankees from hosting the annual event in 2020.

Each day during HOPE Week, the Yankees reach out to an individual, family or organization worthy of recognition and support. Whenever possible, the Yankees will attempt to personally connect with individuals in the settings of their greatest successes at locations that honor the spirit of their noble endeavors. All outreach in the community ultimately culminates with recognition at Yankee Stadium during a Yankees game.

HOPEWeek is about people helping people. The one thing everybody has — no matter their background or financial situation — is time. By involving every one of our players and coaches, along with Manager Aaron Boone, General Manager Brian Cashman, our minor league affiliates and front office staff, we are sending the message that everyone can give of themselves to make their community a better place. Equally significant during HOPE Week is garnering publicity for the highlighted causes and organizations. The greatest challenge facing many not-for-profits is generating interest, awareness and funding for their missions.

Below is a recap of HOPE Week 2024, which focused on the positive aspects of social media.

YANKEES RECORD DURING HOPE WEEK		
YEAR	W-L	DATES
2009.....	5-0	7/20-24
2010.....	3-2	8/16-20
2011.....	2-2	7/25-29
2012.....	3-2	6/25-29
2013.....	3-2	7/8-12
2014.....	4-0	6/16-20
2015.....	3-2	8/17-21
2016.....	5-0	6/6-10
2017.....	2-2	5/22-26
2018.....	3-1	6/11-15
2019.....	5-0	6/17-21
2021.....	1-2	6/28-7/2
2022.....	1-3	7/11-15
2023.....	2-3	7/3-7
2024.....	1-3	6/17-21
TOTAL	43-24	(.642)

MONDAY, JUNE 17, 2024

The Yankees kicked off 2024 HOPE Week by honoring **Rehan Staton**, a former trash collector who graduated from Harvard Law School and now works for a New York City law firm. Before graduating from Harvard, Rehan started **The Reciprocity Effect**, a nonprofit that honors support staff affiliated with educational institutions and corporations and aids those affected by personal hardships and catastrophes. Rehan was joined by **Gerrit Cole**, **Giancarlo Stanton**, **Clarke Schmidt**, **Jon Berti** and **Nick Burdi** in a ceremony to recognize employees from the waste collection and recycling firm **Interstate Waste Services**. The ceremony was held in the 100 Level of the Legends Suite Club at Yankee Stadium. Each of the employees from Interstate Waste Services received an award of recognition from Staton during the ceremony. Following the event, the group enjoyed a catered lunch from Legends Hospitality and took a photo on the field at Yankee Stadium.



At a luncheon at Yankee Stadium, Rehan Staton, Harvard Law grad and founder of The Reciprocity Effect, addresses sanitation workers to thank them for their service.

TUESDAY, JUNE 18, 2024

The club honored former Yankees minor league athletic trainers **Mike Sole** and **Jon Becker**. In 2023, after learning that Mike needed a liver transplant, Jon started a GoFundMe page called "Mike Sole Needs A New Liver," which raised over \$25,000 to cover Mike's medical expenses and temporary housing in New York. After the site was up and running, Jon discovered he was a candidate, and the pair underwent the lifesaving joint procedure on Oct. 31, 2023. To make up for their year in New York when the city was under lockdown due to COVID, Mike and Jon finally received a true taste of the Bronx and visited Arthur Avenue. **Manager Aaron Boone**, **Austin Wells**, **Michael Tonkin**, **First Base Coach Travis Chapman** and members of the **Yankees Athletic Training staff** joined them in making mozzarella at Mike's Deli in Arthur Avenue's famous market, stuffing cannoli's at Gino's Pastry Shop and for a sit-down Italian meal at Roberto's.



To highlight the importance of organ donation, the Yankees honored former Yankees training staff members Mike Sole and Jon Becker with a trip to Arthur Avenue in the Bronx.

President's Volunteer Service Award

At the conclusion of each of the last 14 HOPE Weeks (2010-19, '21-24), the Yankees have been honored with the **President's Volunteer Service Award**, given "in recognition and appreciation of commitment to strengthening the nation and for making a difference through volunteer service." The awards are bestowed by **AmeriCorps**, which empowers Americans from all backgrounds to answer the President's Call to Service. The Yankees encourage fans to visit **AmeriCorps.gov** to find service and volunteer opportunities in their communities.



AmeriCorps



WEDNESDAY, JUNE 19, 2024

The Yankees highlighted **Experience Camps**, a national, no-cost program for grieving children who have experienced the death of a parent, sibling or primary caregiver. Their social media platforms have provided an online community and outlet to grieving children, along with resources for kids across the globe. **Clay Holmes, Jose Trevino, Tommy Kahnle, Ian Hamilton, Ron Marinaccio, Victor González, Trent Grisham and Jahmai Jones** along with **Yankees Pitching Coach Matt Blake, Bullpen Coach Mike Harkey and Third Base Coach Luis Rojas**, surprised kids from Experience Camps with arcade games and lunch at Dave & Buster's in Pelham, N.Y. During lunch, founder **Sara Deren** led individuals from Experience Camps and the Yankees in a discussion in which they all shared their experiences of loss.



Yankees players Ron Marinaccio [third from L] and Ian Hamilton [fourth from L] play arcade games with children from Experience Camps at Dave & Buster's in Pelham, N.Y.

THURSDAY, JUNE 20, 2024

On June 5, **Nestor Cortes, Gleyber Torres, Anthony Volpe** and **Dennis Santana** teamed up with internet personality **Zachery Dereniowski (MDMotivator)**, to surprise 9-year-old **Jacob Cohan**, who is a massive Yankees fan. The Clifton, N.J., youngster tragically lost his older brother in a car accident in 2023. After surprising Jacob and his family at their Passaic County home, the group enjoyed the afternoon in a nearby park and played catch. Later that afternoon, Jacob, his family and Zachery were guests of the team for batting practice. Jacob hit in the batting cage, met players and coaches, ran the bases, threw out the ceremonial first pitch and took part in postgame high-fives. The pair also met with **Aaron Judge**, who surprised them with the news that they were HOPE Week honorees. The pair returned to the Stadium on June 20 to be acknowledged once again.



Internet personality @MDMotivator [L] and Anthony Volpe [R] surprise young Yankees fan Jacob Cohan at his home in Clifton N.J., creating a viral moment.

FRIDAY, JUNE 21, 2024

To celebrate social media's unique ability to connect communities and cultures from around the world through music and dance, **Aaron Judge, Juan Soto, DJ LeMahieu, Oswaldo Cabrera, Luis Gil, Luke Weaver, Ben Rice, Pat Roessler, Luis Rojas and Tanner Swanson** teamed-up with Instagram and TikTok sensation **@kidthewiz**, students from **Dance to Unite**, and an array of fellow New Yorkers and surprise guests to create and post their own new dance video. In bringing together a diverse cross section of people to share in the joy of this project, the Yankees hope to remind people that our similarities are greater than our differences.



Photo at Left: Viral internet dancer Kid the Wiz [front L] and Aaron Judge [front R] make a music video with members of HOPE Week honoree group Dance to Unite in front of Yankee Stadium's Gate 4; Photo at Right: Dancers take over the Bullpen Deli on 161st Street.

Organizational Initiative

The Yankees are proud that HOPE Week has been celebrated by its minor league affiliates with their own local outreach, with teams holding events from 2012-19 and '22-24 (with a COVID-related pause in 2020 and 2021).

Commitment to Community

The New York Yankees are committed to promoting and sustaining cordial and cooperative relationships with their neighbors and community partners; working in conjunction with them to enhance the quality of life throughout the surrounding communities. On a consistent basis, the Yankees partner with community-based organizations to host events at Yankee Stadium and dedicate several millions of dollars in resources to support various outreach efforts that focus on providing positive educational, recreational and social outlets for New York City residents.

2024 COMMUNITY OUTREACH

Back-to-School Resource Fair: On August 15, the Yankees partnered with Bronx Community School District 9 to host a back-to-school resource fair at Yankee Stadium. Over 2,000 Bronx-based students and their families walked through the doors of the Great Hall to close out the summer and get a head start on the new school year. The annual event is designed to ensure that local families have access to resources that will allow their children to excel throughout the academic year. Families attending the event were provided with backpacks and school supplies, and more than 30 community organizations were on hand to provide information about their services in the areas of food & accommodation, health & social services, youth initiatives and employment opportunities.



Yankees Community Affairs Ambassador Haley Steinbrenner Swindal hands out new backpacks at the Yankees' annual Back-to-School Resource Fair, which served more than 2,000 Bronx schoolchildren and their families on August 15, 2024.

Bad Boy Mowers Pinstripe Bowl Red Cross Visit: In association with the Yankees and Boston College (BC), the Bad Boy Mowers Pinstripe Bowl partnered with the American Red Cross on two unique initiatives. During bowl week at the school's hotel, BC student-athletes and coaches had the opportunity to write thank you notes to New York-based Red Cross volunteers that assisted in Hurricane Helene relief efforts. Additionally, a smaller group of students and staff visited the Manhattan offices of the Red Cross a day prior to the game, where they took part in CPR training, packed kits for veteran and volunteer families and enjoyed a tour of the facility.

Bronx Beat: The Yankees and the YES Network, in conjunction with the Bronx Economic Development Corporation, continued the *Bronx Beat* — an Emmy-award winning programming series providing behind-the-scenes looks at some of the borough's best-known institutions and hidden gems. The participating organizations and areas featured in 2024 included City Island, Cardinal Hayes High School, the Will.I.Dance studio, the Clubhouse Café, Lloyd's Carrot Cake, Liebman's Deli, the Friendly Fridge, the Bronx Children's Museum, and the Summer Night Lights program.

Bronx Boroughwide STEM Expo: The Yankees partnered with Bronx Community School District 9 to host the 2024 STEM Expo at Yankee Stadium on May 11. The event included approximately 1,000 students who attended as a reward for their academic achievement and participation in STEM-oriented programs. Participants were able to experience hands-on activities and demonstrations related to Science, Technology, Engineering and Math (STEM). Over 90 science projects were presented by students from Districts 7-12 across all grade levels. The Expo was one of many District 9 initiatives geared toward preparing students to be active participants in an evolving future workforce.

Bronx Chamber of Commerce Small Business and Job Seeker Resource Fair/BX-Factor \$10K Small Business Challenge: In May, the Yankees, in partnership with the Bronx Chamber of Commerce and the Bronx Economic Development Corp. (BXEDC), hosted the final round of the BX-Factor: \$10K Small Business Challenge, along with the Bronx Chamber of Commerce Small Business & Job Seeker Resource Fair.

In the BX-Factor: \$10K Small Business Challenge, five finalists gave a presentation to a panel of judges. The winner of the \$10,000 prize was Gomez Design Studio, a Bronx-based company (led by Tiffany Gomez) that collects, sorts and prepares discarded construction waste for use in its own line of sustainable products. Two runner-ups (Bronx Native and Green Canvas Productions) received \$2,000 awards. Mario's and SciGen were also among the five finalists. The contest began with more than 100 entrants and was created by the BXEDC to uplift businesses in the Bronx that have historically faced challenges in accessing capital.

Following the competition, the Yankees held the Bronx Chamber of Commerce Resource Fair for small business owners and job seekers, which was hosted in support of NYC Small Business Month, and shined a light on the hard work and courage of local small businesses. Small business resource representatives from a variety of agencies and organizations were present at the event, providing advice on topics including recruitment & hiring, employee training, financing and mentorship. Additionally, job seekers could meet with career advisors and recruiters, apply for job opportunities and participate in resume and interview skill-building workshops.

Bronx Community Clean-Up Series: The Yankees again partnered with the NYC Dept. of Sanitation on a Bronx Community Clean-Up Series, which ran from June through August. The initiative aims to fight litter during the summer months by incentivizing local residents to help clean up their local communities on designated days in a competition-style format. Each volunteer received a voucher valid for two tickets to a select Yankees 2024 home game. Overall, approximately 450 volunteers gathered at various locations in the Bronx, combining to collect a total of 6,140 lbs. of trash. Additionally, the winning team from the Bedford Park section of the Bronx attended the August 11 Yankees-Rangers game in a suite.

Bronx Education All-Star Day: The Yankees again partnered with NYC Public Schools to incentivize and motivate 5th-8th grade students attending Bronx-based schools (Districts 7-12) with a program that rewards exceptional accomplishments. Beginning at the onset of the school year in September, students are noted for their commitment to leadership, academics, community service and teamwork. On May 23, the Yankees hosted more than 10,000 students at Yankee Stadium for a pregame celebration, which included speeches from Aaron Judge, Aaron Boone and leaders from the NYC Dept. of Education. In addition, all students, teachers and NYC Public Schools officials stayed to enjoy that afternoon's Yankees-Mariners game.



Aaron Judge addresses students on Bronx Education All-Star Day on May 23, 2024.



The BX Invitational Chess Tournament: In February, the Yankees partnered with Project Pawn and Community School District 9 to host the inaugural “BX Invitational” Chess Tournament at Yankee Stadium. The event featured approximately 200 students from across the borough and was created to display the brilliance of these students through the game of chess, which complements and improves math, science, and problem-solving skills. The founders of Project Pawn, representatives from District 9 and a group of students that took part in the event were also recognized and joined by International Master and K-12th National Champion Brewington Hardaway in a pregame ceremony at Yankee Stadium prior to the Yankees-Tigers game on May 5.

CHSAA and PSAL Youth Baseball Games: The Yankees partnered with the Catholic High School Athletic Association (CHSAA) and the Public Schools Athletic League (PSAL) to host high school baseball games at Yankee Stadium on June 10. The morning game featured the CHSAA’s All-Star Game, which showcased a mix of student-athletes who excelled on the diamond in 2024. In the afternoon, the Stadium held the PSAL’s AAA championship game with the Grand Street Campus Wolves defeating the John Jay Campus Jaguars, 2-0.

CORO Leadership New York City Strategy Day: In February, Coro Leadership New York hosted a group of 24 participants as part of their City Strategy Day at Yankee Stadium. The day consisted of discussions with professionals from across non-profit, public and private sectors designed to explore critical issues facing New York City and develop new ways to lead change in their communities and organizations.

CUNY Sport Management Mentoring Program: A historic Yankees-CUNY (City University of New York) Partnership Program was implemented in the creation of the Yankees’ Diversity and Inclusion Committee in 2021. The program is predicated on identifying and exposing students and alumni of CUNY—the largest urban university system in the United States—to career paths, employment and business opportunities throughout the Yankees organization. In 2024, CUNY students took part in the Yankees’ Sport Management Mentoring Program, which included a five-week virtual summer seminar with Yankees front office personnel. Of particular note, CUNY’s demographics include a wide swath of minorities and other individuals who are underrepresented in corporate settings.

DCWP Free Tax Prep Training: In both January and December, the Yankees hosted the Department of Consumer and Worker Protection’s NYC Free Tax Prep training session for 50 local residents to become certified tax preparers. This program offered interested individuals the necessary training to provide their services for free to qualified New York taxpayers as well as opening the door for them to make additional income through assisting friends and family.

Diversity and Inclusion Committee: Formalized in September of 2020 and announced in February of 2021, the New York Yankees Diversity and Inclusion Committee is dedicated to identifying, engaging and addressing issues related to equality, racial justice and inclusivity. The creation of this group was the result of an extended period of planning and collaboration with community leaders and within the Yankees organization to determine the appropriate framework for imparting meaningful and long-lasting change. Precipitated by the profound impact of senseless tragedies in communities throughout our nation, this Committee’s mission focuses on identifying and combating disparities and systemic inequities that obstruct socioeconomic fairness and progress for marginalized groups.

The Committee is comprised of a dedicated and diverse network of Yankees staff members, on-field personnel, alumni, and outside community leaders and business partners. The shared goal has been to identify ways to combine resources and utilize the panel’s various prominent public platforms to address and eradicate barriers that impede access, diversity, inclusion and opportunity for our neighbors around Yankee Stadium and in the larger metropolitan community.

DREAM Career Conference: The Yankees and DREAM partnered to host a career conference at Yankee Stadium on January 11. The event provided DREAM college-aged alumni and a select group of DREAM Charter High School students the chance to network, grow their professional skills and learn about exciting career opportunities. Professionals from different industries provided guidance, educating them about their workplaces and sharing information regarding available training, internships, and job opportunities.



On Jan. 11, 2024, the Yankees and DREAM charter schools partnered on a career conference at Yankee Stadium.

NEW YORK YANKEES AND FOOD BANK FOR NEW YORK CITY RECEIVE NYC MAYOR’S “PARTNERSHIP IMPACT AWARD” AT GRACIE MANSION ON APR. 18, 2023

On Tues., Apr. 18, 2023, at Gracie Mansion, the **New York Yankees** and **Food Bank For New York City** were honored for their joint service to the community, receiving the **Partnership Impact Award** for their collaborative efforts in providing 150,000 meals to more than 21,338 New Yorkers in the 2022 calendar year. The award was one of four bestowed at the Mayor’s Service Recognition Ceremony following the review of more than 150 nominations.

The Mayoral Service Recognition Program is an annual citywide celebration of volunteers and service members, recognizing efforts to build solutions in response to community challenges and meet residents’ most urgent needs. The recognition program takes place throughout National Volunteer Month in April as a way to recognize diverse volunteer efforts of the previous calendar year.

In 2022, the Yankees and the Food Bank for New York City continued their longstanding partnership by assisting Bronx residents facing heightened food insecurities in challenging times via monthly “pop-up” food distributions at Yankee Stadium. The distributions—which began in May of 2021 and have continued into 2025—provide 500 families per month with access to shelf-stable food items and fresh produce. The Yankees also provide additional resources to the Food Bank for New York City throughout the year.



From L to R: Yankees SVP Corporate/Community Relations Brian Smith, Food Bank for NYC VP of Institutions & Partnerships Janis Robinson and NYC Chief Service Officer Laura Rog

Food Bank for NYC Monthly Pop-Up Food Distribution

Events: The Yankees and the Food Bank for New York City continued their longstanding partnership by assisting Bronx residents facing heightened food insecurities in challenging times via monthly “pop-up” food distributions at Yankee Stadium. The distributions — which began in May of 2021 — provide 500 families per month with access to shelf-stable food items and fresh produce.

In celebration of the holidays, a special distribution event was held on Dec. 18 at the NYPD’s 44th Precinct in the Bronx. Yankees Manager Aaron Boone and members of the Yankees front office provided resources and assistance as an additional 500 families gained access to food, holiday toys and more.



On December 18, 2021, in conjunction with the Food Bank for NYC, the Yankees held a Pop-Up Food Distribution a few blocks away from Yankee Stadium at the NYPD’s 44th Precinct, where Manager Aaron Boone assisted in distributing holiday toys and groceries to Bronx residents facing heightened food insecurities.

Fueling Our Future Program: Health and wellness, as well as grassroots engagement with local communities within the Bronx, are pillars of the Yankees’ Diversity & Inclusion Committee. As part of the team’s commitment to Bronx-based individuals, the Yankees and DREAM partnered on the “Fueling our Future” youth initiative, which targets underserved communities. In mid-July at Yankee Stadium, local young people took part in informative seminars, which provided health & wellness tips and career-path advice, all of which was designed to position them for success in the classroom, on the field and in their daily lives.

In total, approximately 50 participants from DREAM heard from Yankees front office staff members about working in sports, received mental health guidance from Yankees Mental Conditioning Coach David Schnabel and learned about healthy food choices with Legends Executive Chef Robert Flowers. In addition, all program participants and staff were invited to enjoy the Yankees-Blue Jays game on August 4.

Greater NYC Veteran and Military Family Summit: In late September, Yankee Stadium hosted the Greater NYC Veteran and Military Family Summit. The all-day summit brought together veterans, active-duty service members and their families to connect with key resources, foster community, and offer direct support tailored to meet their specific needs. Attendees had access to personal consultation service from over 30 different resource stations representing a variety of organizations, as well as 40 individuals from the Veterans Benefits Administration’s New York Regional Office, the Veterans Health Administration, Blue Star Families, the Center for Women Veterans and The Pink Berets. Additional workshops and panel discussions covered a variety of topics that deeply affect veterans and their families.

Healthy Home Plate Program: Throughout the summer, the Yankees and Legends Hospitality again teamed up to host the Healthy Home Plate Program at Yankee Stadium. Youngsters from the Little League Raiders and the Melrose Community Center were provided an opportunity to participate in a program focused on the importance of preparing affordable, healthy meals and incorporating these meals into their lifestyle. Kitchens located within Yankee Stadium became classrooms, where Legends Executive Chef Robert Flowers and Executive Sous Chef Nick Karoly engaged youth with hands-on cooking demonstrations. Each participant also received a bag filled with provisions to prepare the demonstrated healthy meals at home after each session. The youth participants were then recognized and welcomed at Yankee Stadium on August 22 to enjoy the Yankees-Guardians game.

Hispanic Heritage Month: The Yankees again proudly celebrated Hispanic Heritage Month (HHM) by recognizing and embracing Hispanic heritage, language, culture and traditions. Highlights included the second annual Hispanic Heritage Media Day, which provided national and international Spanish language media a dedicated forum to hear from and ask questions to Yankees players and senior front office members; a unique ticket offer in which fans could recognize their Latin-American heritage with a Yankees cap emblazoned with their homeland’s flag; and the unveiling of the Roberto Clemente traveling photo exhibition, “3,000” at Macombs Dam Park across the street from Yankee Stadium.

Additionally, the Yankees bestowed their annual Hispanic Heritage Month Community Achievement Awards to individuals and organizations making a profound difference in the lives of our community. Recipients were highlighted on Yankees social media platforms and recognized in a pregame on-field ceremony on September 24, prior to the team’s game vs. Baltimore. This year’s honorees were:

- The National Puerto Rican Day Parade (NPRDP)
- The Grand Slam Little League
- The New York League of Puerto Rican Women (NYLPRW)

YANKEE STADIUM BECOMES COVID-19 VACCINATION SITE IN 2021

From Feb. 5, 2021 through Dec. 22, 2021 — and in association with New York State, New York City, SOMOS Community Care and the New York National Guard — Yankee Stadium served as a mass COVID-19 vaccination site.

The initiative was developed not only to address the Bronx’s substantial positivity rate at the onset of the pandemic (which was the highest of any borough in the city in February 2021) but to also further mandates from the State and City for fairness and social equity in the vaccine distribution process. During its time in operation, 104,109 vaccinations were administered at Yankee Stadium, with most going to Bronx residents.



The very first patient receives the COVID-19 vaccine at Yankee Stadium on Feb. 5, 2021.



Bronx resident Ana Figueroa receives the 100,000th shot administered at Yankee Stadium as GM Brian Cashman and SVP Corporate/Community Relations Brian Smith look on.

Judge's Chambers Recognition Program: Throughout the 2024 regular season, the Yankees continued to recognize individuals who have dedicated their lives to making a difference in the community by providing free tickets in the Judge's Chambers. Guests included personnel in the health, education and social responsibility fields, among others.

Make-A-Wish Foundation, Metro New York and Western New York: Since 1980, the Make-A-Wish Foundation has enriched the lives of children who have been diagnosed with life-threatening medical conditions through its wish-granting work. On an annual basis, the Yankees work in conjunction with the Make-A-Wish Foundation to help grant wishes. In addition, resources dedicated through the New York Yankees Foundation support Make-A-Wish's efforts to lift children's spirits and convey the message that wishes can come true.

NYC Department of Youth and Community Development (DYCD) First Pitch Program: In April, the Yankees hosted the finalists for DYCD's First Pitch campaign. The program offers project-based community engagement opportunities to middle and high school-aged participants from DYCD-funded programs in the Bronx, in which they propose (pitch) innovative social impact campaigns to highlight cultural diversity and bridge/unify communities. The most impactful campaigns were selected and gained the opportunity to work with a social organization in creating murals depicting their themes. "Floating" mural reproductions were printed for four programs across NYC and tell the stories of the work done by these young people. The three winning teams were welcomed and recognized in a pregame ceremony at Yankee Stadium prior to the August 30 Yankees-Cardinals game.

Project Move-In Day: In a partnership with NYC Service, the New York City Housing Authority and the Department of Homeless Services, the Yankees supported Project Move-In Day, which is an annual donation drive to provide college-bound students living in NYC shelters with essential home & dorm supplies as they transition into the next chapter of their lives. On August 5, college-bound seniors received their care packages at Yankee Stadium.

PSAL MVP Scholar-Athlete Awards Ceremony: In association with the Bad Boy Mowers Pinstripe Bowl, the Yankees collaborated with the PSAL to host the MVP Scholar-Athlete Awards ceremony on Dec. 16 at Yankee Stadium. Eleven scholar-athletes from each of the five boroughs of New York City were recognized for their accomplishments in the classroom and for their athletic achievements. In addition, the MVP Scholar-Athletes were invited to Yankee Stadium on December 28 to enjoy the Bad Boy Mowers Pinstripe Bowl, which featured Boston College and Nebraska.

Publicolor Community Paint Project: The Yankees teamed up with Publicolor in mid-August to transform the Teller Avenue Educational Campus in the Bronx. Publicolor engages disconnected youth in their education through a continuum of design-based programs and academic support. The objective of this team project was to create a beautiful, warm, welcoming and student-centric environment. Yankees employees volunteered their time to paint the facility alongside area youth. Since 2013, 12 different spaces in the Bronx have been enlivened with color through this partnership.

Senior Luncheon Event: In late April, the Yankees partnered with NYC Councilwoman Althea Stevens to host a senior luncheon at Yankee Stadium to celebrate and acknowledge the community contributions of local seniors. The event was created to bridge the intergenerational gap in our neighborhoods.

Summer Night Lights: In conjunction with Major League Baseball's PLAY BALL initiative, the Yankees continued their Summer Night Lights program alongside the New York City Police Department's (NYPD) Blue Chips Program, NYC Parks, the New York City Department of Youth & Community Development (DYCD) and SCAN-Harbor.

On Tuesday and Wednesday evenings in July and August, approximately 300 young people from the Bronx between the ages of 12 and 18 had the opportunity to take part in tournament-style, co-ed baseball and softball games at Elston Gene Howard Field, which is located on the site of the original

Yankee Stadium. The nighttime schedule was chosen to supplement the limited number of organized evening activities available to young people during the summer. For the first time in program history, the baseball and softball championship games were hosted at Yankee Stadium on August 28.


The initiative is a collective effort to encourage youth to engage in baseball-related activities that demonstrate how the game can serve as a positive outlet for recreation, social responsibility and healthy competition. Additionally, by gathering young individuals from all areas of the Bronx, artificial and territorial boundaries are shattered in a way meant to bring communities together.



In 2024, the Yankees continued their Summer Night Lights program, in which more than 300 Bronx children played baseball and softball every Tuesday and Wednesday night throughout the summer, providing much needed organized weeknight activities to their calendars.

Yankee Stadium Sensory Room: In early October, the Yankees held a ribbon-cutting ceremony for Yankee Stadium's new Sensory Room, which made its debut to guests during ALDS Game 1. The space, located behind Sect. 320, was designed with significant input from community partners and families who utilize these types of spaces. The construction and design of the room was led by Executive Director of Stadium Operations Carol Laurenzano and her staff, who received guidance from two local groups: One World Middle School in the Bronx (which offers a NEST program for students with Autism Spectrum Disorder) and R.A.I.N., which is a service agency offering a myriad of services for seniors and people with disabilities. Representatives from both groups along with former NYC Schools Chancellor Dr. Meisha Porter took part in the ribbon cutting.

Additionally on the morning of World Series Game 3, Major League Baseball and the Yankees co-hosted a 2024 World Series Legacy event. Each year at the World Series, MLB strives to leave something behind in the home cities of the participants, and it works with each team to find an initiative or program near and dear to the club to support. The New York recipient of MLB's \$25,000 grant and a \$25,000 matching donation from the New York Yankees Foundation was One World Middle School. The money will be used for constructing a sensory-safe room at the school to serve all students, including those who are neurodivergent. Leftover funds will be used to enhance and expand programming at the school.



Prior to Game 1 of the 2024 ALDS, the Yankees opened their newly renovated Sensory Room, which was designed in conjunction with community partners and families who would use the space.

Yankees STEM Scholars Program: The Yankees partnered with the STEM Educational Institute, Inc. to provide underrepresented NYC high school students with the technological skills needed to enter today's workforce and build generational wealth. The curriculum — which kicked off in July at Yankee Stadium — provided a one-week program that served as a career bridge for students to enter STEM fields and college majors. Topics included STEM & coding skills, wealth building, future goals, mental health and financial stability. After completing the summer program, students continued to learn and earn income through off-site monthly meetings that put each participant on the path for certification as a Data Analyst or Data Scientist.

Yankees-Stonewall Scholars Initiative: Launched at the beginning of the 2018-19 academic year, the Yankees-Stonewall Scholars Initiative celebrates the achievements of NYC Public School graduating seniors who have demonstrated academic achievement, commitment to equality and impactful support for the LGBTQ community. The initiative has provided \$300,000 worth of college scholarships over the last six years, which includes five separate \$10,000 scholarships that are presented to one student from each of New York's five boroughs each year. On June 18, the 2024 Yankees-Stonewall Scholars were recognized in a celebratory on-field pregame ceremony.

HOLIDAY CHEER

Annual Holiday Food Drive: The Yankees partnered with members of the Bronx Clergy to host the annual Holiday Food Drive on Dec. 4 at Yankee Stadium. Over 60,000 lbs. of food was collected and distributed to families in need throughout the Bronx. In addition, 4,000 \$25 food vouchers were allocated to Bronx residents for redemption at local C-Town or Bravo Supermarkets to assist holiday meal expenses.

The Yankees also hosted a virtual Holiday Food Drive that generated over \$34,000 towards the purchase of food to be dispersed. For every \$40 donated online, fans received an offer code for two tickets to select Yankees 2025 regular season home games and an entry to win a Yankees prize basket that included Yankees apparel and a Gerrit Cole signed baseball.

Holiday Concerts in Tampa: The Yankees and the Steinbrenner family held the 34th Annual Children's Holiday Concert Series with three events in the Tampa area from Dec. 4-6. Originally created by George M. Steinbrenner III to spread holiday cheer to at-risk and underprivileged children in the community, the event offers an opportunity to watch a classical concert in a Broadway-style theater. More than 5,000 3rd, 4th and 5th graders from Hillsborough and Pinellas counties attended this year's free, private performances.



The Yankees' annual Holiday Concerts expose young Tampa area children to the fine arts.

Thanksgiving Feast: On Nov. 22, the Yankees, Legends Hospitality and SCAN-Harbor collaborated to host a traditional Thanksgiving feast for local residents at the Rev. T. Wendell Foster Rec. Center, adjacent to Yankee Stadium. Several hundred local residents enjoyed a festive holiday meal.

Thanksgiving Food Voucher Giveaway: On Nov. 25, the Yankees and Krasdale Foods again teamed up to hold a Thanksgiving Food Voucher Giveaway. Approximately 4,000 \$25 food vouchers were distributed to Bronx residents in an effort to assist local families in preparing their Thanksgiving meals. The vouchers were redeemable at participating Bronx-based C-Town and Bravo supermarkets.

Winter Wonderland: Yankee Stadium transformed into the North Pole on Dec. 13, when the Yankees hosted Winter Wonderland in conjunction with Walmart, Legends Hospitality, American Foliage and Nike. Several thousand local young people were treated to a holiday extravaganza in Yankee Stadium's Great Hall, complete with holiday decorations, festive music, food and drink, and caroling by the Renaissance Youth Center Choir. Each child in attendance also went home with a holiday gift of their choosing. In total, approximately 9,000 toys were distributed to area youth during December.

Yankees Community Partners

1199 SU
161 St. Merchants Assoc.
Actors Fund
A.C.E. Mentoring Program
AHRC NYC Foundation
Alliance for Lupus Research
ALS Association of Greater N.Y.
Alzheimer's Association
American Cancer Society
American Diabetes Association
American Red Cross
Armory Foundation
Autism Speaks
Board of Elections
Breakthrough New York
Broadway Show League
Bronx Chambers of Commerce
Bronx Children's Museum
Bronx Colts Youth Football
Bronx Community Boards
Bronx Community Foundation
Bronx District Attorney's Office
Bronx Museum of the Arts
Bronx YMCA
BronxWorks
BuildOn
Catholic Charities - Archdiocese of N.Y.
Cerebral Palsy Foundation
Christopher Ricardo Cystic Fibrosis Foundation
Church Alive Community Church
Citymeals-on-Wheels
Covenant House
CUNY
Dominican Day Parade
DREAM
Ed Randall's Fans for the Cure
El Museo del Barrio

FDNY Foundation
Food Bank for NYC
Get in the Game Youth Registration
Girls Inc.
Girl Scouts Council of Greater N.Y.
Greater N.Y. Councils, Boy Scouts of America
Highbridge Voices
Hispanic Federation
Hostos Community College
Immaculate Conception School
International Baseball Little League
Joe Torre Safe at Home Foundation
Junior Achievement of N.Y.
Kipp New York
Kips Bay Boys & Girls Club
Krasdale
Lauren's Kids Foundation
Learning Through an Expanded Arts Program
Leukemia & Lymphoma Society
Literacy, Inc.
Little League Raiders Baseball
Madison Sq. Boys & Girls Club
Make-A-Wish Foundation
March of Dimes N.Y. Division
Mercy Center
Mid-Bronx Senior Citizen Council
MindBuilders
Montefiore Medical Center
Morris High School Robotics
Multiple Sclerosis Assoc. of America
Museum of the City of New York
National Puerto Rican Day Parade
New Settlement
New York Blood Center
New York City
NYC Dept. of Education

NYC Dept. of Small Business Services
NYC Dept. of Youth & Community Development
NYC Health + Hospitals
NYC Hispanic Chamber of Commerce
NYC Police Foundation
New York League of Puerto Rican Women, Inc.
New York National Guard
New York Police Department
NYPD Blue Chips Program
New York POPS
New York Public Library
New York Road Runners
N.Y. Society for the Prevention of Cruelty to Children
New York State
New York Urban League
Nike
Parkinson's Disease Foundation
Part of the Solution (POTS)
Pitch In For Baseball
PitCCH In Foundation
Police Athletic League
Positive Coaching Alliance
Pride Live
Pro. Baseball Scouts Foundation
Project Sunshine
Public Schools Athletic League
Pulcolor
Pull Up Neighbor
Quality Services for the Autism Community (QSAC)
Renaissance Youth Center
Ride for Life
Right to Play
Rising Ground
Rock and Wrap It Up!

Ronald McDonald House N.Y.
Safe Horizon
Salvation Army of Greater N.Y.
SCAN New York
Silver Shield Foundation
SOMOS Community Care
Somos El Futuro
South Bronx Physical Fitness
South Bronx United
Spanish Broadcasting Systems
Special Olympics New York
St. Francis Food Pantries & Shelters
Stamford Hospital Foundation
Stonewall Inn
Sussman Family Fund
T-Mobile
Taylor Hooton Foundation
The Players Alliance
Thurgood Marshall Junior Mock Trial Program
TM Baseball Academy
Tourette Assoc. of America
Umps Care Charities
United Negro College Fund
U.S. Olympic Committee
United War Veterans Council
Univision Communications Inc.
USO of Metropolitan N.Y.
Vet Tix
Walmart
Wheelchair Sports Federation
Whyhunger
Women in Sports and Events
Women's Housing & Economic Development Corp. (WHEDCo)
Women's Sports Foundation
Yogi Berra Museum & Learning Center



HANDLES EVERY CURVE THE ROAD THROWS AT YOU.



The BMW M5 can turn any drive into the drive of your life. With the M Hybrid V8 engine, eight cylinders dedicate themselves to fueling every adrenaline rush, while the reserve of electric power keeps you topped up for day-to-day adventures. When it's time for real thrills, the optional, iconic M Boost Control delivers breathtaking acceleration—literally. And after four decades of thrills, the M5 is still pushing the limits with a maximum system output of 717 hp and a peak system torque of 738 lb-ft.

Contact a Client Advisor at Orange County BMW to learn more about the BMW M5.

Orange County BMW

101 Maher Lane
Harriman, NY 10926
845.782.4BMW
ocbmw.com

Where luxury costs less.



LET NJ TRANSIT *TAKE YOU OUT TO THE* BALLGAME!

By Train: Take NJ TRANSIT to Penn Station New York. Then walk two blocks to Sixth Avenue and take the Subway D train to 161st Street/Yankee Stadium station. Or take the Subway 2 train to 149th Street/Grand Concourse and change to the Subway 4 train to 161st Street/Yankee Stadium station.

By Bus: Take NJ TRANSIT to Port Authority Bus Terminal. Then walk two blocks to Sixth Avenue and take the Subway D train to 161st Street/Yankee Stadium station. Or take the Shuttle to Grand Central/42nd Street and change to the Subway 4 train to 161st Street/Yankee Stadium station.



njtransit.com/baseball

NJ
TRANSIT



2025 Yankees

Aaron Judge was the unanimous winner of the 2024 AL MVP Award, marking his second career MVP Award (also 2022). His award was earned with one of the best offensive seasons in MLB history as the Yankees captain led the Majors in home runs (58), RBI (144), OBP (.458), SLG (.701), OPS (1.159), walks (133), times on base (322), game-winning RBI (24), go-ahead RBI (32) and WAR among position players (11.2, FanGraphs). He also ranked second in total bases (392, first in AL) and extra-base hits (95, first in AL), third in BA (.322, third in AL), fourth in runs scored (122, third in AL) and multi-hit games (55, second in AL), and eighth in hits (180, fifth in AL).

AARON BOONE • Manager

17

FULL NAME: Aaron John Boone
BIRTHDATE: 3/9/73 • **OPENING DAY AGE:** 52
BIRTHPLACE: La Mesa, Calif.
RESIDES: Greenwich, Conn.
COLLEGE: University of Southern California



STATUS

- Was re-signed by the Yankees on October 19, 2021, to a three-year contract through the 2024 season with a club option for 2025...the Yankees exercised his 2025 club option on November 8, 2024...was signed to a two-year contract extension through the 2027 season on February 20, 2025...was named the 33rd Manager in club history on December 4, 2017.

AT THE HELM IN 2024

- Guided the Yankees to their 41st American League pennant and their first World Series appearance since 2009...marked the Yankees' sixth postseason appearance under his helm.
- During the regular season, led the Yankees to their 21st AL East division title (since the Divisional Era began in 1969) and their third during his tenure (also 2019 and '22), posting an American League-best 94-68 (.580) record.
- Earned his 557th career managerial win on 6/11 at Kansas City, surpassing Billy Martin (556-385) for seventh place on the Yankees' all-time list.
- Managed his 1,000th game with the Yankees on 8/24 vs. Colorado.
- Earned his 600th career managerial win on 9/21 at Oakland, becoming the seventh Manager in Yankees history to accomplish the feat, joining Joe McCarthy (1,460-867-21), Joe Torre (1,173-767-2), Casey Stengel (1,149-696-6), Miller Huggins (1,067-719-10), Ralph Houk (944-806-7) and Joe Girardi (910-710).

MANAGERIAL/COACHING CAREER

- His 603 career managerial wins rank seventh on the Yankees' all-time list, trailing only Joe McCarthy (1,460-867-21), Joe Torre (1,173-767-2), Casey Stengel (1,149-696-6), Miller Huggins (1,067-719-10), Ralph Houk (944-806-7) and Joe Girardi (910-710)...surpassed Billy Martin (556) for sole possession of seventh place on the all-time managerial wins list on 6/11/24 at Kansas City.
- His 22 career managerial wins in the postseason are the fifth-most in franchise history, trailing only Joe Torre (76), Casey Stengel (37), Joe McCarthy (29) and Joe Girardi (28).

BOONE'S CAREER MANAGERIAL RECORD						
YEAR	CLUB	W	L	PCT.	FINISH	
2018**	YANKEES	100	62	.617	Second (PS)	
2019	YANKEES	103	59	.636	First (PS)	
2020**	YANKEES	33	27	.550	Second (PS)	
2021**	YANKEES	92	70	.568	T-Second (PS)	
2022	YANKEES	99	63	.611	First (PS)	
2023	YANKEES	82	80	.506	Fourth	
2024	YANKEES	94	68	.580	First (PS)	
TOTALS		W/ NYY	603	429	.584	
**Wild Card / PS - Postseason / T-Tie						

- Is one of two Managers in Major League history to reach the postseason in six of his first seven seasons as Manager (credit: *Elias* - min. two games as Manager per season), joining Dave Roberts (first nine seasons with the Dodgers)... is the third manager to make the playoffs in six of his first seven seasons with the Yankees, joining Casey Stengel (also first six of first seven) and Joe Torre (each of first 12).
- Since 2018, the Yankees are one of five Major League teams and one of two American League teams to make the postseason in at least five of the last six seasons (also Atlanta, Houston, Los Angeles-NL and Milwaukee)... has led the Yankees to three division titles (2019, '22 and '24)...during that span, are one of three teams to make the LCS three times (also Houston-six and Los Angeles-NL-four).
- Has posted a 603-429 (.584) record over his seven seasons as Manager, the second-best record in the American League and fourth-best record in the Majors, trailing only the Los Angeles Dodgers (656-377, .635), Houston Astros (618-413, .599) and Atlanta Braves (604-427, .586)...the Yankees are one of three teams to post a winning record in each of the last seven seasons (also Dodgers and Braves).
- Excluding the abbreviated 60-game 2020 season, the Yankees have averaged 95 wins per year during Boone's tenure...the Yankees have recorded at least 90 wins five times under Boone (2018, '19, '21, '22 and '24) and are one of only three teams to do so in that span, joining the Dodgers (six) and Astros (five).
- Earned his 600th career managerial win on 9/21/24 at Oakland, becoming the seventh Manager in Yankees history to accomplish the feat, joining Joe McCarthy (1,460-867-21), Joe Torre (1,173-767-2), Casey Stengel (1,149-696-6), Miller Huggins (1,067-719-10), Ralph Houk (944-806-7) and Joe Girardi (910-710)...recorded his 500th career managerial win in Game 2 on 9/12/23 at Boston.
- Was the first Manager in Baseball history to guide his team to at least 100 wins in each of his first two seasons as skipper (2018-19)...his 203 managerial wins from 2018-19 trailed only Ralph Houk (205 wins with the Yankees from 1961-62) for most by any Manager over his first two seasons at the helm.
- Placed second in AL "Manager of the Year" voting in 2019 (received 13 first place votes, nine second place votes and four third place votes) after guiding the Yankees to a 103-59 record, the club's best mark since 2009 (also 103-59) and their Major League-record 21st 100-win season in franchise history...only two other franchises have 10 such seasons in the Modern Era since 1900 (also Brooklyn/Los Angeles Dodgers and Philadelphia/Kansas City/Oakland Athletics-10)...after going 100-62 in 2018, had back-to-back 100-win seasons for the second time since 1979 (also 2002-04)...the Yankees are one of four teams with consecutive 100-win seasons since 2010, joining the Los Angeles Dodgers (2021-23), Houston Astros (2017-19) and Atlanta Braves (2022-23)...Yankees batters set a franchise record with 306HR, 1HR shy of the Major League mark (the 2019 Minnesota Twins and 2023 Atlanta Braves each hit 307HR).



- ▶ The Yankees' 22 postseason wins since 2018 are also the second-most in the AL and fourth-most in the Majors.
- ▶ Made his managerial debut in 2018...placed fifth in AL "Manager of the Year" balloting, receiving two third-place votes...guided the Yankees to a 100-62 record, the club's best record since 2009 (103-59) and the 20th 100-win season in franchise history...became the sixth Manager in Baseball history to lead his team to at least 100 wins in his rookie season, joining Ralph Houk (1961 Yankees, 109-53), Alex Cora (2018 Red Sox, 108-54), Dusty Baker (1993 Giants, 103-59), Sparky Anderson (1970 Reds, 102-60) and Mickey Cochrane (1934 Tigers, 101-53).
- ▶ Became the fourth Yankee Manager to lead the team to a postseason berth in his rookie managerial season, joining Ralph Houk in 1961 (won World Series), Yogi Berra in 1964 (lost World Series) and Dick Howser in 1980 (lost ALCS).
- ▶ In 2019, the Yankees batters set a franchise record in home runs (306)...in 2018, Yankees pitchers set franchise records for total strikeouts (1,634) and strikeouts by relievers (753).
- ▶ Made his managerial debut in 3/29/18 win at Toronto, becoming the 11th Manager to win his Yankees managerial debut on *Opening Day* and the 18th to win his Yankees managerial debut *at any point during the season*...was the fourth consecutive Manager to win his Yankees managerial debut (Joe Girardi in 2008 vs. Toronto, Joe Torre in 1996 at Cleveland and Buck Showalter in 1992 vs. Boston).
- ▶ Won his first home game as a Manager on 4/3/18 vs. Tampa Bay, becoming the sixth straight Yankees Manager to win his home Yankees managerial debut (also Girardi-2008, Torre-1996, Showalter-1992, Merrill-1990 and Dent-1989).
- ▶ With his father, Bob, became the fourth father-son duo to both serve as Major League Managers, joining Connie and Earle Mack, George and Dick Sisler and Bob and Joel Skinner...were joined by Buddy and David Bell in 2019 and Luis Rojas and his father, Felipe Alou, in 2020...Bob Boone spent parts of six seasons as a Major League skipper, leading the Kansas City Royals from 1995-97, then guiding the Reds from 2001-03, a stint during which he managed Aaron.
- ▶ Is the 18th Yankees Manager to have also played for the club...is one of 10 active Managers (as of February 2, 2025) to have played for the franchise he currently manages, joining Kevin Cash (Tampa Bay), Alex Cora (Boston), Terry Francona (Cincinnati), A.J. Hinch (Detroit), Mark Kotsay (Athletics), Dave Martinez (Washington/Montreal), Bob Melvin (San Francisco), Dave Roberts (Los Angeles-NL) and Dan Wilson (Seattle).

PLAYING CAREER

- ▶ Is part of the first family in Baseball history to produce three generations of Major League players...his father, Bob, played 19 seasons from 1972-90, and his grandfather, Ray, had a 13-year playing career from 1948-60...his older brother, Bret, played 14 seasons (1992-2005), including two with Aaron in Cincinnati from 1997-98...all four reached 1,000H at the Major League level.
- ▶ He (126) and brother, Bret (252) are one of 10 sets of brothers to each hit at least 100HR, joining Roberto and Sandy Alomar Jr., Ken and Cleto Boyer, Joe and Vince DiMaggio, Stephen and J.D. Drew, Bob and Irish Meusel, Yadier and Bengie Molina, Melvin Jr. and Justin Upton, Delmon and Dmitri Young, and Corey and Kyle Seager (credit: *Elias*).
- ▶ The 2003 NL All-Star hit .263 (1,017-for-3,871) with 519R, 216 doubles, 126HR, 555RBI and 107SB in 1,152 games over 12 Major League seasons as an infielder with the Cincinnati Reds (1997-2003), Yankees (2003), Cleveland Indians (2005-06), Florida Marlins (2007), Washington Nationals (2008) and Houston Astros (2009).
- ▶ Made his Major League debut with Cincinnati on 6/20/97 to replace his brother, Bret, who was optioned in what is believed to be the first transaction involving brothers...made his Major League debut that night at St. Louis, going 1-for-3 with 1RBI and 1SB...collected his first hit and RBI in his third plate appearance with an infield single off Matt Morris in the sixth inning...was ejected from the game by HP umpire Gary Darling for throwing his helmet (was just the fourth player in Baseball history to be ejected in his Major League debut).
- ▶ Made his first Opening Day roster with the Reds in 1998...hit his first career HR on 8/26 vs. the Cubs (Kerry Wood).
- ▶ Had arthroscopic surgery to clean out his left knee on 12/8/99, which was performed by Dr. Timothy Kremchek...underwent reconstructive surgery to repair a torn anterior cruciate ligament in his left knee on 8/8/00...the surgery was performed by Kremchek and Dr. James Andrews...suffered the injury on 7/5/00 at St. Louis.
- ▶ Played 103 games with the Reds in 2001, despite being placed on the D.L. with broken bones suffered after being hit by pitches: 5/15-6/14 with a broken hamate bone in his right hand (suffered on 5/14 vs. Houston when he was hit by a Wade Miller pitch and had surgery the next day to remove the bone, performed by hand specialist Dr. Greg Sommerkamp and Dr. Timothy Kremchek), 8/15-31 with a broken right wrist (suffered on 8/14 at St. Louis when he was hit by a pitch by Matt Morris) and 9/24-the end of the season with a broken left thumb (suffered on 9/23 at Milwaukee when hit by a Jamey Wright pitch and had surgery to insert a pin and a wire into the thumb, also performed by Sommerkamp and Kremchek, on 9/27).
- ▶ Hit a career-high 26HR with the Reds in 2002...homered three times on 8/9/02 vs. San Diego, including two in the first inning off Padres starter Brett Tomko...later homered off Tomko in the fourth inning...hit the last of 4,652HR at Cincinnati's Riverfront Stadium/Cinergy Field on 9/22/02 off Philadelphia's Dan Plesac.
- ▶ Helped the Yankees clinch the American League pennant in 2003, hitting a series-ending, "walk-off" home run off Boston's Tim Wakefield in the bottom of the 11th inning of Game 7 in the ALCS...in 54 regular season games with the Yankees—all in 2003—hit .254 (48-for-189) with 31R, 13 doubles, 6HR and 31RBI...was acquired by the Yankees from Cincinnati in exchange for LHP Brandon Claussen, LHP Charlie Manning and cash considerations on 7/31/03...overall, set career highs with 158H, 92R and 96RBI over 160G with the Reds and Yankees in 2003.
- ▶ Missed the entire 2004 season after having two surgeries on his left knee...prior to the season, had surgery on the knee after tearing the anterior cruciate ligament playing in a pick-up basketball game in January in Newport Beach, Calif...the surgery was performed by Dr. Lewis Yocum in Anaheim, Calif., on 2/16...at the time of the injury, was on the Yankees' 40-man roster, but was released on 3/1.
- ▶ Signed a Major League contract with Cleveland as a free agent on 6/26/04...joined Cleveland in July and began experiencing pain and swelling in the surgically repaired knee...underwent a second procedure on 8/20/04 to remove loose bodies and promote cartilage growth in the left knee joint.
- ▶ Reached the 1,000H and 500R plateau for his career in 2008 with Washington.
- ▶ On 3/26/09, underwent open-heart surgery to replace his bicuspid aortic valve, then returned to play for Houston in September 2009...is believed to be the first player to appear in a Major League game following open-heart surgery...played his final Major League game on 10/4/09 at the Mets.

CAREER HIGHLIGHTS

NL All-Star Team
▶ 2003



- ▶ Was selected by the Cincinnati Reds in the third round of the 1994 First-Year Player Draft...was selected by the California Angels in the 43rd round of the 1991 First-Year Player Draft, but did not sign.
- ▶ Appeared in 580 minor league games, batting .271 (585-for-2,158) with 346R, 133 doubles, 67HR and 325RBI...was a Pioneer League All-Star in 1994, a Carolina League All-Star in 1995 and a Southern League All-Star in 1996.

PERSONAL/MISCELLANEOUS

- ▶ Is an active supporter of Chances for Children, a 501(c)(3) nonprofit organization providing hope for children and communities in Haiti...through the generosity of private funding, C4C works in 14 communities throughout Haiti, empowering families with programs that strengthen communities through church renovation, pastor/church leader training, feeding programs, medical clinics, education assistance, economic programs for women, and an orphanage for orphaned/abandoned children...provided the opening remarks at the organization's 7th Annual Night of Hope charity dinner and adoption benefit in November 2018...his wife serves as a Board Member and Night of Hope Committee Member...the Boones adopted two brothers from Haiti in 2014.
- ▶ During the past four offseasons (2021-24), has volunteered at the monthly pop-up food distributions at Yankee Stadium...additionally, co-captained Team Bronx for the Food Bank for New York City's Five-Borough Challenge in both 2020 and 2021...the campaign worked to raise \$20,000 and help complete the Food Bank's overall goal of providing 20 million meals to New Yorkers most in need by the end of the year.
- ▶ Was named a recipient of the Thurman Munson Award in February 2019.
- ▶ Graduated from Villa Park (Calif.) High School in 1991, where he played baseball, basketball and football.
- ▶ Played three seasons at the University of Southern California from 1992-94, hitting .302 with 11HR and 94RBI.
- ▶ Following his retirement as a player, spent eight years as a broadcaster for ESPN, appearing as a studio analyst on *Baseball Tonight* from 2010-14 before serving as a color analyst on game broadcasts in 2015 and on *Sunday Night Baseball* telecasts for the 2016-17 seasons.
- ▶ Was named the 2005 recipient of the Gibbons/Olin "Good Guy Award" presented by the Cleveland Chapter of the BBWAA to a player who best exhibits a professional and courteous manner with the media.

Boone's Major League Playing Career

Year	Club	AVG	G	AB	R	H	2B	3B	HR	RBI	SH	SF	HP	BB	SO	SB	CS	E	OBP	SLG
1997	CINCINNATI	.245	16	49	5	12	1	0	0	5	1	0	0	2	5	1	0	3	.275	.265
1998	CINCINNATI	.282	58	181	24	51	13	2	2	28	3	2	5	15	36	6	1	8	.350	.409
1999	CINCINNATI	.280	139	472	56	132	26	5	14	72	5	5	8	30	79	17	6	15	.330	.445
2000	CINCINNATI - a	.285	84	291	44	83	18	0	12	43	2	4	10	24	52	6	1	8	.356	.471
2001	CINCINNATI - b, c, d	.294	103	381	54	112	26	2	14	62	3	6	8	29	71	6	3	19	.351	.483
2002	CINCINNATI	.241	162	606	83	146	38	2	26	87	9	4	10	56	111	32	8	22	.314	.439
2003	CINCINNATI	.273	106	403	61	110	19	3	18	65	3	0	5	35	74	15	3	17	.339	.469
	YANKEES - e	.254	54	189	31	48	13	0	6	31	3	2	3	11	30	8	0	6	.302	.418
2004						Did Not Play - Injured - f, g														
2005	CLEVELAND	.243	143	511	61	124	19	1	16	60	6	4	9	35	92	9	3	18	.299	.378
2006	CLEVELAND	.251	104	354	50	89	19	1	7	46	4	1	6	27	62	5	4	16	.314	.370
2007	FLORIDA - h, i	.286	69	189	27	54	11	0	5	28	1	4	13	21	41	2	0	5	.388	.423
2008	WASHINGTON - j, k	.241	104	232	23	56	13	1	6	28	1	2	2	18	52	0	1	2	.299	.384
2009	HOUSTON - l	.000	10	13	0	0	0	0	0	0	0	0	1	0	2	0	0	0	.071	.000
Minor League Totals		.271	580	2158	346	585	133	19	67	325	9	26	29	199	362	71	31	--	.337	.443
AL Totals		.248	301	1054	142	261	51	2	29	137	11	9	18	73	184	22	7	40	.305	.382
NL Totals		.268	851	2817	377	756	165	15	97	418	28	27	62	230	523	85	23	99	.334	.441
Major League Totals		.263	1152	3871	519	1017	216	17	126	555	39	36	80	303	707	107	30	139	.326	.425

Selected by the California Angels in the 43rd round of the 1991 First-Year Player Draft, but did not sign.

Selected by the Cincinnati Reds in the third round of the 1994 First-Year Player Draft.

- a - Placed on the 15-day disabled list on July 12, 2000 and transferred to the 60-day disabled list from September 5-October 4, 2000, with a torn left ACL.
- b - Placed on the 15-day disabled list from May 15-June 15, 2001 with a broken right hand.
- c - Placed on the 15-day disabled list from August 15-September 1, 2001 with a fractured right wrist.
- d - Placed on the 15-day disabled list from September 24-October 11, 2001 with a fractured left thumb.
- e - Acquired by the Yankees from the Cincinnati Reds in exchange for LHP Brandon Clausen, LHP Charlie Manning and cash considerations on July 31, 2003.
- f - Signed by the Cleveland Indians as a free agent on June 26, 2004.
- g - Placed on the 60-day disabled list from June 26-November 15, 2004 with a torn left ACL.
- h - Signed by the Florida Marlins as a free agent on January 4, 2007.
- i - Placed on the 15-day disabled list on June 25, 2007 and transferred to the 60-day disabled list from September 12-October 30, 2007, recovering from left knee surgery.
- j - Signed by the Washington Nationals as a free agent on December 10, 2007.
- k - Placed on the 15-day disabled list from July 7-August 14, 2008 with a strained left calf.
- l - Signed by the Houston Astros as a free agent on December 19, 2008.

Boone's Postseason Record

Year	Club/Opponent	AVG	G	AB	R	H	2B	3B	HR	RBI	BB	SO	SB
2003	NY Yankees vs. MIN (ALDS)	.200	4	15	1	3	1	0	0	0	0	3	1
	NY Yankees vs. BOS (ALCS)	.176	7	17	2	3	0	0	1	2	1	6	1
	NY Yankees vs. FLA (WS)	.143	6	21	1	3	0	0	1	2	0	6	0
POSTSEASON TOTALS		.170	17	53	4	9	1	0	2	4	1	15	2

Boone's All-Star Game Record

Year	Club, Site	AVG	G	AB	R	H	2B	3B	HR	RBI	BB	SO	SB
2003	CIN, Chicago-AL	.000	1	1	0	0	0	0	0	0	0	0	0

Boone's Career Managerial Ejections

2024: 6 (4/10 vs. MIA, 4/22 vs. OAK, 5/29 at LAA, 6/22 vs. ATL, 7/21 vs. TB, 8/4 vs. TOR).

CAREER: 39 total (four times in 2018, five times in 2019, twice in 2020, six times in 2021, nine in 2022, seven in 2023, six in 2024).



MARGARITAVILLE
at Sea




SET SAIL WITH MARGARITAVILLE AT SEA

THE ULTIMATE AWARD-WINNING CRUISE
LINE FOR FANS WHO KNOW HOW TO
HIT A HOME RUN IN RELAXATION!

Escape to bucket-list destinations in The Bahamas,
Mexico and the Caribbean from Palm Beach or Tampa Bay.

Climb aboard your ticket to paradise!




[MARGARITAVILLEATSEA.COM](https://www.margaritavilleatsea.com)

BRAD AUSMUS • Bench Coach

68

FULL NAME: Bradley David Ausmus
BIRTHDATE: 4/14/69 • **OPENING DAY AGE:** 55
BIRTHPLACE: New Haven, Conn.
RESIDES: Del Mar, Calif.
COLLEGE: Dartmouth College



COACHING CAREER

- ▶ Enters his second season as Yankees' Bench Coach...will mark his 35th season in professional baseball and his 12th as a Manager, Coach or front office executive.
- ▶ Prior to joining the Yankees, served as the Oakland Athletics' Bench Coach during the 2022 season.
- ▶ Managed the Los Angeles Angels in 2019 (72-90) and was a Special Assistant to Angels General Manager Billy Eppler during the 2018 season.
- ▶ From 2014-17, managed the Detroit Tigers, guiding the club to a 314-332 (.486) record, which was highlighted by a 90-72 record and a postseason berth in his first season at the helm...was the 11th Manager in Tigers history to win at least 300 games.
- ▶ Immediately following his playing career, spent three seasons (2011-13) with the San Diego Padres as a Special Assistant in Baseball Operations.
- ▶ Also managed Team Israel in the 2013 World Baseball Classic and was their Bench Coach in the 2023 edition of the tournament.

PLAYING CAREER

- ▶ Widely regarded as a premier defensive catcher, batted .251 (1,579-for-6,279) with 718R, 270 doubles, 34 triples, 80HR, 607RBI, 634BB, 102SB and a .325 on-base percentage over 18 Major League seasons with San Diego (1993-96), Detroit (1996, 1999-2000), Houston (1997-98, 2001-08) and Los Angeles-NL (2009-10).
- ▶ Won three Gold Glove Awards (2001-02, '06) and ranks fourth in Major League history in putouts by a catcher (12,839) and eighth in games played as a catcher (1,938)...additionally, among Astros catchers, he is their franchise leader in games played (1,243), hits (967), runs scored (410), runs batted in (385), walks (393), doubles (162) and triples (19).
- ▶ With Detroit in 1999, he was selected to the AL All-Star team, setting career single-season highs in home runs (9), runs batted in (54), on-base percentage (.365) and slugging percentage (.415).
- ▶ Was selected by the Yankees in the 48th round of the 1987 First-Year Player Draft...played five seasons in the Yankees' minor league system (1988-92), topping out at Triple-A Columbus in his final season with the organization before being selected by the Colorado Rockies in the 1992 Expansion Draft...after playing the first half of the 1993 season at Triple-A Colorado Springs, he was traded to San Diego on 7/26 and began his Major League career two days later.

PERSONAL

- ▶ Graduated from Cheshire High School...attended Dartmouth College but did not play baseball there, instead playing in the Yankees' minor league system while working towards his degree, which he received in 1991.

Ausmus' Major League Career Playing Record

Year	Club	AVG	G	AB	R	H	2B	3B	HR	RBI	BB	SO	SB
1993	SAN DIEGO	.256	49	160	18	41	8	1	5	12	6	28	2
1994	SAN DIEGO	.251	101	327	45	82	12	1	7	24	30	63	5
1995	SAN DIEGO	.293	103	328	44	96	16	4	5	34	31	56	16
1996	SAN DIEGO	.181	50	149	16	27	4	0	1	13	13	27	1
	DETROIT	.248	75	226	30	56	12	0	4	22	26	45	3
1997	HOUSTON	.266	130	425	45	113	25	1	4	44	38	78	14
1998	HOUSTON	.269	128	412	62	111	10	4	6	45	53	60	10
1999	DETROIT	.275	127	458	62	126	25	6	9	54	51	71	12
2000	DETROIT	.266	150	523	75	139	25	3	7	51	69	79	11
2001	HOUSTON	.232	128	422	45	98	23	4	5	34	30	64	4
2002	HOUSTON	.257	130	447	57	115	19	3	6	50	38	71	2
2003	HOUSTON	.229	143	450	43	103	12	2	4	47	46	66	5
2004	HOUSTON	.248	129	403	38	100	14	1	5	31	33	56	2
2005	HOUSTON	.258	134	387	35	100	19	0	3	47	51	48	5
2006	HOUSTON	.230	139	439	37	101	16	1	2	39	45	71	3
2007	HOUSTON	.235	117	349	38	82	16	3	3	25	37	74	6
2008	HOUSTON	.218	81	216	15	47	8	0	3	24	25	41	0
2009	LOS ANGELES-NL	.295	36	95	9	28	4	0	1	9	5	21	1
2010	LOS ANGELES-NL	.222	21	63	4	14	2	0	0	2	7	15	0
Major League Totals		.251	1971	6279	718	1579	270	34	80	607	634	1034	102



MATT BLAKE • Pitching Coach

77

FULL NAME: Matthew Blake
BIRTHDATE: 5/14/85 • **OPENING DAY AGE:** 39
BIRTHPLACE: Concord, N.H.
RESIDES: New York, N.Y.
COLLEGE: College of the Holy Cross



COACHING CAREER

- ▶ Begins his sixth season as the team's Pitching Coach in 2025...was named to the role on 11/14/19.
- ▶ Since joining the Major League coaching staff in 2020, Yankees pitchers rank third in the Majors in strikeouts (6,452, first in AL), fourth in opponents' on-base percentage (.301, third in AL), WHIP (1.20, third in AL), K/9.0IP (9.25, first in AL) and opponents' batting average (.230, second in AL), fifth in opponents' slugging percentage (.386, second in AL), ERA (3.74, third in AL) and opponents' OPS (.687, third in AL), seventh in K/BB (3.01, fourth in AL) and eighth in BB/9.0IP (3.07, fifth in AL).
- ▶ Last season, Yankees pitchers ranked fourth among Major League clubs in strikeouts (1,457, third in AL), fifth in opponents' batting average (.233, fourth in AL), sixth in H/9.0IP (7.88, fifth in AL) and K/9.0IP (9.03, third in AL), and seventh in ERA (3.74, fifth in AL)...Yankees pitchers allowed 3R-or-fewer in 83 games in 2024, the third-most such games in the Majors, trailing only Atlanta (93) and Seattle (85)...the Yankees' 14 shutouts were the second-most in the AL and tied for the fourth-most in the Majors, trailing only Atlanta (17), San Diego (16) and Seattle (15).
- ▶ In 2023, Yankees pitchers ranked second in the American League and third in the Majors in opponents' batting average (.234)...Yankees pitchers also ranked sixth in the Majors in opponents' slugging percentage (.396, fourth in AL), ninth in opponents' on-base percentage (.308, sixth in AL) and opponents' OPS (.703, fifth in AL), and 10th in ERA (3.97, eighth in AL).
- ▶ In 2022, Yankees pitchers posted a 3.30 ERA (1,451.2IP, 532ER), the second-lowest ERA in the American League and the third-lowest in the Majors...it marked the Yankees' second-lowest ERA since 1979, trailing only their 2.90 ERA in 1981...Yankees pitchers also ranked third in the Majors in opponents' batting average (.219) and WHIP (1.12), fifth in K/BB (3.29), sixth in strikeouts (1,459) and seventh in K/9.0IP (9.05)...the Yankees pitching staff also allowed the third-fewest runs in the Majors (567) and the eighth-fewest walks (444)...their 567R were their fewest in a non-shortened season since 1972 (527R)...their 16 shutouts were the team's most in a single season since 1998 (also 16 shutouts).
- ▶ During the 2022 season, Yankees starters posted a 3.51 ERA (894.1IP, 349ER), the fourth-lowest in the Majors and the third-lowest in the AL...was their lowest ERA in the last 42 years, posting a 3.16 ERA in 1981.
- ▶ In 2021, Yankees pitchers posted a 3.74 ERA (1,435.1IP, 596ER), the third-lowest ERA in the American League and the sixth-lowest in the Majors...at the time, it marked the Yankees' third-lowest ERA since 1986, trailing only their 3.72 ERA in 2017 and 3.73 ERA in 2011...Yankees pitchers also ranked fourth in the Majors in strikeouts (1,569) and K/9.0IP (9.84), fifth in K/BB (3.19) and sixth in opponents' batting average (.231) and WHIP (1.21)...their 1,569K were the second-most strikeouts in franchise history, trailing only their 1,634K in 2018.
- ▶ In his debut season in 2020, Yankees starters struck out 315 batters, the fourth-most in the Majors (Cleveland-401, Cincinnati-381 and Philadelphia-329)...their 9.60 K/9.0IP ratio (295.1IP) was sixth-highest.
- ▶ Prior to joining the Yankees, spent four seasons with Cleveland (2016-19)...began his time with Cleveland as the Lower Level Pitching Coordinator in 2016...from 2017-19, he served as the organization's Assistant Director of Player Development before being promoted to Director of Pitching Development...as the Assistant Director of Player Development, he oversaw the formation of pitching strategy for the club, collaborating with coaches, coordinators and front office personnel...he also assisted with leadership of the organization's player development staff and the design and execution of the staff's programs, policies and curricula.
- ▶ In 2019, five young starters he worked with contributed for Cleveland at the Major League level...each member of that group—Mike Clevinger, Shane Bieber, Zach Plesac, Adam Plutko and Aaron Civale—were developed in Cleveland's farm system, including three (Bieber, Plesac and Civale) who spent their entire minor league careers under his instruction after being drafted together in 2016...the five pitchers combined to produce 13.3 WAR (FanGraphs) over 107 games (105 starts) in 2019, anchoring the starting rotation for a 93-win team.
- ▶ Prior to joining Cleveland, spent seven years as the Pitching Coordinator for Cressey Sports Performance in Hudson, Mass., working under current Yankees' Director of Player Health and Performance, Eric Cressey...also coached the Yarmouth-Dennis Red Sox of the Cape Cod League and was the pitching coach at Lincoln-Sudbury High School in Sudbury, Mass. in 2015.
- ▶ Served as an Associate Scout for the Yankees from 2009-15.

PERSONAL

- ▶ Grew up in Concord, N.H....graduated from Concord High School in 2003.
- ▶ Attended the College of the Holy Cross in Worcester, Mass., where he graduated in 2007 with a degree in psychology and philosophy...pitched four seasons and was a co-captain as a senior in 2007.



TRAVIS CHAPMAN • 1B/Infield Coach

75

FULL NAME: Travis Adrian Chapman
BIRTHDATE: 6/5/78 • **OPENING DAY AGE:** 46
BIRTHPLACE: Jacksonville, Fla.
RESIDES: St. Johns, Fla.
COLLEGE: Mississippi State University



COACHING CAREER

- Enters his fourth season on the Yankees' Major League coaching staff, serving as the club's First Base and Infield Coach...also enters his fourth season as the organization's Director of Infield...marks his 13th season in the Yankees organization.
- In 2021, he assumed the role of the Yankees' Minor League Infield Coordinator after spending the 2020 season coaching at the Alternate Site and serving as the Assistant Infield Coordinator...he had been assigned to serve as the Manager for the GCL Yankees in 2020 before the season was canceled due to the COVID-19 pandemic.
- Spent four seasons as a Defensive Coach for Single-A Charleston (2015-16, '19) and Triple-A Scranton/Wilkes-Barre (2018)...in between his stints with Single-A Charleston and Triple-A Scranton/Wilkes-Barre, he managed the DSL Yankees in 2017.
- Made his minor league managerial debut in 2014 with the GCL Yankees 1 after making his professional coaching debut in 2013 as a coach for the GCL Yankees 2.
- Was an Assistant Coach for the 18U USA National team in 2012 that won a gold medal in Seoul, South Korea.

PLAYING CAREER

- Was originally selected by the Philadelphia Phillies in the 17th round of the 2000 First-Year Player Draft out of Mississippi State University and made his Major League debut with the club in 2003.
- Played in 506 combined minor league games over seven seasons with Philadelphia (2000-03), Kansas City (2004), Cincinnati (2005) and Pittsburgh (2006) organizations, hitting .286 (507-for-1,771) with 227R, 117 doubles, 5 triples, 41HR, 286RBI and 185BB.

PERSONAL

- Played four seasons with Mississippi State University (1997-2000), and left as the school's all-time doubles (71) leader.

Chapman's Career Playing Record

Year	Club	AVG	G	AB	R	H	2B	3B	HR	RBI	BB	SO	SB
2000	GCL Phillies	.188	9	32	3	6	3	1	0	5	4	4	0
	Batavia	.316	49	174	23	55	10	2	1	28	12	24	0
2001	Clearwater	.307	96	329	39	101	22	0	4	50	44	39	3
	Reading	.182	7	22	3	4	0	0	1	3	0	5	0
2002	Reading	.301	136	478	64	144	35	1	15	76	54	77	3
2003	Scranton/WB	.272	134	478	62	130	36	0	12	82	44	97	2
	PHILADELPHIA	.000	1	1	0	0	0	0	0	0	0	0	0
2004	AZL Royals	.309	17	55	12	17	2	1	1	8	8	9	1
	Wilmington	.234	27	94	12	22	4	0	5	16	7	24	0
2005	Sarasota	.292	13	48	4	14	1	0	1	6	5	7	0
2006	GCL Pirates	.143	7	21	1	3	1	0	0	5	3	2	0
	Altoona	.275	11	40	4	11	3	0	1	7	4	6	0
Minor League Totals		.286	506	1771	227	507	117	5	41	286	185	294	9
Major League Totals		.000	1	1	0	0	0	0	0	0	0	0	0



PRESTON CLAIBORNE • Asst. Pitching Coach


79

FULL NAME: Preston Michael Claiborne

BIRTHDATE: 1/21/88 • **OPENING DAY AGE:** 37

BIRTHPLACE: Dallas, Tex.

RESIDES: Tampa, Fla.

COLLEGE: Tulane University


COACHING CAREER

- Enters his first season as the Yankees' Assistant Pitching Coach and his fifth as a coach in the Yankees organization.
- Prior to joining the club's Major League staff, spent four seasons as a coach in the minor leagues for the Yankees, serving as a Pitching Coach for Single-A Tampa (2024), High-A Hudson Valley (2023) and the FCL Yankees (2021-22)...was scheduled to serve as the Pitching Coach for the GCL Yankees West in 2020 before the season was canceled due to the COVID-19 pandemic.
- In 2023, High-A Hudson Valley went to the South Atlantic Championship after Renegades pitchers led all full-season minor league clubs that year in opponents' BA (.209) and WHIP (1.21), ranked third in ERA (3.62, first in High-A) and fifth in strikeouts (1,420, first in High-A).
- During the 2022 season, the FCL Yankees won the Florida Complex League Championship after leading all FCL teams in strikeouts (580) and ranking fifth in WHIP (1.33).

PLAYING CAREER

- Was selected by the Yankees in the 17th round of the 2010 First-Year Player Draft out of Tulane University (La.) and spent five seasons in the organization (2010-14).
- He made 62 Major League relief appearances with the Yankees from 2013-14, going 3-2 with a 3.79 ERA (71.1IP, 75H, 32R/30ER, 24BB, 58K, 8HR)...also made one Major League appearance with Texas in 2017...did not walk a batter over his first 19.1IP, the second-longest such streak by any Yankees pitcher to begin his Major League career (John Frill-20.2IP in 1910).
- Spent time in the San Francisco and Cleveland organizations before retiring following the 2018 season.

PERSONAL

- Pitched four seasons (2007-10) at Tulane University (La.).
- Graduated from Newman Smith (Tex.) H.S....earned First-Team All-District 8-5A honors in his final three seasons...as a senior, batted .306 with 4HR and 31RBI while also going 10-3 with a 2.41 ERA and 111K in 92.1IP... was named by *Baseball America* as the 35th-best prospect among high school seniors in 2006.
- Was selected by the Pittsburgh Pirates in the 23rd round of the 2006 First-Year Player Draft, but chose to attend college.

Claiborne's Career Pitching Record

Year	Club	W-L	ERA	G	GS	CG	SHO	SV	IP	H	R	ER	BB	SO
2010	Staten Island	1-2	2.28	19	0	0	0	2	23.2	20	9	6	8	30
	Tampa	0-1	3.68	5	0	0	0	0	7.1	7	3	3	4	6
2011	Tampa	3-7	3.11	38	0	0	0	5	81.0	73	33	28	30	75
2012	Trenton	2-2	2.22	30	0	0	0	5	48.2	33	17	12	24	49
	Scranton/WB	4-0	4.05	20	0	0	0	1	33.1	31	17	15	12	29
2013	Scranton/WB	0-0	3.48	8	0	0	0	3	10.1	14	5	4	1	10
	YANKEES	0-2	4.11	44	0	0	0	0	50.1	51	23	23	14	42
	Tampa	0-0	0.00	1	1	0	0	0	1.0	0	0	0	1	1
2014	Scranton/WB	0-1	3.54	15	0	0	0	2	20.1	20	10	8	11	20
	YANKEES	3-0	3.00	18	0	0	0	0	21.0	24	9	7	10	16
	GCL Yankees 1	0-1	15.00	2	2	0	0	0	3.0	5	5	5	0	1
	GCL Yankees 2	0-0	3.38	2	1	0	0	0	2.2	3	1	1	1	2
2015					Did Not Pitch - Injured									
2016	Richmond	2-1	2.38	34	0	0	0	3	45.1	30	15	12	13	49
2017	Round Rock	3-1	1.89	38	0	0	0	16	38.0	37	9	8	15	42
	TEXAS	0-0	13.50	1	0	0	0	0	2.0	5	3	3	0	2
2018	Columbus	0-0	27.00	2	0	0	0	0	1.2	5	5	5	3	1
	AZL Cleveland 2	0-0	0.00	5	1	0	0	0	5.0	3	0	0	0	8
	Akron	0-1	15.00	3	0	0	0	0	3.0	6	5	5	3	1
Major League Totals		15-17	3.11	222	5	0	0	37	324.1	287	134	112	126	11
Major League Totals		3-2	4.05	63	0	0	0	0	73.1	80	35	33	24	7



CASEY DYKES • Asst. Hitting Coach

78

FULL NAME: Casey Dykes

BIRTHDATE: 1/27/90 • **OPENING DAY AGE:** 35

BIRTHPLACE: Franklin, Tenn.

RESIDES: Eagleville, Tenn.

COLLEGE: Western Kentucky University



COACHING CAREER

- ▶ Enters his fourth season on the Yankees' Major League coaching staff, serving as an Assistant Hitting Coach.
- ▶ Last season, the Yankees were named the American League Silver Slugger Offensive Team of the Year after leading the Majors in home runs (237) and walks (672), ranking third in on-base percentage (.333, first in AL), runs scored (815, first in AL), runs per game (5.03, first in AL), OPS (.761, first in AL) and pitches per plate appearance (3.99, second in AL), fourth in slugging percentage (.429, second in AL), sixth in total bases (2,336, third in AL) and ninth in batting average (.248, fourth in AL), extra-base hits (495, fourth in AL) and PA/K (4.71, sixth in AL)...the Yankees' 815 runs scored in 2024 were 142 more than their 2023 total (673) and their most in a season since 2019 (943)...their 672 walks were their most in a single season in the last 21 years (since 2004) and most since their 684 walks in 2003...it marked the fourth time in the last 74 years (since 1951) that the Yankees recorded as many walks in a season (718BB in 1999, 684BB in 2003 and 676BB in 1997)...their 237HR were their ninth-most in a single season in franchise history.
- ▶ In 2022, Yankees batters led the Majors in home runs (254), their third-most in a single season in franchise history, trailing only their 306HR in 2019 and 267HR in 2018...also led the Majors in home runs per game (1.57) and walks (620), ranked second in runs scored (807) and runs per game (4.98), fourth in slugging percentage (.426) and fifth in on-base percentage (.325)...the Yankees also recorded a Major League-leading 22 games with double-digit runs.
- ▶ Spent the 2021 season as Triple-A Scranton/Wilkes-Barre's Hitting Coach...the RailRiders ranked second in the Triple-A East in on-base percentage (.352) and fifth in batting average (.255) and OPS (.775).
- ▶ Had been assigned to serve as the Hitting Coach for Double-A Trenton affiliate in 2020 before the season was canceled due to the COVID-19 pandemic.
- ▶ Prior to joining the Yankees, spent one season (2019) as the Hitting Coach at Indiana University, where the Hoosiers won the Big Ten regular season championship and led all of Division I in home runs during the regular season.
- ▶ Also served as Hitting Coach and Recruiting Coordinator at Virginia Military Institute from 2015-18.
- ▶ Began his coaching career as an Assistant at his alma mater, Western Kentucky, from 2013-14.

PERSONAL

- ▶ Played four seasons at Western Kentucky (2009-12), graduating with a bachelor's degree in sport management before completing his master's in athletic administration in 2014.
- ▶ Graduated from Franklin (Tenn.) H.S.

Home Sweet Home

The Yankees went 44-37 (.543) at Yankee Stadium in 2024, marking their 33rd straight winning season at home (since 1992). According to *Elias*, the Yankees' current streak is the second-longest in Major League history, trailing only their own 47-year streak from 1918-64.

The Yankees collected at least 50 wins at home in each of their first four seasons at the current Yankee Stadium (2009-12). In 2012, Yankee Stadium became the second ballpark to host the postseason in each of the first four years of its existence, joining Atlanta's Turner Field (first six)—credit: *Elias*.

The Yankees own the two highest single-season home winning percentages of all-time: .805 (62-15) in 1932 and .802 (65-16) in 1961.



MIKE HARKEY • Bullpen Coach

60

FULL NAME: Michael Anthony Harkey
BIRTHDATE: 10/25/66 • **OPENING DAY AGE:** 58
BIRTHPLACE: San Diego, Calif.
RESIDES: Chino Hills, Calif.
COLLEGE: Cal State University Fullerton



COACHING CAREER

- ▶ The 2025 season marks his 16th as the Yankees' Bullpen Coach, having held the position from 2008-13 before returning prior to the 2016 season (rejoined the team on 11/17/15).
- ▶ Since 2016, Yankees relievers have posted the second-best ERA in the AL (3.53) and the third-best ERA in the Majors...also rank second in the Majors in opponents' BA (.223, first in AL), K/9.0IP (9.96, second in AL), opponents' SLG (.365, first in AL), opponents' OPS (.669, first in AL) and save percentage (68.3%, second in AL), third in strikeouts (5,400, second in AL) and HR/9.0IP (1.01, first in AL), fourth in saves (380, second in AL), fifth in WHIP (1.23, fourth in AL) and opponents' OBP (.305, fourth in AL), seventh in K/BB (2.80, fifth in AL) and 10th in inherited runners scored percentage (31.3%, fifth in AL).
- ▶ Last season, Yankees relievers ranked sixth in the Majors in ERA (3.58, third in AL), seventh in save percentage (68.2%, fifth in AL), tied for seventh in saves (45, tied for fourth in AL), eighth in opponents' BA (.226, fifth in AL), opponents' SLG (.371, fifth in AL) and opponents' OPS (.679, fifth in AL)...the Yankees went 76-4 when leading after six innings, 84-6 when leading after seven innings and 82-5 when leading after eight innings.
- ▶ In 2023, Yankees relievers posted a Major League-best 3.34 ERA (619.0IP, 230ER), .221 opponents' BA and .349 opponents' SLG, ranked second in the Majors in HR/9.0IP (0.86, second in AL) and opponents' OPS (.658, first in AL), fifth in WHIP (1.23, third in AL) and sixth in opponents' OBP (.309, third in AL)...according to *Elías*, it marked the 12th time in franchise history (since 1913 when ER became an official stat in both leagues) and just the second time in the last 42 years (since 1982) that the Yankees posted the lowest bullpen ERA in the Majors.
- ▶ Served as the Bullpen Coach for Team Netherlands in the 2023 World Baseball Classic.
- ▶ In 2022, the Yankees bullpen posted the best HR/9.0IP ratio (0.58) in the Majors, ranked third in ERA (2.96) and opponents' OPS (.609), fifth in opponents' BA (.213) and seventh in WHIP (1.19)...during the 2021 season, the Yankees bullpen ranked fourth in the Majors in ERA (3.50) and WHIP (1.21), fifth in K/9.0IP (10.02) and opponents' BA (.225), and tied for fifth in strikeouts (675)...in 2019, the Yankees bullpen tied for second in saves (50), ranked third in the Majors with a 10.16 K/9.0IP ratio and ranked fifth in strikeouts (750)...in 2018, Yankees relievers set a Major League bullpen record (in a 162-game season) with an 11.40 K/9.0IP ratio (753K/594.2IP), surpassing the mark of 10.92 set by the 2017 Yankees...their 753K were then-second-most by a bullpen in Baseball history behind the 2018 Rays (754K in 824.1IP)...in 2017, Yankees relievers struck out 653 batters, eclipsing the 600K mark for the first time in franchise history...in 2016, Yankees relievers led the Majors with a 10.15 K/9.0IP ratio and ranked third with 578K.
- ▶ Yankees relievers led the Majors in K/9.0IP ratio out of the bullpen each season from 2014-18.
- ▶ Served as the Pitching Coach for the Arizona Diamondbacks from 2014-15.
- ▶ During his first tenure with the Yankees (2008-13), the bullpen led the AL in K/BB (2.49), wins (173), saves (279) and strikeouts (2,775), ranked second in opponents' BA (.237) and third in ERA (3.56)...over the same span, the Yankees went 491-177 when leading at the end of the eighth inning...filled in as pitching coach from 6/4-29/10.
- ▶ Served as the Bullpen Coach with the Florida Marlins in 2006.
- ▶ Spent six seasons (2000-05) as a Pitching Coach in the Padres organization, making stops at Single-A Rancho Cucamonga (2000), Single-A Fort Wayne (2001, '03), Single-A Lake Elsinore (2002, '04) and Double-A Mobile (2005)...was the Pitching Coach for the 2007 Triple-A Iowa Cubs.

PLAYING CAREER

- ▶ Appeared in 131 career Major League games (104 starts) over eight seasons with the Cubs (1988, '90-93), Rockies (1994), Athletics (1995), Angels (1995) and Dodgers (1997), going 36-36 with a 4.49 ERA (656.0IP, 327ER).
- ▶ Was named *Sporting News* 1990 NL "Rookie Pitcher of the Year" after posting a 12-6 record with a 3.26 ERA in 27 starts for the Cubs...selected as *USA Today* "Minor League Player of the Year" in 1988...made his Major League debut at age 21 on 9/5/88 at Wrigley Field, recording a no-decision in Game 2 of a doubleheader vs. the Phillies.
- ▶ Was a first-round pick (fourth overall) by the Cubs in the 1987 First-Year Player Draft...was selected by the San Diego Padres in the 18th round of the 1984 First-Year Player Draft, but chose to attend college.

PERSONAL

- ▶ His son Cory played five seasons with the St. Louis/Los Angeles Rams as a tight end from 2012-16 and is an Assistant Special Teams Coach for the Buffalo Bills.
- ▶ Attended Cal State Fullerton from 1985-87, where he played baseball and earned All-American honors as a junior...graduated from Ganesha High School in Pomona, Calif.

Harkey's Major League Career Pitching Record

Year	Club	W-L	ERA	G	GS	CG	SHO	SV	IP	H	R	ER	BB	SO
1988	CHICAGO-NL	0-3	2.60	5	5	0	0	0	34.2	33	14	10	15	18
1990	CHICAGO-NL	12-6	3.26	27	27	2	1	0	173.2	153	71	63	59	94
1991	CHICAGO-NL	0-2	5.30	4	4	0	0	0	18.2	21	11	11	6	15
1992	CHICAGO-NL	4-0	1.89	7	7	0	0	0	38.0	34	13	8	15	21
1993	CHICAGO-NL	10-10	5.26	28	28	1	0	0	157.1	187	100	92	43	67
1994	COLORADO	1-6	5.79	24	13	0	0	0	91.2	125	61	59	35	39
1995	OAKLAND	4-6	6.27	14	12	0	0	0	66.0	75	46	46	31	28
	CALIFORNIA	4-3	4.55	12	8	1	0	0	61.1	80	32	31	16	28
1997	LOS ANGELES-NL	1-0	4.30	10	0	0	0	0	14.2	12	8	7	5	6
Major League Totals		36-36	4.49	131	104	4	1	0	656.0	720	356	327	225	316



PAT ROESSLER • Asst. Hitting Coach

66

FULL NAME: Patrick Alan Roessler

BIRTHDATE: 12/27/59 • **OPENING DAY AGE:** 65

BIRTHPLACE: Phoenix, Ariz.

RESIDES: Sarasota, Fla.

COLLEGE: University of Arizona



COACHING CAREER

- ▶ Enters his second season as the Yankees' Assistant Hitting Coach...the 2025 season will also mark Roessler's 14th year with the Yankees (also 2004-14, '19 and '24) and 38th season in professional baseball.
- ▶ Last season, the Yankees were named the American League Silver Slugger Offensive Team of the Year after leading the Majors in home runs (237) and walks (672), ranking third in on-base percentage (.333, first in AL), runs scored (815, first in AL), runs per game (5.03, first in AL), OPS (.761, first in AL) and pitches per plate appearance (3.99, second in AL), fourth in slugging percentage (.429, second in AL), sixth in total bases (2,336, third in AL) and ninth in batting average (.248, fourth in AL), extra-base hits (495, fourth in AL) and PA/K (4.71, sixth in AL)...the Yankees' 815 runs scored in 2024 were 142 more than their 2023 total (673) and their most in a season since 2019 (943)...their 672 walks were their most in a single season in the last 21 years (since 2004) and most since their 684 walks in 2003...it marked the fourth time in the last 74 years (since 1951) that the Yankees recorded as many walks in a season (718BB in 1999, 684BB in 2003 and 676BB in 1997)...their 237HR were their ninth-most in a single season in franchise history.
- ▶ Prior to rejoining the Yankees, spent four seasons (2020-23) as the Assistant Hitting Coach for the Washington Nationals...over that span, the Nationals ranked fifth in the Majors in batting average (.254, second in NL), sixth in hits (4,659, third in NL) and ninth in on-base percentage (.322, sixth in NL).
- ▶ Was a Player Development Advisor for the Yankees in 2019 after serving as the organization's Director of Player Development from September 2004 through the end of the 2014 season...additionally, he was the organization's Field Coordinator from September 2004 through the 2013 season and served as the club's Hitting Coordinator in 2005, '12 and '13...for the second half of the 2006 season, also managed Single-A Charleston.
- ▶ In between his previous two stints with the Yankees, spent four seasons with the Mets (2015-18), serving as their Assistant Hitting Coach from 2015-17 before being promoted to Hitting Coach for the 2018 season...Mets hitters set then-franchise-records in home runs in 2016 (218HR) and 2017 (224HR).
- ▶ Was the Minor League Hitting Coordinator for the Houston Astros from 2002-04.
- ▶ From 2000-01, was the Major League Hitting Coach for the Montreal Expos after serving as the organization's Minor League Hitting Coordinator from 1995-97.
- ▶ In between stints with the Expos, was the Minor League Hitting Coordinator for the Pittsburgh Pirates from 1998-99.
- ▶ Worked for the Chicago White Sox organization from 1988-94...was the organization's Roving Hitting Instructor in 1988 before serving as the Hitting Coach for Single-A Sarasota in 1989 and '93, Double-A Birmingham from 1990-92 and Single-A South Bend in 1994.
- ▶ Began his coaching career with Old Dominion University (Va.), serving as the Assistant Baseball Coach from 1983-88.

PERSONAL

- ▶ Received his bachelor's degree in physical education from the University of Arizona in 1983 and a master's degree in sport management from Old Dominion in 1987...played baseball at the University of Arizona and was a member of the 1980 College World Series championship team.



LUIS ROJAS • 3B/Outfield Coach

67

FULL NAME: Luis Rojas

BIRTHDATE: 9/1/81 • **OPENING DAY AGE:** 43

BIRTHPLACE: Santo Domingo, D.R.

RESIDES: Santo Domingo, D.R.



COACHING CAREER

- ▶ Begins his fourth season with the Yankees organization as the Third Base and Outfield Coach...marks his seventh season on a Major League coaching staff.
- ▶ Prior to joining the Yankees, spent 16 years with the New York Mets organization (2006-21), including two seasons as the Mets Manager (2020-21)...during that span, the Mets went 103-119 (.464) in 222 games...was the sixth Dominican-born Manager in Major League history.
- ▶ In 2019, Rojas served as the Mets' Major League Quality Control Coach...served as a conduit between the front office and coaching staff on all issues including game preparation, strategy and analytics.
- ▶ Prior to joining the Mets' Major League staff, managed Double-A Binghamton (2017-18), Single-A St. Lucie (2015-16), Single-A Savannah (2012-14) and the GCL Mets (2011)...he was voted by his peers as the "Best Managerial Prospect" in the Florida State League in 2015 and 2016 by *Baseball America*...in 2014, was named the South Atlantic League "Manager of the Year" and the "Best Managerial Prospect" in the South Atlantic League by *Baseball America*.
- ▶ Served as a Minor League Coach for Single-A Savannah in 2010 and held the same role for the GCL Mets from 2008-09.
- ▶ Spent his first full season in the Mets organization in 2007 with the Dominican Summer League team after joining the organization in 2006.
- ▶ Managed the Dominican Republic National Team in the WBSC Premier12 tournament in 2019.
- ▶ Has served as the General Manager for Leones del Escogido in the Dominican Winter League for the past three seasons after previously managing the club from 2015-18...has led Leones to two Dominican Winter League Championships, winning one as team's GM (2024-25) and one as manager (2015-16).

PLAYING CAREER

- ▶ Spent time in the minor league systems of the Baltimore Orioles (2000), Florida Marlins (2001-02) and Montreal Expos/Washington Nationals (2003-05).

PERSONAL

- ▶ His father, Felipe Alou, was the first Dominican-born Manager in Major League history, serving as the skipper for the Montreal Expos (1992-2001) and San Francisco Giants (2003-06) after his 17-season Major League career...Luis and Felipe were the sixth father-son duo to both serve as Major League Managers, joining Buddy and David Bell, Aaron and Bob Boone, Connie and Earle Mack, George and Dick Sisler, and Bob and Joel Skinner...his father played for the Yankees for parts of three seasons from 1971-73.
- ▶ His brother, Moises Alou, also played 17 seasons in the Majors with seven different teams.

Rojas' Career Playing Record

Year	Club	AVG	G	AB	R	H	2B	3B	HR	RBI	BB	SO	SB
2004	GCL Expos	.240	37	125	15	30	6	1	2	19	14	26	3



JAMES ROWSON • Hitting Coach

82

FULL NAME: James Frank Rowson

BIRTHDATE: 9/12/76 • **OPENING DAY AGE:** 48

BIRTHPLACE: Mount Vernon, N.Y.

RESIDES: Spring Hill, Fla.



COACHING CAREER

- ▶ Enters his second season as the Yankees' Hitting Coach...the 2025 season will mark his 11th on a Major League coaching staff and his 24th season coaching professional baseball.
- ▶ The Yankees were named the American League Silver Slugger Offensive Team of the Year in 2024 after leading the Majors in home runs (237) and walks (672), ranking third in on-base percentage (.333, first in AL), runs scored (815, first in AL), runs per game (5.03, first in AL), OPS (.761, first in AL) and pitches per plate appearance (3.99, second in AL), fourth in slugging percentage (.429, second in AL), sixth in total bases (2,336, third in AL) and ninth in batting average (.248, fourth in AL), extra-base hits (495, fourth in AL) and PA/K (4.71, sixth in AL)...the Yankees' 815 runs scored in 2024 were 142 more than their 2023 total (673) and their most in a season since 2019 (943)...their 672 walks were their most in a single season in the last 21 years (since 2004) and most since their 684 walks in 2003...it marked the fourth time in the last 74 years (since 1951) that the Yankees recorded as many walks in a season (718BB in 1999, 684BB in 2003 and 676BB in 1997)...their 237HR were their ninth-most in a single season in franchise history.
- ▶ Prior to re-joining the Yankees, was the Detroit Tigers' Assistant Hitting Coach in 2023 after serving as the Bench Coach for the Miami Marlins from 2020-22.
- ▶ Prior to his stint in Miami, he was the Hitting Coach for the Minnesota Twins from 2017-19...during his three-year tenure in Minnesota, the Twins ranked fourth in the Majors in runs scored (2,492), fifth in batting average (.260) and slugging percentage (.445), sixth in OPS (.775), and seventh in home runs (679)...in 2019, the Twins set a Major League record with 307 home runs while establishing club records for runs scored (939), extra-base hits (648), slugging percentage (.494) and OPS (.832)...that same year, the Twins also ranked second in the Majors in runs scored, hits (1,547), batting average (.270), slugging percentage and OPS.
- ▶ Spent nine years in the Yankees organization from 2006-11 and 2014-16, serving as the Minor League Hitting Coordinator in seven of those seasons (2008-11, '14-16)...was also the Hitting Coach for Single-A Tampa from 2006-07.
- ▶ In between his previous stints with the Yankees, spent two seasons with the Chicago Cubs organization (2012-13), originally serving as their Minor League Hitting Coordinator before being named the Cubs' Major League Hitting Coach in June 2012.
- ▶ Began his coaching career with the Los Angeles Angels organization, spending four years as a Minor League Hitting Coach with Single-A Rancho Cucamonga (2004-05), Single-A Cedar Rapids (2003) and Rookie-level Provo (2002).

PLAYING CAREER

- ▶ Was originally selected by the Seattle Mariners in the ninth round of the 1994 First-Year Player Draft out of Mount St. Michael High School in the Bronx.
- ▶ The former outfielder played three minor league seasons with the Mariners (1995-96) and Yankees (1997) before playing for Cook County in the Independent Heartland League in 1998.

PERSONAL

- ▶ Graduated in 1994 from Mount St. Michael High School (Bronx, N.Y.).
- ▶ On August 29, 2024, the City of Mount Vernon (Rowson's hometown) honored him with a City Proclamation for his outstanding achievements and contributions to the world of professional baseball...Rowson participated in local Mount Vernon baseball programs as a youngster and was celebrated as an example of where hard work and dedication can take you...members of Mount Vernon RBI Baseball and the Mount Vernon Little League were on hand, and Rowson engaged them with words of inspiration and advice along with a batting clinic.

Rowson's Career Playing Record

Year	Club	AVG	G	AB	R	H	2B	3B	HR	RBI	BB	SO	SB
1995	AZI Mariners	.189	30	106	9	20	6	1	0	9	6	38	9
1996	Everett	.221	53	181	30	40	9	2	4	24	26	68	4
1997	Oneonta	.195	12	41	8	8	2	2	0	4	4	17	1
	Greensboro	.286	8	21	1	6	1	0	0	2	5	8	0
	Tampa	.060	25	50	2	3	2	0	0	4	4	29	2
Minor League Totals		.193	128	399	50	77	20	5	4	43	45	160	16



TANNER SWANSON • Field Coord.

76

FULL NAME: Tanner James Swanson

BIRTHDATE: 8/31/82 • **OPENING DAY AGE:** 42

BIRTHPLACE: Seattle, Wash.

RESIDES: Seattle, Wash.

COLLEGE: Central Washington University



COACHING CAREER

- ▶ Enters his sixth season as the Yankees' Director of Catching and his second as the club's Major League Field Coordinator...previously served as the club's Quality Control/Catching Coach and Director of Catching from 2020-23...as the organization's Director of Catching, oversees the Yankees' catching operation at all levels and consults with the Player Development Catching Coordinator.
- ▶ According to FanGraphs, Yankees catchers led the Majors with 21 defensive runs saved in 2024, seven more than the next teams (Cleveland & San Francisco: 14)...according to Baseball Savant, Yankees catchers also led the Majors last season with 22 catcher framing runs, tied for second in catcher blocking runs (three), ranked third in blocks above average (13) and fourth in strike rate (49.2%).
- ▶ In 2022, Yankees catchers ranked third in the Majors with a 3.30 catcher's ERA...was the Yankees' lowest catcher's ERA in the last 41 seasons since 1981 (2.90)...according to Sports Info Solutions, Yankees catchers led the Majors with 24 defensive runs saved (next: Toronto Blue Jays - 15 DRS)...Following the 2022 season, catcher Jose Trevino won his first career Gold Glove Award and was named the AL Platinum Glove winner... Trevino was just the third Yankee catcher (sixth time) to win a Gold Glove, joining Thurman Munson (1973-75) and Elston Howard (1963-64)...Trevino was also the first Yankee and the first AL catcher to win the Platinum Glove since its initiation in 2011.
- ▶ Prior to joining the Yankees, spent two seasons (2018-19) as the Minnesota Twins' Minor League Catching Coordinator.
- ▶ Spent nine seasons at various levels of collegiate baseball, including a five-year stint as a Volunteer Assistant Coach at the University of Washington (2013-17), where he also briefly served as the school's Director of Baseball Operations for one season (2012)...during his tenure as a coach at Washington, his catchers garnered three All-Pac-12 Conference selections, with two also being selected in the first three rounds of the Major League First-Year Player Draft.
- ▶ Served as Head Coach at Green River Community College (Wash.) in 2011...was a lecturer in the School of Physical Education and School Health, while also serving as an Assistant Coach at his alma mater, Central Washington University, in 2010...in 2009, was an Assistant Coach at Everett Community College (Wash.), and in 2008, he taught and coached baseball at Sultan High School.

PERSONAL

- ▶ Grew up in Roslyn, Wash., and graduated from Cle Elum-Roslyn High School in 2001.
- ▶ Attended Green River Community College (Wash.) for one year and Everett Community College (Wash.) for one year, earning All-NWAACC honors as a sophomore in 2003...graduated from Central Washington University in 2006 with a Bachelor of Science degree in physical education and school health...while at CWU, was an academic all-conference selection.
- ▶ Attended Seattle University and is in the process of earning a master's in sports administration and leadership.
- ▶ Created the "Coaches vs. COVID" campaign in March 2020...the campaign invited coaches to use their sports expertise to connect with communities around the world via online professional development webinars... donations were made by webinar participants and 100% of the funds raised directly supported the Fred Hutch Cancer Research Center in Seattle, which focused on critical COVID-19 prevention and treatment research in collaboration with the University of Washington, Seattle Cancer Care Alliance and the Bill & Melinda Gates Foundation.

Above Board

The Yankees have finished with a winning record in each of the last 32 seasons (1993-2024), marking the second-longest such stretch in Major League history, behind only the franchise's unprecedented streak of 39 straight winning seasons from 1926-1964.

The span is also tied with the Montreal Canadiens' 32-season streak from 1952-83 for the second-longest streak of consecutive winning seasons all-time in the four major sports (MLB/NFL/NBA/NHL), behind only their own 39-season stretch.





**When you need a law firm
to hit it out of the park for you...**

Look no further than Weitz & Luxenberg!

For over three decades, we have represented the interests of thousands of New Yorkers, injured or harmed by toxic Asbestos, defective products or medicines, corporate malfeasance, general negligence, environmental pollution or consumer fraud. We would be honored to discuss your potential case with you – in the strictest of confidence. Our nearly 100 attorneys and 400 support professionals stand ready to assist you in your hour of need.

For a complimentary consultation please call us at 888-411-LAWS, or email us at info@weitzlux.com.

WEITZ & LUXENBERG PC

700 BROADWAY | NEW YORK, NY 10003 | BRANCH OFFICES IN NJ, CA & MI

888-411-LAWS

www.WeitzLux.com

**ASBESTOS INJURIES/MESOTHELIOMA | DEFECTIVE DRUGS & MEDICATIONS | ENVIRONMENTAL POLLUTION
CONSUMER FRAUD | GENERAL NEGLIGENCE/PERSONAL INJURY | MEDICAL MALPRACTICE**

Attorney Advertising. Prior results do not guarantee a similar outcome.

Additional Yankees Coaching Staff



Brett Weber • Senior Director of Advance Scouting and Coaching Assistant

The 2025 season marks his first as the Yankees' Senior Director of Advance Scouting and Coaching Assistant...joined the Major League coaching staff in 2009...handles advance materials in preparation for upcoming series, working directly with the coaching staff to provide analytical information...also oversees the advance scouting analyst program...also coordinates all Yankees aspects of the MLB replay system...was drafted by the Phillies in 1997 (did not sign) and Yankees in 1998, spending three seasons pitching in the Yankees' minor league system (1998-2000)...also pitched for the Schaumburg Flyers in independent league baseball from 2003-04...attended the University of Illinois where he was named the Big Ten Pitcher of Year and an All-American as a senior in 1998...Weber also worked in finance at Smith Barney Citigroup between his pitching and coaching career.



Ryan McLaughlin • Major League Information Coordinator

Enters his first season in the Yankees organization as the club's Major League Information Coordinator...is responsible for integrating the use of quantitative information with on-field performance and preparation, serving as a conduit between the quantitative analysis department and the Major League players and coaches...spent the last five seasons (2020-24) in different roles in the Seattle Mariners organization...most recently spent the last two seasons in Player Development, serving as a Strategist (2024) and Coordinator (2023)...prior to that, served as the Hitting Coach for High-A Everett (2022) and a coach with Double-A Arkansas (2021)...McLaughlin was signed by the Mariners as a minor league free agent on January 8, 2020, after playing collegiately at NYU from 2016-19, but did not play due to the COVID-19 pandemic...he later joined the Mariners organization in a coaching capacity later in the 2020 season...was a Player Development Intern for the Wareham Gateman of the Cape Cod Baseball League in 2019...served as a Front Office Intern for the Brooklyn Cyclones in 2018...the Basking Ridge, N.J., native graduated from NYU from the Leonard N. Stern School of Business in 2019 with a bachelor's degree in management.



Rainiero Coa • Bullpen Catcher

Enters his third season as a Bullpen Catcher for the Yankees...served as the Quality Control Coach for Aguila del Zulia in the Venezuelan Winter League in 2023 after serving as their analyst in 2021...prior to serving as the Yankees' Bullpen Catcher, spent two seasons as the Manager for the DSL Yankees (2021-22)...also served as Yankees Dominican Republic Academy Complex Coordinator in 2022...prior to the COVID-19 pandemic, was scheduled to make his managerial debut in 2020...spent the 2019 season as a Defensive Coach with the GCL Yankees East after serving as Catching Coach for the DSL Yankees from 2017-18...was the Defensive Coach for the DSL Yankees in 2016...prior to his coaching career, spent six seasons (2010-15) as a catcher in the Yankees organization after being signed by the club as a non-drafted free agent on April 30, 2010.



Peter Serruto • Bullpen Catcher

Enters his first season as a Bullpen Catcher for the Yankees...prior to joining the Major League staff, spent two seasons as a player in the Yankees minor league system (2023-24)...was signed by the Yankees as a non-drafted free agent on August 2, 2023...attended Rutgers University (2019-21) before transferring to Indiana University (2022-23)...was originally selected by the Cincinnati Reds in the 22nd round of the 2018 First-Year Player Draft, but did not sign...is a native of Short Hills, N.J.



Dan Pane • Major League Video Coordinator

Enters his 10th season as the Yankees' Major League Video Coordinator after being hired by the team in January 2016...is responsible for editing video, charting games and distributing advance video for review by players, coaches and the front office...before joining the Yankees, spent five seasons with the Pittsburgh Pirates as an Advance Video Scouting Assistant from 2011-12 and Minor League Video Coordinator from 2013-15...prior to that, spent two seasons with the Los Angeles Dodgers organization as a Minor League Video Intern for Double-A Chattanooga in 2009 and Triple-A Albuquerque in 2010...spent 2008 as a Florida Operations Intern for the Pittsburgh Pirates during spring training before being hired as a Florida Operations Assistant upon his college graduation...the Omaha, Neb., native graduated from Wayne State College in May 2008 with a degree in sport management.



Tyler DeClerck • Assistant Director, Advance Scouting

Enters his 11th season with the Yankees and third as the team's Assistant Director of Advance Scouting...previously served as the club's Manager of Advance Scouting from 2019-22...spent 2015-18 in various roles within Player Development...previously spent time with both the Washington Nationals and Detroit Tigers...the Rochester, N.Y., native graduated from the University of Rochester with a degree in financial economics.



Player Health & Performance Staff



Eric Cressey • Director, Player Health and Performance

The 2025 season will mark his sixth with the Yankees as the club's Director of Player Health and Performance...is the first person to hold the title with the organization and plays a role in staffing, assessments, facility enhancements, equipment, continuing education, and technology across strength and conditioning, nutrition, and sports medicine...is President and Co-Founder of Cressey Sports Performance, which has facilities in Palm Beach Gardens, Fla. and Hudson, Mass., and specializes its training programs on kinesiology and biomechanics...has worked with athletes of all ages and levels, ranging from youth sports to professionals and Olympians, helping them to reach the pinnacle in performance in their sports...has worked most extensively with baseball players, with more than 100 professional players training with him each offseason...previously served as a high performance consultant for the Minnesota Twins for two years...Yankees Pitching Coach Matt Blake previously worked as a Pitching Coordinator for the company...is host of the "Elite Baseball Development" podcast and has served as an invited guest speaker nationally and internationally...has also authored more than 500 articles and published five books...is a Certified Strength and Conditioning Specialist (SCS) through the National Strength and Conditioning Association...received his master's degree in kinesiology with a concentration in exercise science through the University of Connecticut...his master's thesis was published in the Journal of Strength and Conditioning Research...while at UConn, was involved in varsity strength and conditioning and research in the human performance laboratory...completed his undergraduate work at the University of New England with a double major in exercise science and sports and fitness management...is a baseball consultant to New Balance and serves on the Health Advisory Board for Equinox...served as the Strength and Conditioning Coach for the USA Baseball Under-18 National Team that won the gold medal at the 2015 World Cup in Osaka, Japan.



Michael Schuk • Director, Sports Medicine & Rehabilitation

Begins his 12th season with the Yankees and sixth as Director of Sports Medicine & Rehabilitation...spent six seasons (2014-19) as the team's Physical Therapist/Assistant Athletic Trainer...from 2012-14, worked on the THOR³ initiative, a program designed to aid the physical and mental abilities of Army Special Forces...prior to his work with the Army, served as an Athletic Trainer in Cleveland's minor league system in 2006 and again in 2010...earned his Doctor of Physical Therapy degree at Nova Southeastern University in Fort Lauderdale, Fla., in 2010...graduated from the University of Central Florida in 2005.



Tim Lentych • Head Athletic Trainer

The 2025 season is his sixth as the Yankees' Head Athletic Trainer and 22nd with the organization...spent four seasons (2016-19) as the Yankees' Assistant Athletic Trainer...was the Yankees' Minor League Head Athletic Trainer from 2012-15...spent four seasons as Minor League Assistant Athletic Trainer for Double-A Trenton (2008-11) and was named the 2009 Eastern League "Athletic Trainer of the Year"...was the Athletic Trainer with Single-A Charleston from 2005-07 after serving the same role for short-season Single-A Staten Island in 2004...earned his bachelor's degree in applied sciences and technology with a concentration in athletic training from Ball State University in 2002 and was inducted into the Cardinal Sports Medicine Society Ring of Honor in 2024...worked as an Athletic Training Student Intern with Baltimore in 2001...earned his master's degree from the University of Tennessee in 2004...resides in Tampa, Fla., with his wife.



Steve Donohue • Director, Medical Services

Begins his 47th consecutive season in the Yankees organization in 2025 and sixth as Director of Medical Services...served eight seasons as the team's Head Athletic Trainer (2012-19)...spent 26 years (1986-2011) as the Yankees' Assistant Athletic Trainer under Gene Monahan, sharing MLB's "Athletic Training Staff of the Year" honors in 1990 and 2010...in December 2023, was presented with the President's Distinguished Service Award from the Professional Baseball Athletic Trainers Society...in January 2020, was inducted into the New York State Athletic Trainers Association Hall of Fame...in January 2018, was named the winner of the "Most Distinguished Athletic Trainer Award" by the National Athletic Trainers Association...served as an Athletic Trainer for the American League squad at the 2018 All-Star Game at Nationals Park in Washington D.C., the 2006 All-Star Game at Pittsburgh's PNC Park and the 1999 All-Star Game at Boston's Fenway Park...began his athletic training career in 1979 at the Yankees' Double-A West Haven affiliate before being promoted to Double-A Nashville (1980-81) and Triple-A Columbus (1982-85)...was promoted to the New York Yankees in 1986...is a 1974 graduate of Cardinal Spellman High School in the Bronx and a 1979 graduate of the University of Louisville...was the Trainer for the NCAA Champion University of Louisville men's basketball team in 1980...is a member of the National Athletic Trainers' Association and serves on their professional ethics committee...additionally, is a member of the Eastern Athletic Trainers' Association...also pens the annual Professional Baseball Athletic Trainers Society's *Confidential Directory* and is the Chairman of the PBATS' Hall of Fame committee.





Alfonso Malaguti • Assistant Athletic Trainer

Begins his sixth season as the Yankees' Assistant Athletic Trainer and 14th in the Yankees organization...served as the Yankees' International Player Development Athletic Trainer from 2018-19...joined the Yankees as an Athletic Trainer Intern with Single-A Tampa in 2010 and served in the same role with Player Development in 2011...was the GCL Yankees East Athletic Trainer in 2012 before becoming the Latin America Medical Coordinator and GCL Athletic Trainer from 2012-15...served as the U.S. Men's National Softball Team Athletic Trainer from 2017-19, which included the 2019 Lima Pan American games...in 2016, founded Centro de Medicina Deportiva Malaguti, a sports medicine clinic and rehab center in Juan Dolio, D.R....won the GCL Athletic Trainer of the Year Award in 2014...earned a bachelor's degree in athletic training from the University of South Florida in 2011...is a native of Maracay, Venezuela.



Jimmy Downam • Assistant Athletic Trainer

Begins his first season as the Yankees' Assistant Athletic Trainer and his 13th with the Yankees organization...began his tenure with the Yankees in 2013 as the Athletic Trainer for short-season Single-A Staten Island...also served in the same role for Single-A Charleston (2014-16), Double-A Trenton (2017-19), Double-A Somerset (2021) and Triple-A Scranton/Wilkes-Barre (2022-24)...was assigned to Double-A Trenton in 2020 before the season was canceled due to COVID-19...prior to joining the Yankees, served as a Rehabilitation Intern with the Philadelphia Phillies in Clearwater, Fla., in 2012...earned his bachelor's degree in athletic training in 2009 and a master's degree in sports administration in 2012 from Liberty University.



Joe Bello • Major League Physical Therapist

Begins his fifth season as the Yankees' Major League Physical Therapist and his ninth with the Yankees organization...prior to joining the Major League staff, spent three seasons (2018-20) as the Minor League Physical Therapist for Yankees Player Development...joined the organization in 2017 as a Physical Therapy Intern...graduated from Ithaca College with his bachelor's degree in clinical health studies in 2015 and also earned his Doctorate of Physical Therapy degree from Ithaca College in 2017...became a Certified Strength and Conditioning Specialist (CSCS) in 2017 and a Board Certified Clinical Specialist in Sports Physical Therapy (SCS) in 2020.



Brett McCabe • Major League Strength and Conditioning Coach

Begins his sixth season as the Yankees' Major League Strength and Conditioning Coach in 2025...served as the American League Strength and Conditioning Coach for the 2022 All-Star Game in Los Angeles, Calif., after being selected by the Strength and Conditioning Coaches Society...prior to joining the Yankees, spent six seasons (2013-18) as the Major League Strength and Conditioning Coach for the San Diego Padres...also spent seven seasons (2006-12) with the Arizona Diamondbacks, where, as the Minor League Strength and Conditioning Coordinator, he oversaw the strength and conditioning programs for each of the organization's affiliates...from 2003-05, was a Strength and Conditioning Coach in the Blue Jays system, working at Double-A New Haven in 2003 and Triple-A Syracuse from 2004-05...earned a Bachelor of Science degree in movement science at Grand Valley State University (Mich.) in 2002...is a licensed massage therapist, registered strength and conditioning coach and certified strength and conditioning specialist.



Larry Adegoke • Major League Assistant Strength and Conditioning Coach

Enters his eighth season with the Yankees and third as the Yankees' Major League Assistant Strength and Conditioning Coach...spent the previous two seasons (2021-22) as the Strength and Conditioning Coach for Triple-A Scranton/Wilkes-Barre...was assigned to Single-A Charleston in 2020 before the season was canceled due to COVID-19...also spent two seasons with Rookie-level Pulaski (2018-19)...joined the Yankees organization full-time in 2018 after serving as the team's Performance Science Assistant in 2017...was also a Strength and Conditioning Intern for the Kennesaw State football team...earned a degree in exercise science from Kennesaw State (Ga.)...earned his M.S. in exercise and nutrition science from the University of Tampa.



Drew Weisberg • Director, Performance Nutrition

Begins his ninth season in the Yankees organization and first as the Director of Performance Nutrition...was the club's Major League Dietitian for five seasons (2020-24) after serving as the team's Assistant Strength and Conditioning Coach for three years (2017-19)...before joining the Yankees, worked as an intern in the nutrition department for the Green Bay Packers from 2015-17...completed his undergraduate degree at Rutgers University in 2014 and became a registered dietitian through schooling at NYU in 2018...is also a Certified Strength and Conditioning Specialist...is a native of Bergen County, N.J.



Doug Cecil • Massage Therapist

Begins his 15th season as the Yankees' Massage Therapist in 2025, having joined the organization in 2011...prior to his time with the Yankees, held the same role for the Tampa Bay Devil Rays (2005), Toronto Blue Jays (2006) and Texas Rangers (2007-10)...attended Florida State University and later graduated from the Suncoast School of Massage for Sports Medicine in 2005...grew up in Elizabethtown, Ky., and later spent 20 years living in Tampa, Fla.



Yankees Medical Staff



Dr. Christopher Ahmad, M.D.

Head Team Physician

Dr. Christopher S. Ahmad begins his 17th season as Yankees Head Team Physician in 2025...holds the same position with NYCFC...has been an Assistant Attending Orthopaedic Surgeon in the Sports Medicine and Shoulder Service at New York Orthopaedic Hospital since 2001...has also served as an Associate Professor of Orthopaedic Surgery at Columbia University since 2007 after having been an Assistant Professor beginning in 2001...trained in sports medicine at the Kerlan-Jobe Orthopaedic Clinic from 2000-01, which included team physician coverage for the Dodgers (MLB), Lakers (NBA), Kings (NHL), Galaxy (MLS) and Fullerton College football...was Administrative Chief Resident of Orthopaedic Surgery from 1999-2000 at Columbia University, where he served his orthopaedic surgery residency from 1996-99...completed the Frank E. Stinchfield Orthopaedic Research Fellowship at Columbia from 1994-95...received his M.D. from the NYU School of Medicine in 1994 and a B.S. in mechanical engineering from Columbia University in 1990...has been elected into the American Orthopaedic Society for Sports Medicine and the American Shoulder and Elbow Surgeons Society...his practice specializes in advanced arthroscopic surgical techniques for sports-related injuries of the knee, shoulder and elbow.



Dr. Paul Lee, M.D., M.P.H.

Head Team Internist

Dr. Paul Gene Lee has served as the Head Team Internist for the New York Yankees since 2007...also held the same position with New York City Football Club for six years until 2021...is the Harry C. and Misook Doolittle Professor of Medicine at Columbia University...received his B.A. degree from Cornell University, his M.D. degree from Mount Sinai School of Medicine and his M.P.H. degree from Columbia University...after serving as a chief resident at Columbia Presbyterian Medical Center, he joined the faculty in 2001...served as an Associate Program Director of the Medical Residency, Medical Director of the Hospitalist Program, and Medical Director for Global (International) Patient Services at the NewYork-Presbyterian Hospital...serves as a director for a concierge medicine program and course director for CME programs.



Dr. Stuart J. Hershon, M.D., P.C.

Senior Advisor, Orthopedics

Begins his 38th season as part of the Yankees medical staff...served as the team's Head Physician from 1988-2008...is an orthopedic surgeon affiliated with NYU Langone Medical Center and Hospital for Joint Diseases, where he is Assistant Clinical Professor of Sports Medicine and Orthopedic Surgery...was formerly Chief of Sports Medicine at Roosevelt Hospital and North Shore University Hospital...graduated from Harvard (1959) and New York Medical College (1963) before serving as a medical officer with the U.S. Navy from 1964-66...was a starting tight end for Harvard and their leading receiver in 1958...was a *Newsday* "All-Scholastic" player at Long Beach (N.Y.) High School in 1954...has also served as Team Physician for the New York Arrows of the Major Indoor Soccer League and Nassau Community College.



Dr. Norman Castellano, M.D.
Team Physician, Tampa



Dr. Will Turner, M.D.
Team Internist



Dr. Daniel Murphy, M.D.
Team Orthopedic Surgeon, Tampa

Additional Medical Staff

Arnold Ramirez - Family Practice/Sports Medicine, Tampa
Scott Levy, D.D.S. - Dentist
Darrell Rigel, M.D. - Dermatologist
Louis Bisogni, D.C. - Chiropractor
Gil Chimes, D.C. - Chiropractor
Mike Prebeg, D.C. - Chiropractor
Scott Hegseth, D.C. - Team Chiropractor, Tampa
Dr. Robby Sikka, Team Physician - Medical Analyst



Yankees Mental Conditioning Staff

The Mental Conditioning Department educates, challenges, and supports players, coaches, and staff on the mental side of the game by emphasizing the right mindset that contributes to elite performance, on and off the field.



Chad Bohling

Senior Director, Organizational Performance

Begins his 21st season in the Yankees organization, having joined the club in 2005... marks his third season as Senior Director of Organizational Performance...current responsibilities include consistent support to the Major League club, assisting the scouting department with feedback prior to the Major League Baseball First-Year Player Draft and providing oversight to the mental conditioning department while also collaborating with other departments throughout the organization...outside of the Yankees, is a consultant for the Dallas Cowboys of the NFL (since 2012), Dallas Stars of the NHL (since 2021), Wheels Up Aviation Company (since 2019) and other individual coaches and athletes...prior to joining the Yankees, served as the Director of Mental Conditioning for the IMG Academies in Bradenton, Fla., from 1997-2005, working with many junior, professional, and Olympic athletes from various sports...with IMG, specifically worked with 27 NFL first-round draft picks from 2001-05 and the Jacksonville Jaguars from 2002-05...also while at IMG Academies, served as an Adjunct Professor for Manatee Community College, teaching Mental Training and Development...earned a B.A. in psychology from Wichita State University and an M.A. in sport psychology from San Diego State University.



Chris Passarella

Director, Mental Conditioning

Begins his 18th season with the Yankees organization, having joined the club in 2008...begins his third year with the title of Director, leading the day-to-day activities of the mental conditioning department...is based out of the Yankees' Player Development Complex in Tampa, but travels throughout the team's minor league system during the season...also oversees the organization's mental conditioning program as it relates to the annual Major League Baseball First-Year Player Draft, conducting interviews with prospective amateur players prior to the July draft...earned a B.A. of psychology from the University of Indianapolis in 1999 and an M.S. in sport behavior and performance from Miami University (Ohio) in 2001.



Héctor González

Coordinator, Cultural Development

The 2025 season marks his 17th as the Yankees' Cultural Development Coordinator...is based out of the Yankees' Player Development Complex in Tampa...travels throughout the minor league system during the season to work with the organization's prospects, while also assisting Latin American players as they adjust to life in the United States...the former infielder is a native of Estado Miranda, Venezuela, and was selected by the Yankees in the 35th round of the 2003 First-Year Player Draft...spent five years in the Yankees' minor league system (2003-07)...graduated from Brito Miami Private School in Miami, Fla., and is currently attending Hillsborough Community College (Fla.).



David Schnabel

Video-Research Coordinator/Mental Conditioning Coach

Begins his 16th season with the Yankees organization...works with players, coaches, and staff throughout the organization on developing applied mental conditioning principles...coordinates the department's engagement in sports psychology research...also produces motivational and educational video content for individual players and team meetings...attended Vanderbilt University, where he earned a Bachelor of Music degree...in 2021, he earned a Master of Education degree from the University of Missouri in educational, school and counseling psychology with an emphasis in positive coaching and athletic leadership.



Noel Garcia

Mental Conditioning Coach

Begins his seventh season in the Yankees organization, having been hired in February 2019...in his role, assists with domestic and Latin players on the mental side of the game, as well as guiding Latin players in their transition to the United States...earned a Master of Science in sports exercise and performance psychology from Barry University (Fla.) in May 2018.





Aaron Barnett **Mental Conditioning Coach**

Begins his sixth season in the Yankees organization and his third as a Mental Conditioning Coach...in his role, supports players, coaches and staff throughout the minor leagues, including rehabbing players in Tampa...previously served as the Yankees' Major League Bullpen Catcher and Coaching Assistant for three seasons from 2020-22...earned a Master of Science in kinesiology and physical education with a specialization in sport psychology from Northern Illinois University...while at NIU, served as a Mental Performance Intern with the Manhattan College baseball team (2021)...prior to joining the Yankees, spent the 2019 season interning in the Mariners' player development department...played baseball at Pepperdine University (Calif.) from 2013-17, where he graduated with a degree in economics and a minor in applied mathematics.



Jonathan Schultz **Digital Media Specialist**

Begins his fourth season with the Yankees and his second as the organization's Digital Media Specialist...in his role, creates in-house motivational and educational videos for players and staff to reinforce and communicate Mental Conditioning topics and Performance Science-related content...prior to joining the Yankees, ran his own production company, Best Edit Productions, LLC, from 2021-24...served as a video editor at Moawad Consulting Group from 2015-21, producing hundreds of both team and individual motivational videos for athletes in the NFL, NCAA, MLB, NBA, NHL, UFC, MLS, WTA, NCAA, Olympic and Paralympic athletes, as well as prominent business leaders, Fortune 500 companies and elite performance organizations, such as the U.S. Special Operations Forces community...began his career as a video production intern at EXOS (formerly Athlete's Performance) where he helped produce performance videos and content throughout the 2014-15 seasons for Michigan football, Florida State football, Alabama football and the Memphis Grizzlies...graduated from East Carolina University in 2013 with a bachelor's degree in media production.

Yankees Support Staff



Rob Cucuzza **Equipment Manager**

Begins his 28th season as Home Clubhouse Manager...was named the 2010 MLB "Home Clubhouse Manager of the Year" as voted by his peers...has been a member of the Yankees organization since 1984, working as a Bat Boy (1984-86), Assistant Visiting Clubhouse Manager (1987-89) and Assistant Equipment Manager (1990-97)...the Bronx, N.Y., native is a 1985 graduate of Mount St. Michael Academy...is the son of former Visiting Clubhouse Manager, Lou Cucuzza, Sr.



Lou Cucuzza, Jr. **Director, Clubhouse Operations**

The 2025 season marks his 48th year in the New York Yankees organization, having started as a Bat Boy in 1978...was named the 2021 MLB "Visiting Clubhouse Manager of the Year" as voted by his peers, earning the title for the fourth time in his career (also 2006, '09-10)...currently serves as President of the Major League Baseball Clubhouse Managers Association...served as Equipment Manager on the 2014 MLB Japan Tour...earned a B.A. in public accounting from Iona College...worked five years as an auditor for the accounting firm of KPMG Peat Marwick (1987-91) and five years as Budgeting Manager for Melville Corporation (1992-96)...is a native of the Bronx, N.Y....is the son of former Visiting Clubhouse Manager, Lou Cucuzza, Sr.

Clubhouse Assistants

Cesar Caceres • Chris Cruz • David Cabrera • Rich Davis • Doug Fiedler • Joe Lee
Shaun O'Brien • Bryan Tavaraz • Edwin Tavaraz • Liam Turner





WE ARE NEW YORK

(IT'S IN OUR NAME)

From bridges and towers to subway lines and iconic buildings, for decades our association members have contributed to the beauty and well-being of the landmarks that make up our skyline and the infrastructure that keeps New York moving forward.

YOUR CITY IS OUR CITY AND WE'RE PROUD TO BE A PART OF IT.



New York
Structural Steel
Painting Contractors
Association Inc.

Kieran Ahern, President • Dan O'Connell, Legal Advisor • Jed Coldon, Director

nysspca.net

2025 New York Yankees 40-Man Roster

MANAGER: Aaron Boone (17)

COACHES: Brad Ausmus (68, Bench), Matt Blake (77, Pitching), Travis Chapman (75, First Base/Infield), Preston Claiborne (79, Assistant Pitching), Casey Dykes (78, Assistant Hitting), Mike Harkey (60, Bullpen), Pat Roessler (66, Assistant Hitting), Luis Rojas (67, Third Base/Outfield), James Rowson (82, Hitting), Tanner Swanson (76, Field Coordinator/Catching),

DIRECTOR OF HEALTH & PERFORMANCE: Eric Cressey DIRECTOR OF SPORTS MEDICINE & REHAB: Michael Schuh HEAD TRAINER: Tim Lentch

DIRECTOR OF MEDICAL SERVICES: Steve Donohue ASSISTANT ATHLETIC TRAINERS: Alfonso Mastaglio, Jimmy Downum MAJOR LEAGUE PHYSICAL THERAPIST: Joe Bello

HEAD TEAM PHYSICIAN: Dr. Christopher Ahmad SPRING TRAINING PHYSICIAN: Dr. Norman Castiglione MAJOR LEAGUE STRENGTH & CONDITIONING: Brett McCabe

ASSISTANT MAJOR LEAGUE STRENGTH & CONDITIONING: Larry Adegoke SENIOR DIRECTOR OF ORGANIZATIONAL PERFORMANCE: Chad Bohling

DIRECTOR OF PERFORMANCE NUTRITION: Drew Weisberg MASSAGE THERAPIST: Doug Cecil EQUIPMENT MANAGER: Rob Cucuzza

DIRECTOR OF CLUBHOUSE OPERATIONS: Lou Cucuzza, Jr. EXECUTIVE DIRECTOR OF TEAM TRAVEL & PLAYER SERVICES: Ben Tuleititz

VP OF COMMUNICATIONS & MEDIA RELATIONS: Jason Lillo INTERPRETER: Marlon Abreu EXECUTIVE DIRECTOR OF TEAM OPERATIONS: Mark Kafalas

DIRECTOR OF SECURITY OPERATIONS: Rob Gomez EXECUTIVE DIRECTOR OF TEAM SECURITY: Edward Pastorek

SENIOR DIRECTOR OF ADVANCE SCOUTING AND COLLEGE ASSISTANT: Brett Weber BULLPEN CATCHERS: Rainiero Coia, Peter Serruto

MAJOR LEAGUE VIDEO COORDINATOR: Dan Pane ASSISTANT DIRECTOR, ADVANCE SCOUTING: Tyler DeClerck MAJOR LEAGUE INFORMATION COORDINATOR: Ryan McLaughlin

(Roster as of Feb. 20, 2025)

#	PITCHERS (22)	B-T	HT.	WT.	BORN	BIRTHPLACE	2024 CLUB(S)	W-L	ERA	G	GS	CG	SV	IP	H	R	ER	BB	SO	SVC	
83	Arias, Michael	R-R	6-3	160	11/15/01	Santo Domingo, D.R.	Tennessee Iowa	3-0	3.75	16	0	0	1	24.0	24	10	12	26	0.000		
85	Beeter, Clayton	R-R	6-2	220	10/9/98	Fort Worth, Tex.	YANKEES Scranton/WB	3-2	5.45	33	0	0	4	36.1	40	24	22	36	46	0.011	
34	Brubaker, JT	R-R	6-3	180	11/17/93	Springfield, Ohio	Somersets Tampa FCL Yankees Somersets Scranton/WB	0-0	0.00	2	0	0	0	3.0	1	0	0	0	5	5.000	
45	Cole, Gerrit	R-R	6-4	220	9/8/90	Newport Beach, Calif.	Somersets Scranton/WB	0-0	0.00	1	1	0	0	4.0	1	2	2	1	0		
61	Cousins, Jake	R-R	6-4	195	7/14/94	St. Charles, Ill.	YANKEES Scranton/WB	0-0	0.00	1	1	0	0	4.1	2	1	0	0	10		
63	Cruz, Fernando	S-R	6-2	237	3/28/90	Bayamón, P.R.	YANKEES CINCINNATI	8-5	3.41	17	17	0	0	95.0	78	38	36	29	9.9	2.091	
73	De los Santos, Yerry	R-R	6-3	230	12/12/97	Samaná, D.R.	Scranton/WB	2-2	4.12	51	1	0	4	59.0	66	35	27	19	55	1.019	
57	Effross, Scott	R-R	6-2	202	12/28/93	Twinsburg, Ohio	Tampa Scranton/WB	1-0	0.00	2	0	0	0	3.0	1	0	0	0	4	2.154	
54	Fried, Max	L-L	6-4	190	1/18/94	Santa Monica, Calif.	YANKEES	7-1	2.78	27	0	0	1	32.1	25	12	10	9	28		
81	Gil, Luis	R-R	6-2	185	6/3/98	Azua, D.R.	YANKEES	0-0	0.00	3	0	0	0	3.1	3	2	2	2	2		
94	Gómez, Yoendrys	R-R	6-3	175	10/15/99	Nirgua, VZ	ATLANTA YANKEES	11-10	3.25	29	29	2	0	174.1	146	71	63	57	166	6.148	
94	Gómez, Yoendrys	R-R	6-3	175	10/15/99	Nirgua, VZ	YANKEES	15-7	3.50	29	29	0	0	151.2	104	60	59	77	171	2.073	
71	Hamilton, Ian	R-R	6-1	200	6/16/95	Dover, N.H.	Somersets Scranton/WB	0-0	0.00	1	0	0	0	3.2	4	3	3	2	6		
97	Headrick, Brent	L-L	6-6	235	12/17/97	Joliet, Ill.	YANKEES	0-0	0.00	1	0	0	0	1.1	2	0	0	0	0		
41	Hill, Tim	R-L	6-4	210	2/10/90	Mission Hills, Calif.	St. Paul Fort Myers MINNESOTA	1-0	2.00	6	1	0	0	18.0	14	7	4	6	23	0.075	
56	Leiter Jr., Mark	R-R	6-0	210	3/13/91	Fort Lauderdale, Fla.	CHICAGO-AL YANKEES	0-0	0.00	1	1	0	0	1.2	0	0	0	0	0		
43	Loaisiga, Jonathan	R-R	5-11	195	11/2/94	Managua, NI	CHICAGO-NL YANKEES	3-0	2.05	35	0	0	0	44.0	36	13	10	9	18		
55	Rodon, Carlos	L-L	6-2	255	12/10/92	Miami, Fla.	CHICAGO-NL YANKEES	2-4	4.21	39	0	0	0	36.1	27	20	17	13	53	4.031	
36	Schmidt, Clarke	R-R	6-1	200	2/20/96	El Toro, Calif.	YANKEES	2-1	4.98	21	0	0	0	21.2	28	14	12	9	33		
0	Stroman, Marcus	R-R	5-7	180	5/1/91	Medford, N.Y.	YANKEES	1-0	0.00	3	0	0	0	4.0	7	0	0	1	3	6.022	
98	Warren, Will	R-R	6-2	200	6/16/99	Brandon, Miss.	YANKEES	16-9	3.96	32	32	0	0	175.0	157	81	77	57	195	9.168	
30	Weaver, Luke	R-R	6-2	180	8/21/93	DeLand, Fla.	YANKEES	5-5	2.85	16	16	0	0	85.1	71	37	37	30	93	3.148	
38	Williams, Devin	R-R	6-2	193	9/21/94	St. Louis, Mo.	Somersets Scranton/WB	0-0	0.00	3	2	0	0	8.1	4	3	3	1	13		
0	Stroman, Marcus	R-R	5-7	180	5/1/91	Medford, N.Y.	YANKEES	0-0	0.00	1	1	0	0	3.0	3	1	1	1	5		
98	Warren, Will	R-R	6-2	200	6/16/99	Brandon, Miss.	Scranton/WB	10-9	4.31	30	29	0	1	154.2	167	81	74	60	113	10.026	
30	Weaver, Luke	R-R	6-2	180	8/21/93	DeLand, Fla.	YANKEES	6-5	5.91	23	23	0	0	109.2	114	79	72	39	136	0.016	
38	Williams, Devin	R-R	6-2	193	9/21/94	St. Louis, Mo.	YANKEES	0-3	10.32	6	5	0	0	22.3	33	27	26	10	29		
0	Stroman, Marcus	R-R	5-7	180	5/1/91	Medford, N.Y.	YANKEES	7-3	2.89	62	0	0	4	84.0	52	28	27	26	103	7.112	
38	Williams, Devin	R-R	6-2	193	9/21/94	St. Louis, Mo.	YANKEES	0-0	0.00	1	0	0	0	1.0	0	0	0	0	3	5.056	
0	Stroman, Marcus	R-R	5-7	180	5/1/91	Medford, N.Y.	Nashville MILWAUKEE	0-0	0.00	3	0	0	0	3.0	1	0	0	2	3		
0	Stroman, Marcus	R-R	5-7	180	5/1/91	Medford, N.Y.	MILWAUKEE	1-0	1.25	22	0	0	14	21.2	10	3	3	11	38		
#	CATCHERS (4)	B-T	HT.	WT.	BORN	BIRTHPLACE	2024 CLUB(S)	AVG	G	AB	R	H	2B	3B	HR	RBI	BB	SO	SB	SVC	
79	Escarra, J.C.	L-R	6-3	220	4/24/95	Hialeah, Fla.	Somersets Scranton/WB	.233	72	257	41	60	18	3	4	30	28	38	1	0.000	
93	Rice, Ben	L-R	6-2	228	2/22/99	Cohasset, Mass.	Somersets Scranton/WB	.261	49	180	36	47	9	0	12	26	32	46	8	0.076	
97	Rodriguez, Jesus	R-R	5-10	208	4/23/02	La Victoria, VZ	YANKEES Hudson Valley Somersets	.394	30	109	29	32	4	0	12	33	25	26	2	0.000	
28	Wells, Austin	L-R	6-2	220	7/12/99	Scottsdale, Ariz.	YANKEES	.171	50	152	20	26	6	0	7	23	20	48	0		
28	Wells, Austin	L-R	6-2	220	7/12/99	Scottsdale, Ariz.	YANKEES	.332	56	211	39	70	14	4	5	33	29	30	7		
28	Wells, Austin	L-R	6-2	220	7/12/99	Scottsdale, Ariz.	YANKEES	.226	23	84	9	19	1	0	5	14	4	19	2		
28	Wells, Austin	L-R	6-2	220	7/12/99	Scottsdale, Ariz.	YANKEES	.229	115	354	42	81	18	1	13	55	47	87	1	1.031	
#	INFIELDERS (8)	B-T	HT.	WT.	BORN	BIRTHPLACE	2024 CLUB(S)	AVG	G	AB	R	H	2B	3B	HR	RBI	BB	SO	SB	SVC	
95	Cabrera, Oswaldo	S-R	6-0	200	3/1/99	Guaranés, VZ	YANKEES	.247	109	299	47	74	11	0	8	36	21	63	4	2.053	
13	Chisholm Jr., Jazz	L-R	5-11	184	2/1/98	Nassau, Bahamas	MIAMI	.249	101	386	46	96	14	4	13	50	39	107	22	4.075	
48	Goldschmidt, Paul	R-R	6-2	225	9/10/87	Wilmington, Del.	YANKEES	.273	46	176	28	48	7	0	11	23	14	45	18		
26	LeMahieu, DJ	R-R	6-4	220	7/13/88	Visalia, Calif.	ST. LOUIS SOMERSETS	.254	154	599	70	147	33	1	22	65	47	173	11	13.059	
26	LeMahieu, DJ	R-R	6-4	220	7/13/88	Visalia, Calif.	Scranton/WB	.300	3	12	2	2	0	0	0	0	0	0	0	12.128	
91	Peraza, Oswald	R-R	6-0	200	6/15/00	Barquisimeto, VZ	Hudson Valley Scranton/WB YANKEES	.286	2	7	1	2	1	0	0	1	0	1	0		
91	Peraza, Oswald	R-R	6-0	200	6/15/00	Barquisimeto, VZ	YANKEES	.000	2	5	1	0	0	0	0	0	2	1	0		
91	Peraza, Oswald	R-R	6-0	200	6/15/00	Barquisimeto, VZ	Tampa Somersets Scranton/WB	.400	67	201	19	41	5	0	2	26	19	35	0	1.014	
91	Peraza, Oswald	R-R	6-0	200	6/15/00	Barquisimeto, VZ	YANKEES	.125	5	16	4	2	0	0	2	2	4	7	1		
89	Shewmake, Braden	L-R	6-4	200	11/19/97	Wylie, Tex.	YANKEES	.246	92	350	62	86	13	0	13	60	43	85	24		
90	Vivas, Jorbit	L-R	5-10	171	3/9/01	Puerto Cabello, VZ	YANKEES	.125	25	64	4	8	2	0	0	1	1	10	5	0.065	
90	Vivas, Jorbit	L-R	5-10	171	3/9/01	Puerto Cabello, VZ	Charlotte Scranton/WB	.152	10	33	2	5	1	0	0	0	2	0	7	0	
90	Vivas, Jorbit	L-R	5-10	171	3/9/01	Puerto Cabello, VZ	YANKEES	.225	93	347	57	78	18	2	9	45	58	70	20	0.003	
90	Vivas, Jorbit	L-R	5-10	171	3/9/01	Puerto Cabello, VZ	Tampa	.091	4	11	2	1	0	0	0	0	0	3	3	1	
90	Vivas, Jorbit	L-R	5-10	171	3/9/01	Puerto Cabello, VZ	Hudson Valley YANKEES	.313	4	16	4	5	1	0	0	5	2	3	0		
11	Volpe, Anthony	R-R	5-11	197	4/28/01	New York, N.Y.	YANKEES	.243	160	637	90	155	27	7	12	60	42	156	28	2.000	
#	OUTFIELDERS (6)	B-T	HT.	WT.	BORN	BIRTHPLACE	2024 CLUB(S)	AVG	G	AB	R	H	2B	3B	HR	RBI	BB	SO	SB	SVC	
35	Bellinger, Cody	L-L	6-3	204	7/13/95	Scottsdale, Ariz.	CHICAGO-NL	.266	130	516	72	137	23	3	18	78	45	89	9	7.160	
24	Dominguez, Jasson	S-R	5-10	218	2/7/03	Esperanza, D.R.	Tampa Somersets Scranton/WB	.385	4	13	2	5	1	0	0	2	4	3	0.0130		
24	Dominguez, Jasson	S-R	5-10	218	2/7/03	Esperanza, D.R.	YANKEES	.316	10	38	8	12	0	0	4	8	2	11	1		
24	Dominguez, Jasson	S-R	5-10	218	2/7/03	Esperanza, D.R.	Scranton/WB	.309	44	175	33	54	7	1	7	25	16	36	15		
12	Grisham, Trent	L-L	5-11	221	1/1/96	Burlington, Tex.	YANKEES	.179	18	56	8	10	1	0	2	4	11	19	5		
99	Judge, Aaron	R-R	6-7	282	4/26/92	Linden, Calif.	YANKEES	.199	76	179	21	34	8	0	9	31	22	57	5.060		
80	Pereira, Everson	R-R	5-11	203	4/10/01	Cabudare, VZ	YANKEES	.322	158	559	122	180	36	1	58	144	133	171	10.8051		
27	Stanton, Giancarlo	R-R	6-6	245	11/8/89	Panorama, Calif.	Scranton/WB	.265	40	162	33	43	8	1	10	27	16	59	5	0.041	
27	Stanton, Giancarlo	R-R	6-6	245	11/8/89	Panorama, Calif.	YANKEES	.233	114	417	49	97	20	0	27	72	38	143	0.1418		



2025 Yankees Spring Training Invitees

#	PITCHERS (17)	B-T	HT.	WT.	BORN	BIRTHPLACE	2024 CLUB(S)	W-L	ERA	G/GS	IP	R/ER	SO	SVC	Numerical Roster		
96	Boyle, Sean	R-R	6-1	210	10/29/96	Selden, N.Y.	FCL Yankees	0-0	12.00	2/2	3.0	4/4	3	0.000	0 Marcus Stroman.....RHP		
							Hudson Valley	1-0	1.29	4.0	7.0	1/1	7		11 Anthony Volpe.....INF		
65	Brewer, Colten	R-R	6-4	234	10/29/92	Dallas, Tex.	Somerset	3-1	3.27	10.0	11.0	4/4	12		12 Trent Grisham.....OF		
							Iowa	0-3	2.00	16.0	18.0	7/4	20	3.063	13 Jazz Chisholm Jr.....INF		
59	Carrasco, Carlos	R-R	6-4	224	3/21/87	Barquisimeto, VZ	CHICAGO-NL	0-0	5.66	16.0	20.2	16/13	22		17 Aaron Boone.....MGR		
							CLEVELAND	3-10	5.56	21/21	103.2	68/65	89	13.147	18 Andrew Velazquez*.....INF/OF		
							Akron	0-1	6.00	1/1	3.0	2/2	3		19 Pablo Reyes*.....INF/OF		
86	Hampton, Chase	R-R	6-2	225	8/7/01	Kilgore, Tex.	Columbus	0-0	2.45	1/1	3.2	1/1	3		22 Dominic Smith*.....INF/OF		
							FCL Yankees	0-0	2.70	2/2	3.1	1/1	4	0.000	22 Dominic Smith*.....INF/OF		
							Tampa	0-1	3.72	3/3	9.2	4/5	8		24 Jasson Dominguez.....OF		
64	Hartlieb, Geoff	R-R	6-5	250	12/9/93	Highland, Ill.	Somerset	0-0	0.00	2/2	5.2	0/0	4		26 DJ LeMahieu.....INF		
							Albuquerque	5-1	5.47	41/0	54.1	35/33	56	1.158	27 Giancarlo Stanton.....DH/OF		
92	Hernández, Cristian	R-R	6-2	235	9/23/00	Cumana, VZ	COLORADO	0-0	9.00	5/0	9.0	10/9	7		28 Austin Wells.....C		
							Clearwater	0-0	14.73	3/0	3.2	6/6	3	0.000	30 Luke Weaver.....RHP		
							Jersey Shore	0-0	0.00	6/0	8.0	0/0	10		34 JT Brubaker.....RHP		
							Reading	1-3	3.19	31/1	42.1	16/15	44		35 Cody Bellinger.....OF		
87	Leal, Erick	R-L	6-3	230	3/17/95	Valencia, VZ	Did Not Pitch							0.000	36 Clarke Schmidt.....RHP		
89	Leibrandt, Brandon	L-L	6-4	215	12/13/92	Alpharetta, Ga.	Louisville	3-4	4.41	17/17	83.2	43/41	80	0.126	38 Devin Williams.....RHP		
							CINCINNATI	0-0	9.95	2/0	6.1	7/7	2		38 Devin Williams.....RHP		
68	Matzek, Tyler	L-L	6-3	210	10/19/90	Laguna Beach, Calif.	ATLANTA	0-0	9.90	11/0	10.0	11/11	10	6.003	39 Alex Jackson*.....C		
							Sacramento	0-0	5.79	5/0	4.2	4/3	3		41 Tim Hill.....LHP		
84	Pestana, Leonardo	R-R	6-4	240	7/30/98	Guatire, VZ	Hudson Valley	1-0	1.86	6/0	9.2	2/2	15	0.000	43 Jonathan Loáisiga.....RHP		
							Somerset	0-0	3.18	2/0	22.2	8/8	28		45 Gerrit Cole.....RHP		
72	Reyzelman, Eric	R-R	6-2	230	6/27/01	San Ramon, Calif.	FCL Yankees	0-0	0.00	4/1	5.2	0/0	9	0.000	48 Paul Goldschmidt.....INF		
							Hudson Valley	0-0	0.00	6/0	9.2	0/0	9	0.000	48 Paul Goldschmidt.....INF		
							Somerset	1-1	1.93	21/0	23.1	6/5	37		54 Max Fried.....LHP		
74	Rodríguez, Wilking	R-R	6-1	160	3/2/90	Puerto Cabello, VZ	Memphis	0-0	5.73	12/0	11.0	7/7	15	1.008	55 Carlos Rodón.....LHP		
							Palm Beach	0-1	13.50	1/1	0.2	1/1	2		56 Mark Leiter Jr.....RHP		
70	Sandridge, Jayvien	L-L	6-4	246	2/11/99	Hagerstown, Md.	San Antonio	3-3	3.38	21/0	21.1	9/8	39	0.000	57 Scott Effross.....RHP		
							El Paso	1-1	4.76	3/10	39.2	24/21	56		58 Rob Zastryzny*.....LHP		
76	Schlittler, Cam	R-R	6-6	215	2/5/01	Weymouth, Mass.	Hudson Valley	6-4	2.60	17/17	86.2	34/25	108	0.000	59 Carlos Carrasco*.....RHP		
							Scranton/WB	0-0	21.60	1/1	1.2	5/4	3		60 Mike Harkey.....BULLPEN		
							Somerset	2-4	4.45	7/5	32.1	19/16	43		61 Jake Cousins.....RHP		
77	Stevens, Kevin	R-R	6-2	225	1/26/98	Anderson, Ind.	Somerset	4-0	2.54	31/0	39.0	11/11	56	0.000	62 Allan Winans*.....RHP		
62	Winans, Allan	R-R	6-2	182	8/10/95	Bakersfield, Calif.	Gwinnett	7-5	3.30	24/16	114.2	44/42	100	0.031	63 Fernando Cruz.....RHP		
							ATLANTA	0-2	15.26	2/2	7.2	14/13	4		64 Geoff Hartlieb*.....RHP		
58	Zastryzny, Rob	R-L	6-3	230	3/26/92	Edmonton, Canada	Nashville	4-0	3.03	30/0	25.2	10/10	39	1.157	65 Colten Brewer*.....RHP		
							MILWAUKEE	1-0	1.17	3/0	7.2	1/1	5		66 Ronald Hernández*.....C		
#	CATCHERS (4)	B-T	HT.	WT.	BORN	BIRTHPLACE	2024 CLUB(S)	AVG	G	AB	H	HR	BI	BB	SO	SVC	
82	Flores, Rafael	R-R	6-4	230	11/7/00	Anaheim, Calif.	Hudson Valley	.285	57	193	55	6	35	38	55	0.000	66 Pat Roessler.....ASST-HITTING
							Somerset	.274	65	241	66	15	33	28	73		67 Luis Rojas.....THIRD BASE
66	Hernández, Ronaldo	R-R	6-1	230	11/11/97	Ajijón, Colombia	Reno	.311	63	219	68	11	36	11	36	0.004	68 Brad Ausmus.....BENCH
39	Jackson, Alex	R-R	6-2	215	12/25/95	San Diego, Calif.	Durham	.238	28	105	25	8	20	12	27	2.123	68 Tyler Matzek*.....LHP
							TAMPA BAY	.122	58	139	17	3	12	12	51		68 Tyler Matzek*.....LHP
88	Martínez, Omar	L-R	5-11	230	7/5/01	San Félix, VZ	Hudson Valley	.238	104	349	83	13	41	73	101	0.000	68 Tyler Matzek*.....LHP
#	INFELDERS (6)	B-T	HT.	WT.	BORN	BIRTHPLACE	2024 CLUB(S)	AVG	G	AB	H	HR	BI	BB	SO	SVC	
84	Arias, Roderick	S-R	6-2	196	9/30/04	Santo Domingo, D.R.	Tampa	.223	124	472	110	13	74	68	171	0.000	68 Tyler Matzek*.....LHP
96	Lombard Jr., George	R-R	6-3	205	6/2/05	Miami, Fla.	Tampa	.232	81	310	72	5	37	47	88	0.000	68 Tyler Matzek*.....LHP
							Hudson Valley	.226	29	115	26	0	8	14	2		68 Tyler Matzek*.....LHP
19	Reyes, Pablo	R-R	5-8	175	9/5/93	Santo Domingo, D.R.	BOSTON	.183	21	60	11	0	5	3	19	2.096	68 Tyler Matzek*.....LHP
							Worcester	.462	5	13	6	1	4	4	3		68 Tyler Matzek*.....LHP
							Syracuse	.290	63	217	63	11	38	29	36		68 Tyler Matzek*.....LHP
							NEW YORK-NL	.000	1	0	0	0	0	0	0		68 Tyler Matzek*.....LHP
86	Rumfield, T.J.	L-R	6-5	235	5/17/00	Richmond, Va.	Somerset	.321	8	28	9	0	2	6	4	0.000	68 Tyler Matzek*.....LHP
							Scranton/WB	.292	114	421	123	15	71	43	78		68 Tyler Matzek*.....LHP
22	Smith, Dominic	L-L	6-0	239	6/15/95	Los Angeles, Calif.	Durham	.263	21	80	21	2	11	8	26	6.034	68 Tyler Matzek*.....LHP
							BOSTON	.237	84	249	59	6	34	25	65		68 Tyler Matzek*.....LHP
							CINCINNATI	.192	9	28	5	0	0	3	11		68 Tyler Matzek*.....LHP
18	Velazquez, Andrew	S-R	5-9	165	7/14/94	Bronx, N.Y.	Gwinnett	.242	118	429	104	16	48	34	157	3.033	68 Tyler Matzek*.....LHP
#	OUTFIELDERS (4)	B-T	HT.	WT.	BORN	BIRTHPLACE	2024 CLUB(S)	AVG	G	AB	H	HR	BI	BB	SO	SVC	
87	Davis, Brennan	R-R	6-4	212	11/2/99	Chandler, Ariz.	South Bend	.250	8	28	7	3	4	6	9	0.017	68 Tyler Matzek*.....LHP
							Iowa	.214	471	145	31	11	28	23	42		68 Tyler Matzek*.....LHP
70	Ellis, Duke	L-L	6-2	180	1/16/98	Shreveport, La.	Birmingham	.258	39	120	31	1	12	13	31	0.037	68 Tyler Matzek*.....LHP
							CHICAGO-AL	.000	8	4	0	0	0	0	2		68 Tyler Matzek*.....LHP
							Charlotte	.125	2	8	1	0	0	0	2		68 Tyler Matzek*.....LHP
							Binghamton	.233	2	6	2	0	0	0	1		68 Tyler Matzek*.....LHP
							Tacoma	.212	32	104	22	4	20	11	30		68 Tyler Matzek*.....LHP
							Scranton/WB	.000	8	6	0	0	0	0	3		68 Tyler Matzek*.....LHP
							YANKEES	.1000	3	1	1	0	0	0	3		68 Tyler Matzek*.....LHP
78	Jones, Spencer	L-L	6-6	240	5/14/01	Encinitas, Calif.	Somerset	.259	122	482	125	17	78	54	200	0.000	68 Tyler Matzek*.....LHP
94	Munguia, Ismael	L-L	5-8	175	10/19/98	Chinandega, NI	Sacramento	.250	50	144	36	2	17	22	23	0.000	68 Tyler Matzek*.....LHP
							Richmond	.317	43	167	53	5	21	15	14		68 Tyler Matzek*.....LHP

New York Yankees Pronunciation Guide

Michael Arias.....AH-ree-ahs
 Roderick Arias.....AH-ree-ahs
 Brad Ausmus.....AWSS-muss
 JT Brubaker.....BROO-bay-ker
 Yerry de los Santos.....Yairry
 Luis Gil.....HEEL
 Brent Headrick.....HED-rick
 Erick Leal.....leh-AHL
 Brandon Leibrandt.....LEE-brant
 DJ LeMahieu.....leh-MAY-hyoo
 Jonathan Loáisiga.....loh-AYE-see-gah

Ismael Munguia.....IS-muh-el moon-GHEE-uh
 Everson Pereira.....peh-RAY-ruh
 Eric Reyzelman.....RAY-zil-man
 Carlos Rodón.....roe-DOHN
 Wilking Rodríguez.....WIL-keeng
 Jayvien Sandridge.....JAY-vee-en SAND-ridg
 Jorbit Vivas.....JOR-beet BEE-bas
 Anthony Volpe.....VOLE-pee
 Allan Winans.....WHY-nans
 Rob Zastryzny.....zah-STRIZ-nee

0 Marcus Stroman.....RHP
 11 Anthony Volpe.....INF
 12 Trent Grisham.....OF
 13 Jazz Chisholm Jr.....INF
 17 Aaron Boone.....MGR
 18 Andrew Velazquez*.....INF/OF
 19 Pablo Reyes*.....INF/OF
 22 Dominic Smith*.....INF/OF
 22 Jasson Dominguez*.....OF
 26 DJ LeMahieu.....INF
 27 Giancarlo Stanton.....DH/OF
 28 Austin Wells.....C
 30 Luke Weaver.....RHP
 34 JT Brubaker.....RHP
 35 Cody Bellinger.....OF
 36 Clarke Schmidt.....RHP
 38 Devin Williams.....RHP
 39 Alex Jackson*.....C
 41 Tim Hill.....LHP
 43 Jonathan Loáisiga.....RHP
 45 Gerrit Cole.....RHP
 48 Paul Goldschmidt.....INF
 54 Max Fried.....LHP
 55 Carlos Rodón.....LHP
 56 Mark Leiter Jr.....RHP
 57 Scott Effross.....RHP
 58 Rob Zastryzny*.....LHP
 59 Carlos Carrasco*.....RHP
 60 Mike Harkey.....BULLPEN
 61 Jake Cousins.....RHP
 62 Allan Winans*.....RHP
 63 Fernando Cruz.....RHP
 64 Geoff Hartlieb*.....RHP
 65 Colten Brewer*.....RHP
 66 Ronald Hernández*.....C
 66 Pat Roessler.....ASST-HITTING
 67 Luis Rojas.....THIRD BASE
 68 Brad Ausmus.....BENCH
 68 Tyler Matzek*.....LHP
 68 Duke Ellis*.....OF
 70 Jayvien Sandridge*.....LHP
 71 Ian Hamilton.....RHP
 72 Eric Reyzelman*.....RHP
 73 Yerry de los Santos.....RHP
 74 Wilking Rodríguez*.....RHP
 75 Travis Chapman.....FIRST BASE
 76 Cam Schlittler*.....RHP
 76 Tanner Swanson.....ML F
 77 Matt Blake.....PITCHING
 77 Kevin Stevens*.....RHP
 78 Casey Dykes.....ASST-HITTING
 78 Spencer Jones*.....OF
 79 Preston Claiborne.....ASST. PITCHING
 79 J.C. Escarra.....C
 80 Everson Pereira.....OF
 81 Luis Gil.....RHP
 82 Rafael Flores*.....C
 82 James Rowson.....HITTING
 83 Michael Arias.....RHP
 84 Roderick Arias*.....INF
 84 Leonardo Pestana*.....RHP
 85 Clayton Beeter.....RHP
 86 Chase Hampton*.....RHP
 86 T.J. Rumfield*.....INF
 87 Brennan Davis*.....OF
 87 Erick Leal*.....RHP
 88 Omar Martínez*.....C
 89 Brandon Leibrandt*.....LHP
 89 Braden Shewmake.....INF
 90 Jorbit Vivas.....INF
 91 Oswald Peraza.....INF
 92 Cristian Hernández*.....RHP
 93 Ben Rice.....C
 94 Yoendrys Gómez.....RHP
 94 Ismael Munguia*.....OF
 95 Oswaldo Cabrera*.....INF/OF
 96 Sean Boyle*.....RHP
 96 George Lombard Jr.*.....INF
 97 Brent Headrick.....LHP
 97 Jesús Rodríguez.....C
 98 Will Warren.....RHP
 99 Aaron Judge.....OF
 *Non-roster invitee



How the Yankees Were Built

SIGNED AS A FREE AGENT (13):

Gerrit Cole	December 18, 2019
Yerry de los Santos	November 17, 2023
J.C. Escarra	January 11, 2024
Max Fried	December 18, 2024
Paul Goldschmidt	January 6, 2025
Ian Hamilton	January 27, 2023
Tim Hill	February 8, 2025
Aaron Judge*	December 20, 2022
DJ LeMahieu	January 27, 2021
Jonathan Loáisiga	December 29, 2024
Carlos Rodón	December 21, 2022
Marcus Stroman	January 17, 2024
Luke Weaver	January 19, 2024

SELECTED IN FIRST-YEAR PLAYER DRAFT (5):

Ben Rice	June 2021, 12th round
Clarke Schmidt	June 2017, 1st round
Anthony Volpe	June 2019, 1st round
Will Warren	June 2021, 8th round
Austin Wells	June 2020, 1st round

SIGNED AS A NON-DRAFTED FREE AGENT (6):

Oswaldo Cabrera	July 2, 2015
Jasson Domínguez	July 2, 2019
Yoendrys Gómez	July 2, 2016
Oswald Peraza	July 2, 2016
Everson Pereira	July 2, 2017
Jesús Rodríguez	July 2, 2018

CLAIMED OFF WAIVERS (2):

Braden Shewmake	February 5, 2025
Brent Headrick	February 11, 2025

(40-man roster as of 2/11/2025)

* Originally selected by the Yankees in the First-Year Player Draft.

NOTE: Free agent dates listed are for a player's most recent contract

ACQUIRED BY TRADE (14):

PLAYER	FROM	DATE	IN EXCHANGE FOR
Michael Arias	Chicago-NL	January 15, 2025	Cash considerations
Clayton Beeter	Los Angeles-NL	August 2, 2022	OF Joey Gallo
Cody Bellinger-a	Chicago-NL	December 17, 2024	RHP Cody Poteet
JT Brubaker-b	Pittsburgh	March 29, 2024	INF Keiner Delgado
Jazz Chisholm Jr.	Miami	July 27, 2024	C Agustín Ramírez, INF Abrahán Ramírez
Jake Cousins	Chicago-AL	March 31, 2024	Cash considerations
Fernando Cruz-c	Cincinnati	December 20, 2024	C Jose Trevino
Scott Effross	Chicago-NL	August 1, 2022	RHP Hayden Wesneski
Luis Gil	Minnesota	March 16, 2018	OF Jake Cave
Trent Grisham-d	San Diego	December 6, 2023	Five players
Mark Leiter Jr.	Chicago-NL	July 30, 2024	INF Benjamin Cowles, RHP Jack Neely
Giancarlo Stanton-e	Miami	December 11, 2017	Three players
Jorbit Vivas-f	Los Angeles-NL	December 11, 2023	INF Trey Sweeney
Devin Williams	Milwaukee	December 13, 2024	LHP Nestor Cortes, INF Caleb Durbin

- a - Acquired OF Cody Bellinger and cash considerations from Chicago-NL in exchange for RHP Cody Poteet.
b - Acquired RHP JT Brubaker and international signing pool money from Pittsburgh with international signing bonus money in exchange for a player to be named later (INF Keiner Delgado).
c - Acquired RHP Fernando Cruz and C Alex Jackson from Cincinnati in exchange for C Jose Trevino.
d - Acquired OF Juan Soto and OF Trent Grisham from San Diego in exchange for RHP Michael King, C Kyle Higashioka, RHP Randy Vásquez, RHP Jhony Brito and RHP Drew Thorpe.
e - Acquired from Miami with cash considerations in exchange for INF Starlin Castro, RHP Jorge Guzman and INF Jose Devers.
f - Acquired LHP Víctor González and INF Jorbit Vivas from Los Angeles-NL in exchange for INF Trey Sweeney.

2025 Yankees Birthdays

January

Max Fried	1/18/1994
Preston Claiborne	1/21/1988
Casey Dykes	1/27/1990

February

Jazz Chisholm Jr.	2/1/1998
Jasson Domínguez	2/7/2003
Tim Hill	2/10/1990
Clarke Schmidt	2/20/1996
Ben Rice	2/22/1999

March

Oswaldo Cabrera	3/1/1999
Aaron Boone	3/9/1973
Jorbit Vivas	3/9/2001
Mark Leiter Jr.	3/13/1991
Fernando Cruz	3/28/1990

April

Everson Pereira	4/10/2001
Brad Ausmus	4/14/1969
Jesús Rodríguez	4/23/2002
J.C. Escarra	4/24/1995
Aaron Judge	4/26/1992
Anthony Volpe	4/28/2001

May

Marcus Stroman	5/1/1991
Matt Blake	5/14/1985

June

Luis Gil	6/3/1998
Travis Chapman	6/5/1978
Oswald Peraza	6/15/2000
Ian Hamilton	6/16/1995
Will Warren	6/16/1999

July

Austin Wells	7/12/1999
DJ LeMahieu	7/13/1988
Cody Bellinger	7/13/1995
Jake Cousins	7/14/1994

August

Luke Weaver	8/21/1993
Tanner Swanson	8/31/1982

September

Luis Rojas	9/1/1981
Gerrit Cole	9/8/1990
Paul Goldschmidt	9/10/1987
James Rowson	9/12/1976
Devin Williams	9/21/1994

October

Clayton Beeter	10/9/1998
Yoendrys Gómez	10/15/1999
Mike Harkey	10/25/1966

November

Trent Grisham	11/1/1996
Jonathan Loáisiga	11/2/1994
Giancarlo Stanton	11/8/1989
Michael Arias	11/15/2001
JT Brubaker	11/17/1993
Braden Shewmake	11/19/1997

December

Carlos Rodón	12/10/1992
Yerry de los Santos	12/12/1997
Brent Headrick	12/17/1997
Pat Roessler	12/27/1959
Scott Effross	12/28/1993

(Includes all coaches and players on the 40-man roster as of 2/20/2025)



Golf Islip



www.islipny.gov

www.brentwoodccgolf.com

www.gullhavengolf.com

www.holbrookccgolf.com



MICHAEL ARIAS • RHP

83

HT: 6-3 • **WT:** 160 • **BATS:** R • **THROWS:** R
BIRTHDATE: 11/15/01 • **OPENING DAY AGE:** 23
BIRTHPLACE: Santo Domingo, D.R.
RESIDES: Santo Domingo, D.R.
M.L. SERVICE: None (Rookie)



STATUS

- Acquired by the Yankees from the Chicago Cubs in exchange for cash considerations on January 15, 2025.

2024

- Combined to go 6-2 with five saves and a 4.77 ERA (60.1IP, 64H, 34R/32ER, 48BB, 72K, 5HR) in 49 relief appearances with Double-A Tennessee and Triple-A Iowa...his 49 appearances were tied for the most among Cubs farmhands.
- Began the season with Double-A Tennessee, going 3-0 with one save and a 3.75 ERA (24.0IP, 24H, 10R/ER, 12BB, 26K, 2HR) in 16 relief appearances...was promoted to Triple-A Iowa on 5/29 and went 3-2 with four saves and a 5.45 ERA (36.1IP, 40H, 24R/22ER, 36BB, 46K, 3HR) in 33 relief appearances.
- Following the season, appeared in one game for the Tigres del Licey in the Dominican Winter League (0.2IP, 1HP).
- Was designated for assignment on 1/12/25...was acquired by the Yankees from the Chicago Cubs in exchange for cash considerations on 1/15/25.

2023

- Combined to go 1-10 with a 4.09 ERA (81.1IP, 66H, 39R/37ER, 51BB, 110K, 3HR) in 22 starts with Single-A Myrtle Beach and High-A South Bend...among Cubs minor leaguers, ranked fourth in strikeouts and was tied for sixth in starts.
- Started the season with Single-A Myrtle Beach, going 1-4 with a 2.55 ERA (42.1IP, 24H, 12R/ER, 25BB, 64K, 1HR) in 11 starts...was named the Carolina League "Pitcher of the Week" from 5/29-6/4 after tossing 5.0 hitless innings on 5/31 vs. Salem (2BB, 6K, 1BK).
- Was promoted to High-A South Bend on 6/27 and went 0-6 with a 5.77 ERA (39.0IP, 42H, 27R/25ER, 26BB, 46K, 2HR) in 11 starts.
- Was added to the Cubs' 40-man roster on 11/14.

2022

- In 10 combined starts with the ACL Cubs and Single-A Myrtle Beach, went 0-4 with a 4.76 ERA (17.0IP, 9H, 12R/9ER, 22BB, 23K, 2HR).
- Began the season with the ACL Cubs, going 0-3 with a 4.85 ERA (13.0IP, 5H, 9R/7ER, 16BB, 18K, 2HR) in eight starts...was promoted to Single-A Myrtle Beach on 8/26 and went 0-1 with a 4.50 ERA (4.0IP, 4H, 3R/2ER, 6BB, 5K, 0HR).

2021

- Signed a minor league contract with the Cubs on 1/15 and made his professional debut with the DSL Cubs Blue, going 4-1 with three saves and a 3.09 ERA (23.1IP, 16H, 11R/8ER, 14BB, 22K, 2HR) in 16 relief appearances.

2020

- Did not pitch due to the COVID-19 Pandemic.
- Was released by Toronto on 5/29.

2019

- Did not pitch.

PERSONAL

- Full name is Michael Alexander Arias Hernández.

Arias' Career Pitching Record

Year	Club	W	L	ERA	G	GS	CG	SHO	SV	IP	H	R	ER	HR	HP	BB	SO	WP	BK
2019																			
2020																			
2021	DSL Cubs Blue	4	1	3.09	16	0	0	0	3	23.1	16	11	8	2	3	14	22	9	0
2022	ACL Cubs	0	3	4.85	8	8	0	0	0	13.0	5	9	7	2	2	16	18	4	2
	Myrtle Beach	0	1	4.50	2	2	0	0	0	4.0	4	3	2	0	0	6	5	1	0
2023	Myrtle Beach	1	4	2.55	11	11	0	0	0	42.1	24	12	12	1	1	25	64	6	3
	South Bend	0	6	5.77	11	11	0	0	0	39.0	42	27	25	2	3	26	46	5	0
2024	Tennessee	3	0	3.75	16	0	0	0	1	24.0	24	10	10	2	0	12	26	1	1
	Iowa - a	3	2	5.45	33	0	0	0	4	36.1	40	24	22	3	3	36	46	3	1
Minor League Totals		11	17	4.25	97	32	0	0	8	182.0	155	96	86	12	12	135	227	29	7

Signed by the Toronto Blue Jays as a non-drafted free agent on July 4, 2018.

a - Acquired by the Yankees from the Chicago Cubs in exchange for cash considerations on January 15, 2025.



CLAYTON BEETER • RHP

85

HT: 6-2 • **WT:** 220 • **BATS:** R • **THROWS:** R
BIRTHDATE: 10/9/98 • **OPENING DAY AGE:** 26
BIRTHPLACE: Fort Worth, Tex.
RESIDES: Colleyville, Tex.
COLLEGE: Texas Tech University
M.L. SERVICE: 11 days (Rookie)



STATUS

- Was acquired by the Yankees from the Los Angeles Dodgers in exchange for OF Joey Gallo on August 2, 2022.

2024

- Saw his first Major League action, posting a 4.91 ERA (3.2IP, 4H, 2ER, 1BB, 5K, 0HR) in three appearances with the Yankees over two stints (3/28-30 and 9/22-29).
- Made the Opening Day roster and made his Major League debut on 3/29 at Houston, tossing a scoreless ninth inning (1.0IP, 1H)...threw just three pitches, becoming the fifth Yankees pitcher since 2000 to face three batters in an inning and record three outs on three pitches, joining Paul Quantrill (3/30/04 at TB), Jorge De Paula (9/15/03 at BAL), Mariano Rivera (6/15/03 vs. STL) and Ramiro Mendoza (7/16/01 at PHI) - credit: *Élias*.
- Allowed 2ER over 1.1IP on 9/25 vs. Baltimore (3H, 1BB, 2K).
- Tossed 1.1 scoreless innings of relief on 9/28 vs. Pittsburgh (3K)...struck out three of his four batters faced.
- Combined to make 12 appearances (seven starts) with Double-A Somerset (2G) and Triple-A Scranton/Wilkes-Barre (10G/7GS), going 3-1 with a 2.08 ERA (39.0IP, 19H, 9R/ER, 21BB, 56K, 1HR)...was named the International League "Pitcher of the Week" from 4/8-14 with the RailRiders after allowing just 1H over 5.0 scoreless innings in his start on 4/13 at Norfolk (W, 0BB, 8K).
- Did not allow a run over 7.0 innings (2H, 12K) over his last five relief appearances in the minors with Somerset (2G) and Scranton/Wilkes-Barre (3G) from 9/7-19.

2023

- Split the 2023 season with Double-A Somerset (12GS) and Triple-A Scranton/Wilkes-Barre (15G/14GS), combining to go 9-7 with a 3.62 ERA (131.2IP, 105H, 54R/53ER, 75BB, 165K, 18HR) in 27 combined games (26 starts)...among Yankees farmhands, ranked second in strikeouts, third in starts and fourth in wins, innings pitched and opponents' batting average (.216)...his 165K also ranked eighth among all minor league pitchers.
- Began the season with Double-A Somerset, going 6-2 with a 2.08 ERA (60.2IP, 44H, 14R/ER, 31BB, 76K, 3HR) in 12 starts...was named the Eastern League's "Pitcher of the Week" from 6/5-11 after going 2-0 and tossing a combined 11.0 scoreless innings over two starts at Hartford on 6/6 and 6/11 (6H, 4BB, 17K, 3HP).
- Was selected to the 2023 SiriusXM Futures Game...retired both batters faced (1K).
- Was promoted to Triple-A Scranton/Wilkes-Barre on 6/23 and went 3-5 with a 4.94 ERA (71.0IP, 61H, 40R/39ER, 44BB, 89K, 15HR) in 15 games (14 starts).
- Was named an Eastern League Postseason All-Star...at the time of his promotion to Triple-A Scranton/Wilkes-Barre, was tied for first in wins and fourth in strikeouts among Eastern League pitchers.
- Was added to the 40-man roster on 11/14.

2022

- In 25 combined appearances (23 starts) with Double-A Tulsa and Double-A Somerset, went 0-3 with a 4.56 ERA (77.0IP, 64H, 43R/39ER, 46BB, 129K, 11HR).
- Began the season in the Dodgers organization with Double-A Tulsa, going 0-3 with a 5.75 ERA (51.2IP, 48H, 37R/33ER, 35BB, 88K, 10HR) in 18 games (16 starts).
- Was acquired by the Yankees from the Los Angeles Dodgers in exchange for OF Joey Gallo on 8/2...spent the remainder of the season with Double-A Somerset, posting a 2.13 ERA (25.1IP, 16H, 6R/ER, 11BB, 41K, 1HR) in seven starts...did not allow a run in his first three starts with Double-A Somerset from 8/10-21 (7.1IP, 2H, 4BB, 11K)...finished the month of August with a 0.77 ERA over four starts (11.2IP, 3H, 1R/ER, 5BB, 20K, 1HR).

2021

- In his first professional season, went 0-6 with a 3.44 ERA (52.1IP, 38H, 24R/20ER, 22BB, 78K, 5HR) in 28 combined appearances (27 starts) with High-A Great Lakes and Double-A Tulsa.
- Made his professional debut with High-A Great Lakes, going 0-4 with a 3.13 ERA (37.1IP, 28H, 16R/13ER, 15BB, 55K, 3HR) in 23 appearances (22 starts).
- Was promoted to Double-A Tulsa on 8/20 and finished 0-2 with a 4.20 ERA in five starts (15.0IP, 10H, 8R/7ER, 7BB, 23K, 2HR).
- Was named an Organization All-Star by MiLB.com.
- Following the season, was labeled by *Baseball America* as having the "Best Curveball" in the Dodgers system.



2020

- ▶ Did not play due to the COVID-19 pandemic.

PERSONAL

- ▶ Pitched two seasons (2019-20) at Texas Tech University, with the 2020 campaign being shortened due to COVID-19... transitioned from the closer role, which he held in 2019, to the Friday night starter for the Red Raiders in 2020... was named the No. 5 overall prospect in the Big 12 and No. 53 nationally by D1Baseball.com... in 2019, his redshirt freshman season, was named a Freshman All-American by Collegiate Baseball and by *Baseball America* (Second Team)... also received All-Big 12 Second Team honors and was named to the Conference's All-Freshman Team.
- ▶ Earned First-Team All-District honors his senior season at Birdville H.S. (Tex.) with an 0.81 ERA and 106K in 55.0IP, along with a .417 batting average and 2HR.
- ▶ Was ranked the No. 58 prospect in the 2020 Draft by *Baseball America*.

Beeter's Career Pitching Record

Year	Club	W	L	ERA	G	GS	CG	SHO	SV	IP	H	R	ER	HR	HP	BB	SO	WP	BK
2021	Great Lakes	0	4	3.13	23	22	0	0	0	37.1	28	16	13	3	2	15	55	4	0
	Tulsa	0	2	4.20	5	5	0	0	0	15.0	10	8	7	2	2	7	23	3	1
2022	Tulsa	0	3	5.75	18	16	0	0	0	51.2	48	37	33	10	3	35	88	15	0
	Somerset - a	0	0	2.13	7	7	0	0	0	25.1	16	6	6	1	0	11	41	3	0
2023	Somerset	6	2	2.08	12	12	0	0	0	60.2	44	14	14	3	7	31	76	3	0
	Scranton/WB	3	5	4.94	15	14	0	0	0	71.0	61	40	39	15	2	44	89	3	0
2024	YANKEES	0	0	4.91	3	0	0	0	0	3.2	4	2	2	0	0	1	5	0	0
	Scranton/WB	3	1	2.25	10	7	0	0	0	36.0	18	9	9	1	0	21	51	4	0
	Somerset	0	0	0.00	2	0	0	0	0	3.0	1	0	0	0	0	0	5	0	0
Minor League Totals		12	17	3.63	92	83	0	0	0	300.0	226	130	121	35	16	164	428	35	1
Major League Totals		0	0	4.91	3	0	0	0	0	3.2	4	2	2	0	0	1	5	0	0

Selected by the Los Angeles Dodgers in Competitive Balance Round B of the 2020 First-Year Player Draft.

a - Acquired by the Yankees from the Los Angeles Dodgers in exchange for OF Joey Gallo on August 2, 2022.

Beeter's Career Fielding Record

Position	PCT	G	PO	A	E	TC	DP
Pitcher	-	3	0	0	0	0	0

Beeter's Career Bests and Streaks

COMPLETE GAMES: None. **LOW-HIT COMPLETE GAME:** None. **IP (START):** None. **IP (RELIEF):** 1.1 - 2 times (last on 9/28/24 vs. PIT). **HITS:** 3, 9/25/24 vs. BAL. **RUNS:** 2, 9/25/24 vs. BAL. **EARNED RUNS:** 2, 9/25/24 vs. BAL. **WALKS:** 1, 9/25/24 vs. BAL. **STRIKEOUTS:** 3, 9/28/24 vs. PIT. **HOME RUNS:** None. **WINNING STREAK:** None. **LOSING STREAK:** None. **SCORELESS STREAK:** 1.1IP, 9/28/24-pres.

Reliever of the Month: None

Player of the Week: None

Rookie of the Month: None

A Lasting Legacy

In 2020, Heritage Field in Macombs Dam Park was officially renamed "Elston Gene Howard Field" in honor of Elston Howard, the first black player to appear in a game for the Yankees. A member of the team for parts of 13 seasons from 1955-67, the Yankees retired Howard's uniform No. 32 and recognized him with a plaque in Monument Park in 1984.

Macombs Dam Park is located directly across from Yankee Stadium on the grounds of original Yankee Stadium, which closed in 2008.



CODY BELLINGER • INF/OF

35

HT: 6-3 • **WT:** 204 • **BATS:** L • **THROWS:** L
BIRTHDATE: 7/13/95 • **OPENING DAY AGE:** 29
BIRTHPLACE: Scottsdale, Ariz.
RESIDES: Scottsdale, Ariz.
M.L. SERVICE: 7 years, 160 days



STATUS

- Acquired by the Yankees along with cash considerations from the Chicago Cubs in exchange for RHP Cody Poteet on December 17, 2024.

CAREER NOTES

- Over eight Major League seasons with the Los Angeles Dodgers (2017-22) and Chicago Cubs (2023-24), has hit .259/.334/.484 (942-for-3,642) with 601R, 186 doubles, 23 triples, 196HR, 597RBI, 412BB and 91SB in 1,005 games.
- Was named the 2019 National League Most Valuable Player after hitting a career-high 47HR...was the 12th Dodger (14th time) to be named MVP, joining Clayton Kershaw (2014), Kirk Gibson (1988), Steve Garvey (1974), Sandy Koufax (1963), Maury Wills (1962), Don Newcombe (1956), Roy Campanella (three times: 1951, '53 and '55), Jackie Robinson (1949), Dolph Camilli (1941), Dazzy Vance (1924) and Jake Daubert (1913).
- Is a two-time All-Star (2017 and '19) and two-time Silver Slugger Award winner (2019, '23)...was the 2023 National League Comeback Player of the Year.
- Is one of only three players in Dodgers history to earn both Rookie of the Year and MVP honors, joining Jackie Robinson and Don Newcombe.
- Has finished in the top-10 of National League MVP voting three times (first in 2019, ninth in 2017 and 10th in 2023).
- Has appeared at first base (343G/271GS) and all three outfield positions in his career, playing 509 games (449 starts) in centerfield, 182 games (155 starts) in right field and 41 games (37 starts) in left field...in 2019, won a Gold Glove in right field.
- Was the 2017 Jackie Robinson National League Rookie of the Year after hitting a then-NL rookie record 39HR.
- Hit 111 home runs over his first three Major League seasons (2017-19), the most ever by a Dodger and the fourth-most in Major League history over a player's first three seasons...hit his 100th career home run in his 401st career game, becoming the fastest player in Dodgers history to reach the mark.
- With Cody's father, Clay, playing for the Yankees from 1999-2001, the Bellingers will become the fourth father/son duo in Yankees history to both play for the club, joining Mark Leiter and Mark Leiter Jr., Ron Davis and Ike Davis, and Yogi Berra and Dale Berra.
- Made the postseason six times with the Dodgers (2017-22) and won the World Series with the club in 2020...in 2018, he was named the NLCS MVP after delivering two game-winning hits during the series...five of his nine career postseason home runs have either tied the game (one) or given his team the lead (four)...since 2020, has hit .345/.472/.655 (10-for-29) with 1 double, 1 triple, 2HR, 16RBI and 7BB with RISP during the postseason.

CAREER HIGHLIGHTS

NL Most Valuable Player
 ► 2019

NL All-Star Team
 ► 2017, 2019

NL Silver Slugger Award
 ► 2019, 2023

NL Gold Glove
 ► 2019

NL Rookie of the Year
 ► 2017

NL Comeback Player of the Year
 ► 2023

All-MLB First Team
 ► 2019

NLCS MVP
 ► 2018

2024

- Hit .266 (137-for-516) with 72R, 23 doubles, 3 triples, 18HR, 78RBI, 45BB and 9SB in 130 games with the Cubs...appeared defensively at all three outfield positions (49G/46GS in right field, 48G/47GS in centerfield and 1G in left field) and at first base (22G/13GS).
- Signed a three-year contract with the Cubs on 2/27 with player opt-outs following the 2024 and 2025 seasons.
- Batted .331/.406/.515 (43-for-130) with 5 doubles, 2 triples, 5HR, 58RBI, 19BB and 5SF with runners in scoring position.
- Hit .298/.305/.441 (48-for-161) with 5 doubles, 3 triples, 4HR, and 2BB vs. left-handed pitchers...his .298 BA vs. lefties was the fifth-highest in the Majors among left-handed batters.
- On the road, hit .282/.347/.451 (77-for-273) with 41R, 12 doubles, 2 triples, 10HR, 46RBI, 26BB and 6SB in 65 games.
- In 69 games from 4/14-8/2, batted .302 (83-for-275) with 39R, 15 doubles, 1 triple, 9HR, 32RBI, 20BB and 5SB.
- Hit 5HR in an eight-game span from 4/17-5/10.
- Was placed on the 10-day injured list on 4/24 with a right rib fracture...missed 13 team games...was reinstated on 5/7.
- Recorded four-straight multi-hit games three times: 5/27-30, 6/8-12 and 7/10-8/1.
- Hit a game-winning three-run home run on 6/12 at Tampa Bay.
- Was hit by a pitch on the left hand on 7/10 at Baltimore...was placed on the 10-day injured list on 7/11 with a left finger fracture...missed 15 team games...was reinstated on 7/29.
- Recorded 33RBI in his final 39 games of the season from 8/14-9/28...his 33RBI over that span were the sixth-most in the Majors during that stretch.
- Appeared in his 1,000th career major league game 9/21 vs. Washington.
- Was acquired by the Yankees along with cash considerations from the Chicago Cubs in exchange for RHP Cody Poteet on 12/17.



2023

- ▶ In his first season with the Cubs, was named the National League Comeback Player of the Year after batting .307/.356/.525 (153-for-499) with 95R, 29 doubles, 1 triple, 26HR, 97RBI, 40BB and 20SB in 130 games...set career highs in BA and stolen bases...appeared defensively in centerfield (84G/81GS) and at first base (59G/44GS).
- ▶ Won his second career Silver Slugger Award.
- ▶ Ranked sixth in the Majors in BA (fourth in NL) and ninth in SLG (sixth in NL)...also ranked eighth in the NL in OPS (.881).
- ▶ Became the seventh player (12th time) in Cubs history to record 20HR and 20SB in a single season, joining Sammy Sosa (4x: 1993-95, '97), Ryne Sandberg (3x: 1985, '90-91), Javier Báez (2018), Corey Patterson (2004), Leon Durham (1982) and Frank Schulte (1911).
- ▶ Was one of four players in the Majors to hit .300, record 25HR and 20SB, joining Atlanta's Ronald Acuña Jr., Los Angeles-L's Freddie Freeman and Los Angeles-AL's Shohei Ohtani.
- ▶ Led the Cubs in BA, SLG, OPS (.881), RBI and total bases (262), and was tied for first in HR.
- ▶ Hit .323/.383/.515 (42-for-130) with 7 doubles, 6HR, 71RBI and 17BB with RISP.
- ▶ Batted .337/.388/.596 (56-for-166) with 11 doubles, 1 triple, 10HR and 13BB vs. left-handed pitching...against lefties, ranked sixth in the Majors in BA (fourth in NL).
- ▶ His 97RBI were the most by a Cub since 2018 when Javier Báez recorded 111RBI and Anthony Rizzo had 101RBI.
- ▶ Recorded two multi-HR games: 7/14 vs. Boston and 8/19 vs. Kansas City.
- ▶ During the month of April, hit .307/.376/.625 (27-for-88) with 22R, 5 doubles, 1 triple, 7HR and 9BB.
- ▶ Homered in consecutive games five times: 4/20-21, 4/29-30, 7/6-7, 7/14-15 and both games of a doubleheader on 9/1.
- ▶ Recorded a single-season career-high-tying 19-game on-base streak from 4/9-5/2, batting .347/.417/.708 (25-for-72) with 21R, 6 doubles, 1 triple, 6HR, 12RBI, 8BB and 4SB.
- ▶ Was placed on the paternity list on 4/25 and was reinstated on 4/28.
- ▶ Was placed on the 10-day injured list on 5/19 (retro. to 5/16) with a left knee contusion...missed 26 team games...appeared in two rehab games with Triple-A Iowa...was reinstated on 6/15.
- ▶ Recorded a career-high 5H on 4/17 at Oakland.
- ▶ Posted a career-high 13-game hitting streak from 6/24-7/7, batting .479/.500/.667 (23-for-48) with 12R, 3 doubles, 2HR, 7RBI, 3BB and 1SB.
- ▶ In his final 87 games from 6/24-9/30, batted .333/.375/.560 (112-for-336) with 64R, 19 doubles, 19HR, 75RBI, 24BB, 8SF and 10SB.
- ▶ Recorded a Major League-leading 75RBI from 7/1-end of the season...in 53 games from 7/1-8/30, recorded 55RBI...became the first Cub to record at least 55RBI over a 53-game stretch in a single-season since Aramis Ramírez did so from 5/27-7/25/05.
- ▶ Was named the NL "Player of the Month" for July after hitting .400/.432/.690 (40-for-100) with 5 doubles, 8HR, 24RBI and 7BB in 26 games...led the Majors in hits and total bases (69), ranked second in BA (second in NL), third in RBI (second in NL) and tied for fifth in HR (tied for fourth in NL)...according to *Elias*, became the seventh Cub (ninth instance) to hit at least .400 with at least 8HR in a single calendar month.
- ▶ Hit .324/.354/.533 (34-for-105) with 20R, 7 doubles, 5HR and 31RBI in 27 games in August.
- ▶ Hit his eighth career grand slam on 7/15 vs. Boston.
- ▶ Hit a solo HR in the fourth inning on 9/1-G1 at Cincinnati, marking his 500th career RBI.

2022

- ▶ Batted .210 (106-for-504) with 70R, 27 doubles, 3 triples, 19HR, 68RBI, 38BB and 14SB in 144 games with the Dodgers...appeared defensively in centerfield (144G/135GS).
- ▶ Posted a .991 fielding percentage (3E/327TC).
- ▶ 17 of his 19HR came against right-handed pitching.
- ▶ Recorded two multi-HR games: 4/24 at San Diego and 8/7 vs. San Diego.
- ▶ Was named the NL "Player of the Week" for the week of 4/18-24 after batting .304/.304/.870 (7-for-23) with 3R, 2 doubles, 1 triple, 3HR and 7RBI.
- ▶ Hit his seventh career grand slam on 7/22 vs. San Francisco.
- ▶ Batted .294 (20-for-68) with 9R, 5 doubles, 2HR, 13RBI, 2BB, 2SF and 2SB over his final 22 games of the season (9/11-10/5).
- ▶ In three postseason games, hit .143 (1-for-7).
- ▶ Was non-tendered on 11/18.
- ▶ Signed a one-year Major League contract with the Cubs on 12/14.

2021

- ▶ In 95 games with the Dodgers, batted .165 (52-for-315) with 39R, 9 doubles, 2 triples, 10HR, 36RBI, 31BB and 3SB...missed 65 team games due to three injured list stints...appeared defensively in centerfield (87G/74GS), right field (7G/4GS) and at first base (4G/2GS).
- ▶ Homered in back-to-back games twice: 6/26-27 and 8/7-8.
- ▶ Was placed on the 10-day injured list on 4/9 (retro. to 4/6) with a left calf contusion...missed 47 team games...appeared in five rehab games with Triple-A Oklahoma City...was reinstated on 5/29.
- ▶ Drove in six runs in the first inning on 6/2 vs. St. Louis, becoming the first player in franchise history with 6RBI in the same inning...hit his sixth career grand slam...the 6RBI tied his career high.
- ▶ Hit his third career "walk-off" HR in the ninth inning on 6/26 vs. Chicago-NL.
- ▶ Was placed on the 10-day injured list on 6/15 (retro. to 6/12) with left hamstring tightness...missed 10 team games...was reinstated on 6/23.
- ▶ Recorded his 13th career multi-HR game on 8/11 at Philadelphia.
- ▶ Was placed on the 10-day injured list on 9/21 (retro. to 9/18) with a left rib fracture...missed eight team games...was reinstated on 9/28.
- ▶ In 12 postseason games, hit .353/.436/.471 (12-for-34) with 5R, 1 double, 1HR, 7RBI, 5BB and 5SB...hit a game-tying three-run HR in the eighth inning of NLCS Game 3 vs. Atlanta.



2020

- ▶ Hit .239/.333/.455 (51-for-213) with 33R, 10 doubles, 12HR, 30RBI, 30BB and 6SB in 56 games with the Dodgers... appeared defensively in centerfield (39G/38GS), at first base (19G/16GS) and in left field (1G).
- ▶ Ranked second on the team in walks and tied for second in games played.
- ▶ Was a Gold Glove finalist in centerfield after posting a .990 fielding percentage (1E/105TC).
- ▶ Homered in back-to-back games four times: 8/2-3, 8/29-20, 8/22-23 and 8/29-30.
- ▶ Hit his second career "walk-off" HR in the ninth inning on 8/22 vs. Colorado.
- ▶ Hit .333/.452/.549 (17-for-51) with 6R, 5 doubles, 2HR, 8RBI and 11BB in his final 15 games (9/10-26).
- ▶ Won the World Series with the Dodgers, batting .212/.316/.455 (14-for-66) with 7R, 2 triples, 4HR, 13RBI, 10BB and 1SB in 18 playoff games...ranked second on the team in HR during the postseason...hit .375/.500/.688 (6-for-16) with 1 triple, 1HR, 9RBI and 4BB with RISP during the playoffs...batted .333/.429/.750 (4-for-12) with 2R, 1 triple, 1HR, 5RBI and 2BB in three NLDS games...hit a go-ahead solo home run in the seventh inning of NLCS Game 7 vs. Atlanta to lead the Dodgers to their third World Series in his first four seasons...also hit a go-ahead two-run HR in the fourth inning of Game 1 of the World Series vs. Tampa Bay.

2019

- ▶ Was named the National League Most Valuable Player after hitting .305/.406/.629 (170-for-558) with 121R, 34 doubles, 3 triples, 47HR, 115RBI, 95BB and 15SB in 156 games with the Dodgers...made his second career All-Star team...appeared defensively in right field (115G/102GS), centerfield (25G/21GS) and at first base (36G/28GS)...set career highs in hits, runs, home runs, RBI, walks and extra-base hits (84).
- ▶ Became the 12th Dodger (14th time) to be named MVP, joining Clayton Kershaw (2014), Kirk Gibson (1988), Steve Garvey (1974), Sandy Koufax (1963), Maury Wills (1962), Don Newcombe (1956), Roy Campanella (three times: 1951, '53 and '55), Jackie Robinson (1949), Dolph Camilli (1941), Dazzy Vance (1924) and Jake Daubert (1913)...joined Jackie Robinson and Don Newcombe as the only Dodgers to earn both Rookie of the Year and MVP honors.
- ▶ Became the first Dodgers player in franchise history to receive MVP, Gold Glove and Silver Slugger Awards in the same season.
- ▶ Was named to the All-MLB First Team.
- ▶ At the time, his 47HR were the third-most HR by a Dodger in a single season, trailing only Shawn Green (49HR in 2001) and Adrian Beltre (48HR in 2004)...his 47HR now rank fourth (Shohei Ohtani hit 54HR in 2024).
- ▶ Ranked second in the Majors in total bases (351, first in NL), third in OPS (1.035, second in NL), fourth in home runs (third in NL) and SLG (second in NL), fifth in XBH (84, second in NL) and OBP (third in NL), sixth in runs scored (second in NL), 10th in walks (sixth in NL) and tied for 10th in RBI (seventh in NL)...also ranked ninth in the NL in BA.
- ▶ Won his first Gold Glove Award in right field after leading NL right fielders with a .990 fielding percentage (2E/210TC)...also led NL right fielders in defensive runs saved (18, FanGraphs), ranked second in ultimate zone rating (9.5, FanGraphs) and assists (10), and seventh in innings played (911.1IP)...was the first Dodgers outfielder to win a Gold Glove since Andre Ethier and Matt Kemp in 2011.
- ▶ His 1.035 OPS was the highest by a Dodger since Gary Sheffield posted a 1.081 OPS in 2000...at the time, was just the third Dodger since 1956 to post as high of an OPS in a single season (also Mike Piazza - 1.070 in 1997).
- ▶ At the time, his 84XBH were tied for the third-most in franchise history, trailing only Babe Herman (94XBH in 1930) and Duke Snider (89XBH in 1954)...with Shohei Ohtani's 99XBH in 2024 and Freddie Freeman's 90XBH in 2023, is now tied for fifth.
- ▶ Set a Dodgers franchise record with 30HR prior to the All-Star break (previous: Gil Hodges' 28HR in 1951 and Duke Snider's 28HR in 1955)...were tied with Pete Alonso for the second-most in the Majors, trailing only Christian Yelich (31HR).
- ▶ His 115RBI were the most by a Dodger since Adrián González recorded 116RBI in 2014.
- ▶ Batted .298/.444/.545 (36-for-121) with 7 doubles, 1 triple, 7HR, 61RBI and 35BB with RISP.
- ▶ Homered in back-to-back games 10 times: 3/30-31, 4/12-13, 5/27-28, 6/26-27, 7/3-4, 7/15-16, 8/1-2, 8/11-13, 8/15-16 and 9/1-2.
- ▶ Hit .350/.447/.706 (100-for-286) with 67R, 17 doubles, 2 triples, 27HR, 64RBI, 52BB and 8SB in his first 80 games from 3/28-6/28.
- ▶ Batted .318/.417/.647 (116-for-365) with 27 doubles, 3 triples, 29HR and 61BB vs. right-handed pitchers.
- ▶ Hit 27HR at Dodger Stadium...at the time, his 27HR were the most by a Dodger at home in a single season in franchise history (Shohei Ohtani - 28HR at Dodger Stadium in 2024).
- ▶ Recorded four multi-HR games: 2HR on 3/30 vs. Arizona, 6/13 vs. Chicago-NL, 7/3 vs. Arizona and 7/15 at Philadelphia.
- ▶ Hit two grand slams: 4/2 vs. San Francisco and 9/22 vs. Colorado.
- ▶ Was named the NL "Player of the Week" for 4/1-7.
- ▶ Was named the NL "Player of the Month" for March/April after batting .431/.508/.890 (47-for-109) with 32R, 6 doubles, 1 triple, 14HR, 37RBI, 19BB and 5SB in 31 games...led the Majors in BA, OBP, SLG, OPS (1.397), hits, runs scored, RBI, XBH (21), total bases (97) and tied for first in HR (tied for first in NL)...reached base in 30 of those 31 games...marked his first career NL "Player of the Month" Award.
- ▶ Was named to his second career All-Star team, his first as a starter...received the most votes during the first round of fan voting...started the game in right field and batted cleanup, becoming the first Dodger to bat cleanup in an All-Star game since Mike Piazza in 1997...was just the fifth Dodger (eighth time) to start and bat cleanup in the Midsummer Classic, joining Piazza (3x: 1994-95, 97), Steve Garvey (1980), Jackie Robinson (1950-51) and Dixie Walker (1946).
- ▶ Hit his first career "walk-off" HR in the 10th inning on 7/3 vs. Arizona.
- ▶ Hit his 100th career HR on 8/2 vs. San Diego...accomplished the feat in his 401st game, becoming the fastest player in franchise history to hit 100 career home runs, surpassing Mike Piazza (422 games).
- ▶ Started all five of the Dodgers' postseason games, batting .211/.286/.263 (4-for-19) with 2R, 1 double, 2BB and 3SB.



2018

- ▶ In 162 games with the Dodgers, hit .260/.343/.470 (145-for-557) with 84R, 28 doubles, 7 triples, 25HR, 76RBI, 69BB and 14SB...appeared defensively at first base (110G/85GS), centerfield (78G/50GS), right field (5G) and left field (1G).
- ▶ Was one of seven players in the Majors to appear in all 162 games...was the first Dodger to accomplish the feat since Matt Kemp in 2010.
- ▶ Led the Dodgers in games played, hits and multi-hit games (41).
- ▶ His seven triples were tied for ninth in the National League.
- ▶ After hitting .236/.325/.451 (91-for-386) with 61R, 22 doubles, 5 triples, 17HR, 44RBI and 50BB over his first 108 games (3/29-8/1), batted .316/.385/.515 (54-for-171) with 23R, 6 doubles, 2 triples, 8HR, 32RBI and 19BB in final 54 games from 8/2-10/1.
- ▶ Hit his first HR of the year on 4/1 vs. San Francisco, marking his 40th career home run...accomplished the feat in his 136th career game...at the time, was the third-fastest player in Major League history to reach 40 career home runs, trailing only Rudy York (129) and Mark McGwire (110).
- ▶ Hit two grand slams: 6/22 at the Mets and 8/2 vs. Milwaukee.
- ▶ Homered in a career-high four straight games from 6/5-8.
- ▶ Appeared in all 16 of the Dodgers' postseason games, making 11 starts...hit .115 (6-for-52) with 5R, 1 double, 1HR, 4RBI, 5BB and 4SB...was named the 2018 NLCS MVP...drove in the game-winning runs in Games 4 and 7...his 13th inning "walk-off" single in Game 4 vs. Milwaukee was his first career "walk-off" hit (regular season and postseason)...also hit a go-ahead two-run home run in the second inning of Game 7 at Milwaukee.

2017

- ▶ Saw his first Major League action and was unanimously named the National League Rookie of the Year after hitting .267/.352/.581 (128-for-480) with 87R, 26 doubles, 4 triples, 39HR, 97RBI, 64BB and 10SB in 132 games with the Dodgers...was also selected to the NL All-Star team...appeared defensively at first base (93G/83GS), left field (39G/37GS), right field (5G/3GS) and centerfield (4G/3GS).
- ▶ Was the 18th player in Dodgers franchise history to be named Rookie of the Year...was the 22nd player overall to win the award unanimously...finished ninth in the NL MVP voting.
- ▶ Also won the 2017 Players Choice Award for Outstanding NL Rookie and was recognized by the *Sporting News* as the publications' NL Rookie of the Year.
- ▶ At the time, his 39HR were the most by a National League rookie in Major League history, surpassing Wally Berger (38HR in 1930) and Frank Robinson (38HR in 1956)...was later surpassed by Pete Alonso's 53HR in 2019...his 39HR were also the most home runs by a player 22-or-younger in a single season in franchise history.
- ▶ Became the eighth player (10th time) in franchise history record at least six multi-home run games in a season...at the time, his six multi-HR games were also the third-most by any rookie in Major League history, trailing just Mark McGwire (seven in 1987) and Aaron Judge (seven in 2017).
- ▶ Also set a rookie franchise record in SLG and ranked second among franchise rookies in OPS (.933).
- ▶ Ranked second among Major League rookies in home runs (first in NL), runs scored (first in NL), RBI (first in NL), extra-base hits (first in NL), OBP (first in NL), SLG (first in NL) and OPS (first in NL), tied for third in doubles (tied for first in NL), fourth in walks (second in NL), tied for fifth in triples (tied for fourth in NL) and stolen bases (tied for second in NL) and tied for seventh in hits (tied for second in NL).
- ▶ Was tied for sixth in the Majors in HR (second in NL) and ranked eighth in SLG (fifth in NL)...was also tied for eighth in the NL in extra-base hits and ranked 10th in OPS (.933).
- ▶ Hit .271/.335/.568 (42-for-155) with 6 doubles, 12HR, 15, 1HP and 25F vs. left-handed pitching...his 12 home runs off left-handed pitching were the most in the Majors by a left-handed hitter and the most by a left-handed Los Angeles Dodger hitter since 1974 (at the time).
- ▶ Hit .297/.372/.738 (43-for-145) with 6 doubles, 2 triples, 18HR, 39RBI and 17BB in the seventh inning-or-later.
- ▶ Homered in consecutive games nine times: 3G from 6/10-13 and 2G from 5/5-6, 5/19-20, 5/28-29, 6/19-20, 7/23-24, 8/1-2, 8/5-6 and 9/2(G1)-3.
- ▶ Was named the National League "Rookie of the Month" for May and June...was named the National League "Player of the Week" twice: 5/1-7 and 6/19-25.
- ▶ Was signed to a Major League contract and selected to the active roster on 4/25 and made his Major League debut that night as the starting left fielder at San Francisco...picked up his first career hit with an infield single off of Neil Ramirez in the ninth inning.
- ▶ Hit his first two career home runs on 4/29 vs. Philadelphia against the Phillies, hitting a solo shot off of Zach Eflin in the seventh inning for his first Major League home run...became the first Dodger since Yasiel Puig (2HR on 6/4/13 vs. San Diego) to hit multiple home runs in the same game in which he hit his first career homer.
- ▶ Was named the National League "Rookie of the Month" for May after hitting .245/.314/.566 (26-for-106) with 22R, 5 doubles, 1 triple, 9HR, 27RBI, 11BB and 15B in 28 games...led Major League rookies in home runs, RBI, runs scored and XBH (15), and ranked fourth in SLG (second in NL).
- ▶ Hit his first career grand slam on 5/6 at San Diego.
- ▶ Was named the National League "Rookie of the Month" for June after hitting .286/.361/.743 (30-for-105) with 22R, 9 doubles, 13HR, 27RBI, 13BB and 4SB in 28 games...led Major League rookies in home runs, RBI, total bases (78), SLG and extra-base hits (22), was tied for first in doubles, go-ahead RBI (five, tied for first in NL) and game-winning RBI (three, first in NL), ranked second in walks (first in NL) and OPS (1.104, first in NL), tied for second in runs scored (first in NL) and tied for fourth in hits (tied for first in NL)...at the time, his 13HR were tied with Jimmie Hall (13HR in Aug. 1963) for third most all-time by a rookie in a single month, trailing only Mark McGwire (15HR in May 1987) and Rudy York (18HR in August 1937)...was surpassed by Aaron Judge in September.
- ▶ At the time, his 27RBI in May and June tied Dick Cox (27RBI in August 1925) for the third-most RBI by a Dodgers rookie in any calendar month, trailing only James Loney (32RBI in September 2007) and Del Bissonette (29RBI in June 1928).



- Was selected to the National League All-Star team and became the first position player in Dodger history to make the team in his first season in the Majors...at 21 years, 354 days old, became the youngest position player to be named an All-Star in franchise history and the third-youngest Dodger All-Star overall (at the time of their selection), behind only Fernando Valenzuela (20 years, 281 days in 1981) and Ralph Branca (21 years, 183 days in 1947)...participated in the HR Derby, becoming the eighth Dodger and third LA rookie to partake in the event.
- Hit for the cycle on 7/15 at Miami, becoming the third Dodger to hit for the cycle since the franchise moved to Los Angeles (since 1958)...joined Orlando Hudson on 4/13/09 and Wes Parker on 5/7/70...became just the eighth Dodger (ninth time) in franchise history to accomplish the feat and the first rookie to do so...according to *Elias*, became the first rookie to hit as many as 20 homers and also hit for the cycle in one season.
- Hit 10HR in 10 games from 6/10-20, becoming just the second Dodger in franchise history to hit 10HR in a 10-game span (also Shawn Green in 2002)...became the first Major League player to hit 10HR in a 10-game span in a single season since Troy Tulowitzki in 2010.
- Recorded back-to-back multi-HR games from 6/11-13...according to *Elias*, became the first player in Major League history with back-to-back multi-homer games at age 21-or-younger...also became the only player to have four multi-homer games in his first 45 career games.
- Was placed on the 10-day disabled list on 8/22 (retro. 8/20) with a mild right ankle sprain...missed nine team games...appeared in one rehab game with the AZL Dodgers (1-for-3, 1R, 1HR, 4RBI)...was reinstated on 8/30.
- Started all 15 of the Dodgers' postseason games, hitting .219 (14-for-64) with 10R, 4 doubles, 1 triple, 3HR, 9RBI, 3BB and 1SB...became the all-time Dodger rookie postseason record holder in hits, home runs, runs scored, RBI, extra-base hits (eight) and total bases (29)...hit .318/.348/.545 (7-for-22) with 3R, 2 doubles, 1HR, 2RBI, 1BB and 1SB in five games during the NLCS vs. the Cubs.
- Began the season with Triple-A Oklahoma City and hit .343/.429/.627 (23-for-67) with 15R, 4 doubles, 5HR, 15RBI, 9BB and 7SB in 18 games...at the time of his call, he ranked among the PCL leaders in stolen bases (tied for second), runs (tied for fourth), home runs (tied for fourth), total bases (42, tied for sixth), OPS (1.055, seventh), RBI (tied for eighth) and SLG (ninth).

2016

- Combined with Double-A Tulsa and Triple-A Oklahoma City to hit .271/.365/.507 (111-for-410) with 66R, 17 doubles, 1 triple, 26HR, 71RBI, 60BB and 85B in 117 games...led Dodgers minor leaguers in walks, ranked fourth in home runs, sixth in RBI, tied for seventh in total bases (208), ninth in XBH (44) and tied for ninth in OPS (.872).
- Spent the majority of the season with Double-A Tulsa, batting .263/.359/.484 (105-for-399) with 61R, 17 doubles, 1 triple, 23HR, 65RBI, 59BB and 85B in 114 games...ranked third in the Texas League in OPS (.843), tied for third in HR and walks, fourth in SLG, fifth in OBP, tied for eighth in runs scored and tied for ninth in RBI...was named a *Baseball America* Double-A All-Star.
- Also appeared in three games with Triple-A Oklahoma City, batting .545 (6-for-11) with 5R, 3HR, 6RBI and 1BB.
- Following the season, was tabbed by MiLB.com as an Organization All-Star.
- Also played in 20 games for the Glendale Desert Dogs in the Arizona Fall League, batting .314/.424/.557 (22-for-70) with 16R, 8 doubles, 3HR, 17RBI and 14BB...earned a selection to the AFL's All-Star Prospect Team and started at first base in the league's Rising Stars Game.
- Following the season, was named the Dodgers' No. 1 prospect by *Baseball America*.

2015

- Spent the season with Single-A Rancho Cucamonga, batting .264/.336/.538 (126-for-478) with 97R, 33 doubles, 4 triples, 30HR, 103RBI, 52BB and 10SB...led Dodgers minor leaguers in HR, RBI, SLG, runs scored, XBH (67) and total bases (257), ranked third in OPS (.874), fourth in walks, tied for fifth in doubles and tied for sixth in hits.
- Led the California League in RBI and runs scored, was tied for second in HR, tied for second in XBH (67), ranked third in total bases (257), fourth in SLG, tied for sixth in walks and tied for eighth in OPS (.874).
- Was selected as a Mid-Season and Postseason California League All-Star.
- Was honored as the MVP of the California League championship series, batting .324 (12-for-37) with 8R, 4 doubles, 3HR, 7RBI and 1BB in eight games.
- Following the season, was tabbed as an Organization All-Star by MiLB.com and the Dodgers' No. 5 prospect by *Baseball America*.

2014

- Combined with Rookie-level Ogden and the AZL Dodgers to bat .312 (67-for-215) with 51R, 14 doubles, 6 triples, 3HR, 34RBI, 15BB and 85B in 51 games...ranked sixth among Dodgers minor leaguers in batting average.
- Spent the majority of the season with Rookie-level Ogden, batting .328/.368/.503 (64-for-195) with 49R, 13 doubles, 6 triples, 3HR, 34RBI, 14BB and 85B in 46 games...was tied for third in the Pioneer League in runs scored and triples, and ranked 10th in BA and SLG.

2013

- Made his professional debut with the AZL Dodgers, batting .210 (34-for-162) with 24R, 9 doubles, 6 triples, 1HR, 30RBI, 31BB and 25B in 47 games.
- Following the season, was tabbed the Dodgers' "Best Defensive Infielder" by *Baseball America*.

PERSONAL

- Full name is Cody James Bellinger.
- Graduated from Hamilton High School in Chandler, Ariz.
- Played in the 2007 Little League World Series.
- Is the son of former Major Leaguer Clay Bellinger, who played four Major League seasons with the Yankees (1999-2001) and Angels (2002)...is a two-time World Series champion with the Yankees (1999 and 2000)...his brother, Cole, pitched for two seasons in the Padres organization (2017-18).



Bellinger's Career Playing Record

Year	Club	AVG	G	AB	R	H	2B	3B	HR	RBI	SH	SF	HP	BB	SO	SB	CS	E	OBP	SLG
2013	AZL Dodgers	.210	47	162	24	34	9	6	1	30	1	0	1	31	46	2	3	6	.340	.358
2014	Ogden	.328	46	195	49	64	13	6	3	34	0	3	0	14	35	8	0	7	.368	.503
	AZL Dodgers	.150	5	20	2	3	1	0	0	0	0	0	0	1	5	0	0	0	.190	.200
2015	Rancho Cucamonga	.264	128	478	97	126	33	4	30	103	2	8	4	52	150	10	2	7	.336	.538
	Tulsa	.263	114	399	61	105	17	1	23	65	0	4	3	59	94	8	2	2	.359	.484
	Oklahoma City	.545	3	11	5	6	0	0	3	6	0	0	0	1	0	0	0	0	.583	1.364
2017	Oklahoma City	.343	18	67	15	23	4	0	5	15	0	0	1	9	22	7	0	0	.429	.627
	LOS ANGELES-NL - a	.267	132	480	87	128	26	4	39	97	0	3	1	64	146	10	3	5	.352	.581
	AZL Dodgers	.333	1	3	1	1	0	0	1	4	0	1	0	0	1	0	0	0	.250	1.333
2018	LOS ANGELES-NL	.260	162	557	84	145	28	7	25	76	0	3	3	69	151	14	1	4	.343	.470
2019	LOS ANGELES-NL	.305	156	558	121	170	34	3	47	115	0	4	3	95	108	15	5	4	.406	.629
2020	LOS ANGELES-NL	.239	56	213	33	51	10	0	12	30	0	0	0	30	42	6	1	1	.333	.455
2021	LOS ANGELES-NL - b,c,d	.165	95	315	39	52	9	2	10	36	0	3	1	31	94	3	1	4	.240	.302
	Oklahoma City	.200	5	20	3	4	0	0	2	3	0	0	0	1	4	0	0	1	.238	.500
2022	LOS ANGELES-NL	.210	144	504	70	106	27	3	19	68	0	6	2	38	150	14	3	3	.265	.389
2023	CHICAGO-NL - e	.307	130	499	95	153	29	1	26	97	0	12	5	40	87	20	6	5	.356	.525
	Iowa	.143	2	7	0	1	0	0	0	1	0	1	0	0	2	0	0	0	.125	.143
2024	CHICAGO-NL - f,g,h	.266	130	516	72	137	23	3	18	78	0	5	3	45	89	9	2	2	.325	.426
Minor League Totals		.269	369	1362	257	367	77	17	68	261	3	17	9	168	359	35	7	23	.350	.501
Major League Totals		.259	1005	3642	601	942	186	23	196	597	0	36	18	412	867	91	22	28	.334	.484

Selected by the Los Angeles Dodgers in the fourth round of the 2013 First-Year Player Draft.

- a – Placed on the 10-day disabled list on August 22 (retroactive to August 20) - August 30, 2017 with a mild right ankle sprain.
b – Placed on the 10-day injured list on April 9 (retroactive to April 6) - May 29, 2021 with a left calf contusion.
c – Placed on the 10-day injured list on June 15 (retroactive to June 12) - June 23, 2021 with left hamstring tightness.
d – Placed on the 10-day injured list on September 21 (retroactive to September 18) - September 28, 2021 with a left rib fracture.
e – Placed on the 10-day injured list from May 19 (retroactive to May 16) - June 15, 2023 with a left knee contusion.
f – Placed on the 10-day injured list from April 24 - May 7, 2024 with a right rib fracture.
g – Placed on the 10-day injured list from July 11 - July 29, 2024 with a left finger fracture.
h – Acquired by the Yankees along with cash considerations from the Chicago Cubs in exchange for RHP Cody Poteet on December 17, 2024.

Bellinger's Postseason Batting Record

Year	Club vs. Opp.	AVG	G	AB	R	H	2B	3B	HR	RBI	SH	SF	HP	BB	SO	SB	CS	E	OBP	SLG
2017	LAD vs. ARI (DS)	.214	3	14	3	3	0	0	1	2	0	0	0	1	6	0	0	0	.267	.429
	LAD vs. CHC (CS)	.318	5	22	3	7	2	0	1	2	0	0	0	1	6	1	0	0	.348	.545
	LAD vs. HOU (WS)	.143	7	28	4	4	2	1	1	5	0	0	0	1	17	0	0	1	.172	.393
2018	LAD vs. ATL (DS)	.000	4	11	1	0	0	0	0	0	0	0	0	4	4	2	0	1	.267	.000
	LAD vs. MIL (CS)	.200	7	25	3	5	1	0	1	4	0	0	0	1	6	2	0	0	.231	.360
	LAD vs. BOS (WS)	.063	5	16	1	1	0	0	0	0	0	0	0	0	6	0	1	0	.063	.063
2019	LAD vs. WAS (DS)	.211	5	19	2	4	1	0	0	0	0	0	0	2	7	3	0	0	.286	.263
2020	LAD vs. MIL (WC)	.286	2	7	0	2	0	0	0	0	0	0	0	0	2	0	0	0	.286	.286
	LAD vs. SD (DS)	.333	3	12	2	4	0	1	1	5	0	0	0	2	3	0	0	0	.429	.750
	LAD vs. ATL (CS)	.200	7	25	3	5	0	1	2	5	0	0	0	6	9	1	0	0	.355	.520
2021	LAD vs. TB (WS)	.136	6	22	2	3	0	0	1	3	0	0	0	2	6	0	0	0	.208	.273
	LAD vs. STL (WC)	.500	1	2	1	1	0	0	0	0	0	0	0	2	1	2	0	0	.750	.500
	LAD vs. SF (DS)	.267	5	15	2	4	1	0	0	3	0	0	0	0	7	1	0	0	.267	.333
2022	LAD vs. ATL (CS)	.412	6	17	2	7	0	0	1	4	0	0	0	3	3	2	0	0	.500	.588
	LAD vs. SD (DS)	.143	3	7	0	1	0	0	0	0	0	0	0	0	4	0	0	0	.143	.143
Wildcard Totals		.333	3	9	1	3	0	0	0	0	0	0	0	2	3	2	0	0	.455	.333
LDS Totals		.205	23	78	10	16	2	1	2	10	0	0	0	9	31	6	0	1	.287	.333
LCS Totals		.270	25	89	11	24	3	1	5	15	0	0	0	11	24	6	0	0	.350	.494
World Series Totals		.121	18	66	7	8	2	1	2	8	0	0	0	3	29	0	1	1	.159	.273
POSTSEASON TOTALS		.211	69	242	29	51	7	3	9	33	0	0	0	25	87	14	1	2	.285	.376

Bellinger's All-Star Game Record

Year	Club, Site	AVG	G	AB	R	H	2B	3B	HR	RBI	SH	SF	HP	BB	SO	SB	CS	E	OBP	SLG
2017	LAD, Miami	.000	1	3	0	0	0	0	0	0	0	0	0	0	1	0	0	0	.000	.000
2019	LAD, Cleveland	.000	1	2	0	0	0	0	0	0	0	0	0	0	2	0	0	0	.000	.000
All-Star Game Totals		.000	2	5	0	0	0	0	0	0	0	0	0	0	3	0	0	0	.000	.000

Bellinger's Career Fielding Record

Position	PCT	G	PO	A	E	TC	DP
First Base	.995	343	2,263	103	12	2,378	188
Outfield	.989	715	1,424	24	16	1,464	3

Bellinger's Career Home Run Chart

MULTI-HOMER GAMES: 17. **TWO-HOMER GAMES:** 17, last on 8/19/23 vs. KC. **THREE-HOMER GAMES:** None. **GRAND SLAMS:** 8, last on 7/15/23 vs. BOS (James Paxton). **PINCH-HIT HR:** None. **INSIDE-THE-PARK HR:** None. **WALK-OFF HR:** 3, last on 6/26/21 vs. CHC (Keegan Thompson). **LEADOFF HR:** None.

Bellinger's Career Bests and Streaks

HITS: 5, 4/17/23 at OAK. **RUNS:** 4 - 2 times (last on 7/15/19 at PHI). **2B:** 2 - 7 times (last on 8/26/24 at PIT). **3B:** 1 - 23 times (last on 9/24/24 at PHI). **HR:** 2 - 17 times (last on 8/19/23 vs. KC). **RBI:** 6 - 3 times (last on 6/2/21 vs. STL). **BB:** 3 - 9 times (last on 3/31/24 at TEX). **SO:** 4 - 4 times (last on 9/15/24 at COL). **SB:** 2 - 6 times (last on 5/7/23 vs. MIA). **HIT STREAK:** 13g, 6/24-7/7/23. **"WALK-OFF"** **HITS:** 3, last 6/26/21 vs. CHC (HR).

Player of the Month: 2 times (last: July 2023)

Player of the Week: 4 times (last: 4/18-24/22)

Rookie of the Month: 2 times (last: June 2017)



JT BRUBAKER • RHP

34

HT: 6-3 • **WT:** 180 • **BATS:** R • **THROWS:** R
BIRTHDATE: 11/17/93 • **OPENING DAY AGE:** 31
BIRTHPLACE: Springfield, Ohio
RESIDES: New Carlisle, Ohio
COLLEGE: University of Akron
M.L. SERVICE: 5 years



STATUS

- Acquired by the Yankees along with international signing bonus money from the Pittsburgh Pirates in exchange for a player to be named later (INF Keiner Delgado) on March 29, 2024.

CAREER NOTES

- Over parts of three Major League seasons with Pittsburgh (2020-22), he has gone 9-28 with a 4.99 ERA (315.2IP, 328H, 187R/175ER, 109BB, 324K, 51HR) in 63 games (61 starts).
- Has made three Opening Day rosters (2020-22 with Pittsburgh).

2024

- Spent the entire season on the 60-day injured list...combined to make eight rehab appearances (five starts) with Single-A Tampa, the FCL Yankees, Double-A Somerset and Triple-A Scranton/Wilkes-Barre, posting a 2.70 ERA (16.2IP, 8H, 5R/ER, 8BB, 9K, 2HR).
- Was placed on the 60-day injured list on 2/19 recovering from "Tommy John" surgery.
- Was acquired by the Yankees along with international signing bonus money from the Pittsburgh Pirates in exchange for a player to be named later (INF Keiner Delgado) on 3/29.

2023

- Missed the entire season after undergoing "Tommy John" surgery on 4/12...the surgery was performed by Dr. Keith Meister.
- Was placed on the 15-day injured list on 3/30 (retro. to 3/27)...was transferred to the 60-day I.L. on 4/2 and missed the entire season.

2022

- Made 28 starts with Pittsburgh, going 3-12 with a 4.69 ERA (144.0IP, 157H, 85R/75ER, 54BB, 147K, 17HR)...opponents batted .271/.341/.433 (157-for-580, 17HR); LH .269/.339/.481 (72-for-268, 10HR); RH .272/.342/.391 (85-for-312, 7HR)...made his third career Opening Day roster...posted career highs in starts, innings pitched and strikeouts.
- Led the team in strikeouts and ranked second in starts.
- Received 3R-or-fewer of support in 22 of his 28 starts...received 2R-or-fewer of support in 17 of his starts.
- Made his first career Opening Day start on 4/7 at St. Louis and took the loss (3.0IP, 4H, 4R/ER, 3BB, 2K, 1HR).
- Posted a 2.63 ERA (27.1IP, 8ER) and 29K in five starts during the month of May.
- Recorded a career-high 10K on 5/17 at Chicago-NL.
- Threw a career-high 106 pitches on 6/14-G1 at St. Louis.
- Recorded his first win of the year on 6/20 vs. Chicago-NL, snapping his seven-game losing streak.
- Tossed 7.0 scoreless innings on 7/13 at Miami (3H, 2BB, 9K).
- Gave up just two hits in 7.0 scoreless innings while recording his third win on 8/18 vs. Boston (0BB, 7K, 1HP).
- Was placed on the paternity list on 8/28 and reinstated on 8/31.
- Left his start on 9/15 at New York-NL due to right latissimus muscle discomfort.
- Was placed on the 15-day injured list on 9/18 (retro to 9/16) with right lat discomfort...missed 16 team games...was reinstated from the injured list on 10/4 and started that night against the Cardinals at PNC Park.

2021

- In 24 games with the Pirates, went 5-13 with a 5.36 ERA (124.1IP, 123H, 75R/74ER, 38BB, 129K, 28HR)...opponents batted .254/.319/.480 (123-for-485, 28HR); LH .269/.329/.500 (63-for-234, 14HR); RH .239/.309/.462 (60-for-251, 14HR)...made his second career Opening Day roster.
- Allowed 3ER-or-fewer in 16 of his 24 starts.
- Went 3-2 with a 2.58 ERA (38.1IP, 11ER) and 41K over his first six starts from 4/5-5/11.
- Made his season debut on 4/5 at Cincinnati and singled off José De León in the third inning in his first big league plate appearance (ND, 4.0IP, 3H, 1R/ER, 4BB, 6K, 0HR).
- Recorded 3RBI on 4/11 vs. Chicago-NL, becoming the first Pirates pitcher with 3RBI since Tyler Glasnow on 5/2/17 at Cincinnati.
- Set a career high with 7.0IP on 4/23 at Minnesota (5H, 2R/ER, 0BB, 5K, 2HR).
- Recorded his first career scoreless start on 5/29 vs. Colorado (6.0IP, 4H, 1BB, 5K, 1HP).
- Was placed on the COVID-19 injured list on 6/3 and was reinstated on 6/4.
- Recorded a career-high nine-game losing streak from 6/8-8/18.



- ▶ Was placed on the 10-day injured list on 8/25 with a right thumb contusion...missed nine team games...was reinstated on 9/4.
- ▶ Started the game on 9/4 at Chicago-NL and allowed 3R/ER in 3.0IP before being removed in the fourth inning with right shoulder discomfort.
- ▶ Was placed on the 10-day injured list on 9/5 with right shoulder inflammation and missed remainder of the season.

2020

- ▶ Saw his first Major League action with the Pirates, going 1-3 with a 4.94 ERA (47.1IP, 48H, 27R/26ER, 17BB, 48K, 6HR) in 11 games (nine starts)...opponents batted .262/.332/.426 (48-for-183, 6HR); LH .287/.379/.436 (29-for-101, 2HR); RH .232/.270/.415 (19-for-82, 4HR).
- ▶ Made his first career Opening Day roster.
- ▶ Among rookies, ranked second in the NL and tied for seventh in the Majors in strikeouts...also ranked ninth in innings pitched (fourth in NL) and tied for ninth in starts (tied for third in NL).
- ▶ Made his Major League debut on 7/26 at St. Louis, tossing 2.0 scoreless innings of relief (3H, 4K)...struck out Kolten Wong swinging in the sixth inning for his first Major League strikeout.
- ▶ Made his first two appearances out of the bullpen before making his final nine appearances as a starter.
- ▶ Made his first Major League start on 8/6 vs. Minnesota (3.0IP, 4H, 3R/ER, 2BB, 2K, 1HR).
- ▶ Earned his first Major League win on 9/3 vs. Chicago-NL (5.0IP, 7H, 2R/1ER, 1BB, 5K, 0HR, 1WP).

2019

- ▶ Combined with Triple-A Indianapolis and short-season Single-A West Virginia to go 2-1 with a 2.28 ERA (27.2IP, 24H, 8R/7ER, 8BB 24K, 2HR) in six starts.
- ▶ Began the season with Triple-A Indianapolis and went 2-1 with a 2.57 ERA (21.0IP, 19H, 6R/ER, 4BB, 20K, 2HR) in four starts...was placed on the minor league injured list with a right forearm strain...made two starts on a rehab assignment with short-season Single-A West Virginia before being shut down for the remainder of the season.

2018

- ▶ Was named the Pirates Minor League Pitcher of the Year after combining to go 10-6 with a 2.81 ERA (154.0IP, 150H, 56R/48ER, 44BB, 131K, 8HR) in 28 starts with Double-A Altoona and Triple-A Indianapolis...led Pittsburgh minor leaguers in ERA and starts, ranked second in strikeouts, third in innings pitched, seventh in wins and WHIP (1.26), and 10th in winning percentage (.625).
- ▶ Began the season with Double-A Altoona, going 2-2 with a 1.80 ERA (35.0IP, 29H, 9R/7ER, 8BB, 35K, 1HR) in six starts.
- ▶ Was promoted to Triple-A Indianapolis on 5/10 and went 8-4 with a 3.10 ERA (119.0IP, 121H, 47R/41ER, 36BB, 96K, 7HR) in 22 starts...was tied for third in the International League in winning percentage (.667) and seventh in ERA.
- ▶ Was added to Pittsburgh's 40-man roster on 11/20.

2017

- ▶ Spent the entire season with Double-A Altoona, going 7-6 with a 4.44 ERA (129.2IP, 150H, 73R/64ER, 45BB, 109K, 9HR) in 26 games (24 starts)...was tied for fourth among Pirates minor leaguers in starts, tied for sixth in strikeouts and ranked 10th in innings pitched.
- ▶ Following the season, made eight relief appearances for the Desert Dogs in the Arizona Fall League, posting a 2.63 ERA (13.2IP, 15H, 4R/ER, 2BB, 16K, 1HR).

2016

- ▶ Combined with Single-A West Virginia and Single-A Bradenton to go 6-11 with a 4.44 ERA (129.2IP, 133H, 73R/64ER, 46BB, 120K, 15HR) in 26 starts...among Pirates minor leaguers, was tied for fourth in strikeouts and starts.
- ▶ Began the season with Single-A West Virginia, going 4-5 with a 3.48 ERA (62.0IP, 56H, 30R/24ER, 24BB, 77K, 9HR) in 12 starts...was promoted to Single-A Bradenton on 6/8 and went 2-6 with a 5.32 ERA (67.2IP, 77H, 43R/40ER, 22BB, 43K, 6HR).

2015

- ▶ Made his professional debut with short-season Single-A West Virginia, going 6-4 with a 2.82 ERA (73.1IP, 57H, 26R/23ER, 12BB, 49K, 3HR) in 15 starts.
- ▶ Among Pirates minor leaguers, ranked first in WHIP (0.94), third in opponents' BA (.216) and seventh in ERA.
- ▶ Also led the New York-Penn League in starts and WHIP (0.94), ranked fourth in opponents' BA and fifth in ERA.
- ▶ Was named the New York-Penn League "Pitcher of the Week" for 7/20-26.

PERSONAL

- ▶ Full name is Jonathan Trey Brubaker.
- ▶ Graduated from Tecumseh High School in New Carlisle, Ohio...earned three varsity letters in baseball...was also a two-time first-team All-Central Buckeye Conference selection and All-Springfield News selection.
- ▶ Pitched collegiately at the University of Akron, where he went 5-4 with a 3.63 ERA (89.1IP, 36ER) in 15 starts as a junior in 2015.
- ▶ His father, Frank Brubaker, spent two seasons as a pitcher in the New York Yankees farm system, playing for Oneonta (New York-Penn League) and the GCL Yankees in 1989 and with Fort Lauderdale in 1990.



MEDIA

Selected by the Pittsburgh Pirates in the sixth round of the 2015 First-Year Player Draft.

a – Placed on the COVID-19 injured list from June 3 - June 4, 2021.

b – Placed on the 10-day injured list from August 25 - September 4, 2021 with a right thumb contusion.

c – Placed on the 10-day injured list on September 5, 2021 with right shoulder inflammation and missed the remainder of the season.

d – Placed on the 15-day injured list from September 18 (retroactive to September 16) - October 4, 2022 with right lat discomfort.

e – Placed on the 15-day injured list on March 30, 2023 (retroactive to March 27) with right elbow inflammation...was transferred to the 60-day injured list on April 2, 2023 and missed the entire season.

f – Was placed on the 60-day injured list on February 19, 2024 recovering from "Tommy John" surgery and remained on the injured list for the entire season.

g – Acquired by the Yankees along with international signing bonus money from the Pittsburgh Pirates in exchange for a player to be named later (INF Keiner Delgado) on March 29, 2024.

Position	PCT	G	PO	A	E	TC	DP
Pitcher	.918	63	14	31	4	49	5

Year	Team	AVG	G	AB	R	H	2B	3B	HR	RBI	SH	SF	HP	BB	SO	SB	CS
2024																	
	Major League Totals	.079	63	38	0	3	0	0	0	3	1	0	0	4	15	0	0

COMPLETE GAMES: None. **LOW-HIT COMPLETE GAME:** None. **IP (START):** 7.0 - 4 times (last on 8/18/22 vs. BOS). **IP (RELIEF):** 3.0, 8/1/20 at CHC. **HITS:** 12, 7/31/22 vs. PHI. **RUNS:** 9, 8/6/21 at CIN. **EARNED RUNS:** 8, 8/6/21 at CIN. **WALKS:** 5, 7/8/22 at MIL. **STRIKE-OUTS:** 10, 5/17/22 at CHC. **HOME RUNS:** 3 - 4 times (last on 6/3/22 vs. ARI). **WINNING STREAK:** 2g - 2 times (last from 6/20-30/22). **LOSING STREAK:** 9d, 6/8-8/18/21. **SCORELESS STREAK:** 12.0IP, 8/11-23/22.

Reliever of the Month: None


Player of the Week: None

Rookie of the Month: None

OSWALDO CABRERA • INF/OF

95

HT: 6-0 • **WT:** 200 • **BATS:** S • **THROWS:** R
BIRTHDATE: 3/1/99 • **OPENING DAY AGE:** 26
BIRTHPLACE: Guarenas, Venezuela
RESIDES: Tampa, Fla.
M.L. SERVICE: 2 years, 50 days



STATUS

- ▶ Signed by the Yankees as a non-drafted free agent on July 2, 2015.

CAREER NOTES

- ▶ Has made two Opening Day rosters with the Yankees (2023-24).

2024

- ▶ In 109 games with the Yankees, batted .247 (74-for-299) with 47R, 11 doubles, 8HR, 36RBI, 21BB, 1HP, 4SB and 3SF...appeared defensively at 3B (74G/62GS), 2B (13G/7GS), 1B (13G/5GS), SS (6G/4GS), RF (3G/1GS) and LF (3G/0GS)...posted career highs in runs scored, hits, home runs and RBI.
- ▶ Hit .268/.320/.409 (59-for-220) with 7 doubles, 8HR and 17BB vs. right-handed pitching...batted .352/.420/.521 (25-for-71) with 3 doubles, 3HR, 9BB, 2SB and 1SF vs. right-handed pitching over his final 42 games of the season (7/6-9/28).
- ▶ Five of his 8HR either tied the game (two) or gave the Yankees the lead (three).
- ▶ Batted .310/.349/.534 (18-for-58) with 11R, 4 doubles, 3HR, 13RBI, 4BB and 1SF over his first 16 games of the season from 3/28-4/19...reached base in 14 of those games and hit safely in 13 of those games.
- ▶ Over his first three games of the season at the Astros from 3/28-30, was 7-for-13 (.538) with 3R, 1 double, 2HR and 6RBI...according to STATS, was the fifth Major League player since 1974 to have a game-tying hit in the sixth inning-or-later in three straight games...joined Colorado's Vinny Castilla (3G from 4/13-16/98), Kansas City's Craig Paquette (3G from 8/27-29/96), Chicago-NL's Keith Moreland (3G from 8/1-3/84) and San Diego's Garry Templeton (3G from 7/3-5/82).
- ▶ Was the third Yankee in the last 25 years (since 2000) to record at least 7H in the Yankees' first three games of a season, joining Chase Headley (7H in 2017) and Starlin Castro (7H in 2016).
- ▶ Was the fourth Yankee (fifth time) in the last 20 years (since 2005) to record at least 6RBI through the Yankees' first three games of a season, joining Anthony Rizzo (6RBI in 2022), Starlin Castro (8RBI in 2016) and Mark Teixeira (7RBI in 2011 and '16).
- ▶ Hit a game-tying solo HR in the sixth inning on Opening Day at Houston...was just the second Yankee age 25-or-younger to hit a home run on Opening Day in the last 25 years (since 2000), joining Melky Cabrera (23y, 234d on O.D. on 4/1/08 vs. Toronto) and just the third Yankee (fourth time) in the last 31 years (since 1994) to do so (also Derek Jeter: 21y, 281d on O.D. on 4/2/96 at Cleveland and 24y, 283d on O.D. on 4/5/99 at Oakland)...was the ninth Yankee in franchise history to homer from the No. 9 spot in the starting lineup on Opening Day, joining Didi Gregorius (2016), Melky Cabrera (2008), Derek Jeter (1996), Pat Kelly (1993), Roberto Kelly (1989), Bucky Dent (1981), Allie Reynolds (1948) and Jack Chesbro (1904).
- ▶ Recorded a career-high 4H and a season-high 3RBI on 3/29 at Houston, including a game-tying RBI single in the seventh inning and a two-run single in the eighth inning (4-for-5, 1 double, 3RBI)...drove in three runs in a game for the third time in his career (5RBI on 9/21/22 vs. Pittsburgh and 3RBI on 4/7/23 at Baltimore).
- ▶ Hit his second HR of the year with a game-tying two-run HR in the seventh inning on 3/30 at Houston...marked his first career HR that either tied the game or gave the Yankees the lead in the seventh inning-or-later.
- ▶ Made his first career start at 1B on 5/5 vs. Detroit (2-for-3, 1 double, 1RBI).
- ▶ Made his first career pitching appearance on 6/8 vs. Los Angeles-NL (0.1IP, 2BB).
- ▶ Hit safely in 19 of his final 22 starts of the season from 7/6-9/28, batting .321 (26-for-81) with 17R, 3 doubles, 2HR, 9RBI, 8BB, 1SF and 2SB in those games.
- ▶ Hit safely in a season-high six straight games from 8/7(G1)-17, batting .444/.474/.833 (8-for-18) with 4R, 1 double, 2HR, 3RBI, 1BB and 1SB.
- ▶ Homered in back-to-back games for the first time in his career on 8/7(G1)-8.
- ▶ Appeared in seven postseason games for the Yankees and reached base in 4-of-9PA (1H, 3BB)...made two starts at 1B in the ALDS (Game 1 vs. Kansas City and Game 3 at Kansas City).

2023

- ▶ Batted .211 (63-for-298) with 35R, 11 doubles, 5HR, 29RBI, 25BB and 8SB in 115 games over four stints with the Yankees (3/30-5/31, 6/3-18, 6/22-7/22 and 8/3-10/1)...appeared defensively at all three outfield positions (LF - 51G/34GS, RF - 49G/25GS, CF - 1G), 3B (15G/13GS), 2B (6G/3GS), SS (5G/5GS) and 1B (1G).
- ▶ According to Elias, was just the fourth player in franchise history to play all three outfield positions and all four infield positions in a single season, joining Clay Bellinger (2000), George Moriarty (1907) and Wid Conroy (1905).
- ▶ In 32 Interleague games, hit .293 (22-for-75) with 10R, 3 doubles, 2HR, 8RBI, 7BB and 3SB.
- ▶ Made his first career Opening Day roster...started in LF on Opening Day vs. San Francisco.



- Drove in a go-ahead run with an RBI single in the ninth inning on 4/12 at Cleveland...marked his second career hit that gave the Yankees the lead in the ninth inning-or-later (also a "walk-off single in the 12th inning on 9/7/22-G1 vs. Minnesota).
- Notched 8RBI over a seven-game span from 5/7-14.
- Over an 11-game stretch from 6/28-7/16, reached base in 12-of-20 plate appearances (7H/4BB/1HP).
- Became the first player in franchise history to appear at 3B, RF and CF in a game on 8/31 at Detroit...started the game at 3B before moving to RF in the eighth inning and CF in the 10th inning...marked his first professional appearance in CF.
- Drew a bases-loaded walk in the second inning on 9/2 at Houston...with Oswald Peraza, Everson Pereira and Austin Wells all driving in a run as well, it marked the 12th time since 1920 (when RBI became an official stat) that the Yankees had four players 24-or-younger record an RBI in the same game and the second time in the last 68 years (since 1956)...John Ellis (21), Thurman Munson (23), Jerry Kenney (24) and Bobby Murcer (24) also did so on 6/21/70 at Boston (confirmed by *Elias*).
- Hit safely in 10 of his 12 games from 9/10-24, batting .295 (13-for-44) with 5R, 3 doubles, 1HR, 3RBI, 5BB and 1SB over that stretch...also hit safely in a season-high six straight games from 9/10-16, batting .364/.481/.591 (8-for-22) with 4R, 2 doubles, 1HR, 3RBI, 5BB and 1SB...reached base in 13-of-27 plate appearances in that span (8H/5BB)...marked the second-longest hitting streak of his career (7G from 9/23-30/22).
- Recorded the Yankees' first hit of the game in the 11th inning on 9/10 vs. Milwaukee with a game-tying RBI double...marked his third career hit that either tied the game (one) or gave the Yankees the lead (two) in extra innings.
- Batted .225 (9-for-40) with 7R, 1 double, 2HR, 6RBI, 5BB, 1HP and 2SB in 10 games with Triple-A Scranton/Wilkes-Barre.
- Following the season, appeared in 25 games for the Tiburones De La Guaira in the Venezuelan Winter League, hitting .267 (23-for-86) with 13R, 3 doubles, 2 triples, 2RBI, 9BB and 1SB.

2022

- Saw his first Major League action with the Yankees, batting .247 (38-for-154) with 21R, 8 doubles, 1 triple, 6HR, 19RBI, 15BB, 15F and 35B in 44 games...appeared defensively at RF (27G/24GS), LF (9G/8GS), SS (4G/3GS), 2B (3G/3GS), 3B (3G/3GS) and 1B (3G).
- Recorded seven outfield assists in just 34 games...his seven outfield assists were tied with Aaron Judge for the team lead...his seven outfield assists were also the most in the Majors from when he made his Major League debut on 8/17 to the end of the season...prior to his Major League debut, had played just four professional games in the outfield.
- According to the YES Network, was the first player in franchise history to start at four different positions within his first six Major League games (3B, SS, RF, 2B)...made his first three career starts all at different positions (3B, SS, RF)...according to *Elias*, was the first Yankees player to start at three different positions in his first three Major League starts since Tyler Wade in 2017 (LF, 2B, RF)...prior to Wade, the last Yankee to do so was Don Mattingly from 1982-83 (LF, RF, 1B)...Shane Spencer was not counted in 1998 because he was a DH in one of his first three Major League starts.
- Began the year with Triple-A Scranton/Wilkes-Barre, hitting .262/.340/.492 (48-for-183) with 29R, 12 doubles, 3 triples, 8HR, 29RBI, 19BB and 10SB in 47 games...appeared defensively at 2B (21G), SS (15G), 3B (6G), RF (2G) and LF (1G)...also appeared in five rehab games with Single-A Tampa and the FCL Yankees.
- Over his final 20 games with the RailRiders (7/22-8/16), hit .382/.461/.684 (29-for-76) with 16R, 4 doubles, 2 triples, 5HR, 17RBI, 10BB, 2HP, 15F and 8SB.
- Was recalled from Triple-A on 8/17 and made his Major League debut later that night vs. Tampa Bay...was the first Yankee to start at 3B in his Major League debut since Zealous Wheeler on 7/3/14 at Minnesota.
- Picked up his first Major League hit with a fourth-inning double on 8/18 vs. Toronto...also singled in the seventh inning...was the first Yankee to pick up a multi-hit game within his first two career games since Thairo Estrada on 4/23/19 at Los Angeles-AL (went 2-for-4 in his second career game)...was the first Yankee to do so while playing shortstop since Derek Jeter (went 2-for-3 in his second career game on 5/30/95 at Seattle).
- Batted .314/.351/.457 (11-for-35) with 3R, 3 doubles, 1 triple, 2RBI and 2BB in nine games from 8/18-27.
- Recorded his first career RBI with a bases-loaded walk in the fourth inning on 8/23 vs. New York-NL.
- Recorded 3H in back-to-back games from 8/25-26 at Oakland...became the first Yankee to record at least 3H in a game multiple times within his first nine career games since Steve Whitaker in 1966 (went 3-for-4 in his fourth and fifth career games).
- Hit a "walk-off" single in the 12th inning in Game 1 on 9/7 vs. Minnesota...was the first Yankees rookie with a "walk-off" hit since Mike Ford on 9/1/19 vs. Oakland...also recorded his fifth outfield assist in the 10th inning, throwing out the would-be go-ahead run at home (his 12th career game in the outfield)...according to *Elias*, was just the seventh player to make his debut in the Expansion Era (since 1961) and to record at least five outfield assists in his first 12 games in the outfield...joined San Francisco's Juan Pérez (five in 2013), Kansas City's Gary Thurman (six in 1987), California's Ken Landreaux (eight in 1977), Los Angeles-NL's Lee Lacy (six in 1975), Washington-AL's Gary Holman (six in 1968) and Minnesota's Jimmie Hall (eight in 1963).
- Batted .304/.389/.595 (24-for-79) with 17R, 5 doubles, 6HR, 15RBI, 11BB and 3SB over his final 23 games of the season (9/10-10/5)...his .595 SLG and .984 OPS were both the eighth-highest in the AL over that stretch.
- Eleven of his last 22H of the season went for extra bases (five doubles, 6HR).
- Hit his first career HR — a two-run HR in the second inning — on 9/11 vs. Tampa Bay off Calvin Faucher...recorded his sixth outfield assist of the season in the second inning...according to *Elias*, was the first player to have at least six outfield assists in his first 16 career games in the outfield since Boston's Dom DiMaggio in 1940 (seven outfield assists)...*Elias* also notes that he is the first Yankee to have at least six outfield assists in his first 16 career games in the outfield since Chick Fewster in 1919 (six outfield assists).



- Reached base a career-high five times on 9/16 at Milwaukee...was the first Yankees rookie to reach base at least five times in a game since Aaron Judge did so twice in 2017...started the game in RF before moving to 1B in the sixth inning...had never appeared in a game at 1B in his professional career...then moved to LF for one batter in the ninth inning before moving back to 1B.
- Reached base in 15 of his final 17 games of the season (9/18-10/5), reaching base multiple times in eight of those games...batted .316/.391/.649 (18-for-57) with 14R, 4 doubles, 5HR, 11RBI, 7BB and 2SB over that stretch...his .649 SLG was the eighth-highest in the AL over that span.
- Hit his first career grand slam in the first inning on 9/21 vs. Pittsburgh...became just the sixth Yankee since 1969 to hit a grand slam within his first three career home runs, joining Francisco Cervelli (second career HR on 5/8/11 at Texas), Melky Cabrera (third career HR on 7/5/06 at Cleveland), Hideki Matsui (first career HR on 4/8/03 vs. Minnesota), Jay Buhner (second career HR on 6/11/88 vs. Baltimore) and Fred Stanley (third career HR on 9/8/73 vs. Milwaukee)...also recorded a career-high 5RBI...became just the sixth Yankee to record 5RBI in a game within his first 30 career games (since RBI became an official stat in 1920), joining Kevin Maas (5RBI on 7/14/90 vs. Chicago-AL), Jay Buhner (5RBI on 6/11/88 vs. Baltimore), Russ Derry (5RBI in Game 1 on 8/13/44 vs. Chicago-AL), Charlie Keller (6RBI on 5/2/39 at Detroit) and Gil McDougald (6RBI on 5/3/51 at St. Louis-AL).
- Recorded a career-high seven-game hitting streak from 9/23-30, batting .360/.407/.680 (9-for-25) with 6R, 2 doubles, 2HR, 3RBI, 2BB and 2SB over that span.
- Hit his sixth HR of the season with a go-ahead solo HR in the first inning on 10/5 at Texas (1-for-3, 1R, 1HR, 1RBI)...recorded his seventh outfield in just his 34th game in the outfield...according to *Elias*, was the first player to record at least seven outfield assists in his first 34 career games in the outfield since Oakland's Ramon Laureano (7).
- Started eight of the Yankees' nine postseason games, batting .071 (2-for-28) with 2R, 1 double, 1HR, 2RBI and 1BB...made five starts in LF and three at SS...went 2-for-3 with 2R, 1 double, 1HR and 2RBI in ALDS Game 3 at Cleveland, picking up his first hit of the postseason with a third-inning double and hitting his first career postseason HR with a two-run shot in the fifth.

2021

- Combined with Double-A Somerset and Triple-A Scranton/Wilkes-Barre to hit .272/.330/.533 (127-for-467) with 72R, 31 doubles, 2 triples, 29HR, 89RBI, 41BB and 21SB in 118 games.
- Led all Yankees minor leaguers in RBI and total bases (249), ranked second in hits, doubles, home runs, extra-base hits (62), and slugging, tied for fourth in runs, tied for fifth in OPS (.863) and 10th in BA.
- Spent the majority of the season with Double-A Somerset, batting .256/.311/.492 (112-for-437) with 61R, 29 doubles, 1 triple, 24HR, 78RBI, 36BB and 20SB...led the Double-A Northeast in hits, RBI, extra-base hits (54) and total bases (215), as well as ranking third in home runs, tied for fourth in doubles and tied for fifth in stolen bases...was the only player in the league with 20HR and 20SB...following the season, he was named the Double-A Northeast Most Valuable Player and a Postseason All-Star.
- Was promoted to Triple-A Scranton/Wilkes-Barre on 9/21 and hit .500/.583/1.133 (15-for-30) with 11R, 2 doubles, 1 triple, 5HR, 5BB and 15B.
- Following the season, he was tabbed by *Baseball America* as the Yankees' No. 8 prospect.
- Was added to the 40-man roster on 11/19.

2020

- Did not play due to the COVID-19 pandemic.

2019

- In 120 games at Single-A Tampa, hit .260 (117-for-450) with 55R, 29 doubles, 8HR, 56RBI and 10SB...ranked sixth among Yankees minor leaguers in hits...tied for third in the Florida State League in doubles, tied for seventh in hits and tied for eighth in total bases (170).

2018

- Spent the entire season with Single-A Charleston, batting .229 (111-for-485) with 48R, 24 doubles, 1 triple, 6HR, 48RBI and 28BB in 126 games.

2017

- Combined at Single-A Charleston and short-season Single-A Staten Island to hit .252 (103-for-408) with 49R, 14 doubles, 1 triple, 4HR and 53RBI in 112 games.
- Started and finished the season with Single-A Charleston, hitting .242 (77-for-318) with 37R, 11 doubles, 4HR and 37RBI in 89 games...at 18 years and 1 month, was the youngest player to make a 2017 Opening Day roster in the South Atlantic League.
- Appeared in 23 games in one stint with short-season Single-A Staten Island, hitting .289 (26-for-90) with 12R, 3 doubles, 1 triple and 16RBI.

2016

- Played at three levels in his professional debut, combining to hit .345/.396/.523 (68-for-197) with 33R, 15 doubles, 4 triples, 4HR, 25RBI and 75B in 52 games with the DSL Yankees 2, GCL Yankees East and Rookie-level Pulaski.
- Began the season in the DSL and hit .441/.487/.647 (30-for-68) with 15R, 5 doubles, 3 triples, 1HR and 12RBI in 19 games.
- Was promoted to the GCL on 7/14 and recorded at least 1H and 1R in all seven games (7/15-23), batting .455/.471/.818 (15-for-33) with 9R, 6 doubles, 2HR and 6RBI.
- Finished the season at Pulaski, where he hit .240 (23-for-96) with 9R, 4 doubles, 1 triple, 1HR and 7RBI in 26 games.



PERSONAL

- ▶ Full name is Oswaldo Alberto Cabrera Mabaricuna.
- ▶ Following the 2024 season, was tabbed by the New York Chapter of the BBWAA as the winner of the Joan Payson / Shannon Forde Award for Community Service.

Cabrera's Career Playing Record																			
Year	Club	AVG	G	AB	R	H	2B	3B	HR	RBI	SH	SF	HP	BB	SO	SB	CS	E	OBP SLG
2016	DSL Yankees 2	.441	19	68	15	30	5	3	1	12	1	2	3	5	6	2	1	5	.487 .647
	GCL Yankees	.455	7	33	9	15	6	0	2	6	0	0	0	1	2	1	1	2	.471 .818
	Pulaski	.240	26	96	9	23	4	1	1	7	0	0	1	8	13	4	1	8	.305 .333
2017	Charleston	.242	89	318	37	77	11	0	4	37	4	4	1	26	46	6	0	12	.298 .314
	Staten Island	.289	23	90	12	26	3	1	0	16	0	1	3	4	11	2	1	2	.337 .344
2018	Charleston	.229	126	485	48	111	24	1	6	48	5	5	3	28	66	4	9	13	.273 .320
2019	Tampa	.260	120	450	55	117	29	0	8	56	2	6	2	33	105	10	8	25	.310 .378
2020	Did Not Play - COVID-19 Pandemic																		
2021	Somerset	.256	109	437	61	112	29	1	24	78	2	3	0	36	118	20	5	11	.311 .492
2022	Scranton/WB	.500	9	30	11	15	2	1	5	11	0	0	1	5	9	1	0	1	.583 1.133
	Scranton/WB	.262	47	183	29	48	12	3	8	29	2	1	3	19	55	10	3	4	.340 .492
	Tampa	.364	4	11	1	4	1	0	1	2	0	0	0	3	1	3	1	0	.500 .727
	FCL Yankees	.333	1	3	1	1	0	0	0	1	0	1	0	0	1	0	0	0	.250 .333
2023	YANKEES	.247	44	154	21	38	8	1	6	19	1	1	0	15	44	3	2	1	.312 .429
	YANKEES	.211	115	298	35	63	11	0	5	29	3	2	2	25	72	8	0	5	.275 .299
	Scranton/WB	.225	10	40	7	9	1	0	2	6	0	0	1	5	9	2	1	1	.326 .400
2024	YANKEES	.247	109	299	47	74	11	0	8	36	2	3	1	21	63	4	2	7	.296 .365
Minor League Totals		.262	590	2244	295	588	127	11	62	309	16	23	18	173	442	65	31	45	.317 .411
Major League Totals		.233	268	751	103	175	30	1	19	84	6	6	3	61	179	15	4	13	.291 .352

Signed by the Yankees as a non-drafted free agent on July 2, 2015.

Cabrera's Postseason Batting Record																			
Year	Club vs. Opp.	AVG	G	AB	R	H	2B	3B	HR	RBI	SH	SF	HP	BB	SO	SB	CS	E	OBP SLG
2022	NY Yankees vs. CLE (DS)	.105	5	19	2	2	1	0	1	2	0	0	0	0	10	0	0	0	.105 .316
	NY Yankees vs. HOU (CS)	.000	3	9	0	0	0	0	0	0	0	0	0	1	2	0	0	0	.100 .000
2024	NY Yankees vs. KC (DS)	.200	2	5	0	1	1	0	0	0	0	0	0	3	3	0	0	0	.500 .400
	NY Yankees vs. CLE (CS)	.000	3	1	0	0	0	0	0	0	0	0	0	0	0	0	0	0	.000 .000
	NY Yankees vs. LAD (WS)	-	2	0	0	0	0	0	0	0	0	0	0	0	0	0	0	0	-
LDS Totals		.125	7	24	2	3	2	0	1	2	0	0	0	3	13	0	0	0	.222 .333
LCS Totals		.000	6	10	0	0	0	0	0	0	0	0	0	1	2	0	0	0	.091 .000
World Series Totals		-	2	0	0	0	0	0	0	0	0	0	0	0	0	0	0	0	-
POSTSEASON TOTALS		.088	15	34	2	3	2	0	1	2	0	0	0	4	15	0	0	0	.184 .235

Cabrera's Career Fielding Record							
Position	PCT	G	PO	A	E	TC	DP
First Base	1.000	17	61	3	0	64	4
Second Base	.950	22	24	33	3	60	8
Third Base	.972	92	76	169	7	252	18
Shortstop	.950	15	12	26	2	40	3
Outfield	.995	132	173	8	1	182	1

Cabrera's Career Home Run Chart

MULTI-HOMER GAMES: None. **GRAND SLAMS:** 1, on 9/21/22 vs. PIT (Roansy Contreras). **PINCH-HIT HR:** None. **INSIDE-THE-PARK HR:** None. **WALK-OFF HR:** None. **LEADOFF HR:** None.

Cabrera's Career Bests and Streaks

HITS: 4, 3/29/24 at HOU. **RUNS:** 2 - 17 times (last on 9/9/24 vs. KC). **2B:** 1 - 30 times (last on 9/27/24 vs. PIT). **3B:** 1, 8/26/22 at OAK. **HR:** 1 - 19 times (last on 8/8/24 vs. LAA). **RBI:** 5, 9/21/22 vs. PIT. **BB:** 3 - 2 times (last on 5/15/23 at TOR). **SO:** 4, 3/30/23 vs. SF. **SB:** 1 - 15 times (last on 8/14/24 at CWS). **HIT STREAK:** 7g, 9/23-30/22. **"WALK-OFF" HITS:** 1, 9/7/22-G1 vs. MIN (single).

Player of the Month: None **Player of the Week:** None **Rookie of the Month:** None



JAZZ CHISHOLM JR. • INF/OF

13

HT: 5-11 • **WT:** 184 • **BATS:** L • **THROWS:** R
BIRTHDATE: 2/1/98 • **OPENING DAY AGE:** 27
BIRTHPLACE: Nassau, Bahamas
RESIDES: Weston, Fla.
M.L. SERVICE: 4 years, 75 days



STATUS

- Acquired by the Yankees from the Miami Marlins in exchange for minor league catcher Agustín Ramírez, infielder Jared Serna and infielder Abrahan Ramírez on July 27, 2024.

CAREER

- Over parts of five Major League seasons with the Miami Marlins (2020-24) and the New York Yankees (2024), has hit .249 (410-for-1,647) with 241R, 64 doubles, 15 triples, 77HR, 228RBI, 139BB and 99SB in 449 games.
- Was named to his first career All-Star team in 2022 with Miami.
- Has appeared defensively in his career in centerfield (192G/187GS), at second base (167G/156GS), third base (45G/GS) and shortstop (46G/37GS)...is one of only five players in the Majors since 2020 to make at least 40 appearances at 2B, 3B, SS and CF in that span... joins Willi Castro, Kiké Hernández, Isiah Kiner-Falefa and Chris Taylor.
- Is one of nine players in the Majors to record double-digit home runs and stolen bases in each of the last four seasons (since 2021), joining Randy Arozarena, Mookie Betts, Francisco Lindor, Cedric Mullins, Shohei Ohtani, José Ramírez, Kyle Tucker and Trea Turner.
- His eight career leadoff home runs with Miami were the second-most in Marlins history, trailing only Hanley Ramírez (25).
- Recorded multi-home run games in his second and third career games with the Yankees, becoming the first player in Major League history to record two multi-HR games in his first three games with any franchise.
- Has made four Opening Day rosters (2021-24 with Miami).
- Was the first player in Yankees history to hit at least 4HR in his first three games with the Yankees and 7HR in his first 12 games with the club.
- Is one of nine players born in the Bahamas to appear in a Major League game, joining Lucius Fox, Antaoan Richardson, Wil Culmer, Ed Armbrister, Wenty Ford, Tony Curry and André Rodgers...additionally, Bahamas native Ormond Sampson played two seasons in the Negro Leagues (1932 and '38)...Chisholm Jr. was the first Bahamas-born player to be named an All-Star.
- Has made the postseason three times (2020, '23 with Miami; 2024 with the Yankees)...his 6SB during the 2024 postseason were the most by a Yankee in a single postseason in franchise history.

CAREER HIGHLIGHTS

NL All-Star Team

► 2022

2024

- Combined with the Marlins and Yankees to hit .256/.324/.436 (144-for-562) with 74R, 21 doubles, 4 triples, 24HR, 73RBI, 53BB and 40SB in 147 games...appeared defensively in centerfield (97G/95GS), at third base (45G/GS) and second base (3G/2GS)...marked his first career appearances at 3B...set career highs in hits, home runs, runs scored, RBI, doubles, walks, stolen bases, extra-base hits (49), total bases (245) and games played.
- Was one of four players in the Majors to record 20HR and 40SB, joining Cincinnati's Elly De La Cruz (25HR/67SB), Los Angeles-NL's Shohei Ohtani (54HR/59SB) and Cleveland's José Ramírez (39HR/41SB).
- In 46 games with the Yankees, batted .273/.325/.500 (48-for-176) with 28R, 7 doubles, 11HR, 23RBI, 14BB and 18SB...hit safely in 33 of his 46 games with the Yankees and reached base safely in 35 of those games.
- Despite playing in only 46 games with the Yankees, ranked second on the team with 18SB, trailing only Anthony Volpe's 28SB...according to *Elias*, his 18SB match the fifth-most by a Yankee in his first 46 games with the club, trailing only Fritz Maisel (24SB in 1913), Rickey Henderson (22SB in 1985), Bert Daniels (19SB in 1910) and Dave Fultz (19SB in 1903)...Mickey Rivers (18SB in 1976), Willie Randolph (18SB in 1976) and Tommy L. McMillian (18SB in 1912) also recorded 18SB in their first 46 games with the club.
- Homered in back-to-back games three times: 3G from 8/8-10-G2 and 2G from 7/29-30 with the Yankees, and 2G from 4/28-29 with Miami.
- Stole multiple bases in a game five times: 5/5 at Oakland with Miami, 7/23 vs. Baltimore with Miami, 9/1 vs. St. Louis, 9/2 at Texas and 9/27 vs. Pittsburgh.
- Over his first 127 games of the season from 3/28-9/4, hit .301/.392/.504 (37-for-123) with 6 doubles, 2 triples, 5HR, 45RBI, 18BB, 1HP and 1SF with RISP.
- Began the season with the Marlins, hitting .249 (96-for-386) with 46R, 14 doubles, 4 triples, 13HR, 50RBI, 39BB, 4HP, 1SF and 22SB in 101 games...appeared defensively in centerfield (95G/94GS) and at second base (3G/2GS) for Miami.
- Hit three leadoff home runs with the Marlins: 5/7 at Los Angeles-NL, 5/22 vs. Milwaukee and 7/9 at Houston.
- Posted a career-high 17-game on-base streak from 3/30-4/19.



- ▶ Was acquired by the Yankees on 7/27 from the Marlins in exchange for minor league catcher Agustín Ramírez, infielder Jared Serna and infielder Abraham Ramírez...at the time of the trade, ranked among National League batters in triples (tied for fifth) and stolen bases (seventh)...also ranked fifth in the NL in OBP with RISP (.434) and his 1.002 OPS with RISP ranked eighth.
- ▶ Hit 9HR in his first 20 games with the Yankees (7/28-8/28), including 7HR in his first 12 games from 7/29-8/10-G2...was the first player in franchise history to hit at least 7HR in his first 12 games with the club and just the second to hit at least 9HR in his first 20 games with the Yankees, trailing only Glenallen Hill's 11HR in his first 20 games with the Yankees in 2000 (Elias).
- ▶ Batted .333/.370/.637 (34-for-102) with 22R, 4 doubles, 9HR, 15RBI, 6BB and 11SB in his first 26 games with the Yankees from 7/28-9/4.
- ▶ Recorded a hit in 23 of his first 29 games with the Yankees from 7/28-9/8.
- ▶ Made his Yankees debut on 7/28 at Boston, going 1-for-5 with 1R and 1SB...picked up his first hit as a Yankee with a ninth-inning single.
- ▶ Recorded back-to-back multi-HR games from 7/29-30 at Philadelphia after recording just three such games in his first 404 career games...was the first player in Major League history to record two multi-HR games in his first three games with any franchise...was the 15th Yankee (18th time) in franchise history to record back-to-back multi-HR games and first since Gio Urshela (2G from 8/7-8/19).
- ▶ Made his first career professional appearance at 3B and recorded his fourth career multi-HR game on 7/29 at Philadelphia...became only the 10th Yankee to hit 2HR in his first two games with the club and only the third player in franchise history to record a multi-home run game within his first two games with the Yankees (also Giancarlo Stanton in 2018 and Roger Maris in 1960).
- ▶ Hit 7HR in an 11-game span from 7/29-8/10-G2.
- ▶ Recorded his second straight multi-HR game and fifth of his career on 7/30 at Philadelphia, hitting a solo HR in the sixth inning and a go-ahead three-run shot in the seventh inning...was the first Yankee to hit 4HR in his first three games with the club and just the second Major League player since 1900 to hit at least 4HR in his first four games with a team, joining Trevor Story (4HR in 3G with Colorado in 2016)...his 5RBI were a season high and marked his second-most in a game in his career, trailing only his 6RBI on 6/7/22 vs. Washington with Miami.
- ▶ Homered in three straight games for the first time in his career from 8/8-10-G2.
- ▶ Recorded 16SB in his final 36 games of the season from 8/10-G1-9/28.
- ▶ Was placed on the 10-day injured list on 8/14 (retroactive to 8/13) with a left elbow sprain...was reinstated on 8/23...missed eight team games.
- ▶ Recorded multiple hits and stolen bases in back-to-back games on 9/1 vs. St. Louis and 9/2 at Texas, becoming only the sixth Yankee (10th time) in franchise history to accomplish the feat and the only to do so in the last 36 years (since 1989)...joined Rickey Henderson (five times: 3G from 7/21-23/88; 2G from 6/7-8/85, 5/5-6/86, 9/3-9/86 and 8/11-12/88), Harry Wolter (2G from 8/22-23/1910), Neal Ball (2G from 5/26-27/1908), Dave Fultz (2G from 8/2-3/1905) and Willie Keeler (2G from 8/18(G1)-18(G2)/1903).
- ▶ Recorded his first career "walk-off" hit with a "walk-off" single in the 11th inning on 9/11 vs. Kansas City (1-for-4, 1RBI, 1BB).
- ▶ Started all 14 of the Yankees postseason games at 3B, batting .182 (10-for-55) with 5R, 1 double, 2HR, 2RBI, 4BB, 6SB and 1HP...his 6SB were the most by a Yankee in a single postseason in franchise history...hit his first career postseason home run in ALDS Game 2 vs. Kansas City...also homered in World Series Game 5 vs. the Dodgers, hitting a solo HR in the first inning...stole three bases in World Series Game 1 at the Dodgers, becoming the first player in Yankees history to record 3SB in a postseason game...was the first Major League player to accomplish the feat since Cleveland's Rajai Davis stole three bases in 2016 World Series Game 5.

2023

- ▶ In 97 games with Miami, batted .250 (88-for-352) with 50R, 12 doubles, 2 triples, 19HR, 51RBI, 26BB and 22SB...appeared in the outfield for the first time, playing 95G/92GS in centerfield and posting a .983 fielding pct. (3E/178TC)...missed 60 team games due to two injured list stints.
- ▶ With 19HR and 22SB, became the sixth player in Marlins history to record multiple seasons with 15HR and 15SB (also 2021), joining Cliff Floyd (3x), Derrek Lee (2x), Hanley Ramírez (5x), Gary Sheffield (2x), and Preston Wilson (3x).
- ▶ Batted .275/.329/.525 (73-for-265) with 11 doubles, 2 triples, 17HR, 47RBI and 20BB vs. right-handed pitching.
- ▶ Homered in back-to-back games five times: 4/25-26, 5/12-13, 6/28-29, 9/5-6 and 9/16-17.
- ▶ Posted a career-high-tying 11-game hitting streak from 5/12-8/3...batted .341/.383/.773 (15-for-44) with 9R, 4 doubles, 5HR, 9RBI, 2BB and 2SB over that span.
- ▶ Hit 4HR over a five-game span from 5/12-6/29.
- ▶ Was placed on the 10-day injured list from 5/16 (retro. to 5/14) with right turf toe...missed 39 team games...appeared in four rehab games with Triple-A Jacksonville, batting .250 (3-for-12) with 2R, 1 double, 3RBI, 4BB and 1SB...was reinstated from the I.L. on 6/26.
- ▶ Was placed on the 10-day injured list on 7/3 with a left oblique strain...missed 21 team games...appeared in one rehab game with Single-A Jupiter...was reinstated on 7/31.
- ▶ Hit his first career pinch-hit HR on 8/7 at Cincinnati.
- ▶ Became the first player in Marlins history to hit a grand slam in back-to-back games from 9/16-17 vs. Atlanta...with a career-high 3SB on 9/16 vs. Atlanta, became the second player in the Live Ball Era (since 1920) to hit a grand slam and steal three bases in the same game, joining Seattle's Mike Cameron (5/16/02 at Toronto).
- ▶ Started in CF for both of Miami's postseason games and was hitless in 8AB.



2022

- ▶ In 60 games with the Marlins, hit .254/.325/.535 (54-for-213) with 39R, 10 doubles, 4 triples, 14HR, 45RBI, 21BB and 12SB...was named to his first career All-Star team...appeared only at second base (60G/56GS).
- ▶ Led the Marlins in home runs, RBI, extra-base hits (28) and runs scored before being placed on the injured list on 6/29 and missing the remainder of the season.
- ▶ Hit .275/.348/.579 (49-for-178) with 7 doubles, 4 triples, 13HR, 40RBI, 20BB and 11SB vs. right-handed pitchers.
- ▶ Hit a go-ahead two-run home run in the ninth inning on Opening Day at San Francisco, his first career HR in the ninth inning-or-later.
- ▶ Over his first 29 games (4/8-5/16), hit .303/.389/.587 (33-for-109) with 18R, 7 doubles, 3 triples, 6HR, 25RBI, 7BB and 6SB.
- ▶ Hit two leadoff home runs: 4/23 at Atlanta and 6/10 at Houston.
- ▶ Set a career high with an 11-game hitting streak from 4/26-5/8, batting .326/.370/.512 (14-for-43) with 7R, 3 doubles, 1 triple, 1HR, 6RBI, 3BB and 2SB over that span.
- ▶ Recorded two multi-HR games: 6/7 vs. Washington and 6/10 at Houston...hit his first career grand slam on 6/7 vs. Washington...his 6RBI were a career high.
- ▶ Was voted to the National League All-Star team as the starting second baseman, becoming the first player born in the Bahamas to be named an All-Star...was unable to play due to injury...was the sixth player in Marlins history to be named an All-Star via fan election, joining Marcell Ozuna (2016-17), Giancarlo Stanton (2015), Dee Strange-Gordon (2015), Hanley Ramírez (2008-10) and Gary Sheffield (1993).
- ▶ Was placed on the 10-day injured list on 6/29 with a right lower back strain...was transferred to the 60-day injured list on 7/24 and missed the remainder of the season.

2021

- ▶ Hit .248 (115-for-464) with 70R, 20 doubles, 4 triples, 18HR, 34BB and 23SB in 124 games with the Marlins...appeared at both second base (91G/87GS) and shortstop (37G/31GS)...made his first career Opening Day roster.
- ▶ Ranked among National League rookies in stolen bases (first), runs scored (third), home runs (tied for third), multi-hit games (third), hits (fourth) and RBI (fourth).
- ▶ Led the team in runs scored, stolen bases and triples.
- ▶ Became the second Marlins rookie to record at least 15HR and 15SB in a season, joining Hanley Ramírez in 2006...also joins Ramírez as the only middle infielders in club history to accomplish the feat.
- ▶ Nine of his 18HR gave the Marlins the lead.
- ▶ Hit three leadoff home runs, the first of his career: 4/23 at San Francisco, 7/8 vs. Los Angeles-NL and 8/16 vs. Atlanta.
- ▶ Batted .273/.350/.523 (24-for-88) with 1 double, 7HR, 41RBI and 10BB with RISP.
- ▶ Posted two 13-game on-base streaks: 4/2-18 and 6/2-14.
- ▶ Hit .311 (23-for-74) with 12R, 6 doubles, 1 triple, 4HR, 8RBI and 9BB in 22 games during the month of April.
- ▶ Was placed on the 10-day injured list on 4/28 with a left hamstring strain...missed 16 team games...made a rehab assignment with Triple-A Jacksonville, batting .444 (4-for-9) with 3R, 1 double, 1HR, 4RBI and 1BB in three games...was reinstated on 5/16.
- ▶ Was placed on the 10-day injured list from on 7/19 with a left shoulder contusion...missed nine team games...was reinstated on 7/30.
- ▶ Also made two stints on the COVID-19 injured list from 8/3-4 and 8/9-13.

2020

- ▶ Saw his first Major League action with the Marlins, batting .161 (9-for-56) with 8R, 1 double, 1 triple, 2HR, 6RBI, 5BB and 2SB in 21 games...appeared at second base (13G/11GS) and shortstop (9G/6GS).
- ▶ Was recalled from the Alternate Site on 9/1 and made his Major League debut that night vs. Toronto...entered the game as a defensive replacement at SS.
- ▶ Made his first career start on 9/2 vs. Toronto at SS.
- ▶ Recorded his first Major League hit on 9/6 at Tampa Bay with a seventh-inning single off Aaron Loup.
- ▶ Hit his first Major League home run on 9/9 at Atlanta off Tommy Milone.
- ▶ Appeared in one postseason game for the Marlins...started at 2B in NLDS Game 3 vs. Atlanta and went 1-for-3 with 1 double and 1BB.
- ▶ Following the season, was tabbed the Marlins' No. 4 prospect by *Baseball America*.

2019

- ▶ Combined with Double-A Jackson and Double-A Jacksonville to hit .220 (87-for-395) with 57R, 10 doubles, 7 triples, 21HR, 54RBI, 52BB and 16SB in 112 games...was named a Southern League Postseason All-Star.
- ▶ Began the season with Double-A Jackson, hitting .204 (64-for-314) with 51R, 6 doubles, 5 triples, 18HR, 44RBI, 41BB and 13SB in 89 games...was named the Southern League "Player of the Week" for 4/29-5/5.
- ▶ Was acquired by the Miami Marlins from the Arizona Diamondbacks in exchange for RHP Zac Gallen on 7/31.
- ▶ Finished the season with Double-A Jacksonville, batting .284 (23-for-81) with 6R, 4 doubles, 2 triples, 3HR, 10RBI, 11BB and 3SB in 23 games.
- ▶ Also appeared in 11 games for the Criollos de Caguas in the Puerto Rican Winter League, batting .286 (10-for-35) with 8R, 1 double, 1 triple, 1HR, 8RBI, 2BB and 2SB.
- ▶ Following the season, was named the Marlins' No. 5 prospect and the organization's "Best Power Hitter" by *Baseball America*.
- ▶ Was added to the Marlins' 40-man roster on 11/20.



2018

- ▶ Was named the Diamondbacks Minor League Player of the Year after hitting .272/.329/.513 (124-for-456) with 79R, 23 doubles, 6 triples, 25HR, 70RBI, 39BB and 17SB in 112 games with Single-A Kane County and Single-A Visalia...led all Diamondbacks minor leaguers in home runs and ranked second in extra-base hits (54) and total bases (234), third in runs scored, tied for fifth in triples, sixth in SLG, seventh in RBI and eighth in hits.
- ▶ Began the season with Single-A Kane County, hitting .244/.311/.472 (75-for-307) with 52R, 17 doubles, 4 triples, 15HR, 43RBI, 30BB and 8SB in 76 games...was named a Midwest League Mid-Season All-Star.
- ▶ Was promoted to Single-A Visalia on 7/19 and hit .329/.369/.597 (49-for-149) with 27R, 6 doubles, 2 triples, 10HR, 27RBI, 9BB and 9SB in 36 games.
- ▶ Following the season, was tabbed an Organization All-Star by MiLB.com...was also named the Diamondbacks' No. 1 prospect by *Baseball America*.
- ▶ Also appeared in 10 games for the Salt River Rafters in the Arizona Fall League, hitting .442/.489/.767 (19-for-43) with 12R, 3 doubles, 1 triple, 3HR, 9RBI, 4BB and 7SB.

2017

- ▶ In 29 games with Single-A Kane County, batted .248 (27-for-109) with 14R, 5 doubles, 2 triples, 1HR, 12RBI, 10BB and 3SB.
- ▶ Following the season, was tabbed by *Baseball America* as the Diamondbacks' No. 4 prospect and the organization's "Best Infield Arm."

2016

- ▶ Made his professional debut with Rookie-level Missoula, batting .281/.333/.446 (70-for-249) with 42R, 12 doubles, 1 triple, 9HR, 37RBI, 19BB and 13SB in 62 games...his 9HR were the ninth-most in the Pioneer League...was named a Pioneer League Mid-Season All-Star.
- ▶ Following the season, was tabbed by *Baseball America* as the Diamondbacks' No. 5 prospect.

PERSONAL

- ▶ Full name is Jastrado Hermis Arrington Chisholm Jr.
- ▶ His U12 team won the Cal Ripken Little League World Series in 2010...the team, who usually used heavy wooden bats in the Bahamas, used metal bats for the first time in that tournament.
- ▶ Moved to the United States when he was 13 to play high school baseball at Life Prep Academy in Wichita, Kans.
- ▶ His grandmother, Patricia Coakley ("Grammy Pat"), played shortstop for the Bahamian national softball team in the 1980s and didn't retire until after her 60th birthday...she started a baseball academy for boys in the Bahamas in 1985...his grandmother began doing soft toss with Jazz starting when he was two years old.
- ▶ Has participated in the annual Don't Blink Home Run Derby in Paradise in his native Bahamas...the derby is held on a raised platform built on the beach that allowed hitters to hit into the Caribbean Sea.
- ▶ Was named the cover athlete for MLB The Show '23...was the first Marlins player to be on the cover of MLB's flagship video game.

Chisholm Jr.'s Career Batting Record

Year	Team	AVG	G	AB	R	H	2B	3B	HR	RBI	SH	SF	HP	BB	SO	SB	CS	E	OBP	SLG
2016	Missoula	.281	62	249	42	70	12	1	9	37	0	1	1	19	73	13	4	24	.333	.446
2017	Kane County	.248	29	109	14	27	5	2	1	12	2	1	3	10	39	3	0	9	.325	.358
2018	Kane County	.244	76	307	52	75	17	4	15	43	0	3	1	30	97	8	2	21	.311	.472
	Visalia	.329	36	149	27	49	6	2	10	27	0	1	1	9	52	9	2	6	.369	.597
2019	Jackson	.204	89	314	51	64	6	5	18	44	0	3	6	41	123	13	4	18	.305	.427
	Jacksonville - a	.284	23	81	6	23	4	2	3	10	0	0	2	11	24	3	0	0	.383	.494
2020	MIAMI	.161	21	56	8	9	1	1	2	6	0	0	1	5	19	2	2	1	.242	.321
2021	MIAMI - b, c, d, e	.248	124	464	70	115	20	4	18	53	2	3	4	34	145	23	8	24	.303	.425
	Jacksonville	.444	3	9	3	4	1	0	1	4	0	0	0	1	2	1	2	2	.500	.889
2022	MIAMI - f	.254	60	213	39	54	10	4	14	45	0	3	3	21	66	12	5	4	.325	.535
2023	MIAMI - g, h	.250	97	352	50	88	12	2	19	51	1	2	2	26	118	22	3	3	.304	.457
	Jacksonville	.250	4	12	2	3	1	0	0	3	0	0	0	4	1	1	0	1	.438	.333
	Jupiter	.500	1	2	0	1	1	0	0	1	0	0	0	1	1	1	0	0	.667	1.000
2024	MIAMI	.249	101	386	46	96	14	4	13	50	0	1	4	39	107	22	8	2	.323	.407
	YANKEES - i, j	.273	46	176	28	48	7	0	11	23	0	1	0	14	45	18	2	7	.325	.500
Minor League Totals		.256	323	1232	197	316	53	16	57	181	2	9	14	126	412	52	14	81	.330	.464
AL Totals		.273	46	176	28	48	7	0	11	23	0	1	0	14	45	18	2	7	.325	.500
NL Totals		.246	403	1471	213	362	57	15	66	205	3	9	14	125	455	81	26	34	.309	.440
Major League Totals		.249	449	1647	241	410	64	15	77	228	3	10	14	139	500	99	28	41	.311	.446

Signed by the Arizona Diamondbacks as a non-drafted free agent on July 5, 2015.

- a – Acquired by the Miami Marlins from the Arizona Diamondbacks in exchange for RHP Zac Gallen on July 31, 2019.
b – Placed on the 10-day injured list from April 28 - May 16, 2021 with a left hamstring strain.
c – Placed on the 10-day injured list from July 19 - July 30, 2021 with a left shoulder contusion.
d – Placed on the COVID-19 injured list from August 3 - August 4, 2021.
e – Placed on the COVID-19 injured list from August 9 - August 13, 2021.
f – Placed on the 10-day injured list on June 29, 2022 with a right lower back strain...was transferred to the 60-day injured list on July 24, 2022 and missed the remainder of the season.
g – Placed on the 10-day injured list from May 16 (retroactive to May 14) - June 26, 2023 with right turf toe.
h – Placed on the 10-day injured list from July 3 - July 31 with a left oblique strain.
i – Acquired by the Yankees from the Miami Marlins in exchange for C Agustín Ramírez, INF Jared Serna and INF Abrahan Ramírez on July 27, 2024.
j – Placed on the 10-day injured list from August 14 (retroactive to August 13) - August 23, 2024 with a left elbow sprain.



Chisholm Jr.'s Postseason Record

Year	Club vs. Opp.	AVG	G	AB	R	H	2B	3B	HR	RBI	SH	SF	HP	BB	SO	SB	CS	E	OBP	SLG
2020	MIA vs. ATL (DS)	.333	1	3	0	1	1	0	0	0	0	0	0	1	0	0	0	0	.500	.667
2023	MIA vs. PHI (WC)	.000	2	8	0	0	0	0	0	0	0	0	0	0	4	0	0	0	.000	.000
2024	NY Yankees vs. KC (DS)	.133	4	15	2	2	0	0	1	1	0	0	0	1	3	1	0	1	.188	.333
	NY Yankees vs. CLE (LC)	.158	5	19	0	3	1	0	0	0	1	0	1	1	8	1	1	0	.238	.211
	NY Yankees vs. LAD (WS)	.238	5	21	3	5	0	0	1	1	0	0	0	2	3	4	0	1	.304	.381
Wild Card Totals		.000	2	8	0	0	0	0	0	0	0	0	0	0	4	0	0	0	.000	.000
LDS Totals		.167	5	18	2	3	1	0	1	1	0	0	0	2	3	1	0	1	.250	.389
LCS Totals		.158	5	19	0	3	1	0	0	0	1	0	1	1	8	1	1	0	.238	.211
World Series Totals		.238	5	21	3	5	0	0	1	1	0	0	0	2	3	4	0	1	.304	.381
POSTSEASON TOTALS		.167	17	66	5	11	2	0	2	2	1	0	1	5	18	6	1	2	.236	.288

Chisholm Jr.'s All-Star Game Record

All-Star Game Totals																				
Year	Club, Site	AVG	G	AB	R	H	2B	3B	HR	RBI	SH	SF	HP	BB	SO	SB	CS	E	OBP	SLG
2022	MIA, Los Angeles-NL																			
Selected - Did Not Play (Injured)																				
All-Star Game Totals		---	0	0	0	0	0	0	0	0	0	0	0	0	0	0	0	0	---	---

Chisholm Jr.'s Career Fielding Record

Position	PCT	G	PO	A	E	TC	DP
Second Base	.971	167	234	360	18	612	89
Shortstop	.931	46	53	95	11	159	23
Third Base	.940	45	35	74	7	116	6
Outfield	.988	192	401	7	5	413	1

Chisholm Jr.'s Career Home Run Chart

MULTI-HOMER GAMES: 5, last on 7/30/24 at PHI. **THREE-HOMER GAMES:** None. **GRAND SLAMS:** 5, last on 4/28/24 vs. WAS (Patrick Corbin). **PINCH-HIT HR:** 1, 8/7/23 at CIN (Ian Gibaut). **INSIDE-THE-PARK HR:** 1, 7/10/21 vs. ATL (Max Fried). **WALK-OFF HR:** None. **LEADOFF HR:** 8, last on 7/9/24 at HOU (Ronel Blanco).

Chisholm Jr.'s Career Bests and Streaks

HITS: 4, 4/23/22 at ATL. **RUNS:** 4, 9/17/23 vs. ATL. **2B:** 2 - 2 times (last on 9/24/23 vs. MIL). **3B:** 1 - 15 times (last on 6/17/24 vs. STL). **HR:** 2 - 5 times (last on 7/30/24 at PHI). **RBI:** 6, 6/7/22 vs. WAS. **BB:** 3 - 2 times (last on 6/17/24 vs. STL). **SO:** 4 - 5 times (last on 8/7/24-G1 vs. LAA). **SB:** 3, 9/16/23 vs. ATL. **HIT STREAK:** 11g - 2 times (last from 5/12-8/3/23). **"WALK-OFF" HITS:** 1, 9/11/24 vs. KC (single).

Player of the Month: None

Player of the Week: None

Rookie of the Month: None

DEREK JETER'S FAREWELL SPEECH FOLLOWING THE FINAL GAME AT THE ORIGINAL YANKEE STADIUM September 21, 2008

"For all of us up here, it's a huge honor to put this uniform on every day and come out here and play. Every member of this organization, past and present, has been calling this place home for 85 years. There's a lot of tradition, a lot of history, and a lot of memories. Now, the great thing about memories, is you're able to pass [them] along from generation to generation. And although things are going to change next year - we're going to move across the street - there are a few things with the New York Yankees that never change. That's pride, it's tradition, and most of all, we have the greatest fans in the world.

"We're relying on you to take the memories from this Stadium, add them to the new memories that come at the new Yankee Stadium and continue to pass them on from generation to generation. So, on behalf of the entire organization, we just want to take this moment to salute you, the greatest fans in the world."



GERRIT COLE • RHP

45

HT: 6-4 • **WT:** 220 • **BATS:** R • **THROWS:** R
BIRTHDATE: 9/8/90 • **OPENING DAY AGE:** 34
BIRTHPLACE: Newport Beach, Calif.
RESIDES: Newport Beach, Calif.
COLLEGE: UCLA
M.L. SERVICE: 11 years, 111 days



STATUS

- ▶ Signed a nine-year Major League contract extending through the 2028 season with a player opt-out following the 2024 season on December 18, 2019...the player opt-out and club right to void the player opt-out was removed from the contract on November 4, 2024.

CAREER NOTES

- ▶ In 317 starts across 12 Major League seasons with the Pittsburgh Pirates (2013-17), Houston Astros (2018-19) and New York Yankees (2020-24), is 153-80 with a 3.18 ERA (1,954.0IP, 1,627H, 740R/690ER, 500BB, 2,251K, 217HR).
- ▶ Is a six-time All-Star (Yankees, 2021-23; Houston, 2018-19; and Pittsburgh, 2015).
- ▶ Was unanimously named the American League Cy Young Award winner in 2023... became the sixth player in Yankees history to win the award, joining Roger Clemens (2001), Ron Guidry (1978), Sparky Lyle (1977), Whitey Ford (1961) and Bob Turley (1958)... was the seventh American League pitcher (11th time) to win the Cy Young Award unanimously, joining Justin Verlander (2011, '22), Johan Santana (2004, '06), Pedro Martinez (1999-2000), Roger Clemens (1986, '98), Ron Guidry (1978) and Denny McLain (1968)... joined Guidry as the only two Yankees to win the award unanimously... has finished in the top-five of Cy Young Award voting six times (won the award in 2023, second in 2021, fourth in 2020, second in 2019, fifth in 2018, fourth in 2015).
- ▶ Is one of four active pitchers with 150 career wins, joining Justin Verlander (262), Max Scherzer (216) and Clayton Kershaw (212).
- ▶ His career 10.37 K/9.0IP ratio (2,251K/1,954.0IP) is the ninth-highest in Major League history (min. 1,000.0IP).
- ▶ Since 2018, leads the Majors in wins (94), strikeouts (1,517) and shutouts (five), ranks second in WAR among pitchers (30.6 – FanGraphs), K/9.0IP (11.65, min. 700.0IP), winning percentage (.712, min. 60 decisions) and opponents' OBP (.260, min. 700.0IP), tied for second in complete games (seven), third in opponents' BA (.205, min. 700.0IP), opponents' OPS (.615, min. 700.0IP), WHIP (1.00, min. 700.0IP) and K/BB (5.11, min. 700.0IP), fourth in ERA (2.97, min. 700.0IP) and innings pitched (1,171.2), seventh in opponents' SLG (.355, min. 700.0IP) and eighth in starts (190).
- ▶ His 2.97 ERA (1,171.2IP, 386ER) since the start of 2018 is the fourth-best in the Majors (min. 700.0IP), trailing only Justin Verlander (2.82), Clayton Kershaw (2.83) and Max Scherzer (2.89)... has thrown at least 300.0 more innings than two of those three pitchers in that span (Scherzer: 981.0IP, Verlander: 870.2IP, Kershaw: 807.2IP).
- ▶ In 125 starts with the Yankees, is 59-28 with a 3.12 ERA (759.0IP, 263ER) and 915K... has allowed 3ER-or-fewer in 98-of-125 starts, tied for the second-most in the AL in that span... has allowed 2ER-or-fewer in 86 starts as a Yankee, the fifth-most such starts in the Majors in that stretch (most in the AL)... has recorded 24 scoreless starts as a Yankee, tied for the most scoreless starts by any AL pitcher in that span... since 2020, leads the Majors in opponents' OBP (.264, min. 500.0IP), is tied for second in wins (59, second in AL), ranks third in WHIP (1.03, first in AL, min. 500.0IP), fourth in strikeouts (915, first in AL) and winning percentage (.678, first in AL, min. 50 decisions), fifth in K/BB (4.95, second in AL, min. 500.0IP) and opponents' BA (.212, second in AL, min. 500.0IP), sixth in K/9.0IP (10.85, second in AL, min. 500.0IP), opponents' OPS (.629, second in AL, min. 500.0IP) and WAR among pitchers (17.2 – FanGraphs, first in AL), and seventh in ERA (3.12, second in AL, min. 500.0IP).
- ▶ Was the third-fastest pitcher (in terms of games) in Major League history to reach 2,000 strikeouts... reached the milestone in his 278th career game, trailing only Randy Johnson (262G) and Clayton Kershaw (277G).
- ▶ With his AL-best 2.63 ERA in 2023, became the 10th Yankee (14th time) to win an AL ERA title... joined Rudy May (1980), Ron Guidry (twice: 1978 and '79), Whitey Ford (twice: 1956 and '58), Bobby Shantz (1957), Ed Lopat (1953), Allie Reynolds (1952), Spud Chandler (twice: 1943 and '47), Lefty Gomez (twice: 1934 and '37) and Wilcy Moore (1927)... marked the second time in his career that he posted the lowest ERA in the AL (also 2019).
- ▶ His 257K in 2022 were the most by a Yankees pitcher in a single season in franchise history, surpassing Ron Guidry's 248K in 35GS in 1978... owns two of the Yankees' top three single-season strikeout records and three of the top-eight records (his 243K in 2021 are the third-most in franchise history and his 222K in 2023 are tied for the seventh-most in Yankees history).
- ▶ With 243K in 2021, 257K in 2022 and 222K in 2023, is the first Yankee in franchise history to record at least 200K in three different seasons (previous: twice by Luis Severino in 2017 and '18, David Cone in 1997 and '98, and Ron Guidry in 1978 and '79)... is also the only Yankees pitcher in franchise history to record at least 225K in multiple seasons.
- ▶ Has recorded at least 200K six times in his career (2015, '18-19, '21-23)... has reached the 200K plateau in three of the last four seasons and five of his last six 162-game seasons (2018-19, '21-23; recorded 94K in the abbreviated 60-game season in 2020 and 99K in an injury-shortened 2024 season)... is just one of three Major League pitchers since 2015 to record at least six seasons with at least 200K, joining Max Scherzer (six) and Chris Sale (six).

CAREER HIGHLIGHTS

AL Cy Young Award

- ▶ 2023

AL ERA Title

- ▶ 2019, 2023

AL All-Star Team

- ▶ 2018, 2019, 2021, 2022, 2023

NL All-Star Team

- ▶ 2015

AL All-Star Team Starting Pitcher

- ▶ 2023

Yankees Single-Season Strikeout Record

- ▶ 257K in 2022

Astros Single-Season Strikeout Record

- ▶ 326K in 2019

All-MLB First Team

- ▶ 2019, 2021, 2023

All-MLB Second Team

- ▶ 2020



- ▶ With his Major League-leading 257K in 2022, became the third Yankee in franchise history to lead the Majors in strikeouts (outright or tied), joining Vic Raschi (tied for lead with 164K in 1951) and Lefty Gomez (194K in 1937)...was just the sixth Yankee (eighth time) to lead the AL in strikeouts, joining Al Downing (217K in 1964), Allie Reynolds (160K in 1952), Vic Raschi (164K in 1951), Lefty Gomez (163K in 1933, 158K in 1934 and 194K in 1937) and Red Ruffing (190K in 1932).
- ▶ His .205 opponents' BA since joining the American League in 2018 is the third-lowest in AL history (min. 1,000.0IP).
- ▶ With his franchise-record 326K in 2019 with the Astros and his franchise-record 257K in 2022 with the Yankees, is just the fifth pitcher to currently hold the single-season strikeout record for more than one of the active franchises...joins Pedro Martinez (313K with the Boston Red Sox in 1999 and 305K with the Montreal Expos/Washington Nationals franchise in 1997), Randy Johnson (372K with the Arizona Diamondbacks in 2001 and 308K with the Seattle Mariners in 1993), Nolan Ryan (301K with the Texas Rangers in 1989 and 383K with the California/Los Angeles Angels in 1973) and Rube Waddell (232K with the St. Louis Browns/Baltimore Orioles franchise in 1908 and 348K with the Philadelphia Athletics/Oakland Athletics franchise in 1904).
- ▶ Has recorded double-digit strikeouts in 48 games since the start of 2019, the most in the Majors over the span (next: Max Scherzer-31)...his 56 games with at least 10K since the beginning of 2018 are also the most in the Majors in that span (next: Max Scherzer-49).
- ▶ His 27 double-digit strikeout games with the Yankees are the most by a pitcher in franchise history (next: Ron Guidry-23G)...has 27 such games in 125 starts with the Yankees while Guidry recorded 23 double-digit strikeout games in 368 games/323 starts with the Yankees...his eight games with at least 12K are the second-most in franchise history (Al Downing-10G)...is just the fourth pitcher in franchise history to record multiple games with at least 14K (one in 2021 and one in 2022), joining Masahiro Tanaka (two in 2017), David Cone (one in 1997 and one in 1998) and Ron Guidry (one in 1978 and one in 1987).
- ▶ His nine double-digit strikeout games in 2021 and 2022 are tied for the most by a Yankee in a single season in franchise history, joining David Cone (nine in 1998)...his five games with at least 12K in 2021 were the most in franchise history, surpassing Al Downing's four games in 1963.
- ▶ His 22 games with at least 10K and OBB are the fifth-most in Major League history, trailing only Randy Johnson (36), Max Scherzer (30), Curt Schilling (27) and Clayton Kershaw (27)...his 20 such games since the start of 2018 are the most in the Majors (next: Max Scherzer-14).
- ▶ Has recorded at least 10K and OBB in nine starts as a Yankee, the most such starts by a Yankees pitcher in franchise history (next: Mike Mussina-seven).
- ▶ Did not allow a walk to 149 straight batters from 4/12-5/17/21...according to *Elias*, his 61K between walks was the most such strikeouts between walks in a single season since 1893.
- ▶ Is 29-6 with a 2.63 ERA (277.2IP, 81ER) and 327K in 44 career starts vs. the AL Central...is 20-2 with a 2.34 ERA (180.2IP, 47ER) and 216K in his last 29 starts vs. the AL Central (since 8/1/19).
- ▶ Has tossed at least 7.0IP and allowed 1R-or-fewer 34 times since the start of 2019, the third-most in the Majors over that span, trailing only Zack Wheeler (39) and Sandy Alcantara (37).
- ▶ Has made at least 30 starts seven times in his career (2015, '17-19, '21-23)...is one of four pitchers in the Majors to record at least seven 30-start seasons since 2015, joining Patrick Corbin (seven), Kevin Gausman (seven) and Jose Quintana (seven).
- ▶ Has eclipsed the 200.0IP mark six times during his career (2015, '17-19, '22-23)...has reached the 200.0IP mark five times in his last seven 162-game seasons...is the only pitcher to throw at least 200.0 innings in five different seasons since 2017 (no other pitcher has recorded more than three in that span)...is also the only Major League pitcher to record six such seasons since 2015 (no other pitcher has more than four in that span)...is the only Yankee in the last 11 years (since 2014) to throw at least 200.0IP in a season and was the first to do so in back-to-back seasons since CC Sabathia (five straight from 2009-13) and Hiroki Kuroda (2012-13).
- ▶ In 2023, became the 12th pitcher in Yankees history (20th time) to start an All-Star Game, joining Roger Clemens (2001), David Wells (1998), Jimmy Key (1994), Mel Stottlemyre (1969), Whitey Ford (three times: 1954, '60 and '61), Bob Turley (1958), Vic Raschi (twice: 1950, '52), Hank Borowy (1944), Spud Chandler (1942), Red Ruffing (twice: 1939-40) and Lefty Gomez (five times: 1933-35, '37-38).
- ▶ Had a career-best 20-game winning streak from 5/27/19-8/14/20...was tied for the third-longest winning streak in Baseball history behind only Carl Hubbell (24 wins from 7/17/36-5/27/37) and Roy Face (22 wins from 6/7/58-8/30/59-G2)...was the longest winning streak since Chicago-NL's Jake Arrieta also won 20 consecutive decisions from 8/4-15-5/25/16...was part of a 28-start undefeated stretch from 5/27/19-8/19/20, during which he went 20-0 with a 1.97 ERA (182.2IP, 114H, 43R/40ER, 37BB, 270K, 25HR)...his 28-start undefeated streak was tied with Kris Medlen (2009-12) and Dave McNally (1968-69) for the second-longest in Major League history...only Roger Clemens (30GS from 1998-99) had a longer undefeated streak as a starter.
- ▶ Including the postseason, became the first pitcher ever to win 19 consecutive decisions in a single season, accomplishing the feat from 5/27/19 vs. Chicago-NL to ALCs Game 3 at the Yankees on 10/15/19 (16-0 over 22 regular season starts; 3-0 over three postseason starts).
- ▶ Is one of 11 active pitchers that has made at least 300 starts...joins Justin Verlander (526), Max Scherzer (457), Clayton Kershaw (429), Charlie Morton (382), Johnny Cueto (365), Lance Lynn (340), Jose Quintana (333), Patrick Corbin (324), Kyle Gibson (324) and Wade Miley (310).
- ▶ As a Yankee, has gone 27-14 with a 3.11 ERA (381.2IP, 132ER) and 467K in 63 starts at Yankee Stadium...has allowed 2ER-or-fewer in 44 of those 63 starts...his 3.11 ERA at home since 2020 is the fifth-lowest in the AL in that stretch (min. 250.0IP)...the Yankees are 23-6 in his last 29 home starts (since 9/7/22-G2).
- ▶ His 475 strikeouts at Yankee Stadium are the third-most by a pitcher at Yankee Stadium...his 64 starts are the third-most by any pitcher at Yankee Stadium, trailing only CC Sabathia (147) and Masahiro Tanaka (88)...also ranks third in innings pitched (387.2) and fifth in wins (28).
- ▶ In two seasons with the Astros (2018-19), was 35-10 with a 2.68 ERA (412.2IP, 285H, 134R/123ER, 112BB, 602K, 48HR) over 65 starts...led the Majors in strikeouts during that span, just the seventh pitcher in the Modern Era (since 1900) to record at least 600K over two consecutive seasons (also Randy Johnson, Curt Schilling, J.R. Richard, Nolan Ryan, Sandy Koufax, Rube Waddell)...from 2018-19, ranked second in the Majors in wins and K/9.0IP ratio (13.13, min. 300.0IP).



- ▶ Led the Majors with 326 strikeouts in 2019, the 14th-highest total in Baseball's Modern Era (since 1900)...his 13.82 K/9.0IP ratio (326K/212.1IP) in 2019 is the second-highest in Major League history, trailing only Shane Bieber's 14.20 K/9.0IP (122K/77.1IP) in an abbreviated 60-game season in 2020...led the AL in ERA in 2019 (2.50).
- ▶ Is just one of three Major League pitchers to record double-digit wins in nine of the last 12 seasons since 2013 (2013-15, '17-19, '21-23)...joins Max Scherzer (10) and Clayton Kershaw (nine)...went 7-10 in an injury-shortened season in 2016, 7-3 in a 60-game season in 2020 and 8-5 in an injury-shortened season in 2024.
- ▶ Was the first overall pick of the 2011 First-Year Player Draft, the 15th pitcher (and 11th right-hander) to be chosen first...became the fifth player selected first overall to play for the Yankees, joining Alex Rodriguez (1993, Seattle; 2004-13, '15-16 with the Yankees), Darryl Strawberry (1980, New York-NL; 1995-99 with the Yankees), Tim Lincecum (1998, New York-NL; 1984 with the Yankees) and Ron Blomberg (1967, Yankees; 1969, '71-76 with the Yankees).
- ▶ With a 40-20 record from 2013-15, became just the second Pirates pitcher since 1930 to collect at least 40 wins over his first three Major League seasons, joining John Candelaria (44-18 from 1975-77)...is one of three Pirates pitchers to collect at least 10 wins in each of his first three seasons, joining Bill Swift (first five, 1932-36) and Ray Kremer (first eight, 1924-31).
- ▶ Since 2023, has started after a Yankees' loss 24 times...the Yankees are 19-5 in those games with Cole going 14-4 with a 2.94 ERA (150.0IP, 49ER).
- ▶ Is 11-6 with a 2.77 ERA (133.1IP, 100H, 50R/41ER, 36BB, 156K, 19HR) in 22 career postseason starts with Pittsburgh (2013, '15), Houston (2018-19) and the Yankees (2020-22, '24)...has allowed 2R-or-fewer in 14 of his 22 career postseason starts and 1R-or-fewer in 10 of those starts...has tossed at least 6.0 innings in 15 of his 22 starts and at least 7.0 innings in nine of those starts...has tossed at least 6.0IP and allowed 1R-or-fewer in nine of his starts.
- ▶ His 10.53 K/9.0IP ratio is the eighth-highest in postseason history (min. 50.0IP), behind Kenley Jansen (12.95), Stephen Strasburg (11.55), Jake Arrieta (11.28), Ryan Madson (11.25), Rich Hill (11.04), Walker Buehler (10.84) and Max Scherzer (10.76)...his 156K in the postseason are the seventh-most in Major League history, trailing only Justin Verlander (244), Clayton Kershaw (213), John Smoltz (199), Andy Pettitte (183), Roger Clemens (173) and Max Scherzer (171)...his 156K are the most by any Major League pitcher through his first 22 career postseason appearances.
- ▶ Is the only pitcher ever to have at least 12K in three different postseason games...is also just the second pitcher in Major League history to record at least 13K in two postseason games (also Bob Gibson: 13K in 1964 World Series Game 5 at the Yankees and 17K in 1968 World Series Game 1 vs. Detroit).
- ▶ Has recorded at least 8K in nine postseason games, tied with Randy Johnson and John Smoltz for the third-most in Major League history, trailing only Justin Verlander (14) and Clayton Kershaw (10)...recorded at least 8K in four straight postseason games from 2019 World Series Game 5 to 2020 ALDS Game 5...was the longest streak by a Major League pitcher since Clayton Kershaw's four-game streak from 2014-15...only Randy Johnson (eight games from 1997-2001), Curt Schilling (six games in 2001) and Sandy Koufax (five games from 1963-65) have longer streaks.
- ▶ His 11 postseason wins are tied with Greg Maddux and Curt Schilling for the seventh-most in Major League history, trailing only Andy Pettitte (19), Justin Verlander (17), John Smoltz (15), Tom Glavine (14), Clayton Kershaw (13) and Roger Clemens (12)...is just the fourth pitcher in Major League history to win 11 of his first 22 career postseason games (or starts), joining Schilling, Smoltz and Verlander.
- ▶ In 12 career postseason road starts, is 7-3 with a 2.65 ERA (71.1IP, 21ER) and 80K...has allowed 3R-or-fewer in 11 of those 12 starts and 2R-or-fewer in nine of those starts...has won six of his last nine postseason road starts since 2019...his seven road wins in the postseason are tied with Nathan Eovaldi for the third-most in Major League history, trailing only Andy Pettitte (11) and John Smoltz (9).
- ▶ Has made eight career "Game 1" starts in the postseason, tied with Roger Clemens and Whitey Ford for the sixth-most by any pitcher in Major League history...trails only Justin Verlander (14), Jon Lester (12), Clayton Kershaw (12), Greg Maddux (11) and CC Sabathia (nine)...has allowed 3ER-or-fewer in six of those starts.
- ▶ Is 8-1 with a 2.05 ERA (70.1IP, 44H, 17R/16ER, 13BB, 88K, 10HR) in 11 Division Series starts...owns the sixth-lowest ERA in Division Series history (min. 30.0IP), behind Mariano Rivera (0.32), Curt Schilling (0.93), Stephen Strasburg (1.45), Jon Lester (1.71) and Orlando Hernández (1.78)...leads all Division Series pitchers all-time (min. 50.0IP) with a 11.26 K/9.0IP ratio and 33.0% strikeout rate, and ranks third with a .175 opponents' BA (44-for-251), trailing only Mariano Rivera (.137) and Jon Lester (.161).
- ▶ Has gone 1-1 with a 2.36 ERA (26.2IP, 19H, 12R/7ER, 7BB, 25K, 3HR) in four World Series starts.
- ▶ Has made five "winner-take-all" starts, matching Roger Clemens and Max Scherzer for the most in Major League history...is 1-3 with a 3.91 ERA (25.1IP, 11ER) and 31K in those starts...earned the win in 2019 ALDS Game 5 vs. Tampa Bay (8.0IP, 1ER) but took the loss in 2013 NLDS Game 5 at St. Louis (5.0IP, 2ER), 2015 NL Wild Card Game vs. Chicago-NL (5.0IP, 4ER) and 2021 AL Wild Card Game at Boston (2.0IP, 3ER)...received OR of support in those three losses...did not record a decision in 2020 ALDS Game 5 at Tampa Bay at Petco Park (5.1IP, 1ER).
- ▶ Has made seven career postseason starts in potential elimination games, tied for the second-most in Major League history, trailing only Max Scherzer's nine starts (Roger Clemens and John Smoltz also have seven)...is 2-3 with a 3.00 ERA (39.0IP, 13ER) and 45K in those starts...has allowed 3ER-or-fewer in six of those starts and 2ER-or-fewer in five of those starts.
- ▶ As a Yankee, is 5-2 with a 2.93 ERA (67.2IP, 22ER) and 78K in 12 postseason starts...has allowed 3R-or-fewer in each of those 12 starts and 2ER-or-fewer in eight of those starts...has recorded at least 8K in five of those 12 starts...was the first Yankee in franchise history to record at least 8K in three consecutive postseason appearances (2020 ALWC Game 1 - 2020 ALDS Game 5).

2024

- ▶ In 17 starts with the Yankees, went 8-5 with a 3.41 ERA (95.0IP, 78H, 38R/36ER, 29BB, 99K, 11HR)...opponents batted .220/.290/.358 (78-for-355, 11HR); LH .209/.285/.330 (43-for-206, 5HR); RH .235/.296/.396 (35-for-149, 6HR).
- ▶ Allowed 2R-or-fewer in 12 of his 17 starts, including 10 of his final 13 starts (7/12-9/26) and 11 of his final 15 starts (6/30-9/26)...allowed 1ER-or-fewer in seven of his final nine starts (8/10-G2-9/26), nine of his final 13 starts (7/12-9/26) and 10 of his final 15 starts (6/30-9/26).
- ▶ Allowed 19 of his 38R and seven of his 11HR in three of his starts: 6R/4HR on 6/25 at the Mets, 6R/3HR on 7/24 vs. the Mets and 7R/0HR on 9/14 vs. Boston...in his 14 other starts, went 8-2 with a 1.89 ERA (81.0IP, 17ER) and 93K.
- ▶ In nine home starts, went 3-2 with a 4.31 ERA (48.0IP, 23ER) and 48K.



- Was 5-3 with a 2.49 ERA (47.0IP, 13ER) in eight starts on the road...over his final seven road starts from 6/30-9/20, went 5-2 with a 1.47 ERA (43.0IP, 7ER) and 51K.

- Went 7-4 with a 2.67 ERA (77.2IP, 23ER) and 80K in his final 13 starts from 7/12-9/26...was 5-3 with a 2.25 ERA (60.0IP, 15ER) and 61K over his final 10 starts of the season from 8/4-9/26.

- Went 4-1 with a 3.86 ERA (42.0IP, 18ER) and 45K in eight starts vs. the AL East, allowing 2R-or-fewer in six of those eight starts...

COLE'S 2024 PITCHING LINES													
Date/Opp	Score	W/L	IP	H	R	ER	BB	HB	K	NP/S	ERA	Left Game	
6/19 vs. BAL	6-7 (10)	ND	4.0	3	2	2	0	1	5	62/41	4.50	Tied 1-1	
6/25 at NYM*	7-9	L	4.0	7	6	6	4	4	0	72/44	9.00	Trailing 6-1	
6/30 at TOR*	8-1	W	5.0	3	1	1	0	1	6	90/61	6.23	Leading 4-1	
7/6 vs. BOS*	14-4	ND	4.1	7	4	4	1	2	8	90/56	6.75	Trailing 4-3	
7/12 at BAL*	4-1	W	6.0	5	1	1	0	1	7	106/75	5.40	Leading 3-1	
7/19 vs. TB*	6-1	W	6.0	6	1	1	1	1	8	103/70	4.60	Leading 6-1	
7/24 vs. NYM*	3-12	L	5.2	8	6	6	3	2	4	100/66	5.40	Trailing 6-2	
8/4 vs. TOR	4-3 (10)	ND	5.2	6	2	2	0	0	4	91/60	5.09	Trailing 2-0	
8/10 vs. TEX-G2	4-9	ND	5.1	6	1	1	0	2	10	90/63	4.70	Tied 1-1	
8/16 at DET	3-0	W	6.0	4	0	0	0	2	8	95/61	4.15	Leading 2-0	
8/22 vs. CLE	6-0	W	6.0	1	0	0	0	5	2	95/55	3.72	Leading 5-0	
8/27 at WAS	2-4	L	5.0	6	3	3	2	1	7	91/56	3.86	Trailing 3-0	
9/2 at TEX*	8-4	W	6.0	4	1	1	0	1	9	82/56	3.65	Leading 7-1	
9/8 at CHC	1-2	L	6.0	3	2	0	0	1	7	99/66	3.36	Trailing 2-1	
9/14 vs. BOS	1-7	L	4.1	5	7	7	0	3	2	68/38	3.97	Trailing 4-1	
9/20 at OAK*	4-2 (10)	W	9.0	2	1	1	0	1	7	99/66	3.67	Leading 4-1	
9/26 vs. BAL*	10-1	W	6.2	2	0	0	0	1	5	101/64	3.41	Leading 7-0	
Totals (17GS)			8-5	95.0	78	38	36	11	29	99		3.41	

*start came after a team loss / **Bold** - season high

- Received 3R-or-fewer of support in 11 of his 17 starts and 2R-or-fewer of support in nine of those starts.
- Posted a 1.04 HR/9.0IP (11HR/95.0IP) ratio...allowed just 2HR over his final 10 starts (60.0IP) from 8/4-9/26 after allowing 9HR in his first seven (35.0IP) from 6/19-7/24...did not allow a HR in his final five starts (32.0IP) from 9/2-26.
- Recorded at least 7K in nine of his 17 starts.
- Started after a Yankees loss nine times...the Yankees went 7-2 in those games with Cole going 6-2 with a 3.59 ERA (52.2IP, 21ER) in those games...allowed one-or-zero runs in six of those nine starts.
- Missed the first 75 games of the season on the 60-day injured list with right elbow inflammation...made one official spring training start before missing the remainder of spring due to injury...combined to make three rehab appearances with Double-A Somerset and Triple-A Scranton/Wilkes-Barre, posting a 0.73 ERA (12.1IP, 6H, 2R, 1ER, 0BB, 19K, 1HR)...marked his first non-COVID injured list stint since September 2016...was reinstated on 6/19.
- Made his season debut on 6/19 vs. Baltimore and did not record a decision in the Yankees' 7-6 extra-inning loss (4.0IP, 3H, 2R, 1ER, 1BB, 5K, 0HR).
- Earned his first win of the season on 6/30 at Toronto after allowing only 1R/ER in 5.0IP (3H, 1BB, 6K, 0HR, 2HP)...allowed only 1H to his final 15BF (1BB, 2HP).
- Earned his second win of the year on 7/12 at Baltimore in the Yankees' 4-1 victory after allowing only 1R/ER in 6.0IP (5H, 1BB, 7K, 0HR).
- Notched his third win of the season on 7/19 vs. Tampa Bay after allowing only 1R/ER over 6.0 innings (6H, 1BB, 8K, 1HR).
- Was scratched from his start on 7/30 at Philadelphia due to general body fatigue.
- During the month of August, went 2-1 with a 1.93 ERA (28.0IP, 6ER) and 31K over five starts...posted a season-high 14.1 scoreless inning streak from 8/10(G2)-27.
- Recorded his 62nd career double-digit strikeout game and franchise-record 27th as a Yankee with 10K on 8/10-Game 2 vs. Texas (ND, 5.1IP, 6H, 1R/ER, 2BB, 10K, 0HR).
- Tossed 6.0 scoreless innings in back-to-back starts for the third time in his career from 8/16-22 (also 2G from 8/21-27/21 and 4/24-30/22).
- Tossed 6.0 scoreless innings to earn his fourth win of the year in the Yankees' 3-0 victory on 8/16 at Detroit (4H, 2BB, 8K)...marked his first scoreless start of the season and first since he tossed a shutout in his final start of the 2023 season on 9/27 at Toronto.
- Earned the 150th win of his career on 8/22 vs. Cleveland after allowing just 1H over 6.0 scoreless innings (5BB, 2K)...became just the fourth active pitcher to reach the mark, joining Justin Verlander, Max Scherzer and Clayton Kershaw...marked his second straight scoreless start...allowed his only hit on a leadoff single to Steven Kwan...did not allow a hit to his final 22BF...allowed a career-high-tying 5BB (also 6/18/18 vs. Tampa Bay and 4/19/22 at Detroit).
- Recorded his sixth win of the season on 9/2 at Texas after allowing only 1R/ER in 6.0IP (4H, 1BB, 9K, 0HR)...retired his final 9BF before exiting the game in the seventh inning with a right calf cramp.
- Did not allow a run over his final 11.2 innings (9/20-26).
- Earned his seventh win of the season in the Yankees' 4-2 extra-inning victory on 9/20 at Oakland after allowing only 1R/ER in a career-high-tying 9.0 innings (2H, 1BB, 7K, 0HR)...tossed 9.0IP for the sixth time in his career and fourth time as a Yankee...marked the longest outing by a Yankee in 2024 and longest since his own 9.0IP on 9/27/23 at Toronto...allowed only three baserunners...did not allow a hit to his final 16BF.
- Tossed 6.2 scoreless innings and earned his eighth win of the year in the Yankees' 10-1 AL East division-clinching game on 9/26 vs. Baltimore (2H, 1BB, 5K).
- Went 1-0 with a 2.17 ERA (29.0IP, 27H, 13R/7ER, 10BB, 22K, 1HR) in five postseason starts...allowed 3ER-or-fewer in each of those five starts and 2ER-or-fewer in four of those starts...did not record a decision in the Yankees' 6-5 win in ALDS Game 1 vs. the Royals at Yankee Stadium (5.0IP, 7H, 4R/3ER, 2BB, 4K, 1HR)...earned the win in the Yankees' series-clinching victory in ALDS Game 4 at Kansas City (7.0IP, 6H, 1R/ER, 0BB, 4K, 0HR)...retired 14 of his first 15BF...marked his ninth career postseason start that he tossed at least 7.0IP...started ALCS Game 2 vs. Cleveland at Yankee Stadium and did not record a decision (4.1IP, 6H, 2R/ER, 4BB, 4K, 0HR)...did not record a decision in Game 1 of the World Series at Dodger Stadium after allowing just 1R/ER in 6.0IP (4H, 0BB, 4K, 0HR)...allowed his only run on a sac fly to Will Smith in the fifth inning...retired 13 of his first 14BF...also marked the ninth time in his career that he tossed at least 6.0IP and allowed 1R-or-fewer in a postseason game...started Game 5 of the World Series vs. the Dodgers and did not record a decision (6.2IP, 4H, 5R/0ER, 4BB, 6K).



2023

- ▶ Was unanimously named the 2023 American League Cy Young Award winner after going 15-4 with a 2.63 ERA (209.0IP, 157H, 64R/61ER, 48BB, 222K, 20HR) in 33 starts (2CG/25HO) with the Yankees...tied his career high in starts and posted the third-lowest ERA in his career...opponents batted .206/.259/.322 (157-for-761, 20HR); LH: 202/.262/.333 (71-for-351, 10HR); RH: 210/.257/.312 (86-for-410, 10HR).
- ▶ Became the sixth player in Yankees history to win the Cy Young Award, joining Roger Clemens (2001), Ron Guidry (1978), Sparky Lyle (1977), Whitey Ford (1961) and Bob Turley (1958)...joined Guidry as the only two Yankees to win the award unanimously.
- ▶ Was tabbed the American League Outstanding Pitcher by the Players Choice Awards and was named to the All-MLB First Team...was also tabbed a 2023 Sporting News American League All-Star.
- ▶ His 2.63 ERA was the lowest in the American League and the second-lowest in the Majors, trailing only San Diego's Blake Snell (2.25)...his 2.63 ERA was the lowest ERA by a qualified Yankee in the last 43 years (since 1981)...was the lowest since Rudy May recorded a 2.46 ERA in 41 games (17 starts) in 1980...also marked the fourth-lowest ERA by a qualified Yankee in the last 51 years (since 1973), trailing only Ron Guidry (1.74 in 1978), Rudy May (2.46 in 1980) and Catfish Hunter (2.58 in 1975).
- ▶ Became the 10th Yankee (14th time) to win an AL ERA title...joined Rudy May (1980), Ron Guidry (twice: 1978 and '79), Whitey Ford (twice: 1956 and '58), Bobby Shantz (1957), Ed Lopat (1953), Allie Reynolds (1952), Spud Chandler (twice: 1943 and '47), Lefty Gomez (twice: 1934 and '37) and Wilcy Moore (1927).
- ▶ Led the Majors in WHIP (0.98) and opponents' OBP (.259), tied for the lead in quality starts (24, first in AL) and shutouts (two, tied for first in AL), ranked second in ERA (2.63, first in AL) and opponents' OPS (.581, first in AL), third in innings pitched (209.0, first in AL), opponents' BA (.206, first in AL), opponents' SLG (.322, second in AL) and winning percentage (.789, second in AL), tied for third in starts (33, tied for first in AL), fifth in strikeouts (222, third in AL), tied for fifth in WAR (5.2, third in AL - FanGraphs), tied for sixth in wins (15, tied for third in AL), eighth in HR/9.0IP (0.86, third in AL), ninth in BB/9.0IP (2.07, fourth in AL) and 10th in K/BB (4.63, fifth in AL)...also ranked seventh in the AL in K/9.0IP (9.56).
- ▶ Allowed 2R-or-fewer in 26 of his 33 starts, the most in the Majors...no other AL pitcher recorded more than 21 such starts...tied Ron Guidry (26 in 1978) for the second-most by a Yankees pitcher in a single season in franchise history, trailing only Jack Chesbro (28 in 1904).
- ▶ Allowed 3R-or-fewer in 28-of-33 starts, the second-most in the AL and the third-most in the Majors, trailing only San Diego's Blake Snell (29) and Minnesota's Sonny Gray (29)...was the only Yankee in the last 45 years (since 1979) to record at least 28 starts of 3R-or-fewer in a single season...the last Yankee to record more was Ron Guidry (30 in 1978)...allowed 3R-or-fewer in 19 of his final 21 starts (6/3-9/27), including 11 consecutive starts from 6/3-8/2.
- ▶ Allowed 1R-or-fewer in 14 of his 33 starts, tied for the second-most in the AL and tied for the fifth-most in the Majors.
- ▶ His seven scoreless starts of at least 5.0 innings were tied for the fourth-most in the AL and matched the second-most by a Yankee in the last 45 years (since 1979), trailing only Hiroki Kuroda's nine in 2013.
- ▶ Allowed more than 3R just five times, allowing 27 of his 64R in those five starts...in his other 28 starts, allowed just 37 runs, averaging 1.32 runs per game.
- ▶ The Yankees went 23-10 in his starts...the Yankees' 23 wins were tied for the third-most by any team in the Majors (tied for the second-most in the AL), trailing only Atlanta's 26 wins in Spencer Strider's starts and Baltimore's 24 wins in Dean Kremer's starts...the Yankees' 23 wins matched their third-most in a pitcher's starts in the last 22 years (since 2002), trailing only their 24 wins in Luis Severino's starts in 2018 and their 24 wins in Jameson Taillon's starts in 2022.
- ▶ Started after a Yankees' loss 15 times...the Yankees went 12-3 in those games with Cole going 8-2 with a 2.59 ERA (97.1IP, 28ER).
- ▶ Tossed at least 7.0IP and allowed three-or-fewer baserunners (H/BB/HP) in six starts...Elías confirmed that his six starts were the most by any Major League pitcher in a single season since 1893, which was the first season the mound-to-plate distance was 60 feet, 6 inches.
- ▶ According to FanGraphs, led Major League starters in win probability added (4.39) and was the only AL starting pitcher with a WPA over 3.02...also led the American League and ranked second in the Majors in ERA- (63).
- ▶ Recorded at least 200K for the sixth time in his career (also 2015, '18-19, '21-22)...reached the 200K plateau for his fifth straight 162-game season (also 2018-19, '21-22; recorded 94K in the abbreviated 60-game season in 2020)...became the first Yankee in franchise history to record at least 200K in three different seasons (previous: twice by Luis Severino in 2017 and '18, David Cone in 1997 and '98, and Ron Guidry in 1978 and '79).
- ▶ His 222K were tied with David Cone (222K in 1997) for the seventh-most by a Yankees pitcher in a single season in franchise history, trailing his own 257K in 2022, Ron Guidry's 248K in 1978, his own 243K in 2021, Jack Chesbro's 239K in 1904, CC Sabathia's 230K in 2011 and Luis Severino's 230K in 2017...owns three of the Yankees' top-eight single-season strikeout totals in franchise history.
- ▶ Recorded at least 8K in 14 starts...notched five double-digit strikeout games, the fourth-most in the AL and tied for the seventh-most in the Majors.
- ▶ Tossed at least 200.0 innings for a second straight season and for the sixth time in his career (also 2015, '17-19, '22)...was just one of two AL pitchers and just one of five Major League pitchers to reach the mark in 2023...reached the 200.0IP mark for the fifth time in his last six 162-game seasons...was the only Yankee in the last 10 years (since 2014) to throw at least 200.0IP in a season and was the first to do so in back-to-back seasons since CC Sabathia (five straight from 2009-13) and Hiroki Kuroda (2012-13).
- ▶ Tossed at least 6.0 innings in 26 of his 33 starts, the most in the AL and second-most in the Majors, trailing only San Francisco's Logan Webb (27)...tossed at least 6.0 innings in 14 of his final 16 starts (7/2-9/27) and in 19 of his final 22 starts (5/28-9/27).
- ▶ Tossed at least 7.0 innings in seven of his final 12 starts (7/28-9/27), eight of his final 15 starts (7/8-9/27) and nine of his final 18 starts (6/20-9/27)...his 11 starts of at least 7.0IP were tied for the second-most in the AL and tied for the third-most in the Majors, trailing only San Francisco's Logan Webb (16) and Houston's Framber Valdez (16).
- ▶ Was one of just two Major League pitchers in 2023 to throw multiple shutouts (also Houston's Framber Valdez-two)...was the first Yankees pitcher in the last 10 years (since 2014) and just the third Yankees pitcher in the last 18 years (since 2006) to throw multiple shutouts in a single season, joining Iván Nova (two in 2013) and Hiroki Kuroda (two in 2012).



- ▶ Left just five of his 33 starts with the Yankees trailing...four of those five games were one-run games when he left the mound.
- ▶ His .789 winning percentage was the third-highest by a Yankee in the last 12 years (since 2012) and the fourth-highest by a Yankee in the last 22 years (since 2002), trailing only Nathan Eovaldi (14-3, .824 in 2015), Domingo Germán (18-4, .818 in 2019) and Iván Nova (16-4, .800 in 2011).
- ▶ Posted a 2.79 ERA (80.2IP, 25ER) and 90K in his 14 no-decisions...allowed 2R-or-fewer in 11 of those 14 starts...tossed at least 6.0IP and allowed 2R-or-fewer in eight of those starts.
- ▶ The Yankees lost just 10 of his starts...tossed at least 6.0IP and allowed 2R-or-fewer in seven of those starts.
- ▶ Received 3R-or-fewer of support in 21 of his 33 starts...received 2R-or-fewer of support in 14 of his starts.
- ▶ 13 of his 20HR allowed were solo home runs.
- ▶ Allowed 4H-or-fewer in 16 of his 33 starts.
- ▶ Recorded five double-digit strikeout games: 11K on 3/30 vs. San Francisco, 10K on 4/16 vs. Minnesota, 11K on 7/16 at Colorado, 10K on 7/22 vs. Kansas City and 11K on 8/25 at Tampa Bay.
- ▶ Went undefeated in his first 13 starts of the season (3/30-6/3)...his 13-start season-opening undefeated streak was tied for the third-longest by a Yankees starter in franchise history, trailing only Ron Guidry's 17-start streak to begin the 1978 season and Allie Reynolds' 15-start streak to begin the 1954 season...Orlando Hernández (2004), Bob Wickman (1993), Jim Coates (1960) and Monte Pearson (1937) also recorded 13-start streaks...was the second-longest undefeated streak of his career, trailing only a 28-start streak from 5/27/19-8/19/20.
- ▶ Went 8-1 over his first 16 starts (3/30-6/20)...became the sixth Yankees pitcher (seventh time) to win at least eight of his first 16 starts of a season while recording one-or-zero losses, joining Ron Guidry (12-0 in 1978), Jimmy Key (11-1 in 1994), Roger Clemens (10-1 in 2001), Whitey Ford (10-1 in 1964) and Allie Reynolds (9-1 in 1949 and '54).
- ▶ Posted a season-opening seven-game winning streak from 3/30-6/3...was the longest winning streak by a Yankees pitcher to start a season since Aaron Small's season-opening 10-game winning streak in 2005.
- ▶ Was just the second Yankees pitcher in franchise history to toss at least 5.0IP and allow 2R-or-fewer in each of his first seven starts of a season (3/30-5/2), joining Hideki Irabu (first seven in 1998).
- ▶ Began the season with a 12.0 scoreless inning streak (3/30-4/5).
- ▶ Made his fifth career Opening Day start (his fourth with the Yankees) on 3/30 vs. the Giants and earned the win, tossing 6.0 scoreless innings (3H, 2BB, 11K)...his 11K marked the most by a Yankees pitcher on Opening Day in franchise history, surpassing Tim Lear's previous record of 9K in 1991...was the first Yankees Opening Day starter to throw at least 6.0 scoreless innings since Roger Clemens in 2003 (also 0R in 6.0IP)...was just the fifth Yankees starter to do so in the last 46 years (since 1978), joining Clemens, David Cone (0R in 7.0IP in 1996), Rick Rhoden (SHO in 1988) and Ron Guidry (0R in 9.0IP in 1980)...became just the 13th pitcher in franchise history to win multiple Opening Day starts (also 2020)...was the 11th pitcher in franchise history to make at least four Opening Day starts with the Yankees, joining Mel Stottlemyre (7), Ron Guidry (7), Whitey Ford (7), CC Sabathia (6), Lefty Gomez (6), Red Ruffing (5), Masahiro Tanaka (4), Bob Shawkey (4), Roger Clemens (4) and Jack Chesbro (4)...was the fifth Yankees pitcher in franchise history to make at least four consecutive Opening Day starts, joining CC Sabathia (6GS from 2009-14), Lefty Gomez (6GS from 1932-37), Mel Stottlemyre (4GS from 1967-70) and Jack Chesbro (4GS from 1903-06).
- ▶ Struck out Blake Sabol in the second inning on Opening Day for his 600th strikeout as a Yankee...according to *Elías*, joined Nolan Ryan as the only two pitchers in Major League history to record at least 600K with three different franchises.
- ▶ Was named the AL "Pitcher of the Month" for March/April after going 5-0 with a 1.11 ERA (40.2IP, 23H, 5ER, 11BB, 44K, 0HR) in six starts (1CG/1SHO)...led the Majors in innings pitched, tied for the best record and ranked second in ERA...marked his sixth career "Pitcher of the Month" honor and second with the Yankees (also April 2021)...was the first Yankees pitcher to be named "Pitcher of the Month" since Jameson Taillon (July 2021)...became just the fifth Yankees pitcher to be named the "Pitcher of the Month" multiple times since the award was established in 1979 (also Andy Pettitte – three times; Roger Clemens, Hideki Irabu and CC Sabathia – twice)...recorded the second-lowest ERA by a Yankees pitcher who made at least five starts in March/April in franchise history (since ER became an official stat in 1913)...his 1.11 ERA trailed only Jimmy Key, who posted a 0.93 ERA in five starts of April 1993.
- ▶ Was named the AL "Player of the Week" for 4/10-16 after going 2-0 with a 1.13 ERA (16.0IP, 7H, 2ER, 3BB, 13K, 0HR) in two starts...during that span, led the Majors in innings pitched and tied for first in wins (also tied for first in AL)...also ranked third in the AL in opponents' OBP (.185) and opponents' OPS (.365)...marked his second career "Player of the Week" honor (also 9/23-29/19 with Houston).
- ▶ Posted a career-high 25.2 scoreless inning streak from 4/11-27...was the fifth-longest scoreless streak in the AL in 2023 and the seventh-longest in the Majors...was the second-longest scoreless streak by a Yankees starting pitcher in the last 63 years (since 1961), trailing only Catfish Hunter's 26.0 scoreless inning streak from 8/30-9/11/75.
- ▶ Tossed his fourth career shutout on 4/16 vs. Minnesota (9.0IP, 2H, 0R, 1BB, 10K)...marked his first since he tossed a shutout on 7/10/21 at Houston (9.0IP)...marked his seventh career complete game (first since 7/17/21 vs. Boston–6.0IP) and his fourth career nine-inning complete game (first since 7/10/21 at Houston)...marked his 23rd double-digit strikeout game as a Yankee, tying Ron Guidry (23) for the most in franchise history...was the first Yankee to throw a nine-inning shutout since his own shutout on 7/10/21 at Houston...did not allow a hit to his first 14BF (1BB)...retired his final 11BF.
- ▶ Recorded his 2,000th career strikeout on 5/23 vs. Baltimore (Jorge Mateo swinging)...at the time, was the third-fastest pitcher (in terms of games and innings pitched) in Major League history to reach 2,000 strikeouts...reached the milestone in his 278th career game, trailing only Randy Johnson (262G) and Clayton Kershaw (277G)...recorded his 2,000th career strikeout in 1,714.2IP, trailing only Chris Sale (1,626.0IP) and Pedro Martínez (1,711.1IP)...became the 87th pitcher in Major League history to reach the milestone and the eighth to do so with the Yankees...joined CC Sabathia, Andy Pettitte, Mike Mussina, David Cone, Dwight Gooden, Catfish Hunter and Bobo Newsom.
- ▶ Exited his start on 6/3 at Los Angeles-NL with cramping (W, 6.0IP, 4H, 1ER, 2BB, 5K, 0HR, 1HP).



- Was named to his sixth career All-Star team via the player ballot, his fifth as a member of the American League and third with the Yankees (also 2015 with Pittsburgh, 2018-19 with Houston and 2021-22 with the Yankees)... started for the American League in the 93rd Midsummer Classic on 7/11 and retired all 3BF...was the 12th pitcher in franchise history (20th time) to start an All-Star Game, joining Roger Clemens (2001), David Wells (1998), Jimmy Key (1994), Mel Stottlemyre (1969), Whitey Ford (three times: 1954, '60-61), Bob Turley (1958), Vic Raschi (twice: 1950, '52), Hank Borowy (1944), Spud Chandler (1942), Red Ruffing (twice: 1939-40) and Lefty Gomez (five times: 1933-35, '37-38).
- Posted a 2.35 ERA (92.0IP, 24ER) after the All-Star break, the second-lowest ERA by a Yankees starter after the break in the last 42 years (since 1982)...trailed only Luis Severino's 2.28 ERA following the break in 2017.
- Recorded his 24th double-digit strikeout game with the Yankees on 7/16 at Colorado (11K), surpassing Ron Guidry (23) for the most in franchise history...his 24th such game came in his 95th start with the club while Guidry recorded 23 double-digit strikeout games in 368 games (323 starts) with the Yankees.
- Went 5-0 with one shutout, a 1.29 ERA (48.2IP, 7ER) and 52K in his final seven starts (8/25-9/27)...allowed 2R-or-fewer in each of those starts...walked just five of his 178BF over that span...the Yankees went 7-0 in those games.
- Recorded a season-high-tying 11K without allowing a walk in his win on 8/25 at Tampa Bay (7.2IP, 3H, 2R/1ER, 1HR)...retired 13 straight batters from his first out in the second inning through his first out in the sixth inning before allowing a solo HR to Yandy Diaz...marked his 22nd career game with at least 10K and 0BB, the fifth-most such games in Major League history, trailing only Randy Johnson (36), Max Scherzer (30), Curt Schilling (27) and Clayton Kershaw (27)...was his ninth such start as a Yankee, the most in franchise history.
- Went 3-0 with a 1.03 ERA (35.0IP, 4ER) and 34K in five starts (1CG/1SHO) in September...was the sixth-lowest ERA by a Yankees pitcher who made at least five starts in September in franchise history (since ER became an official stat in the AL in 1913), trailing only Lefty Gomez (0.60 ERA in Sept. 1937), Spud Chandler (0.81 ERA in Sept. 1943), Whitey Ford (0.90 ERA in Sept. 1963), Bob Shawkey (0.94 ERA in Sept. 1924) and Ron Guidry (0.96 ERA in Sept. 1978)...did not walk a batter in four of those five starts...did not surrender a HR to 128BF.
- Tossed at least 8.0IP and allowed just two baserunners in each of his final two starts from 9/21-27, becoming the second Yankees pitcher in franchise history to toss at least 8.0IP and allow two-or-fewer baserunners in back-to-back starts...joined Jameson Taillon (2GS from 5/27-6/2(G)/22).
- Earned his 50th win as a Yankee after allowing just 1R/ER over 8.0IP on 9/21 vs. Toronto (2H, 0BB, 9K, 0HR, 1WP)...retired his first 16BF, 21 of his first 22BF and 24 of his 26BF...his 21 allowed matched his season low.
- Made his final start of the season and the 300th start of his career on 9/27 at Toronto, earning the win after tossing his fifth career shutout and second of the season (9.0IP, 2H, 0BB, 5K)...marked his eighth career complete game and his fifth career nine-inning complete game...became the first Yankees pitcher in the last 10 years (since 2014) and just the third Yankees pitcher in the last 18 years (since 2006) to throw multiple shutouts in a single season, joining Iván Nova (two in 2013) and Hiroki Kuroda (two in 2012)...was one of only two Major League pitchers in 2023 to throw multiple shutouts (also Houston's Framber Valdez-two)...was also the second Yankee in the last 35 years (since 1989) and the third in the last 43 years (since 1981) to record two shutouts with 2H-or-fewer in a single season, joining David Wells (two in 1998) and John Candelaria (two in 1988)...marked his Major League-record sixth start of the season of at least 7.0IP and three-or-fewer baserunners (H/BB/HP).

2022

- In 33 starts with the Yankees, went 13-8 with a 3.50 ERA (200.2IP, 154H, 81R/78ER, 50BB, 257K, 33HR)...opponents batted .209/.260/.390 (154-for-738, 33HR); LH .182/.251/.373 (59-for-324, 17HR); RH .229/.268/.403 (95-for-414, 16HR)...was named to his fifth career All-Star team...tied his career high in starts.
- His Major League-leading 257K were the most by a Yankees pitcher in a single season in franchise history, surpassing Ron Guidry's previous record of 248K in 1978.
- Was the third Yankee in franchise history to lead the Majors in strikeouts (outright or tied), joining Vic Raschi (tied for lead with 164K in 1951) and Lefty Gomez (194K in 1937)...was just the sixth Yankee (eighth time) to lead the AL in strikeouts, joining Al Downing (217K in 1964), Allie Reynolds (160K in 1952), Vic Raschi (164K in 1951), Lefty Gomez (163K in 1933, 158K in 1934 and 194K in 1937) and Red Ruffing (190K in 1932).
- With OF Aaron Judge also leading the Majors in home runs, the duo became the second set of teammates in franchise history to lead the Majors in home runs and strikeouts in the same season...joined Joe DiMaggio (46HR) and Lefty Gomez (194K) who accomplished the feat in 1937...marked just the third season the Yankees had the AL home run and strikeout leader (Joe DiMaggio's 46HR and Lefty Gomez's 194K in 1937/Lou Gehrig's 49HR and Lefty Gomez's 158K in 1934).
- Led the Majors in strikeouts, tied for first in starts (33, tied for first in AL), ranked third in K/9.0IP (11.53, second in AL), sixth in innings pitched (200.2IP, second in AL), eighth in K/BB (5.14, fifth in AL) and ninth in opponents' OBP (.260, fifth in AL)...ranked seventh in the AL in opponents' BA (.209)...his 33HR were the second-most in the Majors and the most in the AL.
- Marked his second straight season with 200K and fifth of his career (2015, '18-19, '21-22)...became just the fourth Yankee in franchise history to record at least 200K in multiple seasons, joining Luis Severino (2017-18), David Cone (1997-98) and Ron Guidry (1978-79)...became the first Yankees pitcher to record 225K in multiple seasons.
- Was the first Yankees pitcher to throw at least 200.0 innings in a season since Hiroki Kuroda (201.1IP) and CC Sabathia (211.0IP) in 2013.
- Tossed at least 6.0IP in 28 starts, tied with San Diego's Yu Darvish for the most in the Majors.
- Allowed 3ER-or-fewer in 24 of his 33 starts and 2ER-or-fewer in 19 starts...allowed one-or-zero earned runs in 13 starts...tossed six scoreless starts.

MOST STRIKEOUTS IN A SINGLE SEASON BY A YANKEE

SO	PITCHER-G/GS	YEAR
257	GERRIT COLE (33G/GS)	2022
248	Ron Guidry (35G/GS)	1978
243	GERRIT COLE (30G/GS)	2021
239	Jack Chesbro (55G/51GS)	1904
230	CC Sabathia (33G/GS)	2011
230	Luis Severino (31G/GS)	2017
222	GERRIT COLE (33G/GS)	2023
222	David Cone (29G/GS)	1997



- ▶ His nine double-digit strikeout games were tied for the most in a single season in franchise history (also had nine in 2021 and David Cone's nine in 1998)...only Carlos Rodón (11), Shohei Ohtani (10) and Corbin Burnes (nine) recorded as many in 2022...his six games with at least 10K and 1R-or-fewer were the second-most in franchise history, trailing his own record of seven games in 2021.
- ▶ Recorded at least 10K and OBB in two starts: 5/23 vs. Baltimore (11K and OBB) and 7/17 vs. Boston (12K and OBB).
- ▶ His 97.8 average fastball velocity was the second-highest in the Majors among qualified pitchers (FanGraphs), trailing only Miami's Sandy Alcantara (97.9).
- ▶ Recorded two scoreless inning streaks of at least 15.0IP (18.2IP from 4/24-5/8-G1 and 15.0IP from 8/3-15).
- ▶ Made his fourth career Opening Day start and his third with the Yankees on 4/8 vs. Boston (ND, 4.0IP, 4H, 3ER, 1BB, 3K, 1HR, 1HP).
- ▶ After recording the shortest start of his career on 4/19 at Detroit (1.2IP), tossed at least 6.0IP in 28 of his final 30 starts.
- ▶ Did not allow a hit to his first 24BF before allowing an eighth-inning lead-off single to Isaac Paredes on 6/20 at Tampa Bay...marked the second time he began a game with at least 6.0 no-hit innings that month (0H in first 6.2IP on 6/3 vs. Detroit).
- ▶ Was named to his fifth career All-Star team via the player ballot, his fourth as a member of the American League and second with the Yankees (also 2015 with Pittsburgh, 2018-19 with Houston and 2021 with the Yankees)...did not pitch in the AL's 3-2 win in Los Angeles.
- ▶ Struck out Kyle Lewis swinging in the first inning on 8/3 vs. Seattle for his 500th strikeout as a Yankee.
- ▶ Struck out a season-high 14 batters over 6.2 innings in Game 2 on 9/7 vs. Minnesota...marked his ninth career game with at least 14K (first since 15K on 9/1/21 at Los Angeles-AL)...marked his second career game with at least 14K with the Yankees...became just the fourth pitcher in franchise history to record multiple games with at least 14K, joining Masahiro Tanaka (two in 2017), David Cone (one in 1997 and one in 1998) and Ron Guidry (one in 1978 and one in 1987)...marked just the 14th time in franchise history a Yankees pitcher recorded at least 14K in a game...was just the second Yankees pitcher to record at least 14K in a game in 6.2IP-or-fewer (also Ron Guidry's 14K in 6.2IP on 7/11/87 vs. Chicago-AL).
- ▶ Was ejected for the first time in his career in the sixth inning on 9/23 vs. Boston by HP umpire Brian Knight.
- ▶ Struck out Nathaniel Lowe swinging in the first inning in Game 2 on 10/4 at Texas for his 249th strikeout of the season, surpassing Ron Guidry's 248K in 1978 to set a new franchise single-season strikeout record.
- ▶ Went 2-1 with a 2.95 ERA (18.1IP, 6ER) and 23K in three postseason starts.
- ▶ In his first postseason start at Yankee Stadium as a Yankee, earned the win in ALDS Game 1 vs. Cleveland...allowed just 1ER in 6.1IP (4H, 1BB, 8K, 1HR, 1HP)...did not allow a hit to 14 of his final 15BF (1BB, one single).
- ▶ Made his sixth career start in a potential elimination game in ALDS Game 4 at Cleveland, allowing just 2ER in 7.0IP to earn his 10th career postseason win (6H, 1BB, 8K, 1HR)...retired 12 of his final 13BF.
- ▶ Took the loss in ALCS Game 3 (5.0IP, 5H, 5R/3ER, 2BB, 7K, 1HR, 1HP)...allowed a two-run HR to Chas McCormick in the second inning...exited with the bases loaded and no outs in the sixth inning...Lou Trivino came on in relief and allowed all three inherited runners to score.

2021

- ▶ In his second year with the Yankees, finished second in American League Cy Young Award voting after going 16-8 with a 3.23 ERA (181.1IP, 151H, 69R/65ER, 41BB, 243K, 24HR) in 30 starts (2CG/15HO)...opponents hit .223 (151/-for-677, 24HR); LH .216 (63/-for-292, 13HR); RH .229 (88/-for-385, 11HR).
- ▶ Was named via the player ballot to his fourth career All-Star team (also 2018-19 with Houston, 2015 with Pittsburgh).
- ▶ Ranked third in the Majors in strikeouts (243, second in AL), K/9.0IP (12.06, second in AL) and K/BB (5.93, first in AL), tied for third in wins (16, first in AL) and sixth in WAR among pitchers (5.3 - FanGraphs, second in AL)...ranked second in the AL in WHIP (1.06), third in ERA (3.23) and fifth in BB/9.0IP (2.03).
- ▶ Was one of five starting pitchers named to the All-MLB First Team.
- ▶ At the time, his 243K were the second-most by a Yankee in a single season in club history, trailing only Ron Guidry's 248K in 1978...his 243K in 2021 now rank third all-time in Yankees history as he set a new franchise record with 257K in 2022.
- ▶ His nine double-digit strikeout games were tied for the most by a Yankee in a single season in franchise history, joining David Cone who recorded nine such games in 1998 (Cole also recorded nine double-digit strikeout games in 2022)...were also the second-most in the Majors, trailing only Toronto's Robbie Ray (10).
- ▶ His five games with at least 12K were the most in franchise history, surpassing Al Downing's four games in 1963.
- ▶ His six starts with at least 10K and OBB were the most by any Yankee in a single season (previous: Mike Mussina - four in 2001)...were tied for the second-most by a pitcher in a single season in Major League history, trailing his own record of seven such games in 2019...his four games with at least 12K and OBB were the most by a Yankee in a single season in franchise history, surpassing Masahiro Tanaka (three in 2017) and Mike Mussina (three in 2001)...were tied for the most by a pitcher in a season in Major League history (Cole also recorded 4G in 2019, Chris Sale had 4G in 2019 and Roger Clemens had 4G in 1997).
- ▶ Did not allow a run or walk and notched at least 12K in three starts, tying the Major League single-season record...joined Pedro Martínez (three in 2000) and Sandy Koufax (three in 1965) as the only three pitchers to record three such games in a season (credit: *Elias*).
- ▶ His seven games with at least 10K and 1R-or-fewer were the most in franchise history, surpassing Mike Mussina (five in 2001), David Cone (five in 1998) and Ron Guidry (five in 1978).
- ▶ Tossed at least 6.0IP without allowing a walk in nine starts, tied with Toronto's José Berrios for the most such starts in the Majors in 2021.
- ▶ Made seven scoreless starts of at least 6.0 innings, tied with Los Angeles-NL's Walker Buehler (seven) for the third-most such starts in the Majors, trailing only Milwaukee's Corbin Burnes (eight) and Philadelphia's Zack Wheeler (eight).
- ▶ Allowed 2ER-or-fewer in 21 of his 30 starts and 3ER-or-fewer in 23 of his starts...allowed 40 of his 69R in seven starts.



- ▶ Received just 2R-or-fewer of support in 15 of his 30 starts and 3R-or-fewer of support in 19 of those starts.
- ▶ Tossed at least 5.0 innings in 28-of-30 starts and at least 6.0 innings in 19-of-30 starts.
- ▶ His 97.8 average fastball velocity was the best in the AL and second-best in the Majors among qualified pitchers (FanGraphs).
- ▶ Recorded at least 7K in 15 consecutive regular season starts from 8/8-G1/20-4/30/21, tied with Pedro Martínez (15GS, 8/19/99-5/12/00) and Nolan Ryan (15GS, 6/25-9/12/89) for the second-longest stretch by a starter in American League history, trailing only Shane Bieber (23GS from 9/20/19-5/16/21).
- ▶ Allowed 2ER-or-fewer in 12 straight regular season starts from 9/5/20-5/12/21...was tied for the longest stretch by a Yankees starting pitcher in franchise history (since ER became an official stat in 1913), joining Whitey Ford's 12-start streak from 8/10-9/28/63 and Chad Green's 12-game stretch as an opener from 6/11/17-8/12/19-G2.
- ▶ Made his third career Opening Day start (also 2017 and '20) and second with the Yankees on 4/1 vs. Toronto (ND, 5.1IP, 5H, 2ER, 2BB, 8K, 1HR)...collected his 100th strikeout as a Yankee in the fourth inning (Teoscar Hernández, looking).
- ▶ Allowed 2ER-or-fewer and notched at least 8K in six straight starts from 4/1-30, tied with Mike Mussina (6GS, 4/9-5/7/03) and Ron Guidry (6GS, 7/20-8/15/78) for the second-longest such streak by a Yankees starting pitcher in franchise history (since earned runs became an official stat in the AL in 1913), trailing only CC Sabathia (7GS, 6/25-7/26/11)...was the first Yankees starter to accomplish the feat in his first six starts of a season (previous: 2GS, five times, four different pitchers)...was the third-longest streak as a starter to begin a season in the Majors since ER became an official stat in the AL in 1913, trailing only Randy Johnson (first nine starts of 2000) and Pedro Martínez (first seven starts of 2000).
- ▶ Was the first Yankee in franchise history to record three straight games with at least 10K and 0BB (10K and 0BB on 4/18 vs. Tampa Bay, 11K and 0BB on 4/24 at Cleveland, 12K and 0BB on 4/30 vs. Detroit)...according to ESPN Stats & Info, his streak tied Clayton Kershaw (3G from 7/8-23/15 and 4/26-5/7/16) and Chris Archer (3G from 5/27-6/7/15) for the longest such streak since the mound was moved to its current distance in 1893.
- ▶ Recorded double-digit strikeouts in three consecutive starts from 4/18-30, becoming the fifth Yankee in franchise history to accomplish the feat...joined Ron Guidry (four straight from 6/2-17/78), Al Downing (four straight from 7/2-21(61)/63), David Cone (three straight from 9/2-13/98) and Bob Turley (three straight from 5/6-15 (62)/55).
- ▶ Tossed at least 6.0IP without allowing a walk in five straight games from 4/18-5/12...was tied with Fritz Peterson's five-game streak from 4/25-5/18/71 for the second-longest such stretch in Yankees history, trailing only David Wells' six-game stretch from 9/6/02-4/10/03.
- ▶ Was named the AL "Pitcher of the Month" for April after going 4-1 with a 1.43 ERA (37.2IP, 6ER) and 62K in six starts...his 1.43 ERA was the lowest ERA by a Yankee in the month of April since David Cone's 1.04 ERA in 1999...his 14.81 K/9.0IP ratio was the highest ever by a Yankee in a single calendar month while his 62K were the second-most by a Yankee in a calendar month, trailing only Ron Guidry's 64K in June 1978...his 62K were the fourth-highest by any Major League pitcher in the month of April (Shane Bieber-68K in April 2021, Randy Johnson-64K in April 2000 and 63K in April 1999)...led the AL in K/9.0IP (third in Majors), BB/9.0IP (0.72, fourth in Majors) and K/BB (20.67, second in Majors)...tied for the most wins in the Majors and ranked second in the Majors in strikeouts...was the lowest ERA by a Yankees starter who made at least six starts in a calendar month since Ron Guidry's 0.96 ERA in six starts in September 1978...marked his fifth career "Pitcher of the Month" honor and first since September 2019.
- ▶ Tossed 8.0 shutout innings on 5/12 at Tampa Bay (4H, 0BB, 12K) to earn the win in the Yankees' 1-0 victory...marked his third game in 2021 that he did not allow a run or walk and notched at least 12K, tying the Major League single-season record...joined Pedro Martínez (three in 2000) and Sandy Koufax (three in 1965) as the only three pitchers to record three such games in a season (credit: *Elias*)...collected his 1,500th career strikeout (Brett Phillips swinging in the third)...accomplished the feat in his 212th career game...at the time, was the second-fastest player (in terms of games) to reach the milestone, trailing only Randy Johnson who did it in his 206th career game.
- ▶ Surrendered a walk to Joey Gallo in the third inning on 5/17 at Texas, his first since a second-inning walk to Lourdes Gurriel Jr. in an eight-pitch plate appearance on 4/12 at Toronto in Dunedin...according to *Elias*, his 61K between walks was the most such strikeouts between walks in a single season since 1893...faced 149 batters between walks.
- ▶ Tossed his third career complete-game shutout in the Yankees' 1-0 win on 7/10 at Houston...was the first Yankees pitcher to toss a complete-game shutout and notch at least 12K since Mike Mussina on 9/24/02 vs. Tampa Bay (12K)...was just the fifth Yankees pitcher in the last 39 seasons (since 1983) to toss a complete-game shutout in a 1-0 win, joining CC Sabathia (7/10/11 vs. Tampa Bay), Ted Lilly (6/22/02 at San Diego), Mike Mussina (9/2/01 at Boston) and Shawn Hillegas (7/20/92 at Oakland)...was his first career win vs. Houston...tossed a career-high 129 pitches, the most by a Yankee since Randy Johnson threw 129 pitches on 7/19/06 vs. Seattle...marked the most by any Major League pitcher since Oakland's Mike Fiers on 5/7/19 vs. Cincinnati (131).
- ▶ Was placed on the COVID-19 injured list on 8/3 and reinstated on 8/16, missing 12 team games.
- ▶ Posted a 21.2 scoreless inning streak from 8/16-9/1, the longest scoreless streak by a Yankee in 2021 and the longest by a Yankee since CC Sabathia's 23.2 scoreless inning streak in 2011.
- ▶ Struck out Sean Murphy swinging in the sixth inning on 8/27 at Oakland to record his 200th strikeout of the season...became the 16th Yankee (19th time) to record at least 200K in a season and first since Luis Severino (2017-18)...reached the milestone in 24 starts, the fastest Yankee in franchise history to accomplish the feat (previous: David Cone - 25 starts in 1997).
- ▶ Struck out a season-high 15 batters on 9/1 at Los Angeles-AL (7.0IP, 4H, 1ER, 0BB, 0HR)...became just the eighth Yankee in franchise history to record 15K in a game, joining Masahiro Tanaka (15K in 7.0IP on 9/29/17 vs. Toronto), Michael Pineda (16K in 7.0IP on 5/10/15 vs. Baltimore), David Wells (16K in 9.0IP on 7/30/97 vs. Oakland), David Cone (16K in 8.0IP on 6/23/97 at Detroit), Ron Guidry (18K in 9.0IP on 6/17/78 vs. California), Whitey Ford (15K in 14.0IP on 4/22/59 at Washington-AL) and Bob Shawkey (15K in 9.0IP on 9/27/19 at Philadelphia-AL-Game 2)...was just the third Yankee in franchise history to record at least 15K without surrendering a walk, joining Pineda and Tanaka...marked his third career game with at least 15K (also 16K on 5/4/18 at Arizona with Houston and 15K on 9/8/19 vs. Seattle with Houston).
- ▶ Left his start on 9/7 vs. Toronto with left hamstring tightness.
- ▶ In his final regular season start on 9/29 at Toronto, struck out Teoscar Hernández in the third inning to surpass Jack Chesbro's 239K in 1904 for second place (at the time) on the single-season strikeout list in franchise history (now ranks third).
- ▶ Started the AL Wild Card Game at Boston and took the loss, allowing 3ER in 2.0IP (4H, 2BB, 3K, 2HR).



2020

- ▶ In his first year with the Yankees, went 7-3 with two complete games and a 2.84 ERA (73.0IP, 53H, 27R/23ER, 17BB, 94K, 14HR) in 12 starts...opponents hit .197 (53-for-269, 14HR); LH .191 (21-for-110, 9HR); RH .201 (32-for-159, 5HR).
- ▶ Placed fourth in AL Cy Young Award voting...was named to the 2020 All-MLB Second Team.
- ▶ Among Major League leaders, tied for third in wins (7, tied for second in AL), tied for fifth in starts (12, tied for second in AL), ranked sixth in strikeouts (94, third in AL), seventh in opponents' BA (.197, fourth in AL) and WHIP (0.96, fourth in AL), eighth in K/9.0IP (11.59, third in AL), ninth in K/BB (5.53, fifth in AL), tied for 10th in BB/9.0IP (2.10, sixth in AL) and 12th in ERA (2.84, sixth in AL)...his 97.1 average fastball velocity was the best in the AL (tied for fourth in the Majors) among qualified pitchers (FanGraphs).
- ▶ Tossed at least 7.0IP and allowed 1R-or-fewer in four starts, tied for the second-most in the Majors (Yu Darvish-5).
- ▶ Allowed 2ER-or-fewer in eight of his 12 starts...tossed at least 6.0 innings eight times.
- ▶ The Yankees went 8-4 in Cole's 12 starts, tied for the seventh-most team wins by a Major League starter in 2020.
- ▶ Made his Yankees debut and second career Opening Day start on 7/23 at Washington (also 2017 for Pittsburgh), earning the win in the Yankees' 4-1 rain-shortened victory...was credited with a complete-game one-hitter (5.0IP, 1H, 1ER, 1BB, 5K, 1HR, 1HP)...was his third career complete game.
- ▶ Made his Yankees home debut on 8/3 vs. Philadelphia and earned the win (6.0IP, 5H, 1ER, 1BB, 4K, 1HR).
- ▶ Recorded 10K in 4.2IP in Game 1 on 8/8 at Tampa Bay (6H, 1BB, 1HR)...became the second pitcher in franchise history to record at least 10K without completing 5.0IP (also Masahiro Tanaka with 10K in 4.0IP on 6/17/17 at Oakland)...was his shortest career 10K start.
- ▶ Had his 20-game winning streak snapped in Game 1 on 8/26 at Atlanta...was part of a 28-start undefeated stretch from 5/27/19-8/19/20, during which he went 20-0 with a 1.97 ERA (182.2IP, 114H, 43R/40ER, 37BB, 270K, 25HR)...was tied for the third-longest winning streak in Baseball history, the longest since Chicago-NL's Jake Arrieta also won 20 consecutive decisions from 8/4/15-5/25/16...his 28-start undefeated streak was tied with Kris Medlen (2009-12) and Dave McNally (1968-69) for the second-longest in Major League history...only Roger Clemens (30GS from 1998-99) had a longer undefeated streak as a starter...his loss also snapped his career-high-tying nine-game winning streak on the road (4/30/19-7/29/20)...also snapped a career-best 15-game undefeated streak on the road...went 9-0 with a 1.83 ERA (93.1IP, 19ER) in those 15 starts.
- ▶ Went 3-1 with a 1.00 ERA (27.0IP, 3ER) with 34K in four September starts...posted the second-lowest ERA in the Majors during the month of September (min. 25.0IP) and the lowest ERA by Yankees pitcher in a calendar month (min. 25.0IP) since Hiroki Kuroda's 0.55 ERA (33.0IP, 2ER) in July 2013...was only the ninth Yankee in franchise history to record a 1.00 ERA-or-lower and at least 30K in a single calendar month (min. 25.0IP), joining CC Sabathia (0.92 ERA and 50K in July 2011), David Cone (0.69 ERA and 35K in July 1998), Ron Guidry (0.96 ERA and 36K in September 1978), Al Downing (0.92 ERA and 33K in August 1969), Whitey Ford (0.90 ERA and 33K in September 1963), Red Ruffing (1.00 ERA and 33K in May 1938), Lefty Gomez (0.60 ERA and 34K in September 1937) and Johnny Allen (0.99 ERA and 31K in July 1935).
- ▶ Including the postseason, went 5-1 with a 1.79 ERA (45.1IP, 9ER) and 64K in his final seven starts from 9/5-10/9 (four in the regular season, three in the postseason).
- ▶ Recorded his first scoreless outing as a Yankee in Game 1 on 9/11 vs. Baltimore (7.0IP, 2H, 1BB, 9K)...was his fourth career complete game and second of the season...was his second career complete game shutout.
- ▶ Earned his 100th career win (in his 203rd game) on 9/16 vs. Toronto, becoming the 38th pitcher in Baseball history to reach 100 wins within his first 203 career games.
- ▶ Made three postseason starts, going 2-0 with a 2.95 ERA (18.1IP, 6ER) and 30K...with 13K in ALWCS Game 1, 8K in ALDS Game 1 and 9K in ALDS Game 5, became the first pitcher in franchise history to record at least 8K in three straight postseason appearances...was the first Yankees pitcher to record at least 8K in back-to-back postseason games since Roger Clemens in 2001 World Series Games 3 and 7...recorded at least 8K in four straight postseason games from Game 5 of the 2019 World Series to 2020 ALDS Game 5, the longest streak by a Major League pitcher since Clayton Kershaw's four-game streak from 2014-15...only Randy Johnson (eight games from 1997-2001), Curt Schilling (six games in 2001) and Sandy Koufax (five games from 1963-65) have longer streaks.
- ▶ Made his Yankees postseason debut in AL Wild Card Series Game 1 vs. Cleveland, striking out 13 batters to earn the win (7.0IP, 6H, 2ER, 0BB, 1HR, 1WP)...marked his third career postseason game with at least 12K, the most by a pitcher in Major League history...was the second-highest total by a Yankee in a postseason game, trailing only Roger Clemens' 15K in 2000 ALCS Game 4 at Seattle...was just the second pitcher in Major League history to record at least 13K and not issue a walk in a postseason game (also Tom Seaver's 13K and 0BB in 1973 NLCS Game 1 at Cincinnati)...his 13K were the most by a pitcher in his Yankees postseason debut (previous: 10K by Dave Righetti in 1981 ALDS Game 2 at Milwaukee and 10K by Red Ruffing in 1932 World Series Game 1 vs. Chicago-NL)...marked his second career postseason game with at least 13K (also 15K in 2019 ALDS Game 2 vs. Tampa Bay), becoming the second pitcher in Major League history to record at least 13K in two postseason games (also Bob Gibson: 13K in 1964 World Series Game 5 at the Yankees and 17K in 1968 World Series Game 1 vs. Detroit).
- ▶ Earned the win in ALDS Game 1 at Tampa Bay in San Diego (6.0IP, 6H, 3ER, 2BB/1BB, 8K, 2HR)...was his eighth career postseason win in his 12th career postseason appearance...according to STATS, joined Orlando Hernández (nine wins) as the only pitchers in Major League history to earn at least eight wins in their first 12 playoff appearances.
- ▶ Started on short rest for the first time in his career in ALDS Game 5, allowing his only hit in 5.1IP on a fifth-inning solo HR by Austin Meadows (1H, 1ER, 2BB, 9K, 1HR, 1HP)...his 9K were tied for the second-most by a Yankee in a "winner-take-all" game behind only Roger Clemens (10K in 2001 World Series Game 7 at Arizona)...was the first pitcher in Major League history to record at least 9K and allow 1H-or-fewer in a "winner-take-all" game...his strikeout of Austin Meadows to start the game was the 100th strikeout of his postseason career...at the time, became the fastest to 100K in the postseason in Major League history (79.0IP), surpassing the Dodgers' Clayton Kershaw (80.0IP)...was later matched by Walker Buehler in 2021 (also 79.0IP).

2019

- ▶ In his second year with Houston, finished second in AL Cy Young Award voting after going 20-5 with an AL-best 2.50 ERA (212.1IP, 142H, 66R/59ER, 48BB, 326K, 29HR) in 33 starts...set career highs in wins, innings pitched and strikeouts...opponents hit .186 (142-for-762, 29HR); LH .175 (67-for-383, 17HR); RH .198 (75-for-379, 12HR).



- ▶ Led Major League pitchers in strikeouts, K/9.0IP ratio (13.82), strikeout rate (39.9%) and WAR (7.4, FanGraphs), while ranking second in wins and WHIP (0.89) and fourth in innings...led the AL in ERA and opponent OPS (.579) and ranked second in opponents' BA.
- ▶ Was one of five starting pitchers named to the inaugural All-MLB First Team.
- ▶ Was named to his third All-Star team, but did not pitch in the AL's 4-3 win in Cleveland.
- ▶ His 326K were an Astros single-season record and the 14th-highest total in Baseball's Modern Era (since 1900)...was just the sixth pitcher in that span to reach the mark, joining Randy Johnson (5x), Nolan Ryan (5x), Bob Feller, Sandy Koufax and Rube Waddell...marked the Majors' highest strikeout total since Arizona's Randy Johnson (334) in 2002 and the highest by an AL pitcher since California's Nolan Ryan (341) in 1977...was the third pitcher in Astros history to record 300K in a season, following J.R. Richard (313 in 1979; 303 in 1978) and Mike Scott (306 in 1986); was joined by Justin Verlander (300K) in 2019.
- ▶ Set a Major League record with a 13.82 K/9.0IP ratio (326K/212.1IP), surpassing Arizona's Randy Johnson (13.41) in 2001...was surpassed by Shane Bieber's 14.20 K/9.0IP (122K/77.1IP) in an abbreviated 60-game season in 2020...marked the fewest innings in a 300-strikeout season in Baseball history.
- ▶ Became the fourth pitcher in Major League history to notch double-digit strikeouts at least 21 times in one season, joining Arizona's Randy Johnson (23 in 1999, 23 in 2000, 23 in 2001), Los Angeles-NL's Sandy Koufax (21 in 1965) and California's Nolan Ryan (23 in 1973)...beginning 8/7, became the first pitcher ever to compile a streak of nine consecutive double-digit-strikeout performances...recorded at least 10K with OBB a Major League-record seven times.
- ▶ Took home three of the AL's six "Pitcher of the Month" Awards in 2019, in June, July and September.
- ▶ Allowed one-or-zero runs in 17-of-33 starts, tied with St. Louis's Jack Flaherty for the most in the Majors (excluding "openers").
- ▶ Over his final 22 regular-season starts (beg. 5/27), went 16-0 with a 1.78 ERA (146.2IP, 88H, 32R/29ER, 31BB, 226K, 18HR)...marked the longest winning streak in Astros history, surpassing the previous record of 12 consecutive wins, held by Wade Miller (2002) and Mark Portugal (1993)...was tied for the third-longest streak of winning decisions in a single season in Major League history, behind the New York Giants' Rube Marquard's 19 consecutive wins in 1912 and Pittsburgh's Roy Face's 17 straight in 1959...was the longest in a season since the Yankees' Roger Clemens also won 16 consecutive decisions (over 20 starts) in 2001...was tied with Clemens (final 22 starts in 1998 with Toronto) for the Majors' longest single-season streak of unbeaten starts since Baltimore's Dave McNally was unbeaten in his first 26 starts of 1969.
- ▶ Finished runner-up in AL Cy Young Award voting to teammate Justin Verlander (171-159)...Verlander received 17 first-place and 13 second-place votes, while Cole received 13 first-place and 17 second-place votes...marked the fifth time in Cy Young Award history that teammates occupied the first two places, also Arizona's Randy Johnson (winner) and Curt Schilling (runner-up) in both 2001 and 2002, the Los Angeles Dodgers' Mike Marshall (winner) and Andy Messersmith (runner-up) in 1974, and the Brooklyn Dodgers' Don Newcombe (winner) and Sal Maglie (runner-up; acquired midseason from Cleveland) in 1956.
- ▶ Held left-handed hitters to .175/.235/.352 (67-for-383) with 17HR, 30BB and 182K...his 43.6% strikeout rate vs. lefties is the highest by any pitcher since data was first tracked in 1974 (min. 300BF), eclipsing his own mark of 41.1% in 2018.
- ▶ According to Statcast, threw 1,048 fastballs of at least 97.0 mph, second-most in the Majors to the Mets' Noah Syndergaard (1,392)...registered a 97.2 mph average velocity on the pitch (FanGraphs), second to Syndergaard (97.7) among qualified Major League pitchers.
- ▶ Surrendered a career-high 9R and 8ER over 4.1IP in 4/20 loss at Texas...had gone his first 36 starts as an Astro without allowing more than 4R...at the time, was tied with Philadelphia's Tommy Greene (1990-92) for the longest streak by a pitcher to start his tenure with a club in Major League history (excluding "openers").
- ▶ With 65K in his first seven starts (3/29-4/30), tied Philadelphia's Curt Schilling (1998) for the most strikeouts prior to May in Major League history...has since been surpassed.
- ▶ Was named the AL "Pitcher of the Month" for June after going 3-0 with a 1.89 ERA (38.0IP, 8ER) in six starts...was also named the AL "Pitcher of the Month" for July after going 4-0 with a 1.85 ERA (34.0IP, 7ER) in five starts, his second consecutive "Pitcher of the Month" award.
- ▶ In 7/22 win vs. Oakland, recorded 11K to reach 200K on the season (in 133.1IP)...at the time, was the second-fewest innings needed to reach 200 strikeouts in a season in Major League history, trailing only Arizona's Randy Johnson (130.2IP in 2001).
- ▶ Was scratched from his scheduled start on 8/13 at Chicago-AL with right hamstring discomfort...missed two turns in the rotation but did not go on the I.L.
- ▶ Was named AL "Pitcher of the Month" for September after going 5-0 with a 1.07 ERA (42.0IP, 20H, 6R/5ER, 7BB, 74K, 4HR) in six starts...his 74K were tied for the 10th-highest total in a calendar month in the Modern Era (since 1900), and the second-most since 1978 (Chicago-AL's Chris Sale-75K in June 2015)...were the most strikeouts in a month without a loss in Baseball history (previously Boston's Pedro Martinez-70K in September 1999).

STRIKEOUTS, SEASON, AMERICAN LEAGUE HISTORY

SO	PITCHER-TEAM	YEAR
383	Nolan Ryan-CAL	1973
367	Nolan Ryan-CAL	1974
349	Rube Waddell-PHA	1904
348	Bob Feller-CLE	1946
341	Nolan Ryan-CAL	1977
329	Nolan Ryan-CAL	1972
327	Nolan Ryan-CAL	1976
326	GERRIT COLE-HOU	2019
325	Sam McDowell-CLE	1965

K/9.0IP RATIO, SEASON, MODERN ERA

K/9.0IP	PITCHER-TEAM	YEAR
14.20	Shane Bieber-CLE	2020*
13.82	GERRIT COLE-HOU	2019
13.76	Jacob deGrom-NYM	2020*
13.55	Spencer Strider-ATL	2023
13.41	Randy Johnson-ARI	2001
13.20	Pedro Martinez-BOS	1999
12.93	Chris Sale-BOS	2017
12.69	Max Scherzer-WAS	2019
12.61	Corbin Burnes-MIL	2021
12.58	Kerry Wood-CHC	1998
12.56	Randy Johnson-ARI	2000
12.49	José Fernández-MIA	2016
12.40	GERRIT COLE-HOU	2018
12.35	Randy Johnson-SEA	1995

*60-game season



- In a 21-1 win on 9/8 vs. Seattle, celebrated his 29th birthday by recording a season-high 15 strikeouts over 8.0IP (1H, 1ER, 1HR, 0BB)...was the second-highest total of his career (16K on 5/4/18 at Arizona w/ Houston)...set a Major League record for strikeouts on a pitcher's birthday, surpassing the 14K by Arizona's Randy Johnson on 9/10/00 at Florida...joined St. Louis' Chris Carpenter (12K, 0BB on 4/27/05 vs. Milwaukee) as the only two pitchers ever to record at least 10K with 0BB on his birthday.

- On 8/28 vs. Tampa Bay (6.2IP, 4ER, 14K), 9/2 at Milwaukee (6.0IP, 1ER, 14K) and 9/8 vs. Seattle (8.0IP, 1ER, 15K), became the second pitcher in Major League history to record at least 14K in three consecutive starts, joining Boston's Pedro Martinez from 9/4-15/99 (15K, 17K, 14K)...according to *Elias*, became the first pitcher since 1893 to record at least 14K in fewer than 7.0IP in consecutive games...the 9/2 start came one day after Justin Verlander's 14-strikeout no-hitter, making the duo the first pair of teammates in Major League history to register at least 14K in consecutive games.

- From 8/22-9/8 became the first pitcher in Astros history and fourth in Major League history to record at least 12K in four consecutive starts (Pedro Martinez-3x, Randy Johnson, Chris Sale).

- Was named AL "Player of the Week" for 9/23-29 after earning wins on 9/24 at Seattle (7.0IP, 2H, 0R, 0BB, 14K) and 9/29 at Los Angeles-AL (5.0IP, 4H, 1ER, 2BB, 10K, 1HR)...was his first career weekly award.

- In 9/24 win at Seattle, surpassed J.R. Richard's 1979 Houston single-season franchise record of 313 strikeouts.

- In 9/29 win at Los Angeles-AL (5.0IP, 4H, 1ER, 2BB, 10K, 1HR), set a Major League record with his ninth consecutive start with at least 10K...marked his career-high 20th win.

- Went 4-1 with a 1.72 ERA (36.2IP, 21H, 7ER, 11BB, 47K, 4HR) in five postseason starts to lead Houston to the American League pennant...tied the AL record for strikeouts in a postseason (also Texas's Cliff Lee in 2010)...is tied for the second-highest strikeout total by any pitcher in a postseason behind Arizona's Curt Schilling's 56K in 2001.

- Set a Major League Division Series record with 25K in two starts vs. Tampa Bay (2-0, 0.57 ERA, 15.2IP, 6H, 1ER, 3BB, 1HR)...was the eighth postseason series in Major League history with at least 25K, following St. Louis's Bob Gibson (35K in 1968 World Series, 31K in 1964 World Series, 26K in 1967 World Series), Los Angeles-NL's Sandy Koufax (1996 World Series), Boston's Bill Dinneen (28K in 1903 World Series), Arizona's Curt Schilling (26K in 2001 World Series) and Baltimore's Mike Mussina (25K in 1997 ALCS)...joined Washington's Stephen Strasburg (2017 NLDS), Detroit's Justin Verlander (2012-13 ALDS), Texas's Cliff Lee (2010 ALDS), Mussina (1997 ALCS), Gibson (1967-68 World Series) and Koufax (1965 World Series) as the seventh pitcher (ninth occurrence) to record two double-digit-strikeout efforts in one postseason series.

- In ALDS Game 2 win vs. Tampa Bay, recorded 15K over 7.2 scoreless innings (4H, 1BB)...set an Astros postseason strikeout record, tied for the third-highest strikeout total in Major League postseason history, behind St. Louis' Bob Gibson (17K in 1968 World Series Game 1 vs. Detroit) and San Diego's Kevin Brown (16K in 1998 NLDS Game 1 at Houston)...was the seventh pitcher with 15K in a postseason game, his 15K also tied with the Yankees' Roger Clemens (2000 ALCS Game 4 at Seattle), Florida's Livan Hernández (1997 ALCS Game 5 vs. Atlanta), Baltimore's Mike Mussina (1997 ALCS Game 3 at Cleveland) and Los Angeles-NL's Sandy Koufax (1963 World Series Game 1 at the Yankees)...joined Gibson (17K, 1BB) as the only pitchers with 15K and 1BB-or-fewer in a postseason game.

- In ALDS Game 5 win vs. Tampa Bay, earned the series-clinching victory with a postseason career-high 8.0IP (2H, 1ER, 2BB, 10K, 1HR)...became the third pitcher to complete 8.0IP and allow 2H-or-fewer in a winner-take-all postseason game, joining Kansas City's Johnny Cueto (8.0IP, 2H, 2ER, 0BB, 8K, 1HR) in 2015 ALDS Game 5 vs. Houston and Detroit's Justin Verlander (8.0IP, 2H, 0R, 1BB, 10K) in 2013 ALDS Game 5 at Oakland.

- In ALCS Game 3 win at the Yankees, tossed 7.0 scoreless innings (4H, 5BB, 7K) to earn his 19th consecutive win (regular season and postseason), a Major League record...became the third Astros pitcher to win each of his first three starts of a postseason, joining Justin Verlander (first 4GS in 2017) and Roy Oswalt (2005), and the first to do so while allowing 1R-or-fewer in all three.

- Had his record streak of 19 consecutive winning decisions snapped with a loss in World Series Game 1 vs. Washington (7.0IP, 8H, 5ER, 1BB, 6K, 2HR)...marked his first career World Series start.

- Earned his first World Series win in Game 5 at Washington (7.0IP, 3H, 1ER, 2BB, 9K, 1HR)...marked his AL-record fourth start of the 2019 postseason with at least 7.0IP and 1R-or-fewer.

STRIKEOUTS, SINGLE POSTSEASON, MLB HISTORY

SO	PITCHER-TEAM	YEAR
56	Curt Schilling-ARI	2001
47	GERRIT COLE-HOU	2019
47	Stephen Strasburg-WSH	2019
47	Cliff Lee-TEX	2010
47	Josh Beckett-FLA	2003
47	Randy Johnson-ARI	2001
46	Kevin Brown-SD	1998

STRIKEOUTS, POSTSEASON SERIES, MLB HISTORY

SO	PITCHER-TEAM	SERIES
35	Bob Gibson-STL	1968 World Series
31	Bob Gibson-STL	1964 World Series
29	Sandy Koufax-LAD	1965 World Series
28	Bill Dinneen-BOS	1903 World Series
26	Curt Schilling-ARI	2001 World Series
26	Bob Gibson-STL	1967 World Series
25	GERRIT COLE-HOU	2019 ALDS
25	Mike Mussina-BAL	1997 ALCS

2018

- In his first season with Houston, went 15-5 with a 2.88 ERA (200.1IP, 143H, 68R/64ER, 64BB, 276K, 19HR) in 32 starts...opponents hit .198 (143-for-723, 19HR); LH .162 (56-for-346, 7HR); RH .231 (87-for-377, 12HR)...had a 6.0 WAR (FanGraphs) and 2.70 FIP.

- Finished fifth in AL Cy Young voting...led the Majors in K/9.0IP ratio (12.40)...ranked second in the AL in strikeouts, strikeout rate (34.5%), opponents' BA and WAR, tied for third in winning percentage (.750), fourth in ERA and WHIP (1.03), tied for fourth in quality starts (20) and fifth in innings pitched.

- Was named to his second career All-Star team, his first in the AL...did not pitch in the AL's 8-6 win in Washington.

- His 276K were 74 more than his previous career high (202K in 2015)...he and Justin Verlander (290K in 2018) were the third and fourth pitchers in Astros history to eclipse 275K in a season, following J.R. Richard (313 in 1979, 303 in 1978) and Mike Scott (306 in 1986)...set a then-franchise record for K/9.0IP ratio (12.40), topping Nolan Ryan's 11.48 in 1987...was the then-third-best mark in AL history, behind Boston's Pedro Martinez (13.20 in 1999) and Boston's Chris Sale (12.93 in 2017).



- Was the fifth pitcher in Astros history to post an opponents' BA under .200, joining Mike Scott (.186 in 1986), Nolan Ryan (.188 in 1981, .188 in 1986, .195 in 1983), J.R. Richard (.196 in 1978) and Roger Clemens (.198 in 2005).
- Held left-handed hitters to .162/.250/.269 (56-for-346) with 7HR, 38BB and 160K...at the time, was the fourth-lowest opponents' BA vs. lefties (min. 300AB) since 1974, when data was first available...the only pitchers with lower marks were Boston's Pedro Martinez (.150 in 2000), Chicago-NL's Jake Arrieta (.159 in 2015) and Milwaukee's Mike Caldwell (.160 in 1978)...his 41.1% strikeout rate vs. left-handed hitters surpassed Pedro Martinez (33.0% in 1999) for the Majors' highest mark in that span (min. 300BF), which he then broke himself in 2019 (43.6%).
- Tied for sixth in the Majors with eight double-digit-strikeout games, recording at least 11K in all eight.
- Combined with Justin Verlander (290K) to post 566K, then the most by a duo in Astros history, surpassing the 503K by Nolan Ryan and Mike Scott in 1987...also became the second pair of teammates in the Modern Era (since 1900) to both record at least 270K in the same season, joining Arizona's Randy Johnson and Curt Schilling, who did it in both 2001 and 2002.
- Set an Astros record for strikeouts over a pitcher's first three games with the club (36K), besting the previous record of 33K held by Randy Johnson in 1998...marked the second-highest strikeout total over a pitcher's first three games of a season in the live-ball era (since 1920), behind California's Nolan Ryan (37K in 1973) according to STATS...his 41K set a club record for strikeouts through any pitcher's first four starts of a season, and was tied for the fourth-most over a pitcher's first four starts with a team in Major League history (Arizona's Randy Johnson-44K in 1999, Boston's Pedro Martinez-44K in 1998, Boston's Chris Sale-42K in 2017, Washington's Stephen Strasburg-41K in 2010)...per *Elias*, his 61K were tied for the third-most over a pitcher's first six starts with a team in Major League history (Arizona's Johnson-63K in 1999, Boston's Sale-63K in 2017, Houston's Johnson-61K in 1998)...his 77K set a Major League record for strikeouts over a pitcher's first seven starts with a team at the time...his 93K were the third-most over a pitcher's first nine starts with a team in Major League history (Houston's Johnson-96K in 1998, Boston's Sale-95K in 2017)...his 101K were tied for the second-most over a pitcher's first 10 starts with a team in Major League history (Houston's Johnson-108K in 1998, Boston's Sale-101K in 2017).
- Went 10-2 with a 2.52 ERA (128.1IP, 81H, 39R/36ER, 45BB, 177K, 14HR) in 20 starts before the All-Star break...set a franchise record for strikeouts prior to the break (previous: Mike Scott-167K in 1986).
- Made his Astros debut in 4/1 win at Texas (7.0IP, 2H, 1ER, 3BB, 11K, 1HR)...per *Elias*, became the fourth pitcher in Astros history to record 11 strikeouts in his Astros debut (J.R. Richard-15K on 9/5/71-G2 at San Francisco, Randy Johnson-12K on 8/2/98 at Pittsburgh, Collin McHugh-12K on 4/22/14 at Seattle).
- In his Astros home debut on 4/7 vs. San Diego, recorded 11K over 7.0 scoreless innings (5H, 0BB)...became the first pitcher to have 11K in each of his first two starts with Houston...his 22K were a club record for a pitcher's first two starts with the Astros...was the first Astros pitcher to post 11K in back-to-back games since Wade Miller from 4/5-11/01.
- In his third start on 4/13 vs. Texas (7.0IP, 3H, 2ER, 1BB, 14K, 2HR, 1HP), recorded 14K for the first time in his career...became the first Major League pitcher since pitch count data was first tracked to strike out at least 14 batters on 93 pitches or fewer...became the second pitcher in Major League history to start a season with at least 11K in three consecutive games, joining California's Nolan Ryan (1973)...was the fourth pitcher in Astros history to record 11K in three consecutive starts at any point in a season.
- Set the then-AL strikeout record for April with 61K, topping the previous mark of 60K set by Boston's Roger Clemens in 1988...was just the seventh time a pitcher tallied at least 60K in April, also Randy Johnson (4x: 64K in 2000, 63K in 1999, 61K in 2002, 61K in 2001), Clemens and Curt Schilling (61K in 2002)...became the fourth Astros pitcher with 61K in a single calendar month, joining Randy Johnson (61K in Aug. 1998), J.R. Richard (69K in Sept. 1979, 62K in Aug. 1979) and Mike Scott (64K in May 1986).
- From 4/1-5/9, became the first pitcher to start his tenure with the Astros with eight straight quality starts.
- Threw his first career shutout on 5/4 at Arizona, striking 16-of-29 batters and allowing just one hit (Chris Owings double in the fifth) and one walk (David Peralta in the fourth)...marked his second career complete game...struck out six consecutive batters in the second and third, and 9-of-10 from the second through fourth...retired his final 14 batters...set a career high in strikeouts, tied for the second-most in Astros history (Don Wilson-18K on 7/14/68-G1 at Cincinnati, Randy Johnson-16K on 8/28/98 vs. Pittsburgh, Nolan Ryan-16K on 9/9/87 vs. San Francisco, Don Wilson-16K on 9/10/68-G1 at Cincinnati)...marked the 10th game in Major League history that a pitcher recorded at least 16K with 1H-or-fewer in a shutout (also Nolan Ryan-4x, Max Scherzer-2x, Brandon Morrow, Curt Schilling, Kerry Wood).
- Recorded his 1,000th career strikeout on 9/21/18 vs. Los Angeles-AL (Kaleb Cowart in the third)...reached the mark in his 158th career game...at the time, only 12 pitchers all-time had hit the milestone in fewer games.
- Made two postseason starts, going 1-1 with a 3.46 ERA (13.0IP, 9H, 6R/5ER, 2BB, 17K, 1HR)...in ALDS Game 2 win vs. Cleveland (7.0IP, 3H, 1ER, 0BB, 12K, 1HR), became the second pitcher in postseason history to record at least 12K with 0BB, joining New York-NL's Tom Seaver in 1973 NLCS Game 1 at Cincinnati (8.1IP, 6H, 2ER, 0BB, 13K, 2HR)...took the loss in ALCS Game 2 at Boston (6.0IP, 5R/4ER).

2017

- In 33 starts with Pittsburgh, posted a 12-12 record and career-high 4.26 ERA (203.0IP, 199H, 98R/96ER, 55BB, 196K, 31HR)...opponents hit .254 (199-for-784, 31HR); LH .268 (101-for-377, 18HR); RH .241 (98-for-407, 13HR).
- Tied for the NL lead in starts, tied for second in home runs allowed, ranked third in innings pitched and 10th in strikeouts...finished with the NL's seventh-lowest BB/9.0IP ratio (2.44)...set a career highs in starts (later tied in 2019, '22 and '23).
- Made his first career Opening Day start on 4/3 at Boston (L, 5.0IP, 5ER).
- From 6/2-8/26, became the first Pirates starter to win eight consecutive road decisions since Steve Blass in 1972...from 6/2-8/10, became the first to win seven straight road starts since Don Robinson in 1982.
- In a 1-0 win on 8/26 at Cincinnati (7.0IP, 5H, 0R, 0BB, 6K), hit his third career home run off Luis Castillo in the sixth...marked the first time in team history that a Pittsburgh pitcher accounted for all the team's runs with a home run in a shutout victory.
- Was acquired by Houston in exchange for RHP Michael Feliz, OF Jason Martin, INF Colin Moran and RHP Joe Musgrove on 1/13/18.



2016

- ▶ Went 7-10 with a 3.88 ERA (116.0IP, 131H, 57R/50ER, 36BB, 98K, 7HR) in 21 starts with the Pirates...opponents hit .289 (131-for-454, 7HR); LH .329 (70-for-213, 3HR); RH .253 (61-for-241, 4HR).
- ▶ In 5/26 win vs. Arizona, went 2-for-2 with a three-run HR in the second off Patrick Corbin, his second career HR...added a double in the fourth, the first Pirates pitcher with six total bases in a game since Danny Darwin on 5/29/96 vs. Houston.
- ▶ Left his 6/10 start vs. St. Louis (2.0IP, 0R) in the third inning due to right arm discomfort...was placed on the 15-day D.L. on 6/14 (retroactive to 6/11) with a strained right triceps...made two rehab starts with Triple-A Indianapolis, tossing 8.0 scoreless innings (4H, 0BB, 12K)...was reinstated on 7/16.
- ▶ Recorded his 500th career strikeout in 7/16 loss at Washington (Bryce Harper in the third).
- ▶ Tossed his first career complete game in just 93 pitches on 7/27 vs. Seattle (9.0IP, 3H, 1ER, 0BB, 6K, 1HP).
- ▶ Was placed on the 15-day D.L. on 8/29 (retroactive to 8/25) with posterior inflammation of his right elbow...was reinstated on 9/12...made one start on 9/12 at Philadelphia (2.0IP, 5ER) and was placed on the 60-day D.L. on 9/13, missing the remainder of the season.

2015

- ▶ Went 19-8 with a 2.60 ERA (208.0IP, 183H, 71R/60ER, 44BB, 202K, 11HR) in 32 starts with the Pirates...opponents hit .239 (183-for-765, 11HR); LH .227 (85-for-374, 5HR); RH .251 (98-for-391, 6HR)...had a 5.1 WAR (FanGraphs).
- ▶ Finished fourth in NL Cy Young Award balloting...tied for second in the NL in wins and ranked fifth in ERA, seventh in innings and 10th in strikeouts...was one of three finalists for the Rawlings Gold Glove Award for NL pitchers.
- ▶ Was named to his first National League All-Star Team...pitched a scoreless third inning in the NL's 6-3 loss in Cincinnati, striking out Mike Trout and walking Josh Donaldson.
- ▶ He and teammate Francisco Liriano (205K in 2015) became the fifth and sixth pitchers in Pirates history to post a 200-strikeout season, also Bob Veale (4x: 1964-66, '69), Ed Morris (2x: 1885-86), A.J. Burnett (2013) and Oliver Pérez (2004)...joined Burnett as the first two right-handers to do it.
- ▶ His 19 wins were the most by a Pittsburgh pitcher since John Smiley (20-8) in 1991, and the most by a right-hander since Doug Drabek (22-6) in 1990.
- ▶ Was named National League "Pitcher of the Month" for April after going 4-0 with a 1.76 ERA (30.2IP, 22H, 8R/6ER, 8BB, 35K, 1HR) in five starts...was his second career monthly award, and his first "Pitcher of the Month" honor...was the first Pittsburgh pitcher to win the award since Randy Tomlin in June 1992.
- ▶ Prior to the All-Star break, was 13-3 with a 2.30 ERA (117.1IP, 30ER) in 18 starts...was the third Pirate to lead the Majors in wins at the All-Star break, joining Roy Face (12-0, tied for lead) in 1959 and Rip Sewell (12-2) in 1943...became just the second Pittsburgh pitcher to win 13 games prior to the All-Star break, also Dock Ellis (14-3 in 1971).
- ▶ Took the loss in the NL Wild Card Game vs. Chicago-NL (5.0IP, 4ER).

2014

- ▶ Made 22 starts with Pittsburgh, going 11-5 with a 3.65 ERA (138.0IP, 127H, 58R/56ER, 40BB, 138K, 11HR)...opponents hit .248 (127-for-512, 11HR); LH .249 (60-for-241, 6HR); RH .247 (67-for-271, 5HR).
- ▶ Was placed on the 15-day D.L. on 6/8 (retro. to 6/4) with right arm fatigue...was reinstated on 6/28.
- ▶ Was placed on the 15-day D.L. on 7/8 (retro. to 7/5) with right lat soreness...was reinstated on 8/20...made four rehab starts with Triple-A Indianapolis, logging a 3-1 record and 2.01 ERA (22.1IP, 5ER).
- ▶ In 9/7 win at Chicago-NL, hit his first career home run, a two-run HR off Blake Parker in the seventh.

2013

- ▶ Made his Major League debut with Pittsburgh, posting a 10-7 record and 3.22 ERA (117.1IP, 109H, 43R/42ER, 28BB, 100K, 7HR) in 19 starts...ranked sixth among NL rookies in wins and ERA (min. 100.0IP), seventh in innings and eighth in strikeouts...was the first Pirates rookie with at least 10 wins since Josh Fogg (12-12) in 2002...opponents hit .253 (109-for-431, 7HR); LH .249 (48-for-193, 2HR); RH .256 (61-for-238, 5HR).
- ▶ Was selected to the Major League roster on 6/11 and made his Major League debut that night vs. San Francisco, earning the win (6.1IP, 7H, 2ER, 0BB, 2K)...struck out his first batter faced on three pitches (Gregor Blanco)...became the third Pirates pitcher since 1900 to toss at least 6.0 walk-less innings in his debut, joining Len Gilmore on 10/1/1944-G2 at Philadelphia and George Merritt on 9/6/1901 at the New York Giants.
- ▶ In his debut, hit a two-run single off Tim Lincecum in his first career at-bat in the second inning, his first hit since high school...became the fourth starting pitcher since RBI became an official stat in 1920 to earn a win and record at least 2RBI in his Major League debut (Colorado's Jason Jennings on 8/23/01 at New York-NL; Boston-NL's Jim Turner on 4/30/37 at Philadelphia-NL; Philadelphia-AL's George Caster on 9/10/34 at Cleveland).
- ▶ Became the first Pirates pitcher to start and win each of his first four Major League games since Nick Maddox in 1907...also won his final four starts of the season.
- ▶ Was the first Pirate since Joe Conzelman in 1913-14 to permit 3R-or-fewer in each of his first 10 career starts.
- ▶ Was named National League "Rookie of the Month" for September after going 4-0 with a 1.69 ERA (32.0IP, 24H, 6ER, 10BB, 39K, 0HR) in five starts.
- ▶ In 9/19 win vs. San Diego (6.0IP, 4H, 1ER, 3BB, 12K), recorded his first career double-digit-strikeout effort...were the most strikeouts by a Pirates rookie since José DeLeón had 13K on 8/20/83 vs. Cincinnati.
- ▶ Earned the win in his postseason debut in NLDS Game 2 at St. Louis (6.0IP, 2H, 1ER, 1BB, 5K, 1HR)...also drove in the first run of the game with an second-inning RBI single...according to *Elias*, was the third rookie to record both a victory and a game-winning RBI in a postseason game, joining the Yankees' Spec Shea in 1947 World Series Game 5 at Brooklyn and St. Louis's Paul (Daffy) Dean in 1934 World Series Game 6 at Detroit...in his first career "winner-take-all game", took the loss in NLDS Game 5 at St. Louis (5.0IP, 3H, 2ER, 1BB, 5K, 1HR).
- ▶ Was named to the *Baseball America* National League All-Rookie Team.



- Began the year with Triple-A Indianapolis and was 5-3 with a 2.91 ERA (68.0IP, 44H, 23R/22ER, 28BB, 47K, 4HR) in 12GS.
- Entered the season ranked by *Baseball America* as the Pirates' No. 1 prospect and No. 7 prospect in Baseball...was also tabbed by MLB.com as the No. 9 overall prospect.

2012

- In his first professional season, went 9-7 with a 2.80 ERA (132.0IP, 113H, 55R/41ER, 45BB, 136K, 7HR) in 26 starts between Single-A Bradenton, Double-A Altoona and Triple-A Indianapolis...ranked second in strikeouts and fourth in ERA among Pirates minor leaguers...was a non-roster invitee to Major League spring training with Pittsburgh.
- Was named a Florida State League Mid-Season All-Star, going 5-1 with a 2.55 ERA (67.0IP, 53H, 24R/19ER, 21BB, 69K, 5HR) in 13 starts with Bradenton...was promoted to Altoona on 6/20 and went 3-6 with a 2.90 ERA (59.0IP, 54H, 28R/19ER, 23BB, 60K, 2HR) in 12 starts with the Curve...finished the season by winning his lone start with Triple-A Indianapolis on 9/1 vs. Toledo (6.0IP, 6H, 3ER, 1BB, 7K).
- Pitched in the 2012 SiriusXM All-Star Futures Game in Kansas City...was named an MiLB.com Organization All-Star.
- Entered the season ranked by *Baseball America* as Pittsburgh's No. 1 prospect and the No. 12 prospect in all of Baseball...was also tabbed as having the "Best Fastball" and "Best Slider" among Pirates farmhands.

2011

- Pitched for the Mesa Solar Sox in the Arizona Fall League, going 2-0 with a 3.00 ERA (15.0IP, 10H, 6R/5ER, 4BB, 16K, 1HR) in five starts...started for the East Division in the AFL Rising Stars Game.

PERSONAL

- Pitched three seasons at UCLA (2009-11), going 21-20 with five complete games and a 3.38 ERA (322.1IP, 252H, 143R/121ER, 114BB, 376K, 22HR) in 50 appearances (49 starts)...finished his career at UCLA ranked second in strikeouts, third in starts and fifth in innings pitched...was the first pitcher in school history to record three 100-strikeout seasons...in 2009, earned Freshman All-American honors from *Collegiate Baseball*...in 2010, was a consensus All-American, landing on the Collegiate Baseball Second Team and the *Baseball America* and NCBWA Third team...finished third in the nation with 153K...helped the Bruins to back-to-back NCAA Tournament berths in 2010 and 2011, including a trip to the 2010 College World Series.
- Was inducted into the UCLA Athletic Hall of Fame in October 2022.
- Pitched for the USA Collegiate National Team in 2009 and 2010, combining to go 6-0 with a 0.92 ERA (59.0IP, 6ER) and 69K in 11 games (nine starts)...tossed 7.0 scoreless innings in Team USA's loss to Cuba in the Gold Medal Game of the 2010 FISU World University Baseball Championships...was rated the No. 1 prospect on the team in both years by *Baseball America*.
- Is a 2008 graduate of Orange Lutheran (Calif.) H.S....as a senior, went 8-2 with a 0.47 ERA (75.2IP, 4ER) in 13 games (12 starts) and 121K while hitting .310 with 7HR and 25RBI...was named to the 2008 *USA Today* All-USA High School First Team, the EA Sports All-America First Team and *Baseball America* All-America Second Team...was selected as an AFLAC All-American as a junior in 2007...following his senior season, was rated as the top high school prospect in his class by Perfect Game Crosschecker, and the No. 17 prospect by *Baseball America* (No. 4 prep prospect)...was selected by the Yankees in the first round (28th overall) of the 2008 First-Year Player Draft but did not sign.
- With his wife, established the Gerrit and Amy Cole Foundation...the foundation's mission is to help improve the standard of living for children across the country...the organization provides funding for pediatric cancer research, childhood hunger in America, education, culture and arts education, and athletic opportunities for children...during the COVID-19 pandemic, the foundation made donations to Direct Relief, an organization that coordinates with public-health and non-profit organizations, to provide personal protective equipment and essential medical items to health workers responding to COVID-19.
- His wife, Amy, is the younger sister of three-time NL All-Star SS Brandon Crawford...both Crawford (2006-08) and Cole (2009-11) played at UCLA.

Cole's Career Pitching Record

Year	Club	W	L	ERA	G	GS	CG	SHO	SV	IP	H	R	ER	HR	HP	BB	SO	WP	BK
2012	Bradenton	5	1	2.55	13	13	0	0	0	67.0	53	24	19	5	3	21	69	3	1
	Altoona	3	6	2.90	12	12	0	0	0	59.0	54	28	19	2	2	23	60	3	1
	Indianapolis	1	0	4.50	1	1	0	0	0	6.0	6	3	3	0	0	1	7	0	0
2013	Indianapolis	5	3	2.91	12	12	0	0	0	68.0	44	23	22	4	4	28	47	4	1
	PITTSBURGH	10	7	3.22	19	19	0	0	0	117.1	109	43	42	7	3	28	100	4	0
2014	PITTSBURGH - a,b	11	5	3.65	22	22	0	0	0	138.0	127	58	56	11	9	40	138	9	1
	Indianapolis	3	1	2.01	4	4	0	0	0	22.1	21	5	5	1	1	5	16	0	0
2015	PITTSBURGH	19	8	2.60	32	32	0	0	0	208.0	183	71	60	11	10	44	202	7	0
2016	PITTSBURGH - c,d,e	7	10	3.88	21	21	1	0	0	116.0	131	57	50	7	6	36	98	5	1
	Indianapolis	0	0	0.00	2	2	0	0	0	8.0	4	0	0	0	1	0	12	0	0
2017	PITTSBURGH - f	12	12	4.26	33	33	0	0	0	203.0	199	98	96	31	4	55	196	7	0
2018	HOUSTON	15	5	2.88	32	32	1	1	0	200.1	143	68	64	19	7	64	276	9	0
2019	HOUSTON - g	20	5	2.50	33	33	0	0	0	212.1	142	66	59	29	3	48	326	4	3
2020	YANKEES	7	3	2.84	12	12	2	1	0	73.0	53	27	23	14	2	17	94	2	0
2021	YANKEES - h	16	8	3.23	30	30	2	1	0	181.1	151	69	65	24	2	41	243	5	1
2022	YANKEES	13	8	3.50	33	33	0	0	0	200.2	154	81	78	33	2	50	257	2	2
2023	YANKEES	15	4	2.63	33	33	2	2	0	209.0	157	64	61	20	7	48	222	4	1
2024	Somerset	0	0	1.13	2	2	0	0	0	8.0	4	1	1	1	0	0	9	0	0
	Scranton/WB	0	0	0.00	1	1	0	0	0	4.1	2	1	0	0	0	0	10	0	0
	YANKEES - i	8	5	3.41	17	17	0	0	0	95.0	78	38	36	11	6	29	99	0	0
Minor League Totals		17	11	2.56	47	47	0	0	0	242.2	188	85	69	13	11	78	230	10	3
AL Totals		94	38	2.97	190	190	7	5	0	1171.2	878	413	386	150	29	297	1517	26	7
NL Totals		59	42	3.50	127	127	1	0	0	782.1	749	327	304	67	32	203	734	32	2
Major League Totals		153	80	3.18	317	317	8	5	0	1954.0	1627	740	690	217	61	500	2251	58	9
NYY Totals		59	28	3.12	125	125	6	4	0	759.0	593	279	263	102	19	185	915	13	4



Selected by the New York Yankees in the first round (28th overall) of the 2008 First-Year Player Draft but did not sign.
Selected by the Pittsburgh Pirates in the first round (first overall) of the 2011 First-Year Player Draft.

- a – Placed on the 15-day disabled list from June 8 (retroactive to June 4) – June 28, 2014 with right arm fatigue.
b – Placed on the 15-day disabled list from July 8 (retroactive to July 5) – August 20, 2014 with right lat soreness.
c – Placed on the 15-day disabled list from June 14 (retroactive to June 11) – July 16, 2016 with a strained right triceps.
d – Placed on the 15-day disabled list from August 29 (retroactive to Aug. 25) – September 12, 2016 with right elbow inflammation.
e – Placed on the 60-day disabled list from September 13 – November 4, 2016 with right elbow inflammation.
f – Acquired by the Houston Astros from the Pittsburgh Pirates in exchange for RHP Michael Feliz, OF Jason Martin, INF Colin Moran and RHP Joe Musgrove on January 13, 2018.
g – Signed by the Yankees as a free agent on December 18, 2019.
h – Placed on the COVID-19 injured list from August 3 –16, 2021.
i – Placed on the 60-day injured list from March 28 – June 19, 2024 with right elbow inflammation.

Cole's Postseason Record																			
Year	Club vs. Opp.	W	L	ERA	G	GS	CG	SHO	SV	IP	H	R	ER	HR	HP	BB	SO	WP	BK
2013	PIT vs. CIN (WC)																		
	PIT vs. STL (DS)	1	1	2.45	2	2	0	0	0	11.0	5	3	3	2	0	2	10	0	0
2015	PIT vs. CHC (WC)	0	1	7.20	1	1	0	0	0	5.0	6	4	4	2	0	1	4	0	0
2018	HOU vs. CLE (DS)	1	0	1.29	1	1	0	0	0	7.0	3	1	1	1	0	0	12	0	0
	HOU vs. BOS (CS)	0	1	6.00	1	1	0	0	0	6.0	6	5	4	0	0	2	5	0	0
2019	HOU vs. TB (DS)	2	0	0.57	2	2	0	0	0	15.2	6	1	1	1	0	3	25	0	0
	HOU vs. NYY (CS)	1	0	0.00	1	1	0	0	0	7.0	4	0	0	0	0	5	7	0	0
	HOU vs. WAS (WS)	1	1	3.86	2	2	0	0	0	14.0	11	6	6	3	0	3	15	0	0
2020	NYY vs. CLE (WC)	1	0	2.57	1	1	0	0	0	7.0	6	2	2	1	0	0	13	1	0
	NYY vs. TB (DS)	1	0	3.18	2	2	0	0	0	11.1	7	4	4	3	1	4	17	0	0
2021	NYY vs. BOS (WC)	0	1	13.50	1	1	0	0	0	2.0	4	3	3	2	0	2	3	0	0
2022	NYY vs. CLE (DS)	2	0	2.03	2	2	0	0	0	13.1	10	3	3	2	1	2	16	0	0
	NYY vs. HOU (CS)	0	1	5.40	1	1	0	0	0	5.0	5	5	3	1	1	2	7	0	0
2024	NYY vs. KC (DS)	1	0	3.00	2	2	0	0	0	12.0	13	5	4	1	0	2	8	0	0
	NYY vs. CLE (CS)	0	0	4.15	1	1	0	0	0	4.1	6	2	2	0	0	4	4	0	0
	NYY vs. LAD (WS)	0	0	0.71	2	2	0	0	0	12.2	8	6	1	0	0	4	10	0	0
Wild Card Totals		1	2	5.79	3	3	0	0	0	14.0	16	9	9	5	0	3	20	1	0
LDS Totals		8	1	2.05	11	11	0	0	0	70.1	44	17	16	10	2	13	88	0	0
LCS Totals		1	2	3.63	4	4	0	0	0	22.1	21	12	9	1	1	13	23	0	0
World Series Totals		1	1	2.36	4	4	0	0	0	26.2	19	12	7	3	0	7	25	0	0
POSTSEASON TOTALS		11	6	2.77	22	22	0	0	0	133.1	100	50	41	19	3	36	156	1	0

Cole's All-Star Game Record																			
Year	Club, Site	W	L	ERA	G	GS	CG	SHO	SV	IP	H	R	ER	HR	HP	BB	SO	WP	BK
2015	PIT, Cincinnati	0	0	0.00	1	0	0	0	0	1.0	0	0	0	0	0	1	1	0	0
2018	HOU, Washington																		
2019	HOU, Cleveland																		
2021	NYY, Denver																		
2022	NYY, Los Angeles-NL																		
2023	NYY, Seattle	0	0	0.00	1	1	0	0	0	1.0	0	0	0	0	0	0	0	0	0
All-Star Game Totals		0	0	0.00	2	1	0	0	0	2.0	0	0	0	0	0	1	1	0	0

Cole's Career Fielding Record																			
Position	PCT	G	PO	A	E	TC	DP												
Pitcher	.970	317	116	209	10	335	13												

Cole's Regular Season Batting Record																			
Year	Team	AVG	G	AB	R	H	2B	3B	HR	RBI	SH	SF	HP	BB	SO	SB	CS		
2024	NYY																	Did Not Bat	
Major League Totals		.163	317	251	17	41	2	0	3	15	28	0	1	6	112	0	0		

Cole's Career Bests and Streaks
COMPLETE GAMES: 8, last on 9/27/23 at TOR (9.0IP). **LOW-HIT COMPLETE GAME:** 1 - 2 times (5/4/18 at ARI - 9.0IP; 7/23/20 at WAS - 5.0IP). **IP (START):** 9.0 - 6 times (last on 9/20/24 at OAK). **IP (RELIEF):** N/A. **HITS:** 12 - 2 times (last on 8/19/16 vs. MIA). **RUNS:** 9, 4/20/19 at TEX. **EARNED RUNS:** 8, 4/20/19 at TEX. **WALKS:** 5 - 3 times (last on 8/22/24 vs. CLE). **STRIKEOUTS:** 16, 5/4/18 at ARI. **HOME RUNS:** 5, 6/9/22 at MIN. **WINNING STREAK:** 20g, 5/27/19-8/14/20. **LOSING STREAK:** 5g, 8/7/16-4/3/17. **SCORELESS STREAK (IP):** 25.2, 4/11-27/23.


Pitcher of the Month: 6 times (last: March/April 2023) **Player of the Week:** 2 times (last: 4/10-16/23) **Rookie of the Month:** Sept. 2013



JAKE COUSINS • RHP

61

HT: 6-4 • **WT:** 195 • **BATS:** R • **THROWS:** R
BIRTHDATE: 7/14/94 • **OPENING DAY AGE:** 30
BIRTHPLACE: St. Charles, Ill.
RESIDES: South Elgin, Ill.
COLLEGE: University of Pennsylvania
M.L. SERVICE: 2 years, 91 days



STATUS

- Was acquired by the Yankees from the Chicago White Sox in exchange for cash considerations on March 31, 2024.

CAREER NOTES

- Over parts of four Major League seasons with the Milwaukee Brewers (2021-23) and Yankees (2024), has gone 5-2 with one save and a 2.78 ERA (90.2IP, 56H, 32R/28ER, 57BB, 125K, 10HR) in 88 relief appearances.
- Has made one career Opening Day roster (2022 with Milwaukee).
- Has made the postseason twice (2021 with Milwaukee and 2024 with the Yankees).

2024

- Went 2-1 with one save and a 2.37 ERA (38.0IP, 20H, 14R/10ER, 20BB, 53K, 5HR) in 37 relief appearances over two stints with the Yankees (4/1-8 and 6/27-9/29)...set career highs in games pitched, innings pitched and strikeouts... opponents batted .154 (20-for-130, 5HR); LH .132/.313/.184 (5-for-38, 0HR); RH .163/.280/.337 (15-for-92, 5HR).
- Among Major League relievers this season, ranked sixth in opponents' BA (.154, third in AL) and seventh in H/9.0IP (4.74, fourth in AL)...also ranked sixth among AL relievers in K/9.0IP (12.55) and ninth in strikeout rate (34.2%).
- Did not allow an earned run in 29 of his 37 appearances.
- Posted a 12.55 K/9.0IP (53K/38.0IP)...recorded multiple strikeouts in 16 of his relief appearances.
- In 18 road appearances, posted a 1.37 ERA (19.2IP, 3ER) with 33K and one save.
- Did not allow an earned run in 13 of his 15 appearances vs. the AL East this year, going 1-0 with a 1.76 ERA (15.1IP, 3ER)...held AL East opponents to a .154 opponents' BA (8-for-52).
- Was acquired by the Yankees from the Chicago White Sox on 3/31 in exchange for cash considerations.
- Made his Yankees debut on 4/2 at Arizona, allowing 2R/1ER over a career-high-tying 2.0IP (2H, 1BB, 4K, 1HR, 1WP)...marked his longest outing since 10/4/22 vs. Arizona with Milwaukee (also 2.0IP).
- Earned his first win as a Yankee on 4/7 vs. Toronto (1.0IP, 2H, 1R/0ER, 2BB)...marked his first win since 4/17/22 vs. St. Louis with Milwaukee.
- Recorded a career-high-tying 5K on 7/9 at Tampa Bay (1BB, 5K)...also recorded 5K on 6/21/21 at Arizona with Milwaukee.
- Allowed just 2R/1ER over 14 appearances from 7/28-8/28, posting a 0.60 ERA (15.0IP, 1ER) over that stretch.
- Struck out Daulton Varsho swinging for his 100th career strikeout on 8/2 vs. Toronto.
- Did not allow an earned run in a season-high nine straight appearances from 8/8-28, marking the second-longest such streak of his career (also 17G from 6/21-8/18/21).
- Allowed just 5H to 61BF over his final 16 appearances from 8/13-9/19, holding opponents to a .106 BA (5-for-47) during that stretch.
- Earned his first career save on 8/13 at Chicago-AL after tossing a scoreless ninth inning and stranding two inherited runners (1.0IP, 1BB, 2K).
- Allowed 8BB in his final eight appearances (6.0IP from 9/1-19) after allowing only 12BB in his first 29 appearances (32.0IP from 4/2-8/30).
- Didn't allow a hit to 21BF over his final six games of the regular season from 9/6-19.
- Made his final regular season appearance of the season on 9/19 at Seattle, retiring one-of-two batters faced before exiting the game with right pec tightness (0.1IP, 1K, 1HP).
- Was placed on the 15-day injured list on 9/22 (retroactive to 9/20) with a right pec strain...missed the final nine games of the season.
- Made seven appearances with Triple-A Scranton/Wilkes-Barre, going 1-0 with two saves and a 3.00 ERA (6.0IP, 4H, 3R/2ER, 4BB, 8K, 0HR).
- Made six relief appearances for the Yankees in the postseason, going 0-1 with a 9.00 ERA (5.0IP, 6H, 5R/ER, 4BB, 7K, 0HR)...struck out four-of-five batters faced in the American League-clinching Game 5 at Cleveland... took the loss in Game 1 of the World Series.

2023

- Made nine relief appearances with the Brewers, posting a 4.82 ERA (9.1IP, 10H, 5R/ER, 10BB, 7K, 1HR) in three stints with the club (4/24-5/4, 5/17-25, 5/27-7/15).



- ▶ Spent the majority of the season in the minors, combining to go 3-2 with a 6.35 ERA (28.1IP, 29H, 21R/20ER, 18BB, 43K, 4HR) in 29 relief appearances (including rehab) with Triple-A Nashville and the ACL Brewers in the Brewers organization, and Triple-A Sugar Land in the Astros organization.
- ▶ Did not allow a run in six of his nine appearances with the Brewers.
- ▶ Was placed on the 15-day injured list on 6/9 (retro. to 6/4) with right shoulder inflammation...missed 34 team games...appeared in two rehab games with the ACL Brewers and Triple-A Nashville...was returned from rehab, reinstated from the injured list and optioned to Nashville on 7/15.
- ▶ Was claimed off waivers from Houston on 7/31 and was optioned to Triple-A Sugar Land.
- ▶ Was designated for assignment on 8/29 and outrighted on 9/1.
- ▶ Was signed by the Chicago White Sox to a minor league contract on 12/5.

2022

- ▶ Made 12 relief appearances with Milwaukee, going 2-1 with a 2.70 ERA (13.1IP, 10H, 4R/ER, 8BB, 21K, 1HR) in three stints with the club (4/7-8/24, 9/19-23 and 10/3-5)...opponents batted .204/.339/.367 (10-for-49, 1HR); LH .238/.385/.476 (5-for-21, 1HR); RH .179/.303/.286 (5-for-28, 0HR)...made his first career Opening Day roster.
- ▶ Did not allow a run in nine of his 12 appearances.
- ▶ Struck out 21-of-59BF and posted a 14.18 K/9.0IP (21K/13.1IP).
- ▶ Was placed on the 10-day injured list on 5/1 with a right elbow effusion...was transferred to the 60-day injured list on 6/1...combined to make 10 rehab appearances with the ACL Brewers Blue and Triple-A Nashville...was returned from rehab, reinstated from the injured list and optioned to Nashville on 8/24.
- ▶ In 21 appearances with Triple-A Nashville (including rehab), went 1-0 with one save and a 2.78 ERA (22.2IP, 15H, 8R/7ER, 11BB, 31K, 2HR).

2021

- ▶ Saw his first Major League action with Milwaukee, going 1-0 with a 2.70 ERA (30.0IP, 16H, 9R/ER, 19BB, 44K, 3HR) in 30 relief appearances...opponents batted .158/.315/.267 (16-for-101, 3HR); LH .146/.386/.171 (6-for-41, 0HR); RH .167/.254/.333 (10-for-60, 3HR).
- ▶ Recorded at least 1K in 22 of his 30 appearances, posting a 13.20 K/9.0IP (44K/30.0IP).
- ▶ Stranded 7-of-11 inherited runners.
- ▶ Began his career with a career-high 18.0 scoreless inning streak (6/21-8/18).
- ▶ Was signed to a Major League contract and selected to the active roster on 6/21 and made his Major League debut that day at Arizona (2.0IP, 1BB, 5K, 1HP)...his 5K set a franchise record for the most strikeouts by a reliever in his Major League debut (later matched by Caleb Boushley on 9/29/23 vs. Chicago-NL).
- ▶ Earned his first Major League win on 7/7 at New York-NL-G2 (1.0IP, 1K).
- ▶ Was placed on the COVID-19 injured list on 7/31...missed eight team games...was reinstated on 8/10.
- ▶ Was placed on the 10-day injured list on 9/25 (retro. to 9/24) with a right biceps strain and missed the remainder of the regular season.
- ▶ Appeared in one postseason game for the Brewers, tossing a scoreless inning of relief in NLDS Game 3 at Atlanta (1H, 1BB/1IBB, 1K, 1WP).
- ▶ Began his season in the minors, combining to go 1-1 with four saves and a 2.41 ERA (18.2IP, 12H, 6R/5ER, 5BB, 30K, 2HR) in 17 games (one start) with Double-A Biloxi and Triple-A Nashville (including rehab)...started the season with Double-A Biloxi, going 0-1 with three saves and a 3.00 ERA (9.0IP, 6H, 3R/ER, 3BB, 14K, 1HR) in eight games...was promoted to Triple-A Nashville on 5/28 and went 1-0 with one save and a 2.08 ERA (8.2IP, 6H, 3R/2ER, 2BB, 16K, 1HR) in eight appearances...also made one rehab start with Nashville on 10/3 at Indianapolis (1.0IP).

2020

- ▶ Went 1-1 with three saves and a 3.38 ERA (16.0IP, 10H, 9R/6ER, 5BB, 25K, 3HR) in 15 relief outings with the Chicago Dogs of the Independent American Association.

2019

- ▶ After being released by Washington on 3/27, went 1-2 with two saves and a 0.47 ERA (19.1IP, 12H, 6R/1ER, 3BB, 18K, 0HR) in 15 games with the Schaumburg Boomers of the Independent Frontier League.
- ▶ Signed a two-year minor league contract with Milwaukee on 7/16 and combined to go 3-0 with three saves and a 1.91 ERA (28.1IP, 16H, 6R/ER, 2BB, 39K, 0HR) in 14 relief appearances between the AZL Brewers Blue and Single-A Wisconsin.

2018

- ▶ Appeared in only seven games (one start) with the GCL Nationals, posting a 4.09 ERA (11.0IP, 13H, 5R/ER, 2BB, 8K, 0HR).

2017

- ▶ In his professional debut, combined with the GCL Nationals and short-season Single-A Auburn to go 2-2 with two saves and a 2.48 ERA (32.2IP, 30H, 14R/9ER, 10BB, 27K, 0HR) in 18 relief appearances.
- ▶ Began the season with the GCL Nationals, posting a 3.00 ERA (3.0IP, 3H, 2R/1ER, 3BB, 4K, 0HR) in three games.
- ▶ Was promoted to short-season Single-A Auburn on 7/13 and went 2-2 with two saves and a 2.43 ERA (29.2IP, 27H, 12R/8ER, 7BB, 23K, 0HR) in 15 relief appearances.



PERSONAL

- ▶ Full name is Jake Owen Cousins.
- ▶ Graduated from the School of Engineering and Applied Science at the University of Pennsylvania...earned a bachelor's degree in philosophy, politics and economics...over four seasons at the University of Pennsylvania (2014-17), went 20-7 with a 2.91 ERA (197.2IP, 64ER) and 158K in 38 appearances/31 starts (6CG/25HO)...was a three-time All-Ivy selection...during his senior season, was a unanimous First Team All-Ivy selection and an All-Big 5 honoree...his 20 career wins were tied for third all-time in school history.
- ▶ In 2021, became the first Penn pitcher to appear in a Major League game since 1990.
- ▶ Attended Wheaton Academy High School (Ill.).
- ▶ Is a cousin of NFL quarterback Kirk Cousins.

Cousins' Career Pitching Record

Year	Club	W	L	ERA	G	GS	CG	SHO	SV	IP	H	R	ER	HR	HP	BB	SO	WP	BK
2017	GCL Nationals	0	0	3.00	3	0	0	0	0	3.0	3	2	1	0	2	3	4	2	0
	Auburn	2	2	2.43	15	0	0	2	29.2	27	12	8	0	1	7	23	3	1	
2018	GCL Nationals	0	0	4.09	7	1	0	0	0	11.0	13	5	5	0	0	2	8	0	0
2019	AZL Brewers Blues	2	0	2.57	7	0	0	0	1	14.0	10	4	4	0	1	0	21	1	0
	Wisconsin	1	0	1.26	7	0	0	0	2	14.1	6	2	2	0	1	2	18	4	0
2020	Played in Independent League																		
2021	Biloxi	0	1	3.00	8	0	0	0	3	9.0	6	3	3	1	2	3	14	0	0
	Nashville	1	0	1.86	9	1	0	0	1	9.2	6	3	2	1	0	2	16	0	0
	MILWAUKEE - a, b	1	0	2.70	30	0	0	0	0	30.0	16	9	9	3	4	19	44	2	0
2022	MILWAUKEE - c	2	1	2.70	12	0	0	0	0	13.1	10	4	4	1	2	8	21	4	0
	ACL Brewers Blue	0	0	0.00	1	0	0	0	0	1.0	0	0	0	0	0	0	2	0	0
	Nashville	1	0	2.78	21	0	0	0	1	22.2	15	8	7	2	3	11	31	2	0
	Nashville	1	2	7.30	13	0	0	0	0	12.1	17	10	10	1	1	4	22	3	0
	MILWAUKEE - d	0	0	4.82	9	0	0	0	0	9.1	10	5	5	1	0	10	7	2	0
2023	ACL Brewers	1	0	0.00	1	0	0	0	0	1.0	0	1	0	0	0	2	3	2	0
	Sugar Land - e	1	0	6.00	15	0	0	0	0	15.0	12	10	10	3	2	12	18	0	1
2024	YANKEES - f, g	2	1	2.37	37	0	0	0	1	38.0	20	14	10	5	5	20	53	4	0
	Scranton/WB	1	0	3.00	7	0	0	0	2	6.0	4	3	2	0	2	4	8	1	0
Minor League Totals		11	5	3.27	114	2	0	0	12	148.2	119	63	54	8	15	52	188	18	2
AL Totals		2	1	2.37	37	0	0	0	1	38.0	20	14	10	5	5	20	53	4	0
NL Totals		3	1	3.08	51	0	0	0	0	52.2	36	18	18	5	6	37	72	8	0
Major League Totals		5	2	2.78	88	0	0	0	1	90.2	56	32	28	10	11	57	125	12	0

Selected by the Washington Nationals in the 20th round of the 2017 First-Year Player Draft.

- a – Placed on the COVID-19 injured list from July 31 - August 10, 2021.
- b – Placed on the 10-day injured list on September 25 (retroactive to September 24), 2021 with a right biceps strain and missed the remainder of the regular season.
- c – Placed on the 10-day injured list on May 1, 2022 with a right elbow effusion...was transferred to the 60-day injured list on June 1, 2022 and reinstated on August 24, 2022.
- d – Placed on the 15-day injured list from June 9 (retroactive to June 4) - July 15, 2023 with right shoulder inflammation.
- e – Claimed off waivers by the Houston Astros from the Milwaukee Brewers on July 31, 2023.
- f – Acquired by the Yankees from the Chicago White Sox in exchange for cash considerations on March 31, 2024.
- g – Placed on the 15-day injured list on September 22 (retroactive to September 20) with a right pec strain and missed the remainder of the regular season.

Cousins' Postseason Record

Year	Club vs. Opp.	W	L	ERA	G	GS	CG	SHO	SV	IP	H	R	ER	HR	HP	BB	SO	WP	BK
2021	MIL vs. ATL (DS)	0	0	0.00	1	0	0	0	0	1.0	1	0	0	0	0	1	1	1	0
2024	NY Yankees vs. KC (DS)	0	0	0.00	1	0	0	0	0	0.1	0	0	0	0	0	1	0	0	0
	NY Yankees vs. CLE (CS)	0	0	7.71	2	0	0	0	0	2.1	2	2	2	0	0	2	6	0	0
	NY Yankees vs. LAD (WS)	0	1	11.57	3	0	0	0	0	2.1	4	3	3	0	1	1	1	0	0
LDS Totals		0	0	0.00	2	0	0	0	0	1.1	1	0	0	0	0	2	1	1	0
LCS Totals		0	0	7.71	2	0	0	0	0	2.1	2	2	2	0	0	2	6	0	0
World Series Totals		0	1	11.57	3	0	0	0	0	2.1	4	3	3	0	1	1	1	0	0
POSTSEASON TOTALS		0	1	7.50	7	0	0	0	0	6.0	7	5	5	0	1	5	8	1	0

Cousins' Career Fielding Record

Position	PCT	G	PO	A	E	TC	DP
Pitcher	1.000	88	4	12	0	16	0

Cousins' Career Bests and Streaks

COMPLETE GAMES: None. **LOW-HIT COMPLETE GAME:** None. **IP (START):** None. **IP (RELIEF):** 2.0 - 6 times (last on 8/20/24 vs. CLE). **HITS:** 3, 5/3/23 at COL. **RUNS:** 3, 9/23/21 vs. STL. **EARNED RUNS:** 3, 9/23/21 vs. STL. **WALKS:** 3 - 2 times (last on 5/20/23 at TB). **STRIKEOUTS:** 5 - 2 times (last on 7/9/24 at TB). **HOME RUNS:** 1 - 10 times (last on 8/30/24 vs. STL). **WINNING STREAK:** 3g, 7/7(G2)/21-4/17/22. **LOSING STREAK:** 1g - 2 times (last on 9/1/24 vs. STL). **SCORELESS STREAK (IP):** 18.0, 6/21-8/18/21.

Pitcher of the Month: None

Player of the Week: None

Rookie of the Month: None



FERNANDO CRUZ • RHP

63

HT: 6-2 • **WT:** 237 • **BATS:** S • **THROWS:** R
BIRTHDATE: 3/28/90 • **OPENING DAY AGE:** 34
BIRTHPLACE: Bayamón, P.R.
RESIDES: Dorado, P.R.
M.L. SERVICE: 2 years, 35 days



STATUS

- Acquired by the Yankees along with C Alex Jackson from the Cincinnati Reds in exchange for C Jose Trevino on December 20, 2024.

CAREER NOTES

- Over parts of three Major League seasons with the Cincinnati Reds (2022-24), has gone 4-11 with a 4.52 ERA (147.1IP, 115H, 78R/74ER, 72BB, 228K, 16HR) in 141 games (seven starts).
- In his career, he has held right-handed batters to a .187/.270/.319 (58-for-310) slash line.
- Since 2023, his 185 strikeouts as a reliever are the fifth-most among Major League relievers over that span, trailing only Bryan Abreu (203K), Aroldis Chapman (201K), Josh Hader (190K) and Tanner Scott (188K).

2024

- Went 3-8 with a 4.86 ERA (66.2IP, 54H, 36R/ER, 35BB, 109K, 9HR) in 69 games (three starts) with the Reds...opponents batted .216/.314/.388 (54-for-250, 9HR); LH .264/.371/.519 (28-for-106, 6HR); RH .181/.270/.292 (26-for-144, 3HR).
- Among Major League pitchers that tossed at least 50.0 innings, his 14.72 K/ 9.0IP ratio was the highest in the Majors and his 37.8% strikeout rate ranked third, trailing only Oakland's Mason Miller (41.8%) and New York-NL's Edwin Diaz (38.9%).
- His 95 strikeouts as a reliever were also the third-most in the National League and tied for the 10th-most in the Majors among relievers.
- Notched at least 4K in five relief appearances, the most by a Reds reliever since Scott Sullivan in 2001 (also five).
- Recorded at least 1K in each of his first 25 games of the season from 3/30-5/27, tied for the fifth-longest streak among relievers in Major League history, trailing only Milwaukee's Corey Knebel's 45-game streak in 2017, Cincinnati's Aroldis Chapman's 37-game streak in 2014 and 29-game streak in 2012, and Tampa Bay's Edwin Uceta's 27-game streak in 2024.
- Posted a 1.59 ERA (11.1IP, 2ER) and 21K over his first 12 games from 3/30-4/29.
- Posted a career-high 10.0 scoreless inning streak from 5/19-6/6.
- Tossed a career-high 3.0IP and recorded a career-high 6K on 8/28 vs. Oakland...struck out Seth Brown looking in the second inning for his 200th career strikeout.
- Recorded at least 4K in three straight relief appearances from 9/11-22, becoming the ninth reliever in franchise history to accomplish the feat.
- Following the season, made three relief appearances for the Cangrejeros de Santurce in the Puerto Rican Winter League (3.0IP, 2H, 1R/0ER, 2BB, 5K).
- Acquired by the Yankees along with C Alex Jackson from the Cincinnati Reds in exchange for C Jose Trevino on 12/20.

2023

- In 58 games (two starts) with Cincinnati, went 1-2 with a 4.91 ERA (66.0IP, 52H, 39R/36ER, 28BB, 98K, 6HR)...opponents batted .211/.295/.366 (52-for-246, 6HR); LH .231/.344/.389 (25-for-108, 3HR), RH .196/.253/.348 (27-for-38, 3HR)...made his first career Opening Day roster...posted a 13.36 K/9.0IP.
- As a reliever, posted a 12.86 K/9.0IP ratio (90K/63.0IP), the fourth-highest among NL relievers and ninth-highest among Major League relievers (50.0IP).
- Recorded at least four outs in 19 of his appearances.
- Earned his first career win on 4/3 vs. Chicago-NL (1.1IP, 1H, 1BB).
- Was placed on the 15-day injured list with a right shoulder strain on 4/30 (retro. 4/29)...missed 23 team games...made two rehab appearances with Triple-A Louisville (1.2IP, 2H, 3R/ER, 2BB, 2K)...was reinstated on 5/25.
- Posted a 2.31 ERA (39.0IP, 10ER) in 37 games (one start) from 6/12-9/16.
- Did not allow an ER in 10 straight games from 6/12-7/5 and nine straight games from 8/6-30.
- Pitched in both games of the doubleheader on 8/23 at Los Angeles-AL, becoming the first Reds player to pitch in both games of a doubleheader since RHP Matt Bowman did it on 5/27/19 vs Pittsburgh.
- Stuck out Casey Schmitt looking in the seventh inning on 8/30 at San Francisco for his 100th career strikeout.
- Was placed on the COVID-19 injured list from 9/1-8.
- Following the season, made two relief appearances for the Cangrejeros de Santurce in the Puerto Rican Winter League, going 1-0 with one save and a 4.50 ERA (2.0IP, 1H, 1R/ER, 0BB, 3K, 1HR).
- Pitched for Puerto Rico in the World Baseball Classic, posting a 2.45 ERA (3.2IP, 4H, 1R/ER, 2BB, 5K, 1HR) in three appearances (one start).



2022

- ▶ Saw his first Major League action with Cincinnati, going 0-1 with a 1.23 ERA (14.2IP, 9H, 3R/2ER, 9BB, 21K, 1HR) in 14 games (two starts)...opponents batted .167/.297/.259 (9-for-54, 1HR); LH .154/.241/.192 (4-for-26, 0HR); RH .179/.343/.321 (5-for-28, 1HR).
- ▶ Signed a minor league contract with Cincinnati on 2/1.
- ▶ Spent the majority of the season with Triple-A Louisville, going 4-4 with 23 saves and a 2.89 ERA (56.0IP, 39H, 22R/18ER, 19BB, 66K, 4HR) in 51 relief appearances...led all Triple-A pitchers in saves...also led Reds minor leaguers in saves and ranked third in games pitched.
- ▶ Was signed to a Major League contract and selected to the active roster on 9/1.
- ▶ Made his Major League debut on 9/2 vs. Colorado, tossing a perfect sixth inning of relief (1.0IP, 2K)...struck out Brendan Rogers swinging to record his first Major League strikeout...at 32 years, 158 days old, he was the oldest Reds player to make his Major League debut since LHP/OF Pat Scantlebury did so at age 38 years, 160 days on 4/19/56 vs. St. Louis.
- ▶ Did not allow an ER in 11 straight games from 9/6-10/2 (11.2IP).
- ▶ Made his first career start on 9/13 vs. Pittsburgh-G2, serving as an opener (1.2IP).
- ▶ Following the season, made eight scoreless relief appearances for the Cangrejeros de Santurce in the Puerto Rican Winter League, going 1-0 with two saves (7.2IP, 2H, 1BB, 11K).
- ▶ Was tabbed an Organization All-Star by MiLB.com.

2021

- ▶ Pitched for the Mariachis de Guadalajara of the Mexican League, going 4-1 with 14 saves and a 2.73 ERA (26.1IP, 19H, 8R/ER, 6BB, 37K, 2HR) in 26 relief appearances...went for 14-for-15 in save opportunities.
- ▶ Made 13 relief appearances for the Charros de Jalisco in the Mexican Winter League, posting a 2.77 ERA (13.0IP, 12H, 4R/ER, 7BB, 12K, 0HR).
- ▶ Did not allow an earned run in 17 relief appearances for the Cangrejeros de Santurce in the Puerto Rican Winter League, going 1-2 with eight saves (19.1IP, 15H, 3R/0ER, 7BB, 30K).
- ▶ Tossed two relief appearances for Team Puerto Rico in the Caribbean Series, posting a 5.40 ERA (3.1IP, 4H, 2R/ER, 1BB, 2K, 1HR).

2020

- ▶ In nine appearances for the Tigres del Licey in the Venezuelan Winter League, went 0-3 with a 9.82 ERA (7.1IP, 8H, 9R/8ER, 5BB, 11K, 1HR).
- ▶ Also made three scoreless relief appearances for the Criollos de Caguas in the Puerto Rican Winter League (3.1IP, 2H, 1BB, 4K).
- ▶ Made five relief appearances for Team Puerto Rico in the Caribbean Series, going 1-0 with three saves and a 1.93 ERA (4.2IP, 1H, 1R/ER, 1BB, 8K, 1HR).

2019

- ▶ Did not allow an earned run in 19 relief appearances for the Cangrejeros de Santurce in the Puerto Rican Winter League, going 2-0 with 10 saves (23.1IP, 6H, 1R/0ER, 5BB, 26K, 0HR)...was named the Puerto Rican Winter League Pitcher of the Year.
- ▶ Did not allow an earned run in four appearances for Team Puerto Rico in the Caribbean Series, going 1-1 with one save (4.1IP, 3H, 2R/0ER, 1BB, 5K).

2018

- ▶ Made one start for the New Jersey Jackals in the Can-Am League and earned the win (8.1IP, 7H, 3R/ER, 2BB, 8K, 1HR).
- ▶ Also made nine appearances (two starts) for the Pericos de Puebla in the Mexican League, going 1-1 with a 7.80 ERA (15.0IP, 18H, 13R/ER, 8BB, 10K, 3HR).
- ▶ Following the season, made 12 appearances (eight starts) for the Cangrejeros de Santurce in the Puerto Rican Winter League, going 5-2 with one save and a 2.81 ERA (51.1IP, 45H, 17R/16ER, 10BB, 37K, 1HR).
- ▶ Also made three appearances for Team Puerto Rico in the Caribbean Series, posting a 13.50 ERA (2.0IP, 5H, 3R/ER, 1BB, 1K).

2017

- ▶ Pitched for the New Jersey Jackals in the Can-Am League, going 4-2 with a 2.82 ERA (51.0IP, 43H, 16R/ER, 11BB, 55K, 4HR) in seven starts.
- ▶ Following the season, made 12 appearances (eight starts) with the Caribes de Anzoategui in the Venezuelan Winter League, going 3-2 with one save and a 4.33 ERA (43.2IP, 50H, 28R/21ER, 14BB, 35K, 3HR)...also made three starts for Cangrejeros de Santurce in the Puerto Rican Winter League, going 1-1 with a 2.37 ERA (19.0IP, 18H, 6R/5ER, 7BB, 10K, 0HR).
- ▶ Made three relief appearances for Team Puerto Rico in the Caribbean Series, going 1-0 with a 3.60 ERA (5.0IP, 4H, 2R/ER, 1BB, 2K, 0HR).

2016

- ▶ Was released by the Chicago Cubs on 3/29.
- ▶ Spent the season with the New Jersey Jackals in the Can-Am League, going 6-3 with one shutout, 12 saves and a 2.63 ERA (72.0IP, 59H, 32R/21ER, 23BB, 79K, 7HR) in 34 games (eight starts).
- ▶ Made 22 relief appearances for Cangrejeros de Santurce in the Puerto Rican Winter League, going 3-1 with a 2.22 ERA (28.1IP, 22H, 8R/7ER, 9BB, 16K, 1HR).

2015

- ▶ Combined with Double-A Tennessee, Single-A Myrtle Beach and Triple-A Iowa to go 3-4 with three saves and a 5.64 ERA (68.2IP, 72H, 50R/43ER, 34BB, 58K, 11HR) in 32 games (five starts).
- ▶ Following the season, made 21 relief appearances for the Cangrejeros de Santurce in the Puerto Rican Winter League, posting a 1.01 ERA (26.2IP, 18H, 3R/ER, 13BB, 24K, 0HR)...also made two appearances for Team Puerto Rico in the Caribbean Series, going 1-0 with a 6.75 ERA (2.2IP, 4H, 2R/ER, 0BB, 3K, 0HR).
- ▶ Re-signed a minor league contract with Chicago-NL on 12/20.

2014

- ▶ In 14 relief appearances with the Cangrejeros de Santurce in the Puerto Rican Winter League, went 2-1 with a 1.52 ERA (23.2IP, 13H, 5R/4ER, 9BB, 22K, 0HR).
- ▶ Signed a minor league contract with Chicago-NL on 12/20.

2013

- ▶ Made 13 appearances for the Leones de Ponce in the Puerto Rican Winter League, going 1-0 with a 4.02 ERA (15.2IP, 17H, 7R/ER, 8BB, 11K, 0HR).

2012

- ▶ Made 20 relief appearances for Rookie-level Idaho, going 4-3 with three saves and a 6.88 ERA (35.1IP, 49H, 30R/27ER, 17BB, 38K, 2HR).
- ▶ Following the season, made 11 relief appearances for the Indios de Mayaguez in the Puerto Rican Winter League, going 0-1 with a 9.00 ERA (14.0IP, 21H, 15R/14ER, 7BB, 12K, 1HR).
- ▶ Was released by the Kansas City Royals on 10/3.

2011

- ▶ Began the season with Single-A Kane County, batting .227 (10-for-44) with 2R and 1BB in 13 games.
- ▶ Switched positions midway through the season and went 2-3 with one save and a 7.99 ERA (23.2IP, 30H, 27R/21ER, 15BB, 17K, 1HR) in 17 relief appearances with the AZL Royals.
- ▶ Following the season, appeared in one game for the Indios de Mayaguez in the Puerto Rican Winter League and earned the win (1.0IP, 1BB).

2010

- ▶ In 106 games with Single-A Burlington, batted .221 (83-for-376) with 33R, 15 doubles, 2 triples, 23RBI, 21BB and 25B.
- ▶ Following the season, appeared in eight games for the Indios de Mayaguez in the Puerto Rican Winter League, batting .231 (6-for-26) with 1 double and 1RBI.

2009

- ▶ Batted .277 (52-for-188) with 22R, 11 doubles, 1 triple, 3HR, 21RBI, 7BB and 25B in 51 games.
- ▶ Following the season, appeared in three games for the Leones de Ponce in the Puerto Rican Winter League (2-for-8, 1RBI).

2008

- ▶ Spent the season with Rookie-level Burlington, batting .237 (47-for-198) with 19R, 9 doubles, 14RBI, 3BB and 35B in 53 games.
- ▶ Following the season, appeared in two games for the Leones de Ponce in the Puerto Rican Winter League (1-for-4).

2007

- ▶ Made his professional debut with the ACL Royals, batting .210 (38-for-181) with 14R, 5 doubles, 1 triple, 1HR, 15RBI and 8BB in 48 games.

PERSONAL

- ▶ Was drafted as a shortstop and converted to a pitcher in 2011.



Cruz's Career Pitching Record

Year	Club	W	L	ERA	G	GS	CG	SHO	SV	IP	H	R	ER	HR	HP	BB	SO	WP	BK
2011	AZL Royals	2	3	7.99	17	0	0	0	1	23.2	30	27	21	1	3	15	17	3	1
2012	Idaho	4	3	6.88	20	0	0	0	3	35.1	49	30	27	2	3	17	38	6	1
2013																			
2014																			
2015	Tennessee	2	1	5.46	16	1	0	0	1	31.1	31	25	19	4	4	20	31	5	0
	Myrtle Beach	1	2	3.78	15	3	0	0	2	33.1	31	15	14	4	1	12	25	1	0
	Iowa	0	1	22.50	1	1	0	0	0	4.0	10	10	10	3	0	2	2	0	0
2016																			
2017																			
2018																			
2019																			
2020																			
2021																			
2022	Louisville	4	4	2.89	51	0	0	0	23	56.0	39	22	18	4	4	19	66	2	0
	CINCINNATI	0	1	1.23	14	2	0	0	0	14.2	9	3	2	1	1	9	21	1	0
2023	CINCINNATI - a, b	1	2	4.91	58	2	0	0	0	66.0	52	39	36	6	2	28	98	5	0
	Louisville	0	0	16.20	2	0	0	0	0	1.2	2	3	3	0	0	2	2	0	0
2024	CINCINNATI - c	3	8	4.86	69	3	0	0	0	66.2	54	36	36	9	1	35	109	8	0
Minor League Totals		14	15	5.62	131	7	0	0	30	200.1	210	145	125	21	15	95	191	21	2
Major League Totals		4	11	4.52	141	7	0	0	0	147.1	115	78	74	16	4	72	228	14	0

Selected by the Kansas City Royals in the sixth round of the 2007 First-Year Player Draft.

a – Placed on the 15-day injured list from April 30 (retroactive to April 29) - May 25, 2023 with a right shoulder strain.

b – Placed on the COVID-19 injured list from September 1 - September 8, 2023.

c – Acquired by the Yankees along with C Alex Jackson from the Cincinnati Reds in exchange for C Jose Trevino on December 20, 2024.

Cruz's World Baseball Classic Record

Year	Country, Site	W	L	ERA	G	GS	CG	SHO	SV	IP	H	R	ER	HR	HP	BB	SO	WP	BK
2023	Puerto Rico, Miami	0	0	2.45	3	1	0	0	0	3.2	4	1	1	1	0	2	5	0	0
WBC TOTALS		0	0	2.45	3	1	0	0	0	3.2	4	1	1	1	0	2	5	0	0

Cruz's Career Fielding Record

Position	PCT	G	PO	A	E	TC	DP
Pitcher	.950	141	8	11	1	20	0

Cruz's Career Bests and Streaks

COMPLETE GAMES: None. **LOW-HIT COMPLETE GAME:** None. **IP (START):** 3.0IP, 8/28/24 vs. OAK. **IP (RELIEF):** 2.0 - 9 times (last on 9/22/24 vs. PIT). **HITS:** 6, 9/30/23 at STL. **RUNS:** 5, 9/30/23 at STL. **EARNED RUNS:** 5, 9/30/23 at STL. **WALKS:** 3 - 5 times (last on 9/17/24 vs. ATL). **STRIKEOUTS:** 6, 8/28/24 vs. OAK. **HOME RUNS:** 2, 7/21/23 vs. ARI. **WINNING STREAK:** 2g, 5/31-6/5/24. **LOSING STREAK:** 4g, 5/1-17/24. **SCORELESS STREAK (IP):** 10.0, 5/19-6/6/24.

Pitcher of the Month: None

Player of the Week: None

Rookie of the Month: None



YERRY DE LOS SANTOS • RHP

73

HT: 6-3 • **WT:** 230 • **BATS:** R • **THROWS:** R
BIRTHDATE: 12/12/97 • **OPENING DAY AGE:** 27
BIRTHPLACE: Samaná, D.R.
RESIDES: Samaná, D.R.
M.L. SERVICE: 1 year, 19 days



STATUS

- ▶ Signed by the Yankees as a minor league free agent on November 17, 2023.

2024

- ▶ Went 2-2 with four saves and a 4.12 ERA (59.0IP, 66H, 35R/27ER, 19BB, 55K, 9HR) in 51 games (one start) with Triple-A Scranton/Wilkes-Barre...his 51 appearances ranked second among Yankees farmhands.
- ▶ Was added to the Yankees' 40-man roster on 11/3.
- ▶ Following the season, made two relief appearances for the Gigantes del Cibao in the Dominican Winter League (1.2IP, 2H, 2R/ER, 1BB, 1K, 0HR).

2023

- ▶ In 22 relief appearances with the Pittsburgh Pirates, went 1-1 with a 3.33 ERA (24.1IP, 17H, 10R/9ER, 13BB, 18K, 1HR) over two stints with the club (6/3 and 6/15-8/7)...opponents batted .193/.298/.295 (17-for-88, 1HR); LH .206/.364/.353 (7-for-34, 0HR); RH .185/.250/.259 (10-for-54, 1HR).
- ▶ Did not allow a run in 16 of his 22 appearances.
- ▶ Posted a career-high 11.2 scoreless inning streak from 6/19-7/14...allowed just 3H to 40BF in that span.
- ▶ Earned his first career win on 8/4 at Milwaukee (1.0IP, 1H, 2K).
- ▶ In 23 games with Triple-A Indianapolis, went 1-5 with two saves and a 6.12 ERA (25.0IP, 42H, 20R/17ER, 14BB, 28K, 4HR).
- ▶ Was signed by the Yankees as a minor league free agent on 11/17.

2022

- ▶ Saw his first Major League action with the Pittsburgh Pirates, going 0-3 with three saves and a 4.91 ERA (25.2IP, 22H, 18R/14ER, 11BB, 26K, 3HR) in 26 relief appearances...opponents batted .224/.309/.367 (22-for-98, 3HR); LH .214/.327/.429 (9-for-42, 2HR); RH .232/.295/.321 (13-for-56, 1HR).
- ▶ Began the season with Triple-A Indianapolis, going 2-0 with three saves and a 1.72 ERA (15.2IP, 8H, 3R/ER, 2BB, 20K, 1HR) in 12 relief outings...tossed 1.0 inning in a combined no-hitter on 4/13 at St. Paul (2K).
- ▶ Was selected to the Major League roster and signed to a Major League contract on 5/23.
- ▶ Made his Major League debut on 5/25 vs. Colorado and tossed a scoreless ninth inning to close out a 10-5 win...struck out Brian Serven swinging for his first career Major League strikeout.
- ▶ Allowed just 1H to 21BF from 6/3-21.
- ▶ Was placed on the COVID-19 injured list on 7/3 and was reinstated on 7/6.
- ▶ Tossed a perfect ninth inning on 6/29 at Washington to record his first career Major League save.
- ▶ Recorded his second career save on 6/30 vs. Milwaukee (0.1IP).
- ▶ Recorded a career-high 4K and tossed 1.1 scoreless innings on 7/11 at Miami to record his third career save (1BB)...became the third pitcher in franchise history (since saves became an official stat in 1969) to record a save of at least four outs and record each out via strikeout, joining Goose Gossage (4K in 1.1IP on 6/22/77 at San Diego) and Jason Christiansen (4K in 1.1IP on 7/25/98 vs. Atlanta).
- ▶ Was placed on the 60-day injured list on 8/12 with a strained right lat muscle and missed the remainder of the season.

2021

- ▶ Combined with Double-A Altoona and Triple-A Indianapolis to go 3-2 with two saves and a 1.52 ERA (23.2IP, 13H, 6R/4ER, 7BB, 25K, 2HR) in 16 combined relief appearances.
- ▶ Spent the majority of the season with Double-A Altoona, going 3-2 with two saves and a 2.04 ERA (17.2IP, 11H, 6R/4ER, 6BB, 19K, 2HR).
- ▶ Following the season, made three relief appearances for the Gigantes del Cibao in the Dominican Winter League, posting a 3.38 ERA (2.2IP, 3H, 3R/1ER, 1BB, 2K, 0HR).

2020

- ▶ Did not pitch during the regular season due to the COVID-19 pandemic.
- ▶ Went 1-0 over six scoreless relief appearances for the Gigantes del Cibao in the Dominican Winter League (6.0IP, 2H, 7K).



2019

- ▶ Spent the entire season with Single-A Greensboro, going 4-2 with 13 saves and a 1.44 ERA (50.0IP, 32H, 9R/8ER, 12BB, 73K, 3HR) in 37 games...among Pirates minor leaguers, ranked second in saves and tied for seventh in relief appearances...was also tied for third in the South Atlantic League in saves and tied for ninth in relief appearances.
- ▶ Following the season, was named an MiLB.com Organization All-Star.

2018

- ▶ Combined to post a 2.45 ERA (18.1IP, 13H, 8R/5ER, 8BB, 24K, 0HR) in 12 relief appearances with the DSL Pirates 1 (7G), GCL Pirates (2G) and Rookie-level Bristol (3G).

2017

- ▶ Went 1-0 with a 1.04 ERA (8.2IP, 7H, 3R/1ER, 3BB, 4K, 0HR) in five relief appearances with the DSL Pirates.

2016

- ▶ Missed the entire season recovering from "Tommy John" surgery.

2015

- ▶ Made his professional debut, going 1-5 with a 4.73 ERA (59.0IP, 82H, 41R/31ER, 17BB, 28K, 1HR) in 14 starts with the DSL Pirates.

PERSONAL

- ▶ Full name is Yerry Paulino de los Santos Acosta (pronounced "Yairy").

De los Santos' Career Pitching Record

Year	Club	W	L	ERA	G	GS	CG	SHO	SV	IP	H	R	ER	HR	HP	BB	SO	WP	BK
2015	DSL Pirates	1	5	4.73	14	14	0	0	0	59.0	82	41	31	1	5	17	28	14	0
2016		Did Not Pitch - Injured																	
2017	DSL Pirates	1	0	1.04	5	0	0	0	0	8.2	7	3	1	0	0	3	4	0	0
2018	DSL Pirates 1	0	0	2.89	7	0	0	0	0	9.1	7	5	3	0	0	4	13	3	0
	GCL Pirates	0	0	0.00	2	0	0	0	0	3.0	1	0	0	0	0	1	1	0	0
	Bristol	0	0	3.00	3	0	0	0	0	6.0	5	3	2	0	0	3	10	2	0
2019	Greensboro	4	2	1.44	37	0	0	0	13	50.0	32	9	8	3	5	12	73	3	0
2021	Altoona	3	2	2.04	12	0	0	0	2	17.2	11	6	4	2	4	6	19	1	0
	Indianapolis	0	0	0.00	4	0	0	0	0	6.0	2	0	0	0	0	1	6	0	0
2022	Indianapolis	2	0	1.72	12	0	0	0	3	15.2	8	3	3	1	0	2	20	0	0
	PITTSBURGH - a, b	0	3	4.91	26	0	0	0	3	25.2	22	18	14	3	1	11	26	0	0
2023	Indianapolis	1	5	6.12	23	0	0	0	2	25.0	42	20	17	4	1	14	28	0	0
	PITTSBURGH	1	1	3.33	22	0	0	0	0	24.1	17	10	9	1	1	13	18	0	0
2024	Scranton/WB	2	2	4.12	51	1	0	0	4	59.0	66	35	27	9	1	19	55	2	0
Minor League Totals		14	16	3.33	170	15	0	0	24	259.1	263	125	96	20	16	82	257	25	0
Major League Totals		1	4	4.14	48	0	0	0	3	50.0	39	28	23	4	2	24	44	0	0

Signed by Pittsburgh as a non-drafted free agent on July 2, 2014.

a - Placed on the COVID-19 injured list from July 3 - July 6, 2022.

b - Placed on the 60-day injured list on August 12, 2022 with a strained right lat muscle and missed the remainder of the season.

De los Santos' Career Fielding Record

Position	PCT	G	PO	A	E	TC	DP
Pitcher	.875	48	0	7	1	8	2

De los Santos' Career Bests and Streaks

COMPLETE GAMES: None. **LOW-HIT COMPLETE GAME:** None. **IP (START):** None. **IP (RELIEF):** 2.0 - 6 times (last on 8/2/23 vs. CLE). **HITS:** 4, 8/3/22 vs. MIL. **RUNS:** 5, 7/16/23 vs. SF. **EARNED RUNS:** 4 - 2 times (last on 7/16/23 vs. SF). **WALKS:** 3, 8/11/22 at ARI. **STRIKEOUTS:** 4, 7/11/22 at MIA. **HOME RUNS:** 2, 6/3/22 vs. ARI. **WINNING STREAK:** 1g, 8/4/23-present. **LOSING STREAK:** 4g, 6/24/22-7/16/23. **SCORELESS STREAK (IP):** 11.2, 6/19-7/14/23.

Pitcher of the Month: None

Player of the Week: None


Rookie of the Month: None



JASSON DOMÍNGUEZ • OF

24

HT: 5-10 • **WT:** 218 • **BATS:** S • **THROWS:** R
BIRTHDATE: 2/7/03 • **OPENING DAY AGE:** 22
BIRTHPLACE: Esperanza, D.R.
RESIDES: Santiago, D.R.
M.L. SERVICE: 130 days (Rookie)



STATUS

- Was originally signed by the Yankees as a non-drafted free agent on July 2, 2019.

CAREER NOTES

- Hit 6HR in his first 20 career games, tied with Shelley Duncan (6HR in 2007) and Steve Whitaker (6HR in 1966) for the third-most HR by a Yankee through their first 20 career games, trailing only Gary Sánchez (8HR from 2015-16) and Kevin Maas (7HR in 1990).

2024

- Batted .179 (10-for-56) with 8R, 1 double, 2HR, 4RBI, 11BB and 5SB in 18 games over two stints (8/18, 9/9-end of season) with the Yankees...appeared defensively in LF (13G/12GS) and CF (4G/4GS).
- Began the season on the 60-day injured list due to "Tommy John" reconstruction surgery recovery...played in rehab games with Single-A Tampa, Double-A Somerset and Triple-A Scranton/Wilkes-Barre...was returned from his rehab assignment, reinstated from the 60-day injured list and optioned to Scranton/Wilkes-Barre on 6/12.
- Made his season debut on 8/18 at Detroit in The Little League Classic as the "27th" man (0-for-4)...was returned to Triple-A Scranton/Wilkes-Barre after the game.
- Batted leadoff in the starting lineup for the first time in his career on 9/28 vs. Pittsburgh (1-for-4, 1BB)...at 21 years, 234 days, was the youngest Yankee to bat leadoff in the starting lineup since Tony Kubek on 5/15/57 vs. the Kansas City Athletics (21y, 215d).
- Including rehab, hit .314/.376/.504 (71-for-226) with 43R, 8 doubles, 1 triple, 11HR, 35RBI, 22BB, 1HP and 16SB in 58 combined games with Single-A Tampa, Double-A Somerset and Triple-A Scranton/Wilkes-Barre...over his final 18 games with Scranton/Wilkes-Barre from 8/20-9/8, batted .347/.398/.560 (26-for-75) with 21R, 2 doubles, 1 triple, 4HR, 11RBI, 7BB, 1SF and 7SB.
- Appeared in three postseason games for the Yankees as a pinch runner (1R).
- Following the season, was tabbed by *Baseball America* as the No. 28 overall prospect, the Yankees' No. 1 prospect and as the organization's "Best Outfield Arm"...was also labeled by MLB Pipeline as the No. 21 prospect in baseball.

2023

- Saw his first Major League action, batting .258/.303/.677 (8-for-31) with 6R, 1 double, 4HR, 7RBI, 2BB and 1SB in eight games with the Yankees before being placed on the injured list...reached base in seven of those games.
- Became the youngest Major League player in the Modern Era (since 1900) to hit 4HR through his first seven career games (confirmed by *Elias*)...at the time, his 4HR matched the third-most by a Major League player through his first seven career games in the Modern Era (since 1900), trailing only Trevor Story (7HR) and Mark Quinn (5HR)...was just the 18th Major League player in the Modern Era to do so.
- Was just the fourth Yankee to record at least five extra-base hits through his first seven career games, joining Clint Frazier (6XBB in 2017), Yangel Solarte (6XBB in 2014) and Steve Whitaker (6XBB in 1966).
- Was the sixth Yankee in the last 72 years (since 1952) to record at least 7RBI through his first seven career games, joining Shelley Duncan (8RBI in 2007), Clint Frazier (8RBI in 2017), Hideki Matsui (8RBI in 2003), Yangel Solarte (7RBI in 2014) and Steve Whitaker (7RBI in 1966).
- Batted third in the starting lineup in seven of his eight games (did so at his youngest at 20y, 213 days)...was the youngest Yankee to bat third in the starting lineup since Bobby Murcer (20y, 134d) on 10/11/66 at Chicago-AL...only Bobby Murcer (eight times at a younger 20 in 1966), Mickey Mantle (18 times total: eight times at 19 years old in 1951 and 10 times at a younger 20 in 1952) and Johnny Priest (twice at a younger 20 in 1911) have batted third in the Yankees' starting lineup at a younger age.
- Hit safely in each of his first five career games, becoming just the third Yankee in the last 43 years (since 1981) to hit safely in each of his first five career games (also Hideki Matsui in 2003 and Oscar Azocar in 1990).
- Was signed to a Major League contract and selected to the active roster on 9/1...made his Major League debut that night at Houston and homered in his first plate appearance with a two-run shot in the first inning (1-for-4, 1R, 1HR, 2RBI)...became the sixth Yankees player in franchise history to hit a home run in his first plate appearance, joining Aaron Judge and Tyler Austin on 8/13/16 vs. Tampa Bay, Andy Phillips on 9/26/04 at Boston, Marcus Thames on 6/10/02 vs. Arizona and John Miller on 9/11/66 at Boston.
- At 20 years, 206 days old on the day of his debut, was the youngest Yankee to appear in a game since RHP José Rijo (19y, 54d) on 7/6/84 at Minnesota...was the youngest position player to appear in a game for the Yankees since Stan Javier (20y, 111d) on 4/29/84 vs. Milwaukee...was the youngest Yankee to make his Major League debut since Stan Javier (20y, 97d) on 4/15/84 vs. Chicago-AL...was the ninth-youngest Yankee to make his Major League debut as a starter and the sixth-youngest position player in franchise history to do so, trailing only Bobby Murcer (19y, 111d at SS on 9/8/65 vs. Washington-AL), Mickey Mantle (19y, 179d in RF on 4/17/51 vs. Boston), Bobby Richardson (19y, 351d at 2B on 8/5/55 vs. Detroit), Al Downing (20y, 21d as SP on 7/19/61-G2 at Washington-AL), Gene Nelson (20y, 152d as SP on 5/4/81 at California), Don Johnson (20y, 159d as SP on 4/20/47-G2 at Philadelphia-AL), Bill Lamar (20y, 182d in CF on 9/19/1917 vs. Cleveland) and Andy Carey (20y, 197d at 3B on 5/2/52 vs. Detroit)...was the youngest position player to make his big league debut as a starter since Murcer.



- ▶ At 20 years, 206 days old, became the youngest Yankee to homer in his Major League debut...was the youngest Yankee to homer since Bobby Murcer (19y, 117d) on 9/14/65 at Washington-AL...only four players in franchise history have homered at a younger age than Dominguez: Bobby Murcer (19y, 117d on 9/14/65 at Washington-AL), Mickey Mantle (did so 15 times from 1951-52, including his youngest at 19y, 193d on 5/1/51 at Chicago-AL), Lou Gehrig (20y, 100d on 9/27/1923 at Boston) and Ross Moschitto (20y, 123d on 6/18/65 vs. Minnesota).
- ▶ According to *Elias*, was the fifth-youngest player in Major League history to homer in his first plate appearance, trailing only the New York Giants' Whitey Lockman (18y, 345d on 7/5/45 vs. St. Louis-NL), Texas' Jurickson Profar (19y, 195d on 9/2/12 at Cleveland), Cincinnati's Ted Tappe (19y, 224d on 9/14/50-G1 at Brooklyn) and Chicago-NL's Starlin Castro (20y, 44d on 5/7/10 at Cincinnati)...*Elias* also notes he was the ninth-youngest player since 1900 to homer in his Major League debut, trailing only the New York Giants' Whitey Lockman (18y, 345d on 7/5/45 vs. St. Louis-NL), Detroit's Denny McLain (19y, 176d on 9/21/63 vs. Chicago-AL), Texas' Jurickson Profar (19y, 195d on 9/2/12 at Cleveland), Cincinnati's Ted Tappe (19y, 224d on 9/14/50-G1 at Brooklyn), Chicago-NL's Starlin Castro (20y, 44d on 5/7/10 at Cincinnati), Kansas City's Clint Hurdle (20y, 50d on 9/18/77 vs. Seattle), Florida's Miguel Cabrera (20y, 63d on 6/20/03 vs. Tampa Bay) and Tampa Bay's Wander Franco (20y, 113d on 6/22/21 vs. Boston).
- ▶ According to ESPN Stats & Info, with his first HR coming off Justin Verlander, he became the second player in Major League history to homer in his first career AB off a reigning Cy Young Award winner (also Marcus Thames on 6/10/02 vs. Arizona off Randy Johnson).
- ▶ With C Austin Wells also making his Major league debut on 9/1 at Houston, it marked the 12th time in franchise history two players made their Major League debuts as starters in the same game, the third such time in the last 54 years (since 1970) and fourth in the last 77 years (since 1947), joining Aaron Judge and Tyler Austin on 8/13/16 vs. Tampa Bay, Dean Anna and Masahiro Tanaka on 4/4/14 at Toronto, and John Ellis and Jim Liddle on 5/17/69 vs. California...also marked the seventh time in franchise history two players age 24-or-younger made their Major League debuts as starters in the same game...joined Tyler Austin and Aaron Judge on 8/13/16 vs. Tampa Bay, John Ellis and Jim Liddle on 5/17/69 vs. California, Yogi Berra and Bobby Brown on 9/22/46-G1 vs. Philadelphia-AL, Billy Johnson and Snuffy Stirrweiss on 4/22/43 vs. Washington-AL, Ben Chapman and Dusty Cooke on 4/15/30 at Philadelphia-AL, and Howie Camp, Chick Fewster and Bill Lamar on 9/19/1917 vs. Cleveland.
- ▶ Hit a go-ahead two-run HR in the sixth inning on 9/3 at Houston...became just the fourth Yankee in franchise history to hit 2HR in his first three career games...joined Aaron Judge (2016), Joe Lefebvre (1980) and Yogi Berra (1946)...according to ESPN Stats & Info, became the first player at age 20-or-younger to hit a HR in two of his first three career games since 1900.
- ▶ His 4RBI through his first three games matched the most by a Yankee through his first three career games in the last 40 years (since 1984)...joined Miguel Andújar (2017) and Yangelvis Solarte (2014).
- ▶ Recorded a career-high 3H on 9/6 vs. Detroit, including a go-ahead solo HR in the third inning...became just the sixth Yankee in franchise history to record at least 3H in a game at age 20 years, 211 days-or-younger...joined Bobby Murcer (once in 1965 at 19), Mickey Mantle (eight times: six times in 1951 at 19 and twice in 1952 at 20), Lou Gehrig (once in 1923 at 20), Bill Lamar (once in 1917 at 20) and Ray Keating (once in 1912 at 19)...also became just the second Yankee to hit 3HR in his first five career games, joining Shelley Duncan (also 3HR in 2007)...was just the fourth Yankee in franchise history to record at least four extra-base hits through his first five career games...joined Steve Whitaker (5XBH in 1966), Tommy Henrich (4XBH in 1937) and Yangelvis Solarte (4XBH in 2014).
- ▶ Hit his fourth home run of the season on 9/8 vs. Milwaukee with a go-ahead two-run shot in the third inning...became the second Yankee in franchise history to hit 4HR through his first seven career games, joining Shelley Duncan (also 4HR in 2007)...also became the youngest Major League player in the Modern Era (since 1900) to hit 4HR through his first seven career games (confirmed by *Elias*)...at the time, his 4HR matched the third-most by a Major League player through his first seven career games in the Modern Era (since 1900), trailing only Trevor Story (7HR) and Mark Quinn (5HR)...was just the 18th Major League player in the Modern Era to do so...was just the fourth Yankee to record at least five extra-base hits through his first seven career games, joining Clint Frazier (6XBH in 2017), Yangelvis Solarte (6XBH in 2014) and Steve Whitaker (6XBH in 1966)...also recorded his first career stolen base...at 20 years, 213 days, was the youngest Yankee to steal a base since Bobby Murcer (20 years, 126 days) on 9/23/66 vs. Boston...was just the second Yankee in franchise history to homer and steal a base in a game at age 20-or-younger, joining Mickey Mantle (three times: twice at 19 in 1951 and once at 20 in 1952).
- ▶ Was placed on the 10-day injured list on 9/11 (retroactive to 9/10) with a right UCL tear...underwent "Tommy John" reconstruction surgery on 9/20, which included the addition of internal bracing...the surgery was performed by Dr. Keith Meister in Arlington, Texas...was transferred to the 60-day injured list on 9/30.
- ▶ Spent the majority of the season in the minors, combining to hit .265/.377/.425 (121-for-456) with 89R, 22 doubles, 3 triples, 15HR, 76RBI, 83BB and 40SB in 118 games with Double-A Somerset and Triple-A Scranton/Wilkes-Barre.
- ▶ Began the season with Double-A Somerset, hitting .254/.367/.414 (108-for-425) with 83R, 19 doubles, 2 triples, 15HR, 66RBI, 77BB and 37SB in 109 games...over his final 33 games with Somerset (7/14-8/20), batted .354/.416/.549 (51-for-144) with 27R, 11 doubles, 1 triple, 5HR, 27RBI, 16BB and 13SB...was named the "Eastern League Player of the Week" for 8/14-20 after batting .464 (13-for-28) with 8R, 5 doubles, 2HR, 8RBI, 3BB and 1SB.
- ▶ Was named an Eastern League Postseason All-Star and the league's "Top MLB Prospect"...at the time of his promotion to Triple-A Scranton/Wilkes-Barre on 8/22, led all Eastern League hitters in runs and walks, ranked second in hits, third in stolen bases, fourth in OBP and total bases (176), and tied for fourth in RBI.
- ▶ In nine games with the RailRiders, hit .419/.514/.581 (13-for-31) with 6R, 3 doubles, 1 triple, 10RBI, 6BB and 3SB.
- ▶ At the time of his Major League call-up, was ranked by MLB Pipeline as the No. 2 prospect in the Yankees organization and the No. 78 prospect in all of baseball...was also tabbed by *Baseball America* as the No. 3 prospect in the Yankees system and the No. 60 prospect in all of baseball.
- ▶ Following the season, was tabbed by *Baseball America* as the Yankees' No. 1 prospect and the No. 16 overall prospect in baseball...was also tabbed by the publication as "Best Power Hitter," "Best Strike-Zone Discipline," "Fastest Baserunner," "Best Athlete" and "Best Outfield Arm"...was also named by MLB Pipeline as the No. 41 overall prospect in baseball.

2022

- ▶ Was named the Yankees Kevin Lawton Award winner as the club's minor league "Position Player of the Year" after combining to hit .273 (123-for-451) with 92R, 23 doubles, 7 triples, 16HR, 59RBI, 72BB and 37SB in 120 games with Single-A Tampa, High-A Hudson Valley and Double-A Somerset...led all Yankees minor leaguers in runs scored, ranked second in hits, triples and total bases (208), third in walks, tied for third in XBH (46) and tied for fourth in stolen bases.



- ▶ Began the season with Single-A Tampa, hitting .265 (73-for-275) with 54R, 17 doubles, 2 triples, 9HR, 36RBI, 46BB and 19SB in 75 games.
- ▶ Played in the SiriusXM All-Star Futures Game in Los Angeles on 7/16, starting in CF (1-for-2, 1R, 1HR, 2RBI).
- ▶ Was promoted to High-A Hudson Valley on 7/22 and hit .306 (48-for-157) with 33R, 6 doubles, 4 triples, 6HR, 22RBI, 23BB and 17SB in 40 games...was named the South Atlantic League "Player of the Week" for 9/5-11 after he hit .400 (8-for-20) with 5R, 1 triple, 3HR, 6RBI and 4BB.
- ▶ Was promoted to Double-A Somerset on 9/13, playing in five games...in five postseason games with Somerset, hit .450 (9-for-20) with 7R, 1 double, 3HR, 10RBI and 5BB.
- ▶ Played for the Mesa Solar Sox in the Arizona Fall League, hitting .159 (11-for-69) with 9R, 4 doubles, 3RBI, 8BB and 5SB in 20 games...was named an AFL Fall Star.
- ▶ Following the season, was tabbed as the No. 47 overall prospect by MLB Pipeline...was also tabbed by *Baseball America* as the No. 3 prospect in the Yankees organization and the No. 67 prospect in baseball...was named an Organization All-Star by MiLB.com...was named a Florida State League Postseason All-Star and the FSL's "Top MLB Prospect."

2021

- ▶ Made his professional debut, combining to hit .252 (52-for-206) with 31R, 9 doubles, 1 triple, 5HR, 19RBI, 27BB and 9SB in 56 games between the FCL Yankees (7G) and Low-A Tampa (49G).
- ▶ Played in the SiriusXM All-Star Futures Game in Colorado.
- ▶ Following the season, was rated as the Yankees' No. 3 prospect and the No. 87 overall prospect by *Baseball America*...was also tabbed by *Baseball America* as the No. 7 prospect in the Low-A Southeast League.

2020

- ▶ Did not play due to the COVID-19 pandemic.
- ▶ Following the season, was named the Yankees' No. 1 prospect and No. 33 overall prospect by *Baseball America*...was also tabbed by the publication as the "Best Power Hitter," "Fastest Baserunner," "Best Athlete," "Best Defensive Outfielder" and as having the "Best Outfield Arm" among Yankees farmhands.

PERSONAL

- ▶ First name is pronounced "JAY-sun."
- ▶ Was the top-ranked prospect by MLB.com for the 2019 international signing period.

Dominguez's Career Batting Record

Year	Club	AVG	G	AB	R	H	2B	3B	HR	RBI	SH	SF	HP	BB	SO	SB	CS	E	OBP	SLG
2019																				
2020																				
						Did Not Play - COVID-19 Pandemic														
2021	FCL Yankees	.200	7	20	5	4	0	0	0	1	0	0	1	6	6	2	0	0	.407	.200
	Tampa	.258	49	186	26	48	9	1	5	18	0	2	5	21	67	7	3	2	.346	.398
2022	Tampa	.265	75	275	54	73	17	2	9	36	0	1	2	46	89	19	6	6	.373	.440
	Hudson Valley	.306	40	157	33	48	6	4	6	22	0	2	2	23	34	17	1	1	.397	.510
	Somerset	.105	5	19	5	2	0	1	1	1	0	0	0	3	5	1	0	0	.227	.368
2023	Somerset	.254	109	425	83	108	19	2	15	66	0	4	1	77	130	37	7	3	.367	.414
	Scranton/WB	.419	9	31	6	13	3	1	0	10	0	0	0	6	3	3	1	0	.514	.581
	YANKEES - a	.258	8	31	6	8	1	0	4	7	0	0	0	2	8	1	0	0	.303	.677
2024	Tampa - b	.385	4	13	2	5	1	0	0	2	0	0	0	4	3	0	0	0	.529	.462
	Somerset	.316	10	38	8	12	0	0	4	8	0	0	0	2	11	1	0	0	.350	.632
	Scranton/WB	.309	44	175	33	54	7	1	7	25	0	1	1	16	36	15	1	6	.368	.480
	YANKEES	.179	18	56	8	10	1	0	2	4	0	0	0	11	19	5	0	1	.313	.304
Minor League Totals		.274	352	1339	255	367	62	12	47	189	0	10	12	204	384	102	19	18	.373	.444
Major League Totals		.207	26	87	14	18	2	0	6	11	0	0	0	13	27	6	0	1	.310	.437

Was signed by the Yankees as a non-drafted free agent on 7/2/19.

- a - Placed on the 10-day injured list on September 11, 2023 (retroactive to September 10) with a right UCL tear...was transferred to the 60-day injured list on September 30, 2023 and missed the remainder of the season.
- b - Placed on the 60-day injured list from February 14 - June 12, 2024 due to "Tommy John" reconstruction surgery recovery.

Dominguez's Postseason Record

Year	Club vs. Opp.	AVG	G	AB	R	H	2B	3B	HR	RBI	SH	SF	HP	BB	SO	SB	CS	E	OBP	SLG
2024	NY Yankees vs. KC (DS)	-	2	0	1	0	0	0	0	0	0	0	0	0	0	0	0	0	-	-
	NY Yankees vs. CLE (CS)	-	1	0	0	0	0	0	0	0	0	0	0	0	0	0	0	0	-	-
	NY Yankees vs. LAD (WS)	-	1	0	0	0	0	0	0	0	0	0	0	0	0	0	0	0	-	-
DS Totals		-	-	-	-	-	-	-	-	-	-	-	-	-	-	-	-	-	-	-
LCS Totals		-	2	0	1	0	0	0	0	0	0	0	0	0	0	0	0	0	-	-
World Series Totals		-	1	0	0	0	0	0	0	0	0	0	0	0	0	0	0	0	-	-
POSTSEASON TOTALS		-	3	0	1	0	0	0	0	0	0	0	0	0	0	0	0	0	-	-

Dominguez's Career Fielding Record

Position	PCT	G	PO	A	E	TC	DP
Outfield	.979	24	44	2	1	47	0

Dominguez's Career Home Run Chart

MULTI-HOMER GAMES: None. GRAND SLAMS: None. PINCH-HIT HR: None. INSIDE-THE-PARK HR: None. WALK-OFF HR: None. LEADOFF HR: None.

Dominguez's Career Bests and Streaks

HITS: 3, 9/6/23 vs. DET. RUNS: 2, 9/18/24 at SEA. 2B: 1 - 2 times (last on 9/19/24 at SEA). 3B: None. HR: 1 - 6 times (last on 9/22/24 at OAK). RBI: 2 - 4 times (last on 9/22/24 at OAK). BB: 2, 9/27/24 vs. PIT. SO: 3 - 2 times (last on 8/18/24 at DET). SB: 1 - 6 times (last on 9/26/24 vs. BAL). HIT STREAK: 5g, 9/1-6/23. "WALK-OFF" HITS: None.

Player of the Month: None

Player of the Week: None

Rookie of the Month: None



SCOTT EFFROSS • RHP

57

HT: 6-2 • **WT:** 202 • **BATS:** R • **THROWS:** R
BIRTHDATE: 12/28/93 • **OPENING DAY AGE:** 31
BIRTHPLACE: Twinsburg, Ohio
RESIDES: Sewickly, Pa.
COLLEGE: Indiana University
M.L. SERVICE: 2 years, 154 days



STATUS

- Was acquired by the Yankees from the Chicago Cubs in exchange for RHP Hayden Wesneski on August 1, 2022.

CAREER NOTES

- Has made one Opening Day roster (2022 with Chicago-NL)...missed the entire 2023 season on the 60-day injured list...began the 2024 season on the 60-day injured list.

2024

- Made three appearances for the Yankees over two stints with the club (9/1-4, 9/26-29), posting a 5.40 ERA (3.1IP, 3H, 2ER, 2BB, 2K, 1HR).
- Began the 2024 season on the 60-day injured list recovering from low back surgery...commenced a rehab assignment with Single-A Tampa on 6/19...was transferred from Single-A Tampa to Triple-A Scranton/Wilkes-Barre on 6/26...was returned from rehab, reinstated from the 60-day injured list and optioned to Triple-A Scranton/Wilkes-Barre on 7/14.
- Was recalled from Triple-A Scranton/Wilkes-Barre on 9/1...made his season debut later that day vs. St. Louis, allowing 2ER over 0.2IP (3H, 1HR)...marked his first Major League appearance since 10/3/22 at Texas.
- Made 27 relief appearances with Triple-A Scranton/Wilkes-Barre, going 7-1 with one save and a 2.78 ERA (32.1IP, 25H, 12R/10ER, 9BB, 28K, 2HR).

2023

- Missed the entire season recovering from right elbow surgery.
- Underwent a microdiscectomy of the lumbar spine on 12/4...the procedure was performed by Dr. Thomas Tolti at HCA Florida Pasadena Hospital in St. Petersburg, Fla.

2022

- In his first full season at the Major League level, combined with the Chicago Cubs and Yankees to go 1-4 with a 2.54 ERA (56.2IP, 45H, 23R/16ER, 15BB, 62K, 3HR) and four saves in 60 games (one start)...opponents hit .214/.269/.295 (45-for-210, 3HR); LH .127/.225/.211 (9-for-71, 2HR); RH .259/.293/.338 (36-for-139, 1HR).
- Did not allow a run in 48 of his 60 appearances.
- Stranded 29 of his 33 inherited runners (87.9%), the second-best mark in the Majors behind Tampa Bay's Jason Adam (90.3%).
- In 13 relief appearances with the Yankees, recorded three saves and posted a 2.13 ERA (12.2IP, 9H, 4R/3ER, 4BB, 12K, 1HR)...held opponents to a .196 (9-for-46) BA...did not allow a run in 11 of 13 appearances with the Yankees.
- His .127 opponents' batting average vs. left-handed batters was the third-lowest in the Majors (min. 80BF).
- Began the season with Chicago-NL, going 1-4 with a 2.66 ERA (44.0IP, 36H, 19R/13ER, 11BB, 50K, 2HR) and one save in 47 appearances (one start)...allowed just 4-of-28 (14.3%) of inherited runners to score.
- Made his first career start on 5/3 vs. Chicago-AL, opening the game with 1.1 innings (2H, 2R/0ER, 0BB, 0K).
- Posted a 1.42 ERA (19.0IP, 3ER) and 16K over his final 20 relief appearances of the season from 7/12-10/3...tossed a career-high 8.1 scoreless innings over nine appearances from 7/12-8/5 (5H, 3BB, 6K).
- Recorded his first career save on 7/25 vs. Pittsburgh, tossing a scoreless ninth inning (1.0IP, 1H, 1K).
- Was acquired by the Yankees from the Chicago Cubs in exchange for RHP Hayden Wesneski on 8/1.
- Made his Yankees debut on 8/2 vs. Seattle (0.2IP, 1H).
- Did not allow an earned run over his final 9.2 innings (8/9-10/3)...opponents hit .152 (5-for-33) with 3BB and 1HP over that span.
- Was placed on the 15-day injured list on 8/22 (retroactive to 8/21) with a right shoulder strain...had pitched in 55 games prior to being placed on the injured list, tied for the second-most games in the Majors at that time.
- Made one rehab appearance with Triple-A Scranton/Wilkes-Barre on 9/18 vs. Worcester, tossing 1.0IP (3H, 2ER, 1HR)...was returned from rehab and reinstated from the 15-day injured list on 9/22...missed 27 team games.
- Missed the entire postseason after undergoing right elbow UCL reconstruction surgery on 10/13...the surgery was performed by Dr. David Altchek at the Hospital for Special Surgery.



2021

- ▶ Saw his first Major League action with the Cubs, going 2-1 with a 3.68 ERA (14.2IP, 13H, 6ER/ER, 1BB, 18K, 2HR) in 14 relief appearances...opponents batted .250/.293/.423 (13-for-52, 2HR); LH .227 (5-for-22, 0HR); RH .267/.273/.533 (8-for-30, 2HR).
- ▶ Did not allow a run in 10 of his 14 appearances with the Cubs.
- ▶ Spent the majority of the season in the minors, combining to go 7-2 with two saves and a 3.41 ERA (60.2IP, 44H, 28R/23ER, 15BB, 66K, 8HR) in 31 games (two starts).
- ▶ Began the season with Double-A Tennessee, going 3-0 with a 2.89 ERA (18.2IP, 16H, 9R/6ER, 5BB, 20K, 2HR) in eight relief appearances.
- ▶ Was promoted to Triple-A Iowa on 6/2 and went 4-2 with two saves and a 3.64 ERA (42.0IP, 28H, 19R/17ER, 10BB, 46K, 6HR) in 23 games (two starts).
- ▶ Was signed to a Major League contract and selected to the active roster on 8/28.
- ▶ Made his Major League debut on 8/29 at Chicago-AL (0.2IP, 1H, 2ER, 1K, 1HR, 1HP)...struck out César Hernández swinging in the sixth to pick up his first Major League strikeout.
- ▶ Set career highs in innings pitched and strikeouts on 9/2 vs. Pittsburgh (2.0IP, 4K).
- ▶ Tossed a scoreless inning of relief on 9/4 vs. Pittsburgh to pick up his first Major League win (1.0IP, 1H, 1K).
- ▶ Suffered his first career loss on 9/18 at Milwaukee (0.2IP, 3H, 2ER, 1K, 1HR).

2020

- ▶ Did not pitch due to the COVID-19 pandemic.

2019

- ▶ Combined with Double-A Tennessee, AZL Cubs and Single-A Myrtle Beach to go 2-2 with a 4.33 ERA (52.0IP, 52H, 26R/25ER, 10BB, 33K, 3HR) in 28 appearances (one start).
- ▶ Spent the majority of the season with Double-A Tennessee, going 1-2 with a 5.88 ERA (33.2IP, 39H, 23R/22ER, 9BB, 17K, 3HR) in 17 games (one start).
- ▶ Was placed on the minor league disabled list with a left ankle sprain from 6/13-8/5...made three scoreless rehab appearances with the AZL Cubs (1-0, 3.2IP, 1H).
- ▶ Finished the season with Single-A Myrtle Beach, posting a 1.84 ERA (14.2IP, 12H, 3R/ER, 1BB, 13K, 0HR) in eight relief appearances.
- ▶ Following the season, pitched for the Mesa Solar Sox in the Arizona Fall League, posting a 1.80 ERA (10.0IP, 12H, 2R/ER, 1BB, 9K, 0HR) in eight games.

2018

- ▶ In 44 relief appearances with Double-A Tennessee, went 2-6 with one save and a 5.97 ERA (63.1IP, 83H, 45R/42ER, 20BB, 60K, 7HR)...his 44 appearances were tied for the third-most among Cubs minor leaguers.

2017

- ▶ Spent the entire season with Single-A Myrtle Beach, going 5-2 with nine saves and a 3.40 ERA (79.1IP, 80H, 35R/30ER, 26BB, 74K, 1HR) in 42 games (two starts)...ranked among Cubs minor leaguers in saves (tied for fifth) and appearances (tied for sixth).

2016

- ▶ Combined with Single-A South Bend and Single-A Myrtle Beach to go 7-0 with two saves and a 3.23 ERA (64.0IP, 69H, 29R/23ER, 16BB, 59K, 1HR) in 41 relief appearances.
- ▶ Spent the majority of the season with Single-A South Bend, going 6-0 with two saves and a 2.77 ERA (52.0IP, 54H, 22R/16ER, 13BB, 53K, 1HR) in 32 games.
- ▶ Was promoted to Single-A Myrtle Beach on 8/13 and went 1-0 with a 5.25 ERA (12.0IP, 15H, 7R/ER, 3BB, 6K, 0HR) in nine appearances.

2015

- ▶ In his professional debut, combined with the AZL Cubs and short-season Single-A Eugene to go 0-1 with two saves and a 2.14 ERA (21.0IP, 16H, 6R/5ER, 5BB, 17K, 1HR) in 12 relief appearances.
- ▶ Began the season with the AZL Cubs, going 0-1 with a 4.05 ERA (6.2IP, 7H, 3R/ER, 0BB, 6K, 1HR) in five relief appearances.
- ▶ Was promoted to Single-A Eugene on 8/9 and recorded two saves with a 1.26 ERA (14.1IP, 9H, 3R/2ER, 5BB, 11K, 0HR) in seven relief appearances.

PERSONAL

- ▶ Full name is Scott Benjamin-Morton Effross.
- ▶ Switched to a side-arm pitching delivery in 2019.
- ▶ Went 15-8 with 12 saves and a 2.27 ERA in 81 appearances over three seasons at Indiana University (2013-15)...ranks among Indiana's all-time leaders in appearances (81, fourth), saves (12, tied for sixth) and ERA (eighth)...was named a Louisville Slugger Freshman All-American by the Collegiate Baseball newspaper...voted Second Team All-Big Ten by the conference's coaches and placed on the All-Freshman team.
- ▶ Graduated from Twinsburg High School in Twinsburg, Ohio.



Effross' Career Pitching Record

Year	Club	W	L	ERA	G	GS	CG	SHO	SV	IP	H	R	ER	HR	HP	BB	SO	WP	BK
2015	AZL Cubs	0	1	4.05	5	0	0	0	0	6.2	7	3	3	1	0	0	6	0	0
	Eugene	0	0	1.26	7	0	0	0	2	14.1	9	3	2	0	0	5	11	1	0
2016	South Bend	6	0	2.77	32	0	0	0	2	52.0	54	22	16	1	1	13	53	2	0
	Myrtle Beach	1	0	5.25	9	0	0	0	0	12.0	15	7	7	0	0	3	6	1	0
2017	Myrtle Beach	5	2	3.40	42	2	0	0	9	79.1	80	35	30	1	6	26	74	2	1
2018	Tennessee	2	6	5.97	44	0	0	0	1	63.1	83	45	42	7	3	20	60	2	0
2019	Tennessee	1	2	5.88	17	1	0	0	0	33.2	39	23	22	3	0	9	17	3	0
	AZL Cubs 2	1	0	0.00	3	0	0	0	0	3.2	1	0	0	0	1	0	3	0	0
	Myrtle Beach	0	0	1.84	8	0	0	0	0	14.2	12	3	3	0	1	1	13	0	0
2020	Did Not Pitch - COVID-19 Pandemic																		
2021	Tennessee	3	0	2.89	8	0	0	0	0	18.2	16	9	6	2	1	5	20	0	0
	Iowa	4	2	3.64	23	2	0	0	2	42.0	28	19	17	6	5	10	46	0	0
	CHICAGO-NL	2	1	3.68	14	0	0	0	0	14.2	13	6	6	2	3	1	18	1	0
2022	CHICAGO-NL	1	4	2.66	47	1	0	0	1	44.0	36	19	13	2	0	11	50	0	1
	YANKEES - a, b	0	0	2.13	13	0	0	0	3	12.2	9	4	3	1	1	4	12	0	0
	Scranton/WB	0	1	18.00	1	0	0	0	0	1.0	3	2	2	1	0	0	0	0	0
2023	Did Not Pitch - Injured - c																		
2024	Tampa - d	1	0	0.00	2	0	0	0	0	3.0	1	0	0	0	0	0	4	0	0
	Scranton/WB	7	1	2.78	27	0	0	0	1	32.1	25	12	10	2	0	9	28	0	0
	YANKEES	0	0	5.40	3	0	0	0	0	3.1	3	2	2	1	0	2	2	0	0
Minor League Totals		31	15	3.82	228	5	0	0	17	376.2	373	183	160	24	18	101	341	11	1
AL Totals		0	0	2.81	16	0	0	0	3	16.0	12	6	5	2	1	6	14	0	0
NL Totals		3	5	2.91	61	1	0	0	1	58.2	49	25	19	4	3	12	68	1	1
Major League Totals		3	5	2.89	77	1	0	0	4	74.2	61	31	24	6	4	18	82	1	1

Selected by the Chicago Cubs in the 15th round of the 2015 First-Year Player Draft.

a – Acquired by the Yankees from the Chicago Cubs in exchange for RHP Hayden Wesneski on August 1, 2022.

b – Placed on the 15-day injured list from August 22 (retroactive to August 21) - September 22, 2022 with a right shoulder strain.

c – Placed on the 60-day injured list on March 30, 2023 recovering from right elbow surgery and missed the entire season.

d – Placed on the 60-day injured list from February 14 - July 14, 2024 recovering from low back surgery.

Effross' Career Fielding Record

Position	PCT	G	PO	A	E	TC	DP
Pitcher	1.000	77	0	8	0	8	1

Effross' Regular Season Batting Record

Year	Team	AVG	G	AB	R	H	2B	3B	HR	RBI	SH	SF	HP	BB	SO	SB	CS
2024	NY Yankees	Did Not Bat															
Major League Totals		-	77	0	0	0	0	0	0	1	0	1	0	0	0	0	0

Effross' Career Bests and Streaks

COMPLETE GAMES: None. **LOW-HIT COMPLETE GAME:** None. **IP (START):** 1.1, 5/3/22 vs. CWS. **IP (RELIEF):** 2.0 - 4 times (last on 6/2/22 vs. STL). **HITS:** 3 - 5 times (last on 9/1/24 vs. STL). **RUNS:** 3 - 3 times (last on 8/7/22 at STL). **EARNED RUNS:** 3 - 2 times (last on 8/7/22 at STL). **WALKS:** 2, 7/29/22 at SF. **STRIKEOUTS:** 4, 9/2/21 vs. PIT. **HOME RUNS:** 1 - 6 times (last on 9/1/24 vs. STL). **WINNING STREAK:** 2g, 9/4-6/21. **LOSING STREAK:** 3g, 6/14-7/4/22. **SCORELESS STREAK:** 8.1IP, 7/12-8/5/22.

Reliever of the Month: None

Player of the Week: None


Rookie of the Month: None



J.C. ESCARRA • C

79

HT: 6-3 • **WT:** 220 • **BATS:** L • **THROWS:** R
BIRTHDATE: 4/24/95 • **OPENING DAY AGE:** 29
BIRTHPLACE: Hialeah, Fla.
RESIDES: Hialeah, Fla.
COLLEGE: Florida International University
M.L. SERVICE: None (Rookie)



STATUS

- ▶ Signed by the Yankees as a minor league free agent on January 11, 2024.

2024

- ▶ In 124 combined games with Double-A Somerset (72G) and Triple-A Scranton/Wilkes-Barre (52G), hit .261 (111-for-426) with 77R, 32 doubles, 3 triples, 12HR, 64RBI, 55BB and 3SB in 124 games...appeared defensively at catcher (59G/58GS), first base (27G/27GS), third base (19G/17GS), left field (3G/3GS) and right field (3G/3GS).
- ▶ Among Yankees farmhands, ranked first in doubles, was tied for second in runs scored, third in extra-base hits (47), fourth in hits, fifth in total bases (185) and seventh in RBI.
- ▶ Began the season with Double-A Somerset, hitting .233 (60-for-257) with 41R, 18 doubles, 3 triples, 4HR, 30RBI and 28BB in 72 games.
- ▶ Was promoted to Triple-A Scranton/Wilkes-Barre on 7/19 and hit .302/403/527 (51-for-169) with 36R, 14 doubles, 8HR, 34RBI and 27BB in 52 games.
- ▶ Was named the International League "Player of the Week" for 9/2-8 after batting .471/522/1.588 (8-for-17) with 9R, 1 double, 6HR, 12RBI, 3BB, 1HP and 2SF in five games.
- ▶ Following the season, appeared in 35 games with Águilas Cibaenas in the Dominican Winter League, batting .363/467/558 (41-for-113) with 22R, 13 doubles, 3HR, 14RBI, 18BB and 1SB...won the LIDOM batting title.
- ▶ Was selected to the Yankees' 40-man roster on 11/3.

2023

- ▶ Was traded from the Kansas City Monarchs of the American Association (Independent League) to the Gastonia Honey Hunters of the Atlantic League of Professional Baseball (Independent League) on 4/13.
- ▶ Began the season with Gastonia, batting .348/423/707 (57-for-164) with 40R, 14 doubles, 15HR, 41RBI and 22BB in 41 games...was named the April/May "Player of the Month" after hitting .374 (43-for-115) with 26R, 12 doubles, 8HR, 31RBI and striking out just 11 times in 28 games with the club...at the time of the announcement, led the Atlantic League in hits, doubles and extra base hits (20).
- ▶ Signed with the Toros de Tijuana of the Mexican League on 6/20, hitting .329/421/610 (27-for-82) with 17R, 5 doubles, 6HR, 10RBI and 12BB in 21 games.
- ▶ Was acquired by the Algodoneros Unión Laguna from the Toros de Tijuana on 7/14, hitting .263 (21-for-80) with 11R, 5 doubles, 2 triples, 1HR, 14RBI and 11BB.
- ▶ Following the season, played for the Algodoneros de Guasave of the Mexican Pacific Winter League and Leones de Ponce of the Puerto Rican Winter League...also played for Team Puerto Rico in the Caribbean Series.

2022

- ▶ Was released by the Baltimore Orioles organization on 4/6...signed with the Kansas City Monarchs of the American Association (Independent League) on 4/7...hit .291 (68-for-234) with 52R, 14 doubles, 3 triples, 12HR, 35RBI and 38BB in 70 games with the Kansas City Monarchs.
- ▶ Following the season, played for Leones de Ponce of the Puerto Rican Winter League, batting .277 (44-for-159) with 12R, 14 doubles, 1 triple, 2HR, 25RBI and 13BB in 47 games.

2021

- ▶ Combined with Double-A Bowie and Triple-A Norfolk to hit .223 (69-for-310) with 48R, 14 doubles, 2 triples, 8HR, 38RBI, 43BB and 6SB in 95 games.
- ▶ Began the season with Double-A Bowie, batting .219 (28-for-128) with 26R, 4 doubles, 1 triple, 4HR, 17RBI and 22BB in 37 games.
- ▶ Was promoted to Triple-A Norfolk on 6/22 and hit .225 (41-for-182) with 22R, 10 doubles, 1 triple, 4HR, 21RBI and 21BB in 58 games.

2020

- ▶ Did not play due to the COVID-19 pandemic.

2019

- ▶ Spent the entire season with Single-A Frederick, batting .235 (104-for-442) with 48R, 16 doubles, 1 triple, 13HR, 57RBI and 52BB in 127 games.



2018

- In 63 combined games with Single-A Frederick and short-season Single-A Aberdeen, hit .315/.395/.479 (67-for-213) with 31R, 10 doubles, 2 triples, 7HR, 38RBI and 20BB...ranked second among Orioles minor leaguers in batting average, OBP and OPS (.874) and third in SLG.
- Began the season with Single-A Frederick, batting .229 (8-for-35) with 1R, 1HR, 4RBI, 2BB and 1SB in 12 games.
- Was transferred to Aberdeen on 4/30 and hit .331/.417/.511 (59-for-178) with 30R, 10 doubles, 2 triples, 6HR, 34RBI and 18BB in 51 games...was named a New York-Penn League Mid-Season All-Star.

2017

- Made his professional debut with the GCL Orioles, batting .224 (43-for-192) with 23R, 18 doubles, 2HR, 34RBI and 40BB in 58 games.

PERSONAL

- Full name is Juan Carlos Escarra.
- Attended Florida International University (2014-17)...hit .276 (162-for-588) with 94R, 30 doubles, 1 triple, 20HR, 109RBI and 55BB in 175 games over four seasons.
- Graduated from Mater Academy (Fla.)...batted .450 his senior year in 2013...was a 2013 First-Team All-Dade County selection and was named to the 2013 Rawlings Florida All-Region First Team.

Escarra's Career Batting Record

Year	Club	AVG	G	AB	R	H	2B	3B	HR	RBI	SH	SF	HP	BB	SO	SB	CS	E	OBP	SLG
2017	GCL Orioles	.224	58	192	23	43	18	0	2	34	0	2	9	40	40	0	1	2	.379	.349
2018	Frederick	.229	12	35	1	8	0	0	1	4	0	0	0	2	6	1	0	0	.270	.314
	Aberdeen	.331	51	178	30	59	10	2	6	34	0	1	9	18	22	0	0	2	.417	.511
2019	Frederick	.235	127	442	48	104	16	1	13	57	0	4	9	52	76	2	0	9	.325	.364
2020	Did Not Play - COVID-19 Pandemic																			
2021	Bowie	.219	37	128	26	28	4	1	4	17	0	2	6	22	35	2	0	2	.354	.359
	Norfolk	.225	58	182	22	41	10	1	4	21	2	4	5	21	41	4	0	2	.316	.357
2022	Played in Independent League																			
2023	Played in Independent League and Mexican League																			
2024	Somerset	.233	72	257	41	60	18	3	4	30	0	1	6	28	38	1	2	7	.322	.374
	Scranton/WB	.302	52	169	36	51	14	0	8	34	0	2	3	27	30	2	0	3	.403	.527
Minor League Totals		.249	467	1583	227	394	90	8	42	231	2	16	47	210	288	12	3	27	.351	.395

Selected by the New York Mets in the 32nd Round of the 2013 First-Year Player Draft but did not sign.

Selected by the Baltimore Orioles in the 15th round of the 2017 First-Year Player Draft.



1978 World Series Champions Yankees

The Yankees' memorable 1978 World Championship club came back from a 14.0-game deficit in the AL East standings at the close of play on July 19 to take the division with a dramatic 5-4, one-game playoff victory over the Boston Red Sox at Fenway Park on Oct. 2. The team went on to defeat Kansas City 3-games-to-1 in the ALCS before winning their second straight Fall Classic over Los Angeles, 4-games-to-2. The club was piloted to the title by Bob Lemon, who led the Yankees to a 48-20 record after taking over following Billy Martin's midseason resignation.

Top Row (Standing): Reggie Jackson, Cliff Johnson, Jay Johnstone, Willie Randolph, Catfish Hunter, Chris Chambliss, Paul Lindblad, Paul Blair. **Third Row (Standing):** Gene Monahan (trainer), Dom Scala (bullpen catcher), Brian Doyle, Bucky Dent, Ron Guidry, Ken Clay, Larry McCall, Jim Beattie, Rich Gossage, Dick Tidrow, Lou Piniella, Fred Stanley, Herman Schneider (trainer), Pete Sheehy (clubhouse manager). **Seated (on bench):** Thurman Munson, Elston Howard (coach), Dick Howser (coach), Bob Lemon (manager), Yogi Berra (coach), Art Fowler (coach), Clyde King (coach), Gene Michael (coach), Gary Thomasson, Roy White, Ed Figueroa. **Seated (on ground):** Batboys - Gregg Pinder, Jim Plattner, Sandy Sallandrea.



MAX FRIED • LHP

54

HT: 6-4 • **WT:** 190 • **BATS:** L • **THROWS:** L
BIRTHDATE: 1/18/94 • **OPENING DAY AGE:** 31
BIRTHPLACE: Santa Monica, Calif.
RESIDES: Henderson, Nev.
M.L. SERVICE: 6 years, 148 days



STATUS

- ▶ Signed to an eight-year Major League contract extending through the 2032 season on December 17, 2024.

CAREER NOTES

- ▶ In 168 career games (151 starts) over eight Major League seasons with the Atlanta Braves (2017-24), has gone 73-36 with six complete games (four shutouts) and a 3.07 ERA (884.1IP, 783H, 332R/302ER, 246BB, 863K, 76HR)...since making his Major League debut in 2017, ranks third in the Majors in HR/9.0IP (0.77), fifth in ERA, opponents' SLG (.352) and groundball percentage (54.6%), and seventh in winning percentage (.670).
- ▶ Has finished in the top-five of Cy Young Award voting twice in his career (second in 2022 and fifth in 2020).
- ▶ Has recorded double-digit wins in four of the last five non-shortened seasons (2019, '21-22, '24), tied for the fourth-most in the Majors...over that same span, has also made at least 28 starts four times (2019, '21-22, '24), tied for the sixth-most in the Majors...his 71 wins since 2019 rank second in Major League Baseball, trailing only Gerrit Cole (79).
- ▶ Over his last five seasons (2020-24), has gone 54-25 with five complete games (four shutouts) and a 2.81 ERA (659.0IP, 553H, 225R/206ER, 167BB, 624K, 49HR) in 112 starts...has posted an ERA of 3.25-or-lower in each of those five seasons and his 2.81 ERA over that stretch is the lowest by any Major League pitcher that has tossed at least 500.0 innings in that span.
- ▶ Among Major League pitchers since 2020 (min. 500.0IP), ranks first in ERA, second in winning percentage (.684) and HR/9.0IP (0.67), tied for second in pickoffs (18), third in opponents' SLG (.330), opponents' OPS (.612) and groundball percentage (54.5%), fourth in groundball to flyball ratio (2.27), sixth in complete games (five) and seventh in wins (54).
- ▶ In 23 career starts vs. the American League, has gone 15-3 with a 2.01 ERA (143.0IP, 32ER)...won his first seven Interleague games, becoming the second pitcher since the start of Interleague play in 1997 to win each of his first seven Interleague games, joining Justin Verlander (also seven games from 2006-07)...also posted a nine-game winning streak to start his Interleague career.
- ▶ His 3.07 career ERA was the second-lowest by a Braves pitcher since the franchise moved to Atlanta in 1966 (min. 800.0IP), trailing only Greg Maddux (2.63).
- ▶ His team has won 98 of his starts since 2019, the third-most team wins in a pitcher's starts over that span, trailing only the 104 team wins in Gerrit Cole's starts and the 103 team wins in José Berrios' starts.
- ▶ His 28 pickoffs since 2017 are the second-most in the Majors over that span, trailing only Patrick Corbin (29).
- ▶ Has won three Gold Glove Awards (2020-22)...was one of only three pitchers in Braves history to win multiple Gold Gloves, joining Greg Maddux (10) and Phil Niekro (five)...won a Silver Slugger Award in 2021, becoming the third pitcher in Major League history to win a Silver Slugger Award and Gold Glove Award in the same season, joining Zack Greinke (2019) and Mike Hampton (2003).
- ▶ Has pitched in the postseason in each of the last seven seasons with the Braves (2018-24), winning the World Series with Atlanta in 2021 after tossing 6.0 scoreless innings in the Championship-clinching Game 6 at Houston...his 66K during the postseason were the fourth-most in Braves history, trailing only John Smoltz (194), Tom Glavine (137) and Greg Maddux (117)...his 12 postseason starts were tied with Steve Avery for the fourth-most in Braves history, trailing only Tom Glavine (32), Greg Maddux (27) and John Smoltz (27).
- ▶ Has made five career "Game 1" starts in the postseason, the third-most in Braves history...is 0-1 with a 3.76 ERA (26.1IP, 11ER) in those starts...Atlanta went 4-1 in those starts.
- ▶ Has made six career Opening Day rosters (2019-24 with Atlanta)...made three career Opening Day starts with the Braves (2021-23), becoming just the fifth Braves left-hander to start three Opening Days, joining Warren Spahn (10), Tom Glavine (four), Irv Young (three) and Ed Brandt (three)...was the first Braves left-hander to start consecutive Opening Days since Warren Spahn started six consecutive Opening Days from 1957-62.

CAREER HIGHLIGHTS

NL All-Star Team

- ▶ 2022, 2024

NL Gold Glove

- ▶ 2020, 2021, 2022

All-MLB First Team

- ▶ 2020

All-MLB Second Team

- ▶ 2021, 2022

NL Silver Slugger Award

- ▶ 2021

2024

- ▶ Went 11-10 with two complete games (one shutout) and a 3.25 ERA (174.1IP, 146H, 71R/63ER, 57BB, 166K, 13HR) over 29 starts with the Atlanta Braves...opponents batted .226/.295/.315 (146-for-645, 13HR); LH .321/.395/.464 (45-for-140, 5HR); RH .200/.266/.273 (101-for-505, 8HR)...made his second career All-Star team.
- ▶ Was tied for first in the Majors in complete games (tied for first in NL), ranked second in groundball percentage (59.0%, first in NL) and opponents' SLG (.315, first in NL), third in groundball to flyball ratio (3.00, second in NL), sixth in HR/9.0IP (0.67, fourth in NL) and seventh in opponents' OPS (.609, fourth in NL)...also ranked seventh in the NL in H/9.0IP (7.54), and eighth in opponents' BA, opponents' OBP and WHIP (1.16).



- ▶ Went 5-1 with a 1.96 ERA (55.0IP, 12ER) and 59K in nine Interleague starts.

- ▶ Recorded double-digit wins for the fourth time in his career.

- ▶ Atlanta went 17-12 in his starts, winning 12 of his first 14 starts from 3/30-6/29.

- ▶ Allowed 3R-or-fewer in 22 of his 29 starts... made five scoreless starts: SHO on 4/23 vs. Miami, OR in 6.0IP on 4/29 at Seattle, OR in 7.0IP on 5/11 at the Mets, OR in 8.0IP on 5/28 vs. Washington and 0R in 8.2IP on 9/27 vs. Kansas City.

- ▶ In his final 27 starts of the season (4/12-9/27), posted a 2.82 ERA (169.1IP, 53ER), the third-lowest ERA in the National League and the fourth-lowest in the Majors during that stretch (min. 140.0IP from 4/12 - end of regular season).

- ▶ Earned his first win of the season on 4/12 at Miami (6.1IP, 4H, 1R/ER, 1BB, 4K, 0HR, 1HP).

- ▶ Recorded his second win of the year with his third career nine-inning shutout on 4/23 vs. Miami (3H, 0BB, 6K).

- ▶ Allowed just 2HR over nine starts from 5/11-6/29.

- ▶ Won three straight starts from 5/22-6/4...tossed 7.0IP and allowed 2ER-or-fewer in each of those starts, matching the longest streak of his career (also three starts from 9/19-29/21).

- ▶ Tossed his sixth career complete game on 5/22 at Chicago-NL (9.0IP, 3H, 2R/1ER, 0BB, 9K, 0HR).

- ▶ Recorded a career-high 13K on 6/4 at Boston...was tied for the second-most strikeouts by a Braves left-handed pitcher since the franchise moved to Atlanta in 1966, trailing only Denny Lemaster's 14K on 8/14/66 vs. Philadelphia (Charlie Leibrandt also recorded 13K on 8/27/91 vs. Montreal).

- ▶ Made his first career start at Yankee Stadium on 6/23 and earned the win after allowing only 1R/ER in 6.0IP (6H, 0BB, 4K, 0HR).

- ▶ Was named to his second career All-Star team and tossed a scoreless second inning in the NL's 5-3 loss at Globe Life Field (1BB).

- ▶ Was placed on the 15-day injured list on 7/21 (retro. to 7/18) with left forearm neuritis...missed 15 team games...was reinstated on 8/4.

- ▶ Struck out Elias Díaz swinging in the first inning on 8/10 at Colorado for his 800th career strikeout...reached 800K in his 159th career game, tied with John Smoltz for the second-fastest in franchise history, trailing only Julio Teheran who reached the mark in his 154th career game...became the sixth left-handed pitcher in franchise history to record at least 800K.

- ▶ Tossed at least 6.0 innings in each of his final six starts from 8/31-9/27, posting a 2.43 ERA (40.2IP, 11ER) and 40K in that span.

- ▶ Started NLWCS Game 2 at San Diego and took the loss (2.0IP, 8H, 5R/ER, 0BB, 2K, 1HR).

- ▶ Signed by the Yankees to an eight-year Major League contract extending through the 2032 season on 12/17.

2023

- ▶ In 14 starts with the Braves, went 8-1 with a 2.55 ERA (77.2IP, 70H, 24R/22ER, 18BB, 80K, 7HR)...opponents batted .242/.290/.343 (70-for-289, 7HR); LH .205/.327/.273 (9-for-44, 1HR); RH .249/.283/.355 (61-for-245, 6HR).

- ▶ Atlanta went 11-3 in his starts.

- ▶ Went 6-0 with a 1.71 ERA (47.1IP, 9ER) and 56K in nine road starts.

- ▶ Allowed 3R-or-fewer in 12 of his 14 starts and 2R-or-fewer in 10 of his starts.

- ▶ Posted a career-high 20.0 scoreless inning streak from 3/30-5/5...was tied for the longest scoreless inning streak by a Braves pitcher in 2023.

- ▶ Went 2-0 with a 0.45 ERA (20.0IP, 1ER) over his first four starts from 3/30-4/28...became just the fifth pitcher since 1901 to make at least four starts in March/April and allow only 1R-or-fewer total...joined Pablo López (1R in 4GS in March/April 2022), Roger Clemens (1R in 4GS in March/April 1991), Fernando Valenzuela (1R in 5GS in March/April 1981) and Walter Johnson (1R in 5G/4GS in March/April 1913).

- ▶ Made his third career Opening Day start on 3/30 at Washington (3.1IP, 4H, 1R/ER, 0BB, 2K, 0HR).

- ▶ Was placed on the 15-day injured list on 4/4 (retro. to 4/1) with a left hamstring strain...missed 15 team games...was reinstated on 4/17.

FRIED'S 2024 PITCHING LINES

Date/Opp	Score	W/L	IP	H	R	ER	HR	BB	K	NP/S	ERA	Left Game
3/30 at PHI	12-4	ND	0.2	2	3	3	0	3	1	43/23	40.50	Trailing 7-2
4/6 vs. ARI	9-8	ND	4.1	10	8	7	1	1	5	97/66	18.00	Trailing 7-2
4/12 at MIA*	8-1	W	6.1	4	1	1	0	1	4	84/49	8.74	Leading 3-0
4/17 at HOU	5-4 (10)	ND	5.0	7	3	3	1	4	2	96/52	7.71	Trailing 2-0
4/23 vs. MIA	5-0	W	9.0	3	0	0	0	0	6	92/69	4.97	SHO
4/29 at SEA	1-2	ND	6.0	0	0	0	0	2	7	100/59	4.02	Leading 1-0
5/5 at LAD*	1-5	L	7.0	4	4	4	2	3	7	108/67	4.23	Trailing 4-1
5/11 at NYM	4-1	W	7.0	0	0	0	0	3	5	109/68	3.57	Leading 3-0
5/17 vs. SD*	1-3	L	4.1	9	3	3	0	3	2	88/54	3.81	Trailing 3-1
5/22 at CHC*	9-2	W	9.0	3	2	1	0	0	9	105/72	3.38	CG
5/28 vs. WAS*	2-0	W	8.0	7	0	0	0	1	6	103/62	2.97	Leading 2-0
6/4 at BOS	8-3	W	7.0	4	3	2	1	1	13	103/70	2.93	Leading 7-3
6/11 at BAL*	0-4	L	5.0	6	4	4	1	2	3	87/55	3.20	Trailing 4-0
6/17 vs. DET*	2-1	ND	5.1	4	1	1	0	3	6	103/60	3.11	Trailing 1-0
6/23 at NY*	3-1	W	6.0	6	1	1	0	0	4	87/55	3.00	Leading 3-1
6/29 vs. PIT	2-1 (10)	ND	6.0	6	1	1	0	3	4	103/64	2.91	Tied 1-1
7/5 vs. PHI*	6-8	L	6.0	11	5	5	2	1	4	103/74	3.18	Trailing 5-3
7/11 at ARI*	0-1	L	6.0	5	1	1	1	3	7	108/65	3.08	Trailing 1-0
8/4 vs. MIA*	0-7	L	3.1	4	5	5	0	5	6	82/46	3.40	Trailing 3-0
8/10 at COL*	11-8	ND	5.0	7	5	4	1	3	9	97/59	3.56	Leading 8-5
8/15 at SF	0-6	L	5.1	5	3	3	0	3	5	103/67	3.62	Trailing 2-0
8/21 vs. PHI	2-3	ND	7.0	4	2	2	0	1	4	91/61	3.57	Tied 2-2
8/26 at MIN*	10-6	W	5.0	4	3	1	0	0	7	73/53	3.50	Leading 10-3
8/31 at PHI	0-3	L	7.0	5	3	3	2	4	4	103/63	3.52	Trailing 3-0
9/6 vs. TOR*	3-1	W	7.0	5	1	0	0	1	8	104/70	3.35	Leading 3-1
9/11 at WAS	1-5	L	6.0	11	4	4	1	0	6	94/63	3.46	Trailing 4-1
9/16 vs. LAD*	0-9	L	6.0	2	3	3	0	3	7	98/57	3.49	Trailing 3-0
9/21 at MIA*	6-2	W	6.0	5	2	1	0	1	6	100/69	3.42	Leading 6-2
9/27 vs. KC	3-0	W	8.2	3	0	0	0	2	9	98/63	3.25	Leading 3-0
Totals (29GS)			11-10 174.1	146	71	63	13	57	166		3.25	

*start came after a team loss / **Bold** - season high



- Was placed on the 15-day injured list on 5/9 (retro. to 5/6) with a left forearm strain...was transferred to the 60-day I.L. on 6/5...missed 73 team games...combined to make four rehab appearances with Triple-A Gwinnett and High-A Rome, going 0-2 with a 3.75 ERA (12.0IP, 14H, 5R/ER, 4BB, 13K, 2HR)...was returned from rehab and reinstated from the I.L. on 8/4.
- After being reinstated from the I.L., posted a six-game winning streak from 8/4-9/21.
- Recorded his fourth career double-digit strikeout game on 9/1 at Los Angeles-NL (7.0IP, 3H, 0R, 2BB, 10K).
- Was placed on the 15-day injured list on 9/22 with a blister on his left index finger...missed the final nine team games of the regular season.
- Made one start in the postseason, starting NLDS Game 2 vs. Philadelphia (ND, 4.0IP, 6H, 3R/ER, 4BB, 3K, 1HR).

2022

- Was the runner-up in National League Cy Young Award voting after going 14-7 with a 2.48 ERA (185.1IP, 156H, 55R/51ER, 32BB, 170K, 12HR) in 30 starts with the Braves...opponents batted .225/.262/.319 (156-for-692, 12HR); LH .206/.250/.271 (32-for-155, 2HR); RH .231/.265/.333 (124-for-537, 10HR)...was named to his first career All-Star team...set a career high in innings pitched and matched his career high in starts.
- Ranked fifth in the Majors in BB/9.0IP (1.55, second in NL) and HR/9.0IP (0.58, third in NL), sixth in opponents' OPS (.581, third in NL), groundball percentage (51.2%, fourth in NL) and groundball to flyball ratio (1.96, fourth in NL), seventh in ERA (third in NL), WAR (4.9, FanGraphs, tied for fourth in NL) and K/BB (5.31, third in NL), and ninth in opponents' SLG (.319, third in NL)...also ranked sixth in the NL in opponents' OBP (.262), eighth in WHIP (1.01), ninth in innings pitched and tied for ninth in wins.
- Won his third career Gold Glove Award...became the third pitcher in Braves history to win three Gold Gloves, joining Greg Maddux (10) and Phil Niekro (five).
- Held opponents to a .167/.228/.189 (22-for-132) slash line with RISP.
- At the time, his 2.48 ERA was the 10th-lowest in Atlanta franchise history (since 1966), trailing Greg Maddux (1.56 in 1994, 1.63 in 1995, 2.20 in 1997, 2.22 in 1998 and 2.36 in 1993), Phil Niekro (1.87 in 1967 and 2.38 in 1974), Buzz Capra (2.28 in 1974) and Tom Glavine (2.47 in 1998).
- Allowed 3R-or-fewer in 26 of his 30 starts, tied for the fifth-most starts in the Majors, trailing only Los Angeles-NL's Julio Urias (27), Toronto's Alek Manoah (27), Arizona's Zac Gallen (27) and Cleveland's Shane Bieber (27)...allowed 2R-or-fewer in 21 of his starts and 1R-or-fewer in 14 starts.
- Atlanta went 20-10 in his 30 starts...the Braves' 20 wins were tied for the third-most by any team in the National League, trailing only Atlanta's 24 wins in Kyle Wright's starts and Los Angeles-NL's 21 wins in Julio Urias' starts...the Braves went 13-2 over his 15 starts from 4/19-7/6.
- Tossed at least 6.0 innings in 22 of his starts, including 10 straight starts from 4/19-6/9.
- Made his second consecutive Opening Day start on 4/7 vs. Cincinnati (L, 5.2IP, 8H, 5R/ER, 1BB, 5K, 0HR, 1HP)...became the first pitcher to win the clinching game of the World Series and start the next season on Opening Day since San Francisco's Tim Lincecum did so in World Series Game 6 in 2010 and Opening Day in 2011...became the first Braves left-hander to start consecutive Opening Days since Warren Spahn started six consecutive Opening Days from 1957-62.
- Won four straight starts for the third time of his career from 4/19-5/7.
- Posted a career-high nine-game winning streak from 4/19-7/6, posting a 2.15 ERA (96.1IP, 23ER) in 15 starts over that span...his 15-start undefeated streak was also tied for the longest of his career and was the longest single-season streak of his career.
- Made his 100th career appearance and recorded his 43rd career win on 5/2 at the Mets...at the time, his 43 career wins were the fourth-most by a Braves pitcher through his first 100 career games since the franchise moved to Atlanta in 1966, trailing Kevin Millwood (47), Pat Jarvis (46) and Tommy Hanson (44)...Millwood started 94 of his first 100 appearances, Jarvis made 95 starts and all of Hanson's first 100 games came as a starter...Fried started just 83 games.
- Recorded his 500th career strikeout on 5/29 vs. Miami when he struck out Jorge Soler swinging in the third inning.
- Went undefeated in five June starts, going 2-0 with a 2.16 ERA (33.1IP, 8ER) and 35K...Atlanta went 5-0 in those starts.
- Tossed 8.0 scoreless innings on 6/3 at Colorado (2H, 1BB, 4K).
- Allowed 3ER-or-fewer in each of his final 17 starts (6/20-9/30), going 7-5 with a 2.15 ERA (104.2IP, 25ER) over that span...at the time, his 17-start streak of 3ER-or-fewer was tied for the second-longest single-season streak by a Braves pitcher since the franchise moved to Atlanta in 1966, trailing only Greg Maddux's 19-start streak in 1998...was also tied for the third-longest streak in the Majors in 2022.
- Earned his 50th career win in his 114th career appearance on 7/16 at Washington (7.0IP, 7H, 3R/ER, 0BB, 4K, 0HR)...since the Braves moved to Atlanta in 1966, is one of just three Braves pitchers to record at least 50 wins through their first 114 career games, joining Pat Jarvis (51) and Kevin Millwood (50).
- Was selected to his first career All-Star Game...was not active for the game...was the first Braves pitcher to be selected to the game since Mike Soroka in 2019 and the first Atlanta left-hander since Jonny Venters in 2011.
- Was placed on the 7-day concussion I.L. on 8/11 (retro. to 8/8) and reinstated on 8/18...missed nine team games.
- Started Game 1 of the NLDS vs. Philadelphia and took the loss (3.1IP, 8H, 6R/4ER, 1BB, 2K, 0HR).

2021

- In 28 starts with Atlanta, went 14-7 with two shutouts and a 3.04 ERA (165.2IP, 139H, 61R/56ER, 41BB, 158K, 15HR)...opponents batted .227/.282/.353 (139-for-612, 15HR); LH .239/.296/.406 (37-for-155, 5HR); RH .223/.277/.335 (102-for-457, 10HR)...was named to the All-MLB Second Team.
- Ranked fifth in the Majors in groundball percentage (52.2%, third in NL), sixth in HR/9.0IP (0.81, fourth in NL), tied for sixth in wins (tied for fifth in NL), ninth in groundball to flyball ratio (2.02, sixth in NL) and 10th in ERA (ninth in NL)...also ranked 10th in the NL in opponents' SLG.
- Won his second career Gold Glove Award...became the third pitcher in Braves history to win multiple Gold Gloves, joining Greg Maddux (10) and Phil Niekro (five).



- ▶ Won his first career Silver Slugger Award after hitting .273 (15-for-55) with 7R, 3 doubles, 5RBI and 4BB...his 15 hits were the most among pitchers.
- ▶ Became the third pitcher in Major League history to win a Silver Slugger Award and Gold Glove Award in the same season, joining Zack Greinke (2019) and Mike Hampton (2003).
- ▶ His two shutouts were tied for the most in the Majors...was one of only five pitchers in the Majors in 2021 to record multiple shutouts, joining Anthony DeSclafani, Sean Manaea, Joe Musgrove and Zack Wheeler...became the first Atlanta starter to record two shutouts in a single season since Shelby Miller tossed two in 2015...was the first Braves left-hander to do so since Tom Glavine in 2000...tossed less than 100 pitches in each of his shutouts, becoming the third Braves pitcher since 1999 to record two such shutouts in a single season, joining Greg Maddux (two in 2000) and Miller (two in 2015).
- ▶ Allowed 3ER-or-fewer in 23 of his 28 starts and 2ER-or-fewer in 19 of his starts.
- ▶ Tossed at least 6.0 innings in 19 of his starts...tossed at least 6.0 innings in 12 straight starts from 7/28-9/29, the longest streak by a Braves pitcher since Ervin Santana's 14-start streak in 2014.
- ▶ Made his first career Opening Day start on 4/1 at Philadelphia and did not record a decision despite allowing only 2R/ER in 5.0IP (6H, 2BB, 8K, 1HR, 1HP)...was the fourth left-hander since the club moved to Atlanta in 1966 to start on Opening Day, joining Tom Glavine (1990, '92, '99 and '02), Denny Lemaster (1967) and Zane Smith (1989).
- ▶ After allowing 15R/14ER over his first three starts (4/1-13), was placed on the 10-day injured list with a right hamstring strain on 4/14...missed the next 18 games...was reinstated on 5/5.
- ▶ Posted a 2.44 ERA (154.2IP, 42ER) in his final 25 starts from 5/5-9/29...his 2.44 ERA was the third-lowest in the Majors over that span (min. 125.0IP), trailing only Walker Buehler (2.35) and Max Scherzer (a lower 2.44).
- ▶ Was placed on the 10-day injured list on 6/22 (retro. to 6/19) with a blister on his left index finger...missed 11 team games...was reinstated on 6/30.
- ▶ Hit a pinch-hit "walk-off" single on 7/4 vs. Miami...according to *Elias*, became the first Braves pinch hitter who was primarily a pitcher to record a "walk-off" RBI.
- ▶ Recorded a quality start in each of his final 12 starts (7/28-9/29), going 7-1 with a 1.56 ERA (81.0IP, 14ER) over that span...his 12-start streak of quality starts was the longest such streak in the Majors in 2021...his 1.56 ERA was the second-lowest in the Majors over that span (min. 60.0IP), trailing only Ranger Suárez's 1.49 ERA...his 12-start streak of consecutive quality starts was also the longest by a Braves starter since Tim Hudson's 12-start streak in 2011.
- ▶ Recorded a seven-game winning streak from 8/3-9/29, posting a 1.46 ERA (74.0IP, 12ER) in 11 starts over that stretch.
- ▶ Recorded his first career shutout on 8/20 at Baltimore (9.0IP, 4H, 0BB, 4K).
- ▶ Was named the National League "Pitcher of the Month" for September after going 3-0 with a 1.54 ERA (41.0IP, 7ER) in six starts...marked his first monthly award of his career and Atlanta's first pitcher to win the award since Kris Medlen in September of 2013.
- ▶ Posted a 17.0 scoreless inning streak from 9/19-29.
- ▶ Recorded his second career shutout on 9/24 at San Diego (9.0IP, 3H, 0BB, 4K).
- ▶ Won the World Series with the Braves after going 2-2 with a 4.23 ERA (27.2IP, 30H, 13R/ER, 3BB, 29K, 3HR) in five postseason starts...earned the win in NLDS Game 2 at Milwaukee after tossing 6.0 scoreless innings (3H, 0BB, 9K)...did not record a decision in NLCS Game 1 vs. Los Angeles-NL despite allowing only 2R/ER in 6.0IP (8H, 0BB, 5K, 1HR, 1WP)...suffered the loss in both NLCS Game 5 at Los Angeles-NL (4.2IP, 8H, 5R/ER, 2BB, 3K, 2HR, 1HP) and Game 2 of the World Series at Houston (5.0IP, 7H, 6R/ER, 1BB, 6K, 0HR, 1WP)...earned the win in the championship-clinching Game 6 at Houston after tossing 6.0 scoreless innings (4H, 0BB, 6K).

2020

- ▶ In 11 starts with the Braves, went 7-0 with a 2.25 ERA (56.0IP, 42H, 14R/ER, 19BB, 50K, 2HR)...opponents batted .211/.290/.332 (42-for-199, 2HR); LH .220/.292/.390 (9-for-41, 0HR); RH .209/.290/.316 (33-for-158, 2HR)...finished fifth in the NL Cy Young Award voting...was named to the All-MLB First Team.
- ▶ His seven wins were tied for the most in the NL and tied for the third most in the Majors...among pitchers who tossed at least 50.0 innings, also ranked fourth in the Majors in HR/9.0IP (0.32, second in NL) and eighth in ERA (sixth in NL)...was also tied for seventh among NL pitchers in H/9.0IP (6.75) and groundball percentage (53.0%), and eighth in opponents' SLG.
- ▶ Won his first career Gold Glove Award, becoming the fourth pitcher in franchise history to win a Gold Glove...joined Greg Maddux (10), Phil Niekro (five) and Mike Hampton (one).
- ▶ Allowed 3R-or-fewer in each of his 11 starts, 2R-or-fewer in 10 of his starts and one-or-zero runs in seven of his starts.
- ▶ Did not allow a HR in his first 10 starts of the season (7/25-9/18) and retired the first two batters he faced in his final appearance of the season on 9/23 vs. Miami before allowing back-to-back home runs to Jesús Aguilar and Brian Anderson...the homers snapped a 681-inning homerless run...his 681-inning homerless streak entering play was the longest in the Majors at the time, 19.1 innings longer than any other pitcher...his season-opening 10-start homerless streak was the longest by a Braves pitcher since Zane Smith's season-opening 13-start streak in 1986.
- ▶ The Braves went 10-1 in his starts...his 10 team wins were tied with San Diego's Dinelson Lamet and Cleveland's Shane Bieber for the most in the Majors...Atlanta won each of his first eight starts of the season, the longest such streak to open a season for a Braves starter since Atlanta won all 12 of Kris Medlen's starts in 2012...was also tied for the fifth-longest such streak since the team moved to Atlanta in 1966.
- ▶ Picked off four runners on the season, tied with San Francisco's Tyler Anderson for the most in the Majors.
- ▶ Was placed on the 10-day injured list on 9/8 (retro. to 9/6) with a left-side muscle spasm in his lumbar spine...missed 11 team games...was reinstated from the I.L. on 9/17.
- ▶ In four postseason starts, went 0-1 with a 3.04 ERA (23.2IP, 8ER) and 23K...Atlanta won three of those four starts...received one-or-zero runs of support in three of those four starts...tossed 7.0 scoreless innings in NLWCs Game 1 vs. Cincinnati (6H, 0BB, 5K, 1HP), the longest scoreless start in his postseason career...was the first Braves left-handed pitcher to throw at least 7.0 scoreless innings in the playoffs since Tom Glavine in Game 2 of the 2001 NLDS at Houston...did not record a decision in NLDS Game 1 vs. Miami (4.0IP, 6H, 4R/ER, 0BB, 4K, 1HR) and NLCS Game 1 at Los Angeles-NL (6.0IP, 4H, 1R/ER, 2BB, 9K, 1HR)...suffered the loss in NLCS Game 6 at Los Angeles-NL (6.2IP, 8H, 3R/ER, 4BB, 5K, 2HR).



2019

- ▶ Went 17-6 with a 4.02 ERA (165.2IP, 174H, 80R/74ER, 47BB, 173K, 21HR) in 33 games (30 starts) with the Braves... opponents batted .270/.324/.419 (174-for-644, 21HR); LH .231/.290/.364 (33-for-143, 4HR); RH .281/.333/.435 (141-for-501, 17HR)...set career highs in wins, games pitched and strikeouts.
- ▶ Made his first career Opening Day roster.
- ▶ His 17 wins were the second-most in the National League and the seventh-most in the Majors...his 17 wins were also the most by a left-handed pitcher in the NL and the second-most in the Majors, trailing only Boston's Eduardo Rodríguez (19)...were also the most wins by an Atlanta left-hander since Tom Glavine won 18 games in 2002.
- ▶ The Braves went 22-8 in his starts...Atlanta's 22 team wins were tied for the fourth-most by a team in a pitcher's starts in 2019.
- ▶ Allowed 3ER-or-fewer in 20 of his 30 starts and 2ER-or-fewer in 15 of those starts.
- ▶ Recorded two double-digit strikeout games: 10K on 8/7 at Minnesota and 11K on 8/30 vs. Chicago-AL.
- ▶ Did not allow an ER over his first 16.2 innings...marked the longest streak without allowing an ER to open a season by a Braves pitcher since Paul Maholm's 25.1 inning streak to open the 2013 season.
- ▶ His nine wins prior to the All-Star break were the most by an Atlanta left-handed pitcher since Paul Maholm and Mike Minor had nine in 2013.
- ▶ In his first start of the season on 4/4 vs. Chicago-NL, tossed 5.2 perfect innings before allowing a sixth-inning single to Mark Zagunis...according to *Elias*, his perfect game bid was the longest by a Braves pitcher since Julio Teheran went 6.0 innings without allowing a baserunner on 9/20/15.
- ▶ Recorded his 100th career strikeout on 5/7 at Los Angeles-NL when he struck out David Freese swinging in the first inning.
- ▶ Won a career-high five consecutive starts from 7/15-8/13...was the first Braves pitcher to win five consecutive starts in a single season since Kris Medlen from 8/11-9/8/12 (six consecutive wins).
- ▶ Posted a seven-game winning streak from 7/15-9/5, posting a 3.02 ERA (50.2IP, 17ER) and 62K over nine starts over that span...Atlanta won all nine of those starts, marking the first time the Braves had won at least nine straight starts of a left-handed pitcher in a single season since winning 13 straight starts from Steve Avery in 1993.
- ▶ Was placed on the 10-day injured list on 7/16 with a blister on his left index finger...missed nine team games...was reinstated on 7/27.
- ▶ Went 6-2 with a 3.65 ERA (56.2IP, 23ER) in his final 11 games (10 starts) from 8/1-9/28.
- ▶ Recorded his first career complete game in a rain-shortened appearance on 8/1 vs. Cincinnati (6.0IP, 4H, 1R/ER, 0BB, 4K, 0HR).
- ▶ Allowed a career-high 4HR on 9/10 at Philadelphia.
- ▶ Appeared in four of Atlanta's five NLDS games vs. St. Louis, posting a 9.00 ERA (4.0IP, 4ER)...did not allow a run in his first three postseason appearances (NLDS Game 1, 2 and 3) before allowing 4R/ER in 1.2IP in NLDS Game 5.

2018

- ▶ In 14 appearances (five starts) with the Braves, went 1-4 with a 2.94 ERA (33.2IP, 26H, 12R/11ER, 20BB, 44K, 3HR) in five stints with the club (4/24-5/5, 5/17, 5/28, 6/30-8/27 and 9/6-30)...opponents batted .224/.343/.345 (26-for-116, 3HR); LH .226/.385/.452 (7-for-31, 2HR); RH .224/.327/.306 (19-for-85, 1HR).
- ▶ Held opponents to a .033/.184/.033 (1-for-30) slash line with RISP.
- ▶ As a starter, went 1-2 with a 2.49 ERA (21.2IP, 6ER) and 27K...in nine relief appearances, went 0-2 with a 3.75 ERA (12.0IP, 5ER) and 17K.
- ▶ Made his first start of the season on 5/28-G1 vs. the Mets...became the first Braves pitcher to pick off two runners in the same inning since Kevin Millwood on 7/18/99 at Toronto.
- ▶ Recorded his first career double-digit strikeout game on 6/30 at St. Louis (11K)...became the seventh pitcher since the Braves moved to Atlanta in 1966 to record double-digit strikeouts within his first 15 career games and the first to do so since Aaron Blair notched 10K on 10/1/16 vs. Detroit.
- ▶ Was placed on the 10-day disabled list on 7/6 with a left middle finger blister...missed 14 team games...combined to make two rehab appearances with Double-A Mississippi and Triple-A Gwinnett...was reinstated on 7/28.
- ▶ Was placed on the 10-day disabled list prior to Game 2 on 8/7 with a left groin strain...missed 21 team games...made three rehab starts with Triple-A Gwinnett...was returned from rehab and reinstated on 8/27.
- ▶ Saw his first postseason action as he pitched in all four of the Braves' NLDS games vs. Los Angeles-NL...posted a 3.86 ERA (2.1IP, 1ER) in those games...made his first career postseason appearance in NLDS Game 1, tossing 1.1 scoreless innings of relief.
- ▶ Including his rehab stints, combined to make 15 starts with Double-A Mississippi and Triple-A Gwinnett, going 3-6 with a 3.94 ERA (77.2IP, 70H, 36R/34ER, 34BB, 87K, 4HR).

2017

- ▶ Saw his first Major League action with the Braves, going 1-1 with a 3.81 ERA (26.0IP, 30H, 15R/11ER, 12BB, 22K, 3HR) in nine games (four starts) over two stints with the club (8/5-23, 9/1-10/1)...opponents batted .286/.380/.438 (30-for-105, 3HR); LH .258/.361/.323 (8-for-31, 0HR); RH .297/.388/.486 (22-for-74, 3HR).
- ▶ As a starter, went 1-1 with a 3.44 ERA (18.1IP, 7ER) and 16K...allowed 3ER-or-fewer in each of those four starts...posted a 4.70 ERA (7.2IP, 4ER) as a reliever.
- ▶ Made his Major League debut on 8/8 vs. Philadelphia, tossing 2.0 scoreless innings of relief (2H, 2BB/1IBB, 1K)...struck out Cameron Perkins swinging in the eighth inning for his first Major League strikeout...had made just two career relief appearances in the minors prior to making his Major League debut as a reliever.
- ▶ Made his first career start on 9/3 at Chicago-NL and earned his first Major League win (5.0IP, 4H, 1R/ER, 3BB, 4K, 1HR).
- ▶ Recorded his first Major League loss on 9/25 at the Mets (5.1IP, 7H, 2R/1ER, 1BB, 2K, 0HR, 2HP).
- ▶ Spent the majority of the season in the minors, combining to go 2-11 with a 5.54 ERA (92.2IP, 89H, 61R/57ER, 45BB, 91K, 8HR) in 21 starts with Double-A Mississippi and Triple-A Gwinnett.



- Began the season with Double-A Mississippi, going 2-11 with a 5.92 ERA (86.2IP, 88H, 61R/57ER, 43BB, 85K, 8HR) in 19 starts...also made two scoreless starts with Triple-A Gwinnett (6.0IP, 1H, 2BB, 6K).
- After the season, made six starts for the Peoria Javelinas in the Arizona Fall League, going 3-1 with a 1.73 ERA (26.0IP, 15H, 6R/5ER, 8BB, 32K, 1HR)...was named to the AFL All-Prospect Team.
- Following the season, was ranked by *Baseball America* as the Braves' No. 8 prospect and the No. 72 overall prospect in baseball...was also tabbed by the publication as having the "Best Curveball" among Braves farmhands.

2016

- In 21 games (20 starts) with Single-A Rome, went 8-7 with a 3.93 ERA (103.0IP, 87H, 52R/45ER, 47BB, 112K, 10HR)...among Atlanta minor leaguers, was tied for seventh in wins and tied for ninth in strikeouts.
- Following the season, was tabbed by *Baseball America* as the Braves' No. 10 prospect.
- Was added to the Braves' 40-man roster on 11/18.

2015

- Did not pitch while recovering from "Tommy John" surgery.
- Following the season, was tabbed by *Baseball America* as the Braves' No. 7 prospect.

2014

- Combined to make only five starts with the AZL Padres and Single-A Fort Wayne, going 0-1 with a 5.06 ERA (10.2IP, 15H, 6R/ER, 5BB, 10K, 1HR).
- Began the season with the AZL Padres, posting a 5.40 ERA (5.0IP, 8H, 3R/ER, 3BB, 8K, 0HR) in three starts...was promoted to Fort Wayne on 7/14 and went 0-1 with a 4.76 ERA (5.2IP, 7H, 3R/ER, 2BB, 2K, 1HR) in two starts.
- Underwent UCL reconstruction surgery on his left elbow on 8/20...the procedure was performed by Dr. Neal ElAttrache in Los Angeles, Calif.
- Following the season, was tabbed by *Baseball America* as the Padres' No. 6 prospect.
- Was acquired by the Atlanta Braves along with INF Jace Peterson, OF Dustin Peterson and OF Mallex Smith from the San Diego Padres in exchange for OF Justin Upton and RHP Aaron Northcraft on 12/19.

2013

- Spent the season with Single-A Fort Wayne, going 6-7 with a 3.49 ERA (118.2IP, 107H, 54R/47ER, 56BB, 100K, 7HR) in 23 starts...ranked among Padres minor leaguers in opponents' BA (.249, sixth), strikeouts (seventh), ERA (seventh), starts (tied for eighth), innings pitched (tied for ninth) and WHIP (10th).
- Following the season, was tabbed by *Baseball America* as the Padres' No. 3 prospect and as having the "Best Curveball" in the Padres organization...was also named by the publication as the No. 53 prospect in baseball...was also tabbed as an Organization All-Star by MiLB.com.

2012

- Made his professional debut with the AZL Padres, going 0-1 with a 3.57 ERA (17.2IP, 14H, 9R/7ER, 6BB, 17K, 1HR) in 10 games (nine starts).
- Following the season, was tabbed by *Baseball America* as the Padres' No. 2 prospect and as having the "Best Curveball" in the Padres organization...was also tabbed by the publication as the No. 46 prospect in baseball.

PERSONAL

- Attended Harvard-Westlake High School in Studio City, Calif. for his senior year, where he was teammates with Lucas Giolito...was named a 2012 Rawlings-Perfect Game First Team All-American his senior year...attended Montclair College Preparatory School in Van Nuys, Calif. for three years before the school cut all athletics.
- Committed to UCLA before signing with San Diego.
- Was ranked by *Baseball America* as the No. 12 overall prospect in the 2012 First-Year Player Draft and the top left-handed pitcher.

Fried's Career Pitching Record

Year	Club	W	L	ERA	G	GS	CG	SHO	SV	IP	H	R	ER	HR	HP	BB	SO	WP	BK
2012	AZL Padres	0	1	3.57	10	9	0	0	0	17.2	14	9	7	1	1	6	17	5	0
2013	Fort Wayne	6	7	3.49	23	23	0	0	0	118.2	107	54	46	7	8	56	100	10	3
2014	AZL Padres	0	0	5.40	3	3	0	0	0	5.0	8	3	3	0	0	3	8	0	0
	Fort Wayne - a	0	1	4.76	2	2	0	0	0	5.2	7	3	3	1	0	2	2	0	0
2015	Did Not Pitch - Injured																		
2016	Rome	8	7	3.93	21	20	0	0	0	103.0	87	52	45	10	4	47	112	11	3
2017	Mississippi	2	11	5.92	19	19	0	0	0	86.2	88	61	57	8	7	43	85	6	2
	ATLANTA	1	1	3.81	9	4	0	0	0	26.0	30	15	11	3	4	12	22	0	0
	Gwinnett	0	0	0.00	2	2	0	0	0	6.0	1	0	0	0	0	2	6	1	0
2018	Mississippi	1	0	0.00	2	2	0	0	0	11.1	4	0	0	0	0	4	16	1	0
	Gwinnett	2	6	4.61	13	13	0	0	0	66.1	66	36	34	4	5	30	71	3	2
	ATLANTA - b, c	1	4	2.94	14	5	0	0	0	33.2	26	12	11	3	2	20	44	2	0
2019	ATLANTA - d	17	6	4.02	33	30	1	0	0	165.2	174	80	74	21	5	47	173	11	1
2020	ATLANTA - e	7	0	2.25	11	11	0	0	0	56.0	42	14	14	2	4	19	50	1	1
2021	ATLANTA - f, g	14	7	3.04	28	28	2	2	0	165.2	139	61	56	15	7	41	158	7	0
2022	ATLANTA - h	14	7	2.48	30	30	0	0	0	185.1	156	55	51	12	4	32	170	9	0
2023	ATLANTA - i, j, k	8	1	2.55	14	14	1	1	0	77.2	70	24	22	7	2	18	80	3	0
	Gwinnett	0	2	5.00	3	3	0	0	0	9.0	12	5	5	2	0	4	10	0	0
	Rome	0	0	0.00	1	1	0	0	0	3.0	2	0	0	0	0	0	3	0	0
2024	ATLANTA - l	11	10	3.25	29	29	2	1	0	174.1	146	71	63	13	7	57	166	6	0
Minor League Totals		19	35	4.16	99	97	0	0	0	432.1	396	223	200	33	25	197	430	37	10
Major League Totals		73	36	3.07	168	151	6	4	0	884.1	783	332	302	76	35	246	863	39	2



Selected by the San Diego Padres in the first round (seventh overall) of the 2012 First-Year Player Draft.

- a – Acquired by the Atlanta Braves along with INF Jace Peterson, OF Dustin Peterson and OF Mallex Smith from the San Diego Padres in exchange for OF Justin Upton and RHP Aaron Northcraft on December 19, 2014.
b – Placed on the 10-day disabled list from July 6 – July 28, 2018 with a left middle finger blister.
c – Placed on the 10-day disabled list from August 7 – August 27, 2018 with a left groin strain.
d – Placed on the 10-day injured list from July 16 – July 27, 2019 with a blister on his left index finger.
e – Placed on the 10-day injured list from September 8 (retroactive to September 6) – September 17, 2020 with a left-side muscle spasm in his lumbar spine.
f – Placed on the 10-day injured list from April 14 – May 5, 2021 with a right hamstring strain.
g – Placed on the 10-day injured list from June 22 (retroactive to June 19) – June 30, 2021 with a blister on his left index finger.
h – Placed on the 7-day concussion injured list from August 11 (retroactive to August 8) – August 18, 2022.
i – Placed on the 15-day injured list from April 4 (retroactive to April 1) – April 17, 2023 with a left hamstring strain.
j – Placed on the 15-day injured list from May 9, 2023 (retroactive to May 6) with a left forearm strain...was transferred to the 60-day injured list on June 5 and was reinstated on August 4.
k – Placed on the 15-day injured list on September 22, 2023 with a blister on his left index finger and missed the remainder of the regular season.
l – Placed on the 15-day injured list on July 21 (retroactive to July 18) - August 4, 2024 with left forearm neuritis.

Fried's Postseason Record

Year	Club vs. Opp.	W	L	ERA	G	GS	CG	SHO	SV	IP	H	R	ER	HR	HP	BB	SO	WP	BK
2018	ATL vs. LAD (DS)	0	0	3.86	4	0	0	0	0	2.1	1	1	1	1	0	1	1	0	0
2019	ATL vs. STL (DS)	0	0	9.00	4	0	0	0	0	4.0	5	4	4	0	0	3	6	1	0
2020	ATL vs. CIN (WC)	0	0	0.00	1	1	0	0	0	7.0	6	0	0	0	1	0	5	0	0
	ATL vs. MIA (DS)	0	0	9.00	1	1	0	0	0	4.0	6	4	4	1	0	0	4	0	0
	ATL vs. LAD (CS)	0	1	2.84	2	2	0	0	0	12.2	12	4	4	3	0	6	14	0	0
2021	ATL vs. MIL (DS)	1	0	0.00	1	1	0	0	0	6.0	3	0	0	0	0	0	9	0	0
	ATL vs. LAD (CS)	0	1	5.91	2	2	0	0	0	10.2	16	7	7	3	1	2	8	1	0
	ATL vs. HOU (WS)	1	1	4.91	2	2	0	0	0	11.0	11	6	6	0	0	1	12	1	0
2022	ATL vs. PHI (DS)	0	1	10.80	1	1	0	0	0	3.1	8	6	4	0	0	1	2	0	0
2023	ATL vs. PHI (DS)	0	0	6.75	1	1	0	0	0	4.0	6	3	3	1	0	4	3	1	0
2024	ATL vs. SD (WC)	0	1	22.50	1	1	0	0	0	2.0	8	5	5	1	0	0	2	0	0
WC Totals		0	1	5.00	2	2	0	0	0	9.0	14	5	5	1	1	0	7	0	0
LDS Totals		1	1	6.08	12	4	0	0	0	23.2	29	18	16	3	0	9	25	2	0
LCS Totals		0	2	4.24	4	4	0	0	0	23.1	28	11	11	6	1	8	22	1	0
World Series Totals		1	1	4.91	2	2	0	0	0	11.0	11	6	6	0	0	1	12	1	0
POSTSEASON TOTALS		2	5	5.10	20	12	0	0	0	67.0	82	40	38	10	2	18	66	4	0

Fried's All-Star Game Record

Year	Club, Site	W	L	ERA	G	GS	CG	SHO	SV	IP	H	R	ER	HR	HP	BB	SO	WP	BK
2022	ATL, Los Angeles					Selected, Did Not Pitch													
2024	ATL, Texas	0	0	0.00	1	0	0	0	0	1.0	0	0	0	0	0	1	0	0	0
All-Star Game Totals		0	0	0.00	1	0	0	0	0	1.0	0	0	0	0	0	1	0	0	0

Fried's Career Fielding Record

Position	PCT	G	PO	A	E	TC	DP
Pitcher	.957	168	47	151	9	207	5

Fried's Regular Season Batting Record

Year	Team	AVG	G	AB	R	H	2B	3B	HR	RBI	SH	SF	HP	BB	SO	SB	CS
2024	ATL					Did Not Bat											
Major League Totals		.214	168	126	20	27	7	0	0	9	13	0	0	10	40	0	0

Fried's Career Bests and Streaks

COMPLETE GAMES: 6, last on 5/22/24 at CHC (9.0IP). **LOW-HIT COMPLETE GAME:** 3 - 4 times (last on 5/22/24 at CHC). **IP (START):** 9.0 - 4 times (last on 5/22/24 at CHC). **IP (RELIEF):** 3.2, 9/28/19 at NYM. **HITS:** 11 - 3 times (last on 9/11/24 at WAS). **RUNS:** 8 - 2 times (last on 4/6/24 vs. ARI). **EARNED RUNS:** 7 - 2 times (last on 4/6/24 vs. ARI). **WALKS:** 5 - 3 times (last on 8/4/24 vs. MIA). **STRIKEOUTS:** 13, 6/4/24 at BOS. **HOME RUNS:** 4, 9/10/19 at PHI. **WINNING STREAK:** 9g, 4/19-7/6/22. **LOSING STREAK:** 4g, 7/5-8/15/24. **SCORELESS STREAK (IP):** 20.0, 3/30-5/5/23.

Pitcher of the Month: September 2021

Player of the Week: None


Rookie of the Month: None



LUIS GIL • RHP

81

HT: 6-2 • **WT:** 185 • **BATS:** R • **THROWS:** R
BIRTHDATE: 6/3/98 • **OPENING DAY AGE:** 26
BIRTHPLACE: Azua, D.R.
RESIDES: Azua, D.R.
M.L. SERVICE: 2 years, 73 days



STATUS

- Acquired by the Yankees from the Minnesota Twins in exchange for OF Jake Cave on March 16, 2018.

CAREER

- Was named the Jackie Robinson American League Rookie of the Year in 2024... became the 10th player and fourth pitcher in franchise history to win the award... joined Aaron Judge (2017), Derek Jeter (1996), Dave Righetti (1981), Thurman Munson (1970), Stan Bahnsen (1968), Tom Tresh (1962), Tony Kubek (1957), Bob Grim (1954) and Gil McDougald (1951)... was the fifth Dominican-born player and the second pitcher to be named AL Rookie of the Year, joining Julio Rodríguez (2022), Neftali Feliz (2010), Angel Berroa (2003) and Alfredo Griffin (1979).
- His 214 career strikeouts are the third-most by a Yankees pitcher over their first 36 career games, trailing only Masahiro Tanaka (233K) and Al Downing (221K).

CAREER HIGHLIGHTS

AL Rookie of the Year
 ► 2024

2024

- Was named the Jackie Robinson American League Rookie of the Year after going 15-7 with a 3.50 ERA (151.2IP, 104H, 60R/59ER, 77BB, 171K, 18HR) in 29 starts for the Yankees... made his first Opening Day roster... opponents batted .189/.297/.345 (104-for-550, 18HR); LH .210/.314/.393 (55-for-262, 10HR); RH .170/.282/.302 (49-for-288, 8HR).
- Was the 10th player and fourth pitcher in franchise history to be named the AL Rookie of the Year... joined Aaron Judge (2017), Derek Jeter (1996), Dave Righetti (1981), Thurman Munson (1970), Stan Bahnsen (1968), Tom Tresh (1962), Tony Kubek (1957), Bob Grim (1954) and Gil McDougald (1951)... was the fifth Dominican-born player and the second pitcher to be named AL Rookie of the Year, joining Julio Rodríguez (2022), Neftali Feliz (2010), Angel Berroa (2003) and Alfredo Griffin (1979).
- Allowed 3R-or-fewer in 22 of his 29 starts, 2R-or-fewer in 18 of his starts and one-or-zero runs in 17 of his starts... tossed six scoreless starts.
- His 17 starts of one-or-zero runs allowed were tied with Detroit's Tarik Skubal and Chicago-AL's Garrett Crochet for the most such starts in the Majors... his 17 starts of one-or-zero runs allowed were the fourth-most by a Yankees pitcher in a single season in franchise history, trailing only Jack Chesbro (18 starts in 1904), Whitey Ford (18 starts in 1964) and Ron Guidry (18 starts in 1978)... *Elias* notes his 17 such starts were the second-most in Major League history by any rookie pitcher in a single season (since 1893 when current mound distance was set, excluding openers), trailing only Philadelphia-NL's George McQuillan's 21 starts in 1908.
- According to *Elias*, his six scoreless starts were the second-most by a Yankees rookie in a single season in franchise history, trailing only Russ Ford's eight such starts in 1910.
- Among Major League pitchers that tossed at least 150.0IP, ranked second in opponents' BA (.189, first in AL), third in H/9.0IP (6.17, second in AL) and tied for seventh in wins (15, tied for fifth in AL)... among AL pitchers (min. 150.0IP), ranked fourth in K/9.0IP (10.15), sixth in opponents' SLG (.345) and 10th in opponents' OPS (.643).
- Among rookie pitchers, was tied for first in wins (15, first in AL), tied for second in strikeouts (171, tied for first in AL) and tied for eighth in WAR (2.2 - FanGraphs, third in AL)... among rookie pitchers that tossed at least 100.0IP, ranked first in opponents' BA (.189) and H/9.0IP (6.17), second in opponents' SLG (.345, first in AL) and opponents' OPS (.643, first in AL), first in K/9.0IP (10.15, second in AL) and HR/9.0IP (1.07, first in AL), fifth in ERA (3.50, first in AL) and sixth in WHIP (1.19, first in AL) and opponents' OBP (.297, first in AL).
- Posted a .170/.282/.302 (49-for-288) slash line against right-handed hitters... among Major League pitchers vs. right-handed batters, ranked second in opponents' BA (first in AL) and seventh in opponents' SLG (second in AL).
- His 171K were the second-most by a Yankees rookie in a single season in franchise history, trailing only Russ Ford's 209K in 1910.
- His 15 wins went tied with Hank Borowy (15 wins in 1942) for the seventh-most wins by a Yankees rookie pitcher in a single season in franchise history, trailing only Russ Ford (26 wins in 1910), Bob Grim (20 wins in 1954), Wilcy Moore (19 wins in 1927), Johnny Allen (17 wins in 1932), Stan Bahnsen (17 wins in 1968) and Iván Nova (16 wins in 2011).
- The Yankees went 19-10 in his starts... the Yankees' 19 wins in Gil's starts were tied for the seventh-most among AL starters.
- Allowed 3H-or-fewer in 14 of his 29 starts, the third-most such starts in the Majors, trailing only Chicago-AL's Garrett Crochet (15GS) and San Diego's Dylan Cease (15GS).
- Allowed just 1H while tossing at least 6.0 innings in four starts (6.0IP/1H on 5/7 vs. Houston, 6.1IP/1H on 5/23 vs. Seattle, 6.0IP/1H on 6/4 vs. Minnesota and 6.0IP/1H on 9/6 at Chicago-NL)... his four starts of allowing one-or-zero hits in 6.0-or-more innings were tied with Nestor Cortes (4GS in 2022) for the most such starts by a Yankee in a single season in franchise history... were also tied with Minnesota's Bailey Ober and Toronto's Bowden Francis for the second-most such starts in the Majors, trailing only San Diego's Dylan Cease (6GS)... were also tied for the second-most such starts in a single season in Major League history, trailing only Cease's six starts in 2024.



- Made his season debut on 4/1 at Arizona and did not record a decision after allowing just 1ER in 4.2IP (1H, 3BB, 6K, 0HR)...marked his first Major League appearance since 5/12/22 at Chicago-AL.

- Recorded a career-high nine-game winning streak from 4/21-6/14, tied for the third-longest single season winning streak by a Yankees starter in the last 23 seasons (since 2002)...trailing only Ivan Nova's 12-game winning streak from 6/10-9/20/11 and James Paxton's 10-game winning streak from 8/2-9/21/19.

- Earned his first win of the season on 4/21 vs. Tampa Bay after allowing 1R/0ER over 5.2IP (2H, 3BB, 9K, 0HR, 2BK)...marked his first Major League win since his Major League debut on 8/3/21 vs. Baltimore.

GIL'S 2024 PITCHING LINES													
Date/Opp	Score	W/L	IP	H	R	ER	HR	BB	K	NP/S	ERA	Left Game	
4/1 at ARI	5-2	ND	4.2	1	1	1	0	3	6	84/52	1.93	Leading	5-1
4/7 vs. TOR	8-3	ND	4.1	2	2	2	0	4	8	95/54	3.00	Leading	5-1
4/15 at TOR*	1-3	L	5.0	3	3	3	0	7	6	99/51	3.86	Trailing	5-1
4/21 vs. TB*	5-4	W	5.2	2	1	0	0	3	9	97/64	2.75	Leading	5-1
4/26 at MIL*	6-7 (11)	ND	5.0	7	5	5	2	2	6	97/62	4.01	Leading	5-4
5/1 at BAL*	2-0	W	6.1	2	0	0	0	1	5	95/58	3.19	Leading	2-0
5/7 vs. HOU	10-3	W	6.0	1	1	1	1	4	5	97/57	2.92	Leading	8-1
5/12 at TB*	10-6	W	6.0	3	0	0	0	2	3	91/53	2.51	Leading	6-0
5/18 vs. CWS	6-1	W	6.0	5	1	1	0	1	14	98/65	2.39	Leading	6-1
5/23 vs. SEA	5-0	W	6.1	1	0	0	0	2	8	96/65	2.11	Leading	2-0
5/29 at LAA*	2-1	W	8.0	2	1	1	1	2	9	95/67	1.99	Leading	2-1
6/4 vs. MIN	5-1	W	6.0	1	0	0	0	3	6	88/53	1.82	Leading	3-0
6/9 vs. LAD*	6-4	ND	5.2	5	3	3	1	1	5	96/60	2.04	Trailing	3-2
6/14 at BOS*	8-1	W	5.0	4	1	1	0	4	6	104/56	2.03	Leading	5-1
6/20 vs. BAL*	5-17	L	1.1	8	7	7	1	2	1	47/27	2.77	Trailing	7-0
6/26 at NYM*	2-12	L	4.1	4	5	5	1	4	2	87/51	3.15	Trailing	3-0
7/2 vs. CIN	4-5	L	4.0	2	4	4	1	3	3	83/49	3.41	Trailing	3-0
7/7 vs. BOS	0-3	L	6.2	4	1	1	1	0	9	96/62	3.27	Trailing	1-0
7/13 at BAL	6-1	W	6.0	5	1	1	0	1	7	95/57	3.17	Leading	6-1
7/23 vs. NYM	2-3	ND	5.0	4	1	1	0	1	6	91/54	3.10	Tied	1-1
7/29 at PHI	14-4	W	5.1	5	3	3	1	3	8	92/59	3.20	Leading	7-3
8/7 vs. LAA-G1	5-2	W	5.0	2	0	0	0	5	6	107/63	3.06	Leading	5-0
8/12 at CWS	2-12	L	4.0	7	4	4	1	2	3	98/65	3.25	Trailing	4-2
8/20 vs. CLE*	5-9 (12)	ND	3.0	3	3	3	1	6	3	76/36	3.39	Trailing	3-2
9/6 at CHC*	3-0	W	6.0	1	0	0	0	2	7	89/54	3.24	Leading	3-0
9/11 vs. KC*	4-3 (11)	ND	5.0	5	1	1	1	2	5	97/58	3.18	Trailing	1-0
9/17 at SEA	11-2	W	5.0	4	1	1	1	3	5	91/55	3.14	Leading	10-1
9/22 at OAK	7-4	W	5.1	5	4	4	0	3	5	92/55	3.27	Leading	5-2
9/28 vs. PIT*	4-9	L	5.2	6	6	6	4	1	5	89/58	3.50	Trailing	6-1
Totals (29GS)			15-7	151.2	104	60	59	18	77	171	3.50		

*start came after a team loss / **Bold** - season high

- Posted a 1.14 ERA over a nine-start span from 5/1-6/14...was the only Yankees starter in the last 40 seasons (since 1985) to record as low of an ERA over a nine-game span in a single season (not including openers).
- Went 7-0 with a 0.60 ERA (44.2IP, 15H, 3R/ER, 15BB, 50K, 2HR, 1WP) over a seven-start span from 5/1-6/4...according to *Elias*, was just the third Yankees pitcher since ER became an official stat in the AL in 1913 to go 7-0 with an ERA below 1.00 over a seven-start span in a single season, joining Tommy John (7-0 and 0.89 ERA from 4/16-5/16/1980) and Bob Turley (7-0 and 0.86 ERA from 4/20-5/23/1958).
- Tossed at least 6.0IP and allowed one-or-zero runs in each of his seven starts from 5/1-6/4, becoming the first Yankees pitcher in franchise history to accomplish the feat...his seven consecutive games with at least 6.0IP and one-or-zero runs allowed is tied for the sixth-longest streak by a Major League pitcher since 1901, trailing only Bob Gibson (11G from 6/6-7/30/1968), Jack Coombs (11G from 8/18-9/25/G1)/1910), Jon Lester (8G from 8/17-9/25/2016), Josh Johnson (8G from 5/13-6/20/2010) and J.R. Richard (8G from 8/3-9/6/1979)...was also tied with Fernando Valenzuela (7GS from 4/9-5/8/1981) and Harry Krause (7GS from 6/1(G1)-7/11/1909) for the second-longest such streak by a rookie pitcher since the mound was moved to its current distance in 1893, trailing only Christy Mathewson (8GS from 5/3-6/1/1901) - credit: *Elias*.
- Was named both the AL "Pitcher of the Month" and AL "Rookie of the Month" for May after going 6-0 with a 0.70 ERA (38.2IP, 14H, 3R/ER, 12BB, 44K, 2HR) in six starts...became just the fourth player to win both the AL "Pitcher of the Month" and AL "Rookie of the Month" in the same month since the AL "Rookie of the Month" Award was established in 2001, joining Matt Shoemaker (August 2014), Chris Archer (July 2013) and Jeremy Hellickson (May 2011)...was the first Yankee to win AL "Pitcher of the Month" since Gerrit Cole in April 2023 and was only the second Yankees rookie to win the award, joining Masahiro Tanaka (May 2014)...was the first Yankees pitcher to win AL "Rookie of the Month" since the award was established in 2001 and was the first Yankee to win the award since Miguel Andujar in August 2018.
- Led the Majors in May in wins (6), opponents' BA (.109), opponents' OBP (.184), opponents' SLG (.178), opponents' OPS (.363) and WHIP (0.67), tied for second in innings pitched (38.2, tied for second in AL), ranked third in strikeouts (44, first in AL) and fourth in ERA (0.70, second in AL)...led all Major League rookies in wins, ERA, innings pitched, strikeouts, opponents' BA, opponents' OBP, opponents' SLG, opponents' OPS and WHIP.
- Allowed just 3R/ER in 38.2IP during the month of May...was just the third pitcher in franchise history to toss at least 35.0IP and allow 3R-or-fewer in a single calendar month, joining Lefty Gomez (3R in 45.0IP in Sept. 1937) and Hank Thormahlen (1R in 41.0IP in May 1918).
- His 0.70 ERA in May was the fourth-lowest by a Yankees starter (min. 5GS) in a single calendar month, trailing only Hiroki Kuroda's 0.55 ERA in July 2013, Lefty Gomez's 0.60 ERA in September 1937 and David Cone's 0.69 ERA in July 1998...was the sixth-lowest ERA in a single calendar month by a rookie pitcher in the Live Ball Era since 1920 (min. 30.0IP), trailing only Fernando Valenzuela's 0.20 ERA in April 1981, Dale Murray's 0.26 ERA in September 1974, Blix Donnelly's 0.56 ERA in September 1944, Wayne Simpson's 0.58 ERA in April 1970 and Boo Ferriss' 0.67 ERA in May 1945.
- Was just the fourth Yankees pitcher in the last 46 years (since 1979) to go 6-0-or-better in a single calendar month, joining James Paxton (6-0 in 6GS in August 2019), Andy Pettitte (6-0 in 6GS in August 2007) and Roger Clemens (6-0 in 6GS in June 2001).
- Had a 21.1 scoreless inning streak at home from the second inning on 5/18 to the fourth inning on 6/9...was the longest scoreless streak at home by a Yankee since Adam Ottavino's 22.1 scoreless inning streak from 5/3-8/17/19...was the longest scoreless streak at home by a Yankees starter since Hiroki Kuroda's 21.2 scoreless inning streak from 6/25-8/12/13.



- ▶ Struck out a career-high 14 batters over 6.0 innings on 5/18 vs. Chicago-AL (W, 5H, 1R/ER, 1BB, 0HR)...his 14K are the most in a game by a Yankees rookie in franchise history, surpassing Orlando Hernández's 13K on 8/13/98 vs. Texas...was just the 11th pitcher in franchise history (15th time) to record at least 14K in a game, joining Gerrit Cole (14K on 9/7/22-G2 vs. Minnesota and 15K on 9/1/21 at Los Angeles-AL), Masahiro Tanaka (15K on 9/29/17 vs. Toronto and 14K on 7/28/17 vs. Tampa Bay), Michael Pineda (16K on 5/10/15 vs. Baltimore), CC Sabathia (14K on 7/26/11 vs. Seattle), David Cone (14K on 6/7/98 vs. Florida and 16K on 6/23/97 at Detroit), David Wells (16K on 7/30/97 vs. Oakland), Ron Guidry (14K on 7/11/87 vs. Chicago-AL and 18K on 6/17/78 vs. California), Al Downing (14K on 7/6/63 at Cleveland), Whitey Ford (15K on 4/22/59 at Washington-AL) and Bob Shawkey (15K on 9/27/1919-G2 at Philadelphia-AL)...his 14K were tied for the second-most by a pitcher in the Majors in 2024, trailing only Blake Snell's 15K on 7/27(G1) vs. Colorado (also Tyler Glasnow's 14K on 4/9 at Minnesota, Jack Flaherty's 14K on 4/30 (G1) vs. St. Louis and Pablo López's 14K on 6/23 at Oakland)...recorded seven consecutive strikeouts from the start of the fourth inning through one out in the sixth inning...according to *Elias*, was just the fourth Yankees pitcher in the Expansion Era (since 1961) to record at least seven consecutive strikeouts in a game...joined Michael King (seven consecutive strikeouts on 4/22/22 vs. Cleveland), CC Sabathia (seven consecutive strikeouts on 7/26/11 vs. Seattle) and Ron Davis (eight consecutive strikeouts on 5/4/81 at California)...retired 13 of his final 14 batters and 16 of his final 18 batters...struck out Danny Mendick (swinging) in the fifth inning to record his 100th career strikeout.
- ▶ Tossed a career-high 8.0IP on 5/29 at Los Angeles-AL (W, 2H, 1R/ER, 2BB, 9K, 1HR)...retired 24-of-28BF (2H, 2BB), including 16 of his final 17BF.
- ▶ Went 5-2 with a 2.65 ERA (51.0IP, 40H, 15ER, 25BB, 59K, 6HR) over a 10-start span from 7/7-9/17...allowed 3R-or-fewer in nine of those starts and one-or-zero runs in seven of those starts.
- ▶ His 118K prior to the All-Star break were the second-most by a Yankees rookie in franchise history (since the All-Star Game was established in 1933), trailing only Masahiro Tanaka (135K in 2014)...was also just the second rookie in franchise history to record at least 100K before the All-Star break.
- ▶ Recorded 11 wins and 132K prior to August, becoming just the third Yankees rookie pitcher to win 11-or-more games and record at least 100K before August in a season, joining Russ Ford in 1910 (13 wins, 111K) and Masahiro Tanaka in 2014 (12 wins, 135K) - credit: *Elias*.
- ▶ Was placed on the 15-day injured list on 8/21 with a lower back strain...missed 14 team games...made one rehab start with Double-A Somerset on 9/1 vs. Reading, allowing 3ER in 3.2IP (4H, 2BB, 6K, 1HP)...was reinstated on 9/5.
- ▶ Went 2-0 with a 1.13 ERA (16.0IP, 10H, 2ER, 7BB, 17K, 2HR) in three starts from 9/6-17 following his return from the injured list on 9/5.
- ▶ Made two postseason starts and did not record a decision...made his first career postseason start in ALCS Game 4 at Cleveland (4.0IP, 3H, 2R/ER, 3BB, 3K, 0HR)...also started World Series Game 4 vs. Los Angeles-NL (4.0IP, 5H, 4R/ER, 2BB, 1K, 2HR).

2023

- ▶ Made just two rehab starts with Single-A Tampa, posting an 11.25 ERA (4.0IP, 6H, 5ER, 3BB, 6K, 0HR)...spent the entire season on the 60-day injured list recovering from right elbow surgery.

2022

- ▶ Made just one start with the Yankees (4.0IP, 4ER)...missed the majority of the season after undergoing right elbow UCL reconstruction surgery.
- ▶ Began the season with Triple-A Scranton/Wilkes-Barre...in six total starts with the RailRiders, went 0-3 with a 7.89 ERA (21.2IP, 19ER) and 31K.
- ▶ Was recalled from Triple-A Scranton/Wilkes-Barre on 5/12 and made his only start with the club that night at Chicago-AL...allowed 4ER over 4.0IP without recording a decision (5H, 2BB, 5K, 0HR, 1WP)...was optioned to Triple-A following the game.
- ▶ Underwent right elbow UCL reconstruction surgery on 5/24...the surgery was performed by Dr. Christopher Ahmad at Columbia Presbyterian Hospital in New York, N.Y.
- ▶ Was recalled from Triple-A Scranton/Wilkes-Barre and transferred to the 60-day injured list on 8/28.

2021

- ▶ Saw his first Major League action, going 1-1 with a 3.07 ERA (29.1IP, 20H, 11R/10ER, 19BB, 38K, 4HR) in six starts with the Yankees over five stints (8/3, 8/8, 8/17, 9/8-18, 10/3)...opponents hit .183 (20-for-109, 4HR); LH .167 (7-for-42, 1HR); RH .194 (13-for-67, 3HR).
- ▶ Made all six of his starts at home.
- ▶ Recorded a career-opening 18.2 scoreless inning streak from 8/3-9/8...according to *Elias*, was the longest career-opening scoreless streak by a Yankee in franchise history, surpassing Slow Joe Doyle's career-opening 18.0-inning streak from 8/25(G1)-30(G1)/1906...according to *Elias*, Gil's career-opening 18.2 scoreless inning streak was the longest career-opening scoreless streak by a Major League pitcher since Seattle's Carson Smith's 19.1 scoreless inning streak from 9/1/14-5/3/15.
- ▶ According to *Elias*, was the first Major League pitcher since 1893, which was the first season the mound-to-plate distance was 60 feet, 6 inches, to toss at least 4.2 scoreless innings in each of his first three career appearances...*Elias* also confirmed that he was the second pitcher in Major League history to toss at least 4.2 scoreless innings in each of his first three career starts, joining Philadelphia Phillies' George McQuillan, who did so in his first three career starts in 1907 (made his first career appearance as a reliever)...according to the YES Network, he was the first Major League pitcher since 1901 to not allow a run and record at least 15K through his first three Major League games.
- ▶ Allowed just 3R total over his first four career starts from 8/3-9/8, becoming the first Yankees pitcher to start his first four Major League appearances and allow just 3R total over those first four starts (the previous record was 5R by Chase Whitley in 2014 and Slow Joe Doyle in 1906)...according to *Elias*, he was just the second Yankee in franchise history to allow 3R-or-fewer over his first four Major League starts, joining Cliff Markle (3R in his first four starts from 9/23/1915-G2 to 4/26/1916).



- Made his Major League debut on 8/3 vs. Baltimore and earned the win, tossing 6.0 scoreless innings (4H, 1BB, 6K)...struck out Ramón Uriás swinging in the first inning for his first Major League strikeout...according to *Elias*, he was just the seventh starting pitcher in franchise history (and second since 1935) to toss at least 6.0 scoreless innings in his Major League debut, joining Sam Miltello (7.0IP on 8/9/92 vs. Boston), Vito Tamulis (9.0IP on 9/25/34 at Philadelphia-AL), Russ Van Atta (9.0IP on 4/25/33 at Washington-AL), Pete Wilson (9.0IP on 9/15/1908 at Boston), Tacks Neuer (9.0IP on 8/28/1907-G2 vs. Boston) and Slow Joe Doyle (9.0IP on 8/25/1906-G1 vs. Cleveland)...among the group, joined Vito Tamulis (9.0IP, 1BB) as the only two to issue 1BB-or-fewer (Gil-1BB).
- Was just the third Yankees starter to toss at least 6.0 scoreless innings and surrender 4H-or-fewer in his Major League debut, joining Sam Miltello on 8/9/92 vs. Boston (7.0IP, 1H) and Tacks Neuer on 8/28/1907-G2 vs. Boston (9.0IP, 3H).
- Made his Major League debut along with relievers Stephen Ridings and Brody Koerner on 8/3 vs. Baltimore... according to *Elias*, it marked just the second time in franchise history that the Yankees had three pitchers make their big league debut in the same game (also 9/26/50-G1 vs. Washington-AL - Lew Burdette, Dave Madison, Ernie Nevel).
- Made his second career start on 8/8 vs. Seattle and did not record a decision despite tossing 5.0 scoreless innings...was just the second Yankees pitcher in franchise history to toss at least 5.0 scoreless innings in each of his first two career appearances or starts, joining Slow Joe Doyle, who tossed complete-game shutouts in each of his first two Major League appearances (8/25/1906-G1 vs. Cleveland and 8/30/1906-G1 vs. Washington-AL)... was the eighth Yankees pitcher in franchise history to toss 5.0 scoreless innings and allow 2H-or-fewer within his first two Major League appearances...joined Phil Hughes (6.1IP and 0H on 5/1/07 at Texas), Sam Miltello (7.0IP and 1H on 8/9/92 vs. Boston), Steve Roser (5.0IP and 2H on 5/14/44-G1 vs. Cleveland), Hank Borowy (5.0IP and 0H on 4/18/42 vs. Boston), Johnny Allen (5.2IP and 0H on 5/3/32 at Washington-AL), Rube Manning (8.0IP and 2H on 4/23/1908 at Philadelphia-AL) and Slow Joe Doyle (9.0IP and 2H on 8/30/1906-G1 vs. Washington-AL).
- Combined with Double-A Somerset and Triple-A Scranton/Wilkes-Barre to go 5-1 with one save and a 3.97 ERA (79.1IP, 59H, 37R/35ER, 45BB, 117K) in 20 games (17 starts)...was 1-1 with a 2.64 ERA (30.2IP, 24H, 11R/9ER, 13BB, 50K, 2HR) in seven starts with Double-A Somerset before being promoted to Triple-A Scranton/WB on 6/15...in 13 games (10 starts) with the RailRiders, went 4-0 with one save and a 4.81 ERA (48.2IP, 35H, 26ER, 32BB, 67K, 7HR).
- Was named the Triple-A East "Pitcher of the Week" for 7/19-25 after tossing 6.0 hitless innings on 7/21 vs. Rochester (2BB, 9K)...had combined with RHP Reggie McClain (2.0IP, 2K) and RHP Stephen Ridings (1.0IP) to throw a team no-hitter.
- Following the season, was tabbed by *Baseball America* and MLB Pipeline as the Yankees' No. 4 prospect.

2020

- Spent the season at the Yankees' Alternate Site as part of the 60-man player pool.
- Following the season, pitched for Tigres del Licey of the Dominican Winter League, going 1-1 with a 6.35 ERA (5.2IP, 4ER) in two games (one start).
- Entering the 2021 season, was tabbed by *Baseball America* as the Yankees' No. 4 prospect and as having the "Best Fastball" among Yankees farmhands.

2019

- Combined with Single-A Charleston and Single-A Tampa to go 5-5 with a 2.72 ERA (96.0IP, 29ER) in 20 starts... posted the second-lowest ERA among Yankees minor leaguers.
- Began the season with Charleston, going 4-5 with a 2.39 ERA (83.0IP, 22ER) in 17 starts before being promoted to Tampa on 7/25...in three starts with Tampa, went 1-0 with a 4.85 ERA (13.0IP, 7ER).
- Was named a 2019 South Atlantic League Mid-Season All-Star with Charleston...earned SAL "Pitcher of the Week" honors from 6/10-16...compiled a 0.75 ERA (12.0IP, 11H, 1ER, 3BB, 18K) in two starts over that span.
- Was placed on the minor league injured list from 8/12 (retroactive to 8/10)...was reinstated on 9/13.
- Following the season, was tabbed by *Baseball America* as the Yankees' No. 4 prospect and No. 14 prospect in the South Atlantic League...was also named the Yankees' No. 4 prospect by MLB Pipeline.
- Was added to the Yankees' 40-man roster on 11/20/19.

2018

- Combined with Rookie-level Pulaski and short-season Single-A Staten Island to go 2-3 with a 1.96 ERA (46.0IP, 10ER) in 12 starts...his 13.30 K/9.0IP ratio (68K/46.0IP) led all Yankees farmhands with at least 40.0IP.
- Began the season with Pulaski, going 2-1 with a 1.37 ERA (39.1IP, 6ER) and 58K in 10 starts...led the Appalachian League (min. 35.0IP) in ERA, opponents' BA (.154, 21-for-136) and K/9.0IP ratio (13.27)...earned *Baseball America* Rookie-level All-Star team honors with Pulaski.
- Was promoted to Staten Island on 8/22, posting a 0-2 record with a 5.40 ERA (6.2IP, 4ER) in two starts.
- Following the season, was named by *Baseball America* as the Yankees' No. 26 prospect and No. 19 prospect in the Appalachian League.
- Was acquired by the Yankees from the Minnesota Twins in exchange for OF Jake Cave on 3/16/18.

2017

- Spent the season with the DSL Twins and was 0-2 with a 2.59 ERA (41.2IP, 31H, 15R/12ER, 20BB, 49K, 2HR) in 14 starts.

2016

- Missed the entire 2016 season recovering from right shoulder surgery, performed on 4/27/16 by Dr. Leroy McCarty...was placed on the minor league disabled list on 6/6 and reinstated on 9/7.

2015

- Made his professional debut with the DSL Twins, going 1-2 with two saves and a 4.63 ERA (23.1IP, 15H, 15R/12ER, 26BB, 24K) in 16 relief appearances.



PERSONAL

► Full name is Luis Ángel Gil (pronounced "HEEL").

Gil's Career Pitching Record

Year	Club	W	L	ERA	G	GS	CG	SHO	SV	IP	H	R	ER	HR	HP	BB	SO	WP	BK
2015	DSL Twins	1	2	4.63	16	0	0	0	2	23.1	15	15	12	2	1	26	24	5	0
2016		Did Not Pitch																	
2017	DSL Twins	0	2	2.59	14	14	0	0	0	41.2	31	15	12	2	5	20	49	5	0
2018	Pulaski - a	2	1	1.37	10	10	0	0	0	39.1	21	10	6	1	0	25	58	8	0
	Staten Island	0	2	5.40	2	2	0	0	0	6.2	11	7	4	1	0	6	10	3	1
2019	Charleston	4	5	2.39	17	17	0	0	0	83.0	60	29	22	1	4	39	112	13	1
	Tampa	1	0	4.85	3	3	0	0	0	13.0	11	7	7	0	1	8	11	2	0
2020	YANKEES	Did Not Pitch (Alternate Site)																	
2021	Somerset	1	1	2.64	7	7	0	0	0	30.2	24	11	9	2	0	13	50	3	1
	Scranton/WB	4	0	4.81	13	10	0	0	1	48.2	35	26	26	7	3	32	67	5	0
	YANKEES	1	1	3.07	6	6	0	0	0	29.1	20	11	10	4	1	19	38	1	0
2022	Scranton/WB	0	3	7.89	6	6	0	0	0	21.2	21	20	19	6	0	15	31	2	0
	YANKEES - b	0	0	9.00	1	1	0	0	0	4.0	5	4	4	0	0	2	5	1	0
2023	Tampa - c	0	0	11.25	2	2	0	0	0	4.0	6	5	5	0	0	3	6	0	0
2024	YANKEES - d	15	7	3.50	29	29	0	0	0	151.2	104	60	59	18	8	77	171	6	2
	Somerset	0	0	7.36	1	1	0	0	0	3.2	4	3	3	0	1	2	6	0	0
Minor League Totals		13	16	3.56	91	72	0	0	3	315.2	239	148	125	22	15	189	424	46	3
Major League Totals		16	8	3.55	36	36	0	0	0	185.0	129	75	73	22	9	98	214	8	2

Signed by Minnesota as a non-drafted free agent on February 13, 2015.

a – Acquired by the Yankees from the Minnesota Twins in exchange for OF Jake Cave on March 16, 2018.

b – Placed on the 60-day injured list on August 28, 2022 recovering from right elbow reconstruction and missed the remainder of the season.

c – Placed on the 60-day injured list on March 30, 2023 recovering from right elbow surgery and missed the remainder of the season.

d – Placed on the 15-day injured list from August 21 - September 5, 2024 with a lower back strain.

Gil's Postseason Record

Year	Club vs. Opp.	W	L	ERA	G	GS	CG	SHO	SV	IP	H	R	ER	HR	HP	BB	SO	WP	BK
2024	NY Yankees vs. CLE (CS)	0	0	4.50	1	1	0	0	0	4.0	3	2	2	0	0	3	3	0	0
	NY Yankees vs. LAD (WS)	0	0	9.00	1	1	0	0	0	4.0	5	4	4	2	0	2	1	0	0
LCS Totals		0	0	4.50	1	1	0	0	0	4.0	3	2	2	0	0	3	3	0	0
World Series Totals		0	0	9.00	1	1	0	0	0	4.0	5	4	4	2	0	2	1	0	0
POSTSEASON TOTALS		0	0	6.75	2	2	0	0	0	8.0	8	6	6	2	0	5	4	0	0

Gil's Career Fielding Record

Position	PCT	G	PO	A	E	TC	DP
Pitcher	.880	36	14	8	3	25	1

Gil's Career Bests and Streaks

COMPLETE GAMES: None. LOW-HIT COMPLETE GAME: None. IP (START): 8.0, 5/29/24 at LAA. IP (RELIEF): N/A. HITS: 8, 6/20/24 vs. BAL. RUNS: 7, 6/20/24 vs. BAL. EARNED RUNS: 7, 6/20/24 vs. BAL. BB: 7 - 2 times (last on 4/15/24 at TOR). SO: 14, 5/18/24 vs. CWS. HR: 4, 9/28/24 vs. PIT. WINNING STREAK: 9g, 4/21-6/14/24. LOSING STREAK: 4g, 6/20-7/7/24. SCORELESS STREAK (IP): 18.2, 8/3-9/8/21.

Pitcher of the Month: May 2024

Player of the Week: None

Rookie of the Month: May 2024

Yankees Have a Fan in Fashion

Growing up as the youngest of Frank and Frieda Lifshitz's four children, Ralph Lauren didn't know what a fashion designer was and preferred to be either a movie star or a ballplayer. As homage to his baseball passion, the numbers 3, 4, 5, and 7 appear on the sleeves of his "Big Pony" line of shirts, representing the Yankees uniform numbers of Babe Ruth, Lou Gehrig, Joe DiMaggio and Mickey Mantle.

In recognition of the 50th anniversary of the Ralph Lauren company in 2018, Ralph Lauren and Major League Baseball partnered to create a limited-edition Ralph Lauren Yankees collection. The collaboration featured a classic baseball jacket, a New Era baseball cap, a Wilson baseball glove, and a Rawlings commemorative baseball.

In honor of the event, Ralph Lauren threw out a ceremonial first pitch prior to a Yankees vs. Red Sox game at Yankee Stadium in September 2018.



PAUL GOLDSCHMIDT • INF

48

HT: 6-2 • **WT:** 225 • **BATS:** R • **THROWS:** R
BIRTHDATE: 9/10/87 • **OPENING DAY AGE:** 37
BIRTHPLACE: Wilmington, Del.
RESIDES: Palm Beach Gardens, Fla.
COLLEGE: Texas State University
M.L. SERVICE: 13 years, 59 days



SUITS

- ▶ Signed a one-year Major League contract with the Yankees on December 30, 2024

CAREER NOTES

- ▶ In 14 Major League seasons with the Arizona Diamondbacks (2011-18) and St. Louis Cardinals (2019-24), has batted .289/.381/.510 (2,056-for-7,119) with 1,204R, 446 doubles, 23 triples, 362HR, 1,187RBI, 1,050BB and 169SB in 1,928 career games.
- ▶ Is a seven-time All-Star (2013-18 and '22), four-time Gold Glove Award winner (2013, '15, '17 and '21) and was the 2022 National League Most Valuable Player... has also been named the National League Hank Aaron Award winner twice (2013, '22)...his five Silver Slugger Awards at first base (2013, '15, '17, '18 and '22) are the most by a first baseman since the award's inception in 1980.
- ▶ Since his first full Major League season in 2012, leads the Majors in runs batted in (1,161), go-ahead RBI (307) and games played (1,880), ranks second in runs scored (1,176), total bases (3,560), times on base (3,096), doubles (437) and extra-base hits (813), third in hits (2,017) and game-winning RBI (139), tied for third in walks (1,030), fourth in home runs (354), fifth in WAR among position players (55.8, FanGraphs), seventh in on-base percentage (.382) and 10th in OPS (.894).
- ▶ Has finished in the top-three in National League MVP voting four times and in the top-10 six times (first in 2022, second in 2013 and 2015, third in 2017, and sixth in 2018 and 2021), winning the award in 2022 after batting .317/.404/.578 (178-for-561) with 106R, 41 doubles, 35HR, 115RBI and 79BB in 151 games with the Cardinals.
- ▶ Has appeared in at least 150 games in each of the last nine non-shortened seasons (2015-19, '21-24), the only player in the Majors to accomplish the feat over that span (since 2015)...has also appeared in at least 145 games in 11 of his last 12 non-shortened seasons (2012-13, '15-19, '21-24), the most by any Major League player during that stretch (since 2012).
- ▶ He has made the postseason six times (2011, '17, '19-22), batting .261/.333/.576 (24-for-92) with 13R, 5 doubles, 8HR, 16RBI and 8BB in 23 playoff games...four of his eight postseason HR have given his team the lead...in 12 division series games, has hit .354/.426/.750 (17-for-48) with 10R, 4 doubles, 5HR, 10RBI, 5BB and 1SB.
- ▶ Has hit at least 20 home runs 11 times in his career (2012-13, '15-19 and '21-24), tied with Giancarlo Stanton for the most 20-home run seasons since 2012...his six 20HR seasons with Arizona were tied with Luis Gonzalez for the most in franchise history.
- ▶ His seven 30-homer seasons (2013, '15, '17-19 and '21-22) since 2013 are tied for the most in the Majors over that span (also Nolan Arenado, Nelson Cruz, Edwin Encarnación and Manny Machado)...his four 30HR seasons with Arizona were the most by a player in franchise history.
- ▶ His 362 career home runs are the third-most among active players, trailing only Stanton (429HR) and Mike Trout (378HR).
- ▶ Has hit 3HR in a game three times...is one of only four players to record at least three 3HR games since 2017, joining Mookie Betts (four), Yordan Alvarez (three) and Kyle Schwarber (three).
- ▶ In his career, has hit .323/.423/.586 (530-for-1,643) with 111 doubles, 9 triples, 101HR and 289BB vs. left-handed pitchers...among all Major League players since 1974 with at least 750 career plate appearances against left-handed pitching, ranks seventh in OPS (1.009), eighth in on-base percentage and ninth in slugging percentage.
- ▶ Has hit .295/.421/.507 (496-for-1,679) with 103 doubles, 9 triples, 78HR, 760RBI, 393BB and 55SF with runners in scoring position in his career.
- ▶ Has batted at least .290 in nine of his last 12 seasons (since 2013)...joins Freddie Freeman (nine) and Jose Altuve (nine) as the only other batters to record as many seasons over that span.
- ▶ Was the only National League player and one of three Major League players to be named an All-Star each season from 2013-18 (also Mike Trout and Salvador Perez).
- ▶ Has posted a career .997 fielding percentage (54E/16,788TC) in 1,845 career games at first base, the highest fielding percentage among Major League first basemen since 2011 (min. 650 games).
- ▶ Ranks first in Arizona franchise history in walks (655), OBP (.398, min. 1,000PA), SLG (.532, min. 1,000PA), and OPS (.930, min. 1,000PA), second in BA (.297, min. 1,000PA), hits (1,182), runs scored (709), doubles (267), home runs (209), RBI (710) and extra-base hits (495)...his six All-Star selections were the most in Diamondbacks history.
- ▶ Has played for Team USA twice during the World Baseball Classic, winning the Gold Medal in 2017 and the Silver Medal in 2023.
- ▶ Has made 13 career Opening Day rosters (2012-18 with Arizona and 2019-24 with St. Louis).

CAREER HIGHLIGHTS

NL Most Valuable Player
 ▶ 2022

NL All-Star Team
 ▶ 2013, 2014, 2015, 2016, 2017, 2018, 2022

NL Hank Aaron Award Winner
 ▶ 2013, 2022

NL Silver Slugger Award
 ▶ 2013, 2015, 2017, 2018, 2022

NL Gold Glove Award
 ▶ 2013, 2015, 2017, 2021

All-MLB First Team
 ▶ 2022

Wilson Defensive Player of the Year at 1B
 ▶ 2015



2024

- ▶ Hit .245 (147-for-599) with 70R, 33 doubles, 1 triple, 22HR, 65RBI, 47BB and 11SB in 154 games with the Cardinals.
- ▶ Among Major League first basemen, ranked third in games played (150) and sixth in fielding percentage (.996, 5E/1,323TC).
- ▶ Batted .295/.366/.473 (43-for-146) with 11 doubles, 5HR and 16BB vs. left-handed pitching.
- ▶ 12 of his 22HR either tied the game (two) or gave the Cardinals the lead (10).
- ▶ Recorded his only multi-HR game on 5/26 vs. Chicago-NL.
- ▶ Homered in back-to-back games twice: 5/26-27 and 7/8-10.
- ▶ Hit his 350th career HR on 6/22 vs. San Francisco with a two-run HR in the first inning.
- ▶ Over his final 44 games of the season (8/8-9/29), batted .292/.337/.497 (47-for-161) with 15R, 16 doubles, 1 triple, 5HR, 22RBI and 12BB.
- ▶ Recorded his 2,000th career hit with a two-run HR in the 10th inning on 7/26 vs. Washington.
- ▶ Recorded his 11th career "walk-off" hit and eighth career "walk-off" HR in the ninth inning on 7/28 vs. Washington.
- ▶ Was the Cardinals nominee for the Roberto Clemente Award.

2023

- ▶ In 154 games with the Cardinals, batted .268/.363/.447 (159-for-593) with 89R, 31 doubles, 25HR, 80RBI, 87BB and 11SB.
- ▶ Ranked sixth in the National League in walks and multi-hit games (50), and was tied for sixth in times on base (249).
- ▶ Led the club in games played...was the only player on the Cardinals roster to be active for every game of the regular season.
- ▶ Posted a .998 (2E/1,165TC) fielding percentage, the third-best fielding pct. among Major League first basemen.
- ▶ Hit .295/.376/.450 (44-for-149) with 8 doubles, 5HR and 20BB vs. left-handed pitching.
- ▶ Reached base multiple times in a team-leading 79 games.
- ▶ 15 of his 25HR gave the Cardinals the lead.
- ▶ Recorded three multi-HR games: 3HR on 5/7 vs. Detroit and 2HR on 4/26 at San Francisco and 5/23 at Cincinnati.
- ▶ Stole 30 consecutive bases without getting caught from 8/11/19-5/19/23...at the time, was the longest active stolen base streak in the Majors and the second-longest in Cardinals history behind Vince Coleman (50).
- ▶ Batted .284/.369/.475 (97-for-341) with 52R, 20 doubles, 15HR, 46RBI and 45BB in 87 games prior to the All-Star break.
- ▶ Reached base safely in each of his first 18 games of the season, the longest season-opening on-base streak of his career and the longest by a Cardinal since Matt Holliday recorded a season-opening 45-game on-base streak in 2015.
- ▶ Recorded his third career 3HR game on 5/7 vs. Detroit and his second as a Cardinal...marked the 22nd 3HR game in franchise history...became fifth player in franchise history to record multiple 3HR games, joining Johnny Mize (four), Albert Pujols (four), Mark McGwire (three) and Stan Musial (two).
- ▶ Was the Cardinals nominee for the Roberto Clemente Award.

2022

- ▶ Was named the National League Most Valuable Player after hitting .317/.404/.578 (178-for-561) with 106R, 41 doubles, 35HR, 115RBI, 79BB and 7SB in 151 games...received 22-of-30 first place votes and appeared first or second on every ballot...was named to his seventh career All-Star team...set career highs in SLG and XBH (76).
- ▶ Was the 17th player (21st time) in franchise history to be named MVP, joining Albert Pujols (3x: 2005, '08-'09), Willie McGee (1985), Keith Hernandez (1979), Joe Torre (1971), Bob Gibson (1968), Orlando Cepeda (1967), Ken Boyer (1964), Stan Musial (three times: 1943, '46, '48), Marty Marion (1944), Mort Cooper (1942), Joe Medwick (1937), Dizzy Dean (1934), Frank Frisch (1931), Jim Bottomley (1928), Bob O'Farrell (1926) and Rogers Hornsby (1925).
- ▶ Ranked third in the Majors in BA (third in NL), SLG (first in NL), OPS (.981, first in NL) and total bases (324, second in NL), fourth in runs scored (third in NL), RBI (second in NL), OBP (second in NL) and times on base (262, third in NL), tied for fifth in WAR among position players (6.8, FanGraphs), tied for third in NL, sixth in extra-base hits (76, fourth in NL), tied for eighth in HR (tied for fifth in NL), 10th in walks (seventh in NL) and tied for 10th in doubles (sixth in NL).
- ▶ Won his fifth career Silver Slugger Award, marking the most by a first baseman since the award's inception in 1980.
- ▶ Was named the NL Hank Aaron Award winner for the second time in his career (also 2013 with Arizona), which recognizes the most outstanding regular season offensive performer in each league.
- ▶ Was named the National League Outstanding Player by the MLBPA Player's Choice...was named a member of the All-MLB First Team...earned *Baseball America* All-Star First Team honors.
- ▶ Was the Cardinals nominee for the Roberto Clemente Award and the MLBPA Heart and Hustle Award.
- ▶ Was a Gold Glove finalist after posting a Major League-best .999 fielding percentage (1E/1,163TC) at first base...was the highest fielding pct. by a first baseman in franchise history.
- ▶ Hit at least 30HR for the seventh time in his career.
- ▶ Was named the National League "Player of the Week" three times: 6/13-19, 7/18-24 and 8/15-21.
- ▶ Hit .411/.515/.813 (46-for-112) with 12 doubles, 11HR and 23BB against left-handed pitching...among Major Leaguers vs. lefties, ranked first in BA, OBP, SLG and OPS (1.327)...his .813 SLG and 1.327 OPS vs. lefties were the highest marks by a Cardinal since 1974...his .411 BA and .515 OBP were the second-highest by a Cardinal since 1974, trailing only Albert Pujols (higher .411 BA and .518 OBP in 2008).
- ▶ Batted .308/.426/.556 (36-for-117) with 8 doubles, 7HR, 67RBI and 26BB with RISP.
- ▶ In 77 home games, hit .347/.439/.653 (94-for-271) with 59R, 17 doubles, 22HR, 67RBI and 45BB...led the Majors in BA, OBP and OPS (1.092) at home and ranked second in SLG.



- ▶ Homered in consecutive games eight times: 4G from 7/16-24, 3G from 5/26-28 and 6/13-14(G2), and 2G from 5/15-17(G1), 6/26-27, 8/2-4(G1), 8/11-12 and 8/19-20.
- ▶ Recorded three multi-HR games: 6/14 vs. Pittsburgh, 7/24 at Cincinnati and 8/25 at Chicago-NL.
- ▶ Recorded a career-high 46-game on-base streak from 4/22-6/10, batting .377/.453/.680 (66-for-175) with 34R, 17 doubles, 12HR, 46RBI and 25BB over that span...marked the longest on-base streak in the Majors in 2022 and the longest since Tampa Bay's Tommy Pham posted a 48-game streak from 2018-19...was tied for the 10th-longest in franchise history and was the longest by a Cardinal since Matt Holliday's 47-game streak from 2014-15.
- ▶ Was named the National League "Player of the Month" for May after hitting .404/.471/.817 (42-for-104) with 20R, 13 doubles, 10HR, 33RBI and 14BB in 27 games...his 33RBI were his most in a single calendar month in his career...led the Majors in RBI, SLG, OPS (1.288) and XBH (23), tied for first in go-ahead RBI (eight, tied for first in NL), ranked third in home runs (second in NL), BA (second in NL) and OBP (second in NL), tied for sixth in game-winning RBI (four, tied for third in NL) and tied for ninth in runs scored (tied for fourth in NL)...marked his third career monthly award...joined Hall of Famer Stan Musial (September 1953) as the only two Cardinals in franchise history to bat at least .400 and hit at least 10HR in a single calendar month...his 42H were the most by a Cardinal in a month since Albert Pujols recorded 51H in June 2003...his 23XBH set a franchise record for the month of May and were the most by a Cardinal in a single calendar month since Albert Pujols recorded 24XBH in June 2009.
- ▶ Posted a 25-game hitting streak from 5/7-6/3, batting .424/.482/.869 (42-for-99) with 22R, 14 doubles, 10HR, 36RBI, 12BB and 15B over that span...marked the longest single-season hitting streak of his career...was the second-longest hitting streak in the Majors in 2022, trailing only Trea Turner's 26-game streak...was the longest hitting streak by a Cardinal since Albert Pujols' 30-game streak in 2003.
- ▶ Recorded his 10th career "walk-off" hit, seventh career "walk-off" HR and his seventh career grand slam with a "walk-off" grand slam in the 10th inning on 5/23 vs. Toronto.
- ▶ Hit 3HR and drove in eight RBI during a doubleheader on 6/14 vs. the Pirates, becoming the first Cardinal with eight RBI in a single day since Fernando Tatis in April 1999 (two grand slams in the same inning).
- ▶ Scored his 1,000th career run on 7/5 at Atlanta.
- ▶ Was selected to his seventh career All-Star team...marked his fourth starting assignment in the Midsummer Classic...in his only AB, hit a solo HR in the first inning.
- ▶ Hit his 300th career HR with a two-run shot off Nick Lodolo on 7/16 vs. Cincinnati.
- ▶ During the month of August, hit .343/.448/.667 (35-for-102) with 25R, 6 doubles, 9HR, 27RBI and 19BB in 28 games.
- ▶ Recorded his 1,000th career RBI on 7/23 at Cincinnati with an RBI single in the third inning.
- ▶ Recorded his 11th career "walk-off" plate appearance on a fielder's choice in the 11th inning on 9/17-G2 vs. Cincinnati.
- ▶ In the Cardinal's two postseason games, went 0-for-7 with 1HP.

2021

- ▶ Batted .294/.365/.514 (177-for-603) with 102R, 36 doubles, 2 triples, 31HR, 99RBI, 67BB and 12SB in 158 games with the Cardinals.
- ▶ Ranked seventh in hits (fourth in NL) and times on base (248, fifth in NL), was tied for ninth in total bases (310, third in NL) and game-winning RBI (15, fourth in NL)...ranked fifth in the NL in runs scored, sixth in multi-hit games (48) and games played, tied for seventh in RBI, tied for eighth in go-ahead RBI (23) and 10th in BA.
- ▶ Won his fourth career Gold Glove Award...led Major League first basemen in fielding percentage (.998, 2E/1,252TC) and ultimate zone rating (3.5), and was tied for first in defensive runs saved (nine, tied for first in NL, FanGraphs)...became the fourth first baseman in Cardinals history to win a Gold Glove Award, joining Albert Pujols (2006, '10), Keith Hernandez (1978-83) and Bill White (1960-65)...was one of five Cardinals in 2021 to win a Gold Glove (also Tommy Edman-2B, Nolan Arenado-3B, Tyler O'Neill-OF, Harrison Bader-OF), marking the first time in Major League history a team had five Gold Glove winners in a single season.
- ▶ Hit .331/.379/.486 (47-for-142) with 7 doubles, 5HR, 65RBI and 14BB with RISP.
- ▶ Finished sixth in the National League MVP voting.
- ▶ Batted .350/.413/.650 (43-for-123) with 11 doubles, 1 triple, 8HR and 13BB vs. left-handed pitching...among Major Leaguers vs. lefties in 2021, ranked third in BA (second in NL) and fourth in OBP (third in NL), SLG (second in NL) and OPS (1.063, second in NL).
- ▶ Went 12-for-12 in stolen base attempts.
- ▶ Recorded three multi-HR games: 8/25 vs. Detroit, 9/1-G1 at Cincinnati and 9/23 at Milwaukee.
- ▶ Homered in consecutive games three times: 3G from 7/10-17 and 9/22-24(G1) and 2G from 8/30-9/1(G1).
- ▶ Was the Cardinals nominee for the Roberto Clemente Award.
- ▶ Hit his 250th career home run on 4/13 vs. Washington with a solo shot off Stephen Strasburg in the first inning.
- ▶ Recorded his 1,500th career hit with a sixth-inning single off Tyler Duffey on 7/30 vs. Minnesota.
- ▶ Over his final 54 games (8/4-10/3), batted .348/.425/.657 (70-for-201) with 46R, 18 doubles, 1 triple, 14HR, 42RBI, 27BB and 55B...over that span, led the Majors in runs scored, ranked second in BA (first in NL), tied for second in XBH (33, second in NL), third in OBP (third in NL) and SLG (third in NL), fourth in OPS (1.082, fourth in NL) and tied for fourth in hits (tied for second in NL).
- ▶ Recorded his eighth career "walk-off" hit and sixth career "walk-off" HR in the ninth inning on 6/15 vs. Miami.
- ▶ Recorded his ninth career "walk-off" hit with a "walk-off" single in the ninth inning on 10/1 vs. Chicago-NL.
- ▶ Went 1-for-3 with 2BB in the Cardinals' 3-1 loss at Los Angeles-NL in the NL Wild Card Game.

2020

- ▶ Batted .304/.417/.466 (58-for-191) with 31R, 13 doubles, 6HR, 21RBI, 37BB and 15B in 58 games with St. Louis.
- ▶ Ranked seventh in the Majors in OBP (fifth in NL) and was tied for ninth in times on base (96, tied for fifth in NL)...also ranked eighth in the NL in pitches per plate appearance (4.20) and was also tied for eighth in walks.



- ▶ Played in all 58 of the Cardinals' games.
- ▶ Led the team in games played, hits, BA, OBP, SLG, OPS (.883), runs scored, doubles, walks, multi-hit games (13), total bases (89) and extra-base hits (19).
- ▶ Reached base in 53 of his 58 games, hitting safely in 41 of those games.
- ▶ Walked in a career-high 12 straight games from 8/17(G2)-8/27(G1)...was longest streak in the Majors in 2020 and the second-longest streak in franchise history, trailing only Jack Clark's 16-game streak in 1987.
- ▶ Posted a 23-game on-base streak from 7/29-9/1, tied for the fifth-longest on-base streak in the Majors in 2020...batted.362/.521/.551 (25-for-69) with 16R, 7 doubles, 2HR, 10RBI and 23BB over that span.
- ▶ Collected his 300th career double on 9/14-G2 at Milwaukee.
- ▶ Appeared in three postseason games during the NL Wild Card Series at San Diego, batting .231/.286/.769 (3-for-13) with 2R, 1 double, 2HR, 3RBI and 1BB...homered in the first two games of the series...hit a two-run home run on the first pitch of his first at-bat in Game 1 to give the Cardinals a 2-0 lead...was his second career postseason game-winning RBI.

2019

- ▶ In his first season with the Cardinals, hit .260/.346/.476 (155-for-597) with 97R, 25 doubles, 1 triple, 34HR, 97RBI, 78BB and 3SB in 161 games.
- ▶ Was tied for sixth in the Majors in games played (tied for second in NL), ranked seventh in pitches per plate appearance (4.23, fifth in NL), tied for seventh in game-winning RBI (15, tied for fourth in NL) and tied for 10th in go-ahead RBI (26, tied for sixth in NL).
- ▶ Hit at least 30HR for the fifth time in his career and for his third straight season (also 2013, '15, '17-18).
- ▶ Led the team in hits, home runs, RBI, walks, SLG, game-winning RBI, go-ahead RBI and multi-hit games (46), and tied for the team lead in runs scored.
- ▶ His 161 games played were the most by a Cardinal since Albert Pujols in 2005 (also 161G)...the only game he did not play in was Game 2 on 9/1 vs. Cincinnati, the fourth game of back-to-back doubleheaders.
- ▶ Was a finalist for a Rawlings Gold Glove Award after leading Major League first basemen in games played, total chances (1,372) and fielding percentage (.996).
- ▶ His 58 RBI vs. NL Central opponents were the most in the Majors and the most by a Cardinal since Albert Pujols' 72RBI in 2010...also hit 20 home runs vs. NL Central teams, the third-most in the Majors behind Cincinnati's Eugenio Suárez (25) and Milwaukee's Christian Yelich (21).
- ▶ Homered in consecutive games three times: career-high six straight games from 7/22-27 and 2G from 7/5-6 and 9/23-24...his six straight games with a HR matched the longest streak in Cardinals history (also 6G by Matt Carpenter in 2018 and Mark McGwire in 1997).
- ▶ 17 of his 34 home runs either tied the game (three) or gave his team the lead (14).
- ▶ 17 of his 34HR came on two-strike counts, the third-most in the NL behind the Mets' Pete Alonso (19) and Cincinnati's Eugenio Suárez (19).
- ▶ Hit 9HR in his first 23 games of the season.
- ▶ Recorded his second career 3HR game on 3/29 at Milwaukee (also 8/3/17 at Chicago-NL with Arizona)...became the 12th Cardinal (21st instance) to hit 3HR in game...was only the second Cardinals player to hit 3HR from the No. 2 spot in the starting lineup (also Bill White on 7/5/61 at Los Angeles-NL)...was only the sixth player in Major League history to hit 3HR in a game within his club's first two games of a season, joining Chicago-AL's Matt Davidson (3HR on 3/29/18 at Kansas City), Detroit's Dmitri Young (4/4/05 vs. Kansas City), the Yankees' Tino Martinez (4/2/97 at Seattle), Chicago-NL's Karl Rhodes (4/4/94 vs. the Mets) and Toronto's George Bell (4/4/88 at Kansas City).
- ▶ Recorded his seventh career "walk-off" hit and fifth career "walk-off" HR with a "walk-off" HR in the 11th inning on 6/19 vs. Miami.
- ▶ Was named the National League "Player of the Month" for July after hitting .308/.360/.725 (28-for-91) with 20R, 5 doubles, 11HR, 27RBI and 8BB...was tied for first in the NL in RBI, ranked second in HR, tied for second in XBH (16), runs scored and game-winning RBI (four), third in SLG and fifth in OPS (1.085)...was his second career monthly award...his 11HR matched his career high in a single calendar month (also 11HR in August 2017).
- ▶ Homered in five straight games vs. the Pirates from 7/17-25, one shy of the Major League record of six straight games against the club shared by Eddie Mathews (8/3-29/56) and Rogers Hornsby (5/29-6/24/1925-G2).
- ▶ Hit a go-ahead grand slam in the 10th inning on 7/22 at Pittsburgh...marked his fifth career grand slam...the HR went into the Allegheny River, becoming the 34th different player (52nd instance) to hit a HR into the river and first ever by a right-handed hitter.
- ▶ Was named the National League "Player of the Week" for 7/22-28, his third career weekly honor.
- ▶ His 18HR and 60RBI after the All-Star break set career highs...his 60RBI over that span were the second-most in the National League, trailing only Anthony Rendon (64)...his 60RBI were also the most by a Cardinal following the All-Star break since Albert Pujols (66 in 2008).
- ▶ Recorded a career-high 7RBI and hit his sixth career grand slam on 9/13 vs. Milwaukee...also hit a three-run HR in the sixth inning.
- ▶ Hit his 100th career home run at Chase Field on 9/23 in his first game back in Arizona as a member of the Cardinals.
- ▶ In nine postseason games, batted .270/.308/.541 (10-for-37) with 5R, 4 doubles, 2HR, 2RBI and 2BB...hit .429/.478/.905 (9-for-21) with 5R, 4 doubles, 2HR, 2RBI and 2BB in five games during the NLDS vs. Atlanta...his nine hits were tied with Marcell Ozuna (nine in 2019) and Fernando Vina (nine in 2002) for the most by a Cardinals player in a division series in franchise history.
- ▶ Signed a five-year contract extension through the 2024 season on 3/23.



2018

- ▶ In 158 games with Arizona, batted .290/.389/.533 (172-for-593) with 95R, 35 doubles, 5 triples, 33HR, 83RBI, 90BB and 75B...was named to his sixth career All-Star team.
- ▶ Ranked seventh in the Majors in times on base (268, third in NL), eighth in OPS (.922, third in NL) and tied for 10th in total bases (316, fifth in NL)...was tied for fifth in the NL in game-winning RBI (13), ranked sixth in walks, OBP and XBH (73), seventh in SLG, ninth in runs scored and tied for 10th in go-ahead RBI (23).
- ▶ Won his fourth career Silver Slugger Award...finished sixth in National League MVP voting.
- ▶ Marked his franchise-record fourth 30HR season.
- ▶ Hit .339/.415/.638 (104-for-307) with 55R, 23 doubles, 3 triples, 21HR, 51RBI, 38BB and 6SB in 79 road games... among Major League players on the road, ranked second in BA (first in NL), SLG (first in NL) and OPS (1.053, second in NL), tied for second in XBH (47, tied for second in NL), tied for fourth in HR (tied for second in NL), fifth in OBP (third in NL), seventh in runs scored (fourth in NL) and tied for 10th in RBI (tied for fourth in NL).
- ▶ Reached base safely in a club-record 48 straight road games from 5/27-9/12.
- ▶ Homered in back-to-back games six times: 2G from 4/10-11, 4/14-15, 6/8-9, 6/14-15, 6/18-19 and 9/6-7... recorded back-to-back multi-homer games for the first time in his career from 6/8-9 at Colorado...was the fourth player in franchise history to accomplish the feat, joining Reggie Sanders (2G from 4/20-21/01), Tony Clark (2G from 9/16-17/05) and Jean Segura (2G from 9/13-14/16).
- ▶ Recorded three multi-HR games: 6/8 at Colorado, 6/9 at Colorado and 8/12 at Cincinnati.
- ▶ 23 of his 33HR either tied the game (five) or gave his team the lead (18).
- ▶ His 13HR in the first inning were tied with Nolan Arenado and José Ramírez for the most in the Majors.
- ▶ Was the Diamondbacks nominee for the Roberto Clemente Award and the MLBPA Heart and Hustle Award.
- ▶ Over his final 110 games from 5/23-9/30, hit .328/.418/.606 (138-for-421) with 68R, 27 doubles, 3 triples, 28HR, 70RBI and 62BB...had hit .198 (34-for-172) over his first 48 games (3/29-5/22).
- ▶ Was named the National League "Player of the Month" for June after hitting .364/.460/.738 (39-for-107) with 25R, 8 doubles, 1 triple, 10HR, 23RBI and 17BB in 27 games...marked his first career monthly award...ranked second in the Majors in BA (first in NL) and OPS (1.199, second in NL), third in SLG (third in NL), tied for third in HR (tied for first in NL), tied for fifth in RBI (tied for second in NL) and sixth in OBP (third in NL).
- ▶ Was named the National League "Player of the Week" for 6/4-10.
- ▶ Was selected to his sixth career All-Star team, setting a franchise record (previous: five by Luis Gonzalez and Randy Johnson)...marked his third career All-Star start...was the only National League player to be named an All-Star each season from 2013-18 and one of three Major League players to accomplish the feat over that span, joining Mike Trout and Salvador Perez...went 0-for-1 with 1BB in the NL's 8-6 loss.
- ▶ Hit his 200th career home run on 8/3 vs. San Francisco with a solo HR in the first inning off Chris Stratton.
- ▶ Reached base safely in 10 consecutive plate appearances from 8/17-8/19 at San Diego.
- ▶ Hit his 96th career home run at Chase Field on 8/22 vs. Los Angeles-AL, setting a franchise record for HR at Chase Field, surpassing Luis Gonzalez (95).
- ▶ Was acquired by the Cardinals from the Diamondbacks in exchange for C Carson Kelly, RHP Luke Weaver, INF Andy Young and a 2019 competitive balance draft pick on 12/5.

2017

- ▶ In 155 games with Arizona, batted .297/.404/.563 (166-for-558) with 117R, 34 doubles, 3 triples, 36HR, 120RBI, 94BB and 185B...set a career high in runs scored...tied his career high in HR (also 36HR in 2013)...was named to his fifth career All-Star team.
- ▶ Finished third in National League Most Valuable Player voting (239 points), behind Giancarlo Stanton (302 points) and Joey Votto (300 points).
- ▶ Won his third career Silver Slugger Award.
- ▶ Ranked fourth in the Majors in runs scored (third in NL) and RBI (fourth in NL), tied for sixth in walks (fourth in NL) and go-ahead RBI (29, tied for fifth in NL), seventh in OPS (.966, fifth in NL), eighth in OBP (fifth in NL) and 10th in extra-base hits (73, fourth in NL)...also ranked sixth in the NL in total bases (314), tied for seventh in stolen base percentage (78.3%), eighth in SLG and tied for ninth in game-winning RBI (12).
- ▶ Won his third career Gold Glove Award...among Major League first basemen, ranked second in defensive runs saved (14, second in NL, FanGraphs), putouts (1,254, second in NL), third in assists (103, third in NL), fourth in total chances (1,361, fourth in NL) and sixth in fielding percentage (.997, third in NL).
- ▶ Hit .311/.422/.591 (41-for-132) with five doubles, 1 triple, 10HR and 26BB vs. left-handed pitching.
- ▶ Hit .365/.488/.597 (58-for-159) with 11 doubles, 1 triple, 8HR, 80RBI and 38BB with RISP...among Major Leaguers with RISP, ranked fifth in OBP (fourth in NL) and seventh in BA (sixth in NL).
- ▶ Was the Diamondbacks nominee for the Roberto Clemente Award and the MLBPA Heart and Hustle Award.
- ▶ Recorded three multi-HR games: 3HR on 8/3 at Chicago-NL and 2HR on 5/5 at Colorado and 5/14 vs. Pittsburgh.
- ▶ Homered in back-to-back games six times: 2G from 4/23-25, 5/4-5, 5/13-14, 6/11-13, 6/18-20 and 8/27-30.
- ▶ Reached base safely in a club-record 42 straight home games from 9/18/16-6/27/17.
- ▶ Stole 25 straight bases without getting caught from 8/11/16-5/2/17.
- ▶ On 4/6 vs. San Francisco, recorded his 848th career hit with a solo HR in the fourth inning, surpassing Steve Finley (847) for sole possession of second-place on the club's all-time hit list.
- ▶ Drove in multiple runs in a career-high and club-record five straight games from 4/21-26.
- ▶ Reached base safely in nine consecutive plate appearances from 4/25-4/26 vs. San Diego.
- ▶ Scored a run in eight straight games from 5/12-20, tied for the longest streak of his career (also 8G from 9/13-20).
- ▶ On 5/16 vs. New York-NL, stole home for the eighth time in Diamondbacks history.
- ▶ During the month of June, batted .347/.441/.632 (33-for-95) with 23R, 6 doubles, 7HR, 13BB and 27RBI in 25 games.



- ▶ Hit his 154th career home run on 6/11 vs. Milwaukee, surpassing Steve Finley (153) for second-place on the Diamondbacks' all-time HR list.
- ▶ With his 20HR prior to the All-Star break and Jake Lamb's 20HR prior to the break, the duo became the second set of teammates in club history to each hit at least 20HR prior to the break, joining Jay Bell (24) and Matt Williams (23) in 1999.
- ▶ Was selected to his fifth career All-Star team...became the first player in Diamondbacks history to be named to five straight All-Star games...went 0-for-2 in the NL's 2-1 loss.
- ▶ Recorded 31RBI during the month of August, tied with Steve Finley (31RBI in May 2000) for the third-most by a Diamondbacks player in a single month, trailing J.D. Martinez (36RBI in Sept. 2017) and Luis Gonzalez (35RBI in June 2001)...his 11HR in August were also tied for the fourth-most by a Diamondbacks player in a single calendar month, trailing only J.D. Martinez's 16HR in September 2017 and Luis Gonzalez's 13HR in April 2001 and 12HR in June 2001.
- ▶ Recorded his first career three-home run game on 8/3 at Chicago-NL...became the eighth player in franchise history (10th time) to hit 3HR in a game...hit a three-run HR in the first inning, a two-run HR in the fifth inning and a solo HR in the ninth inning.
- ▶ Missed five games from 9/3-9 due to right elbow inflammation.
- ▶ Recorded his 1,000th hit with a third-inning double on 9/13 vs. Colorado off German Márquez, becoming the second player in franchise history to accomplish the feat, joining Luis Gonzalez.
- ▶ In four postseason games, batted .188/.235/.563 (3-for-16) with 2R, 2HR, 5RBI and 1BB...hit go-ahead two-run HR in the first inning of NLDS Game 2 at Los Angeles-NL.
- ▶ Played for Team USA in the World Baseball Classic and won the Gold Medal.

2016

- ▶ Hit .297/.411/.489 (172-for-579) with 106R, 33 doubles, 3 triples, 24HR, 95RBI, 110BB and 32SB in 158 games...was named to his fourth career All-Star team.
- ▶ Ranked second in the Majors in walks (first in NL), fourth in OBP (third in NL) and seventh in stolen base percentage (86.5%, third in NL)...also ranked fourth in the NL in runs scored, seventh in stolen bases, tied for seventh in go-ahead RBI (27) and 10th in OPS (.899).
- ▶ His 32 stolen bases set a franchise record as a first baseman...were the most by a Major League first baseman since St. Louis' Gregg Jefferies' 46SB in 1993.
- ▶ Reached base safely in 137 games, the second-highest total in the National League, trailing only Joey Votto (138).
- ▶ Batted .352/.494/.576 (44-for-125) with 8 doubles, 1 triple, 6HR and 34BB vs. left-handed pitchers.
- ▶ Became the third first baseman in Major League history (fourth time) to record at least 20HR and 30SB in a single season (min. 50% games at 1B), joining Jeff Bagwell (twice: 1997 and '99) and Joe Carter (1987).
- ▶ Was the fourth player in team history to hit at least 20HR and record at least 30SB in the same season, joining Jean Segura (2016), A.J. Pollock (2015) and Eric Byrnes (2007).
- ▶ With teammate Jean Segura recording 20HR and 33SB, the duo became the sixth set of teammates in Major League history to each record 20HR and 30SB in a single season...joined Toronto's José Cruz and Raúl Mondesí (2001), Houston's Craig Biggio and Jeff Bagwell (1997), Colorado's Ellis Burks and Dante Bichette (1996), New York-NL's Howard Johnson and Darryl Strawberry (1987) and Pittsburgh's Barry Bonds and Andy Van Slyke (1987).
- ▶ Led Major League first basemen in total chances (1,498) and putouts (1,378), and ranked second in assists (116, second in NL), fourth in fielding percentage (.997, third in NL) and sixth in defensive runs saved (six, fourth in NL, FanGraphs).
- ▶ Was the Diamondbacks nominee for the Roberto Clemente Award and the MLBPA Heart and Hustle Award.
- ▶ Recorded two multi-HR games: 4/24 vs. Pittsburgh and 9/21 at San Diego.
- ▶ Homered in back-to-back games three times: 4/10-12, 6/17-18 and 9/20-21.
- ▶ 14 of his 24HR either tied the game (three) or gave his team the lead (11).
- ▶ Batted .350/.432/.563 (36-for-103) with 16R, 8 doubles, 1 triple, 4HR, 20RBI, 14BB and 4SB during the month of June.
- ▶ Was selected to his fourth straight All-Star team...went 0-for-3 in the National League's 4-2 loss...was just the second player in franchise history to be named to four consecutive All-Star teams, joining Randy Johnson (1999-2002).
- ▶ Ended the season with 18 straight successful stolen base attempts...at the time, was the second-longest streak in club history.
- ▶ Recorded his sixth career "walk-off" hit and his fourth career "walk-off" HR with a solo shot in the ninth inning on 8/22 vs. Atlanta.
- ▶ Notched his 500th career RBI on 9/21 at San Diego with a go-ahead solo HR in the first inning.
- ▶ Reached base safely in 50 consecutive games vs. the Rockies from 7/5/13-9/3/16, the longest streak all-time by an opponent vs. Colorado...became the fifth player in the Divisional Era (since 1969) to compile an on-base streak of at least 50 games vs. a single opponent, joining Barry Bonds (72 games vs. Cincinnati from 1996-2007; 54 games vs. Arizona from 2002-06), Dave Parker (56 games vs. Chicago-NL from 1977-80) and Todd Helton (51 games vs. San Diego from 2002-05).
- ▶ Set a career high with 3SB on 10/1 vs. San Diego...marked the most stolen bases by a Major League first baseman since San Diego's Ryan Klesko's 3SB on 5/24/01 vs. Arizona.

2015

- ▶ Finished second in the National League Most Valuable Player voting after hitting .321/.435/.570 (182-for-567) with 103R, 38 doubles, 2 triples, 33HR, 110RBI, 118BB and 21SB in 159 games with Arizona...was named to his third career All-Star team...set career highs in BA, OBP, walks and stolen bases...matched his career high in hits.



- ▶ Ranked second in the Majors in OPS (1.005, second in NL), third in walks (third in NL), tied for third in go-ahead RBI (30, tied for second in NL), fourth in BA (third in NL), OBP (third in NL) and SLG (third in NL), sixth in RBI (second in NL) and runs scored (third in NL), seventh in pitches per plate appearance (4.20, fifth in NL), tied for seventh in games played (second in NL), ninth in hits (third in NL) and tied for 10th in extra-base hits (73, fifth in NL)...also ranked fifth in the NL in home runs and tied for fifth in doubles and multi-hit games (51).
- ▶ Won his second career Silver Slugger Award...was selected to *The Sporting News* NL All-Star Team.
- ▶ Won his second career Gold Glove Award after posting a .997 fielding percentage (5E/1,506TC)...led Major League first basemen in putouts (1,378), total chances (1,506) and was tied for first in defensive runs saved (14, FanGraphs).
- ▶ Set franchise single-season records in OBP, walks and intentional walks (29)...his 1.005 OPS was the second-highest in a single season in franchise history.
- ▶ Became the seventh player in franchise history and the first among first basemen (min. 50% games at 1B) to record at least 20HR and 20SB in a single season, joining Chris Young (3x: 2007, '10-11), Eric Byrnes (2x: 2006-07), Justin Upton (2x: 2009, '11), AJ Pollock (2015), Mark Reynolds (2009) and Devon White (1998)...was the first Major League first baseman (min. 50% games at 1B) to accomplish the feat since Florida's Derrek Lee in 2003.
- ▶ Was the first player to record 100BB, 100R and 100RBI with a .320 BA-or-better in a single season since Miguel Cabrera (2011) and the first in the NL since Albert Pujols (2009).
- ▶ Recorded at least 100RBI for the second time in his career, becoming just the second player in club history with multiple 100RBI seasons, joining Luis Gonzalez (5x: 1999-2003)...also joined Gonzalez (2001) as the only two Diamondbacks to record 100BB and 100RBI in a single season...was the first NL player to do so since Joey Votto and Prince Fielder in 2011.
- ▶ Was the Diamondbacks nominee for the Roberto Clemente Award and the MLBPA Heart and Hustle Award.
- ▶ Hit .364/.462/.620 (44-for-121) with 5 doubles, 1 triple, 8HR and 21BB vs. left-handed pitching.
- ▶ Batted .340/.510/.639 (49-for-144) with 11 doubles, 1 triple, 10HR, 78RBI and 56BB with RISP.
- ▶ 16 of his 33HR either tied the game (two) or gave his team the lead (14).
- ▶ Hit .342/.436/.596 (94-for-275) with 51R, 22 doubles, 16HR, 55RBI, 49BB and 12SB in 75 games vs. the NL West.
- ▶ Homered in consecutive games six times: 3G from 5/6(G2)-8 and 9/21-23 and 2G from 4/10-11, 4/15-16, 5/30-31 and 10/3-4.
- ▶ Over his first 101 games from 4/6-7/31, batted .349/.465/.604 (126-for-361) with 67R, 24 doubles, 1 triple, 22HR, 77RBI, 83BB and 17SB.
- ▶ Was named the National League "Player of the Week" for 4/27-5/3...marked his first career weekly award.
- ▶ Recorded 21 total bases during a three-game series from 5/29-31 at Milwaukee...at the time, was the third-highest total during a three-game set in club history, trailing only Steve Finley (27 from 9/7-9/99 at Milwaukee) and Aaron Hill (22 from 6/18-20/12 vs. Seattle).
- ▶ Recorded two multi-HR games: 5/30 at Milwaukee and 8/22 at Cincinnati.
- ▶ Reached base a franchise-record seven times on 5/31 at Milwaukee...was intentionally walked three times, becoming the first Diamondback to be intentionally walked three times in a game and the first NL player with three intentional walks since Albert Pujols on 8/26/10 at Washington (3IBB).
- ▶ Hit his 100th career homer with a two-run shot in the fifth inning on 6/10 at Los Angeles-NL off Brett Anderson.
- ▶ Homered in four straight games at Dodger Stadium from 6/10-9/23, becoming the second player in franchise history to accomplish the feat, joining Chad Tracy (4G in 2005).
- ▶ Was elected to his third career All-Star team and his second as a starter...became the first Diamondback to be elected to start multiple All-Star Games.

2014

- ▶ In 109 games with Arizona, batted .300/.396/.542 (122-for-406) with 75R, 39 doubles, 1 triple, 19HR, 69RBI, 64BB and 9SB before suffering a season-ending hand injury on 8/1...made his second career All-Star team.
- ▶ Marked his second straight season with a .300 BA...became the second Diamondbacks player to hit at least .300 in back-to-back seasons, joining Luis Gonzalez from 1999-2001 (min. 450 PA).
- ▶ Batted .302/.431/.615 (29-for-96) with 10 doubles, 1 triple, 6HR, 47RBI and 24BB with RISP.
- ▶ 10 of his 19HR either tied the game (one) or gave his team the lead (nine).
- ▶ Hit .384/.526/.589 (28-for-73) with 6 doubles, 3HR, 23BB and 15B vs. left-handed pitching.
- ▶ Posted a career-high 26-game hitting streak from 9/10/13-4/14/14, bating .394/.439/.692 (41-for-104) with 17R, 11 doubles, 1 triple, 6HR, 22RBI, 8BB and 35B over that span...was the second-longest hitting streak in franchise history, trailing only Luis Gonzalez's 30-game hitting streak in 1999.
- ▶ His club-record 40 hits in March/April were the most by a National League player since 2011 when Andre Ethier (41), Placido Polanco (41) and Starlin Castro (40) accomplished the feat.
- ▶ Was the Diamondbacks nominee for the Roberto Clemente Award and the MLBPA Heart and Hustle Award.
- ▶ Set a club record with 36 doubles prior to the All-Star Break, the most in the National League in the first half since Milwaukee's Lyle Overbay hit 37 (2004).
- ▶ Over his first 37 games of the season from 3/22-5/7, batted .344/.384/.570 (52-for-151) with 27R, 13 doubles, 7HR, 23RBI, 10BB and 35B.
- ▶ Recorded his fifth career multi-homer game on 5/17 vs. Los Angeles-NL.
- ▶ Recorded a 32-game on-base streak from 6/7-7/12, batting .333/.496/.619 (35-for-105) with 20R, 13 doubles, 1 triple, 5HR, 17RBI, 34BB and 55B over that span...was the fourth-longest on-base streak in franchise history, trailing only Jay Bell's 40-game streak in 1998, Luis Gonzalez's 35-game streak in 1999 and Orlando Hudson's 33-game streak in 2007.
- ▶ From 6/7-8/1, led the Majors with a .448 OBP and 43BB.
- ▶ Recorded his fifth career "walk-off" hit with a "walk-off" double in the 10th inning on 7/9 vs. Miami.



- Was elected to his second career All-Star team and his first as a starter...was the fourth fan-elected starter in club history (also Jay Bell and Matt Williams in 1999 and Luis Gonzalez in 2001)...went 0-for-3 in the NL's 5-3 loss.
- Was hit in the left hand by Ernesto Frier on 8/1 vs. Pittsburgh.
- Was placed on the 15-day disabled list on 8/2 with a left hand fracture and missed the final 52 games of the season...at that time (through 8/1, min. 300AB), ranked among NL leaders in doubles (39, first), extra-base hits (59, first), runs scored (75, tied for first), total bases (220, second), walks (64, third), RBI (69, third), OBP (.396, fourth), SLG (.542, fourth), OPS (.938, fifth), hits, (122, tied for fifth), home runs (19, tied for seventh) and BA (.300, 10th).
- Prior to going on the disabled list, had appeared in 109 of the Diamondbacks' first 110 games (108 starts).

2013

- Finished second in the National League Most Valuable Player voting after hitting .302/.401/.551 (182-for-602) with 103R, 36 doubles, 3 triples, 36HR, 125RBI, 99BB and 15SB in 160 games with Arizona...was named to his first career All-Star team.
- Was tied for first in the Majors in go-ahead RBI (37, first in NL) and game-winning RBI (19, tied for first in NL), tied for second in XBH (75, first in NL), ranked third in RBI (first in NL) and total bases (332, first in NL), tied for third in HR (tied for first in NL), fourth in walks (third in NL), tied for fourth in runs scored (tied for third in NL), fifth in SLG (first in NL) and OPS (.952, first in NL), seventh in OBP (fourth in NL) and tied for eighth in games played (tied for fifth in NL).
- Was named the NL Hank Aaron Award winner, which recognizes the most outstanding regular season offensive performer in each league...also won his first career Silver Slugger Award and was named to *The Sporting News* NL All-Star Team.
- Won his first career Gold Glove Award...posted a .997 fielding percentage (5E/1,598TC), the second-highest among NL first basemen and the third-highest among Major League first basemen.
- Established club records for first basemen in hits, home runs, RBI and XBH.
- At the time, his 36HR were the fifth-most in a single season in franchise history, trailing only Luis Gonzalez's 57HR in 2001, Mark Reynolds' 44HR in 2009, Jay Bell's 38HR in 1999 and Troy Glaus' 37HR in 2005...are now tied for the fifth-most in franchise history.
- His 125RBI were the third-most by a Diamondbacks player in a single season in franchise history, trailing only Luis Gonzalez's 142RBI in 2001 and Matt Williams' 142RBI in 1999.
- Hit .338/.477/.669 (49-for-145) with 12 doubles, 12HR, 84RBI and 42BB with RISP...among Major League players with RISP, was tied for third in the Majors in HR and RBI, ranked fourth in SLG and OPS (1.146), and was tied for fifth in OBP.
- Recorded four multi-HR games: 5/8 at Los Angeles-NL, 5/17 at Miami, 6/21 vs. Cincinnati and 8/13 vs. Baltimore.
- 22 of his 36HR either tied the game (two) or gave his team the lead (20).
- Recorded four "walk-off" hits: "walk-off" single in the ninth inning on 4/14 vs. Los Angeles-NL, "walk-off" HR in the ninth inning on 6/18 vs. Miami, "walk-off" HR in the ninth inning on 8/9 vs. the Mets and a "walk-off" HR in the 11th inning on 8/13 vs. Baltimore...his three "walk-off" home runs were the most in the Majors and the first of his career.
- Hit his first three career grand slams, tied for the most in the Majors: 6/1 at Chicago-NL, 6/5 at St. Louis and 8/20 at Cincinnati...became the first Diamondbacks player with three grand slams in a single season...was the first D-backs player to hit multiple grand slams on a single road trip (6/1 at Chicago-NL and 6/5 at St. Louis).
- Recorded 77RBI prior to the All-Star break, the third-most by a Diamondbacks player prior to the break, trailing only Luis Gonzalez's 86RBI in 2001 and Matt Williams' 82RBI in 1999.
- Homered in back-to-back games four times: 3G from 5/6-8 and 2G from 6/17-18, 8/2-3 and 9/15-16...homered in three straight games for the first time in his career (4HR total) from 5/6-8, including his first multi-homer game on 5/8 at Los Angeles-NL.
- Batted .376/.434/.699 (35-for-93) with 16R, 9 doubles, 7HR, 23RBI and 11BB in 26 games during the month of May.
- Recorded 3XBH in back-to-back games from 5/15-17, becoming the second Diamondbacks player to accomplish the feat, joining Steve Finley from 9/7-8/99 at Milwaukee.
- Drove in a run in a career-high eight straight games from 6/1-8, recording 17RBI total over that span...his eight-game streak with at least 1RBI matched a club record (also Luis Gonzalez's eight-game streak from 6/3-11/02).
- Was named to his first career All-Star team and went 1-for-2 with 1 double in the NL's 3-0 loss.

2012

- In 145 games with the Diamondbacks, hit .286/.359/.490 (147-for-514) with 82R, 43 doubles, 1 triple, 20HR, 82RBI, 60BB and 18SB...made his first career Opening Day roster.
- At the time, his 43 doubles were the seventh-most in franchise history (now is tied for seventh).
- Was tied for ninth in the Majors in doubles (fourth in NL)...was tied for sixth in the NL in stolen base percentage (85.7%).
- Ranked second among NL first basemen in BA and OBP, ranked third in SLG and fourth in HR and RBI.
- Hit .343/.423/.645 (59-for-172) with 20 doubles, 1 triple, 10HR and 26BB vs. left-handed pitching...against lefties, ranked sixth in the NL in OPS (1.068), seventh in OBP, eighth in SLG, ninth in BA and tied for 10th HR.
- Recorded an XBH in seven straight games from 5/30-6/8, becoming the fourth player in franchise history to accomplish the feat.
- During the month of June, hit .341/.415/.732 (28-for-82) with 16R, 9 doubles, 1 triple, 7HR, 16RBI and 10BB in 23 games.
- After hitting .218/.289/.322 (19-for-87) with 9R, 6 doubles, 1HR, 13RBI and 9BB in his first 27 games from 4/6-5/9, batted .300/.373/.525 (128-for-427) with 73R, 37 doubles, 1 triple, 19HR, 69RBI, 51BB and 16SB in his final 118 games from 5/11-10/3.



2011

- ▶ Saw his first Major League action with the Diamondbacks, batting .250/.333/.474 (39-for-156) with 28R, 9 doubles, 1 triple, 8HR, 26RBI, 20BB and 4SB in 48 games...made 41 starts at first base over the D-backs' final 54 regular season games.
- ▶ Hit .283/.382/.457 (13-for-46) with 3 doubles, 1 triple, 1HR, 16RBI and 8BB with RISP.
- ▶ Was signed to a Major League contract and selected to the active roster on 8/1...made his Major League debut that night at San Francisco as the starting first baseman...recorded his first Major League hit with a second-inning single off Matt Cain...according to *Elias*, was the 17th player in club history to get a hit in his first plate appearance (first since Cole Gillespie on 4/21/10 vs. St. Louis).
- ▶ At the time of his promotion, led all minor leaguers in home runs and RBI and ranked second in walks.
- ▶ Reached base safely in his first 10 games from 8/1-12, recording a hit in eight of those games...at the time, his streak was the second-longest career-opening on-base streak in club history, trailing only Gerardo Parra's 17-game streak to start his career in 2009.
- ▶ Hit his first career HR in his second career game on 8/2 at San Francisco, hitting a fifth-inning two-run HR of Tim Lincecum...with his HR off Lincecum and his HR off Phillies' Cliff Lee on 8/17 at Philadelphia, became the first player to homer off two different former Cy Young Award winners less than three weeks into his Major League career since the Orioles' Calvin Pickering in September 1998 off David Cone and Pedro Martinez (credit: *Elias*).
- ▶ Hit his first career pinch-hit HR with a game-tying two-run HR in the ninth inning on 8/11 vs. Houston.
- ▶ Homered in back-to-back games for the first time in his career from 8/17-18.
- ▶ Hit a go-ahead, two-run triple to break a 1-1 tie in the eighth inning on 9/23 vs. San Francisco in the 3-1 NL West division-clinching game.
- ▶ Started four of Arizona's five postseason games, batting .438/.526/.813 (7-for-16) with 4R, 2HR, 6RBI, 2BB, 1SB and 1HP...reached base multiple times in each of his four postseason games...homered in each of first two postseason games, becoming the first Diamondbacks player to homer in each of his first two career postseason games...was only the fifth player in franchise history to homer in his first career postseason game...hit a fifth-inning grand slam and recorded 5RBI in NLDS Game 3 vs. Milwaukee, becoming the third player in franchise history to record at least 5RBI in a postseason game, joining Danny Bautista (5RBI in 2001 World Series Game 6 vs. the Yankees) and Steve Finley (5RBI in 1999 NLDS Game 2 vs. the Mets)...was the first player in franchise history to hit a grand slam in the postseason.
- ▶ Spent the majority of the season with Double-A Mobile, batting .306/.435/.626 (112-for-366) with 84R, 21 doubles, 3 triples, 30HR, 94RBI, 82BB and 9SB in 103 games...was named USA Today's Minor League "Player of the Year," becoming the second player in franchise history to earn the honor (also Justin Upton in 2007)...was named the Southern League MVP...was also tabbed a Mid-Season and Postseason All-Star.
- ▶ Led the Southern League in OBP, SLG, OPS (1.061) and walks, tied for first in HR, ranked second in RBI, fourth in runs scored, tied for fourth in extra-base hits (54), and fifth in BA and total bases (229).
- ▶ Led Arizona minor leaguers in OBP, OPS and walks, ranked second in HR and SLG, third in RBI, tied for fifth in XBH, eighth in total bases and runs scored, and ninth in BA.
- ▶ Was selected to the Sirius XM All-Star Futures Game on 7/10 at Chase Field.
- ▶ Was named the Southern League "Player of the Week" for 4/7-17 and the League's "Player of the Month" for May.
- ▶ Following the season, was tabbed an Organization All-Star by MiLB.com.

2010

- ▶ Was named the California League MVP, California League Rookie of the Year and the D-backs organizational Player of the Year after batting .314/.384/.606 (165-for-525) with 102R, 42 doubles, 3 triples, 35HR, 108RBI, 57BB and 5SB in 138 games with Single-A Visalia...led Diamondbacks minor leaguers in hits, HR, RBI, SLG, doubles, extra-base hits (80) and total bases (318), ranked second in OPS (.990) and runs scored, and fourth in BA.
- ▶ Led the California League in HR, SLG, OPS, doubles, XBH and total bases, ranked second in RBI, fifth in hits, tied for fifth in runs scored and 10th in OBP...was tabbed a California League Postseason All-Star... was named the California League "Player of the Week" twice: 5/10-16 and 7/5-11.
- ▶ Following the season, was tabbed an Organization All-Star by MiLB.com.

2009

- ▶ Made his professional debut with Rookie-level Missoula, batting .334/.408/.638 (96-for-287) with 51R, 27 doubles, 3 triples, 18HR, 62RBI, 36BB and 4SB in 74 games...led Arizona minor leaguers in HR, SLG and OPS (1.046), ranked second in BA, third in OBP, tied for third in extra-base hits (48), sixth in total bases (183) and 10th in RBI.
- ▶ Led the Pioneer League in SLG and OPS, tied for first HR, ranked second in hits, doubles, extra-base hits and total bases, tied for second in walks, third in runs scored and RBI, fifth in OBP and sixth in BA...was named the Pioneer League's "Player of the Week" for 8/3-9.

PERSONAL

- ▶ Full name is Paul Edward Goldschmidt.
- ▶ Was born in Wilmington, Del. but moved to Texas before he was one year old.
- ▶ Graduated from The Woodlands High School (Tex.) in 2006...did not start on the baseball team until his junior year...played third base as a senior in 2006 as the Highlanders (38-1 record) won the Class 5A Texas state baseball championship and were crowned National Champions by *Baseball America*, *USA Today*, and *Collegiate Baseball*.



- ▶ Played three seasons at Texas State University (2007-09) where he left as the all-time leader in homers (36) and RBI (178)...his No. 37 was retired in Feb. 2015, becoming the first Texas State baseball player to have his jersey retired and just the fifth across all sports at the University...as a junior, helped lead the Bobcats to the 2009 Southland Conference championship that included a record 41 wins...won back-to-back Southland Conference Hitter of the Year titles (2008-09)...was named the 2009 All-Southland Conference Player of the Year after breaking school records with 18 HR and NCAA Division I-leading 87RBI...was a two-time Southland Conference Scholar Athlete of the Year (2008-09) and tabbed Texas State's 2009 Male Student Athlete of the Year after making the dean's list every semester he was enrolled...boasted a 3.87 GPA in Finance through his junior year at Texas State, and was 10 hours short from securing his degree when signing with Arizona.
- ▶ Played for the Anchorage Bucs in 2008 Alaska Baseball League where he was an All-League Selection at DH.
- ▶ To honor both himself and fulfill a promise to his family, graduated from the University of Phoenix with a bachelor's of science degree in Management in 2013, the season where he finished second in the NL MVP voting...completed coursework on team flights and at the hotel while on the road throughout his first two full MLB seasons.
- ▶ Has been his club's Roberto Clemente nominee nine times (2014-18 with Arizona, '21-24 with St. Louis)...has also been tabbed his team's Heart and Hustle Award winner six times (2014-18, '22).
- ▶ His great-grandmother, Ilse, an heiress to one of the largest printing companies in Germany, his great grandfather, Paul, and their 5-year-old son, Ernie (Paul's grandfather) fled the Nazis for Boston in 1938.
- ▶ He and his wife began volunteering at Phoenix Children's Hospital during the winter of 2011, and later received permanent visitors' credentials due to visiting so frequently.
- ▶ He and his wife started the Goldy's Fund 4 Kids (GF4K) charity in 2014...it's mission is to help Phoenix Children's Hospital patients and their families through hands-on volunteering, time together, and providing tangible products to help patients stay positive and get healthy during their stay...teamed with the Arizona Diamondbacks Foundation to benefit Phoenix Children's Hospital through his Goldy's Fund 4 Kids, launching a "Bleacher Creature" program (2014) and hosting "Goldy's Bowling Bash" (2016 and 2018).
- ▶ On April 4, 2017, the Arizona Diamondbacks Foundation dedicated Paul Goldschmidt Field, the 39th field in the "Diamonds Back" Youth Field Building Program...located at Falcon Park in Goodyear, Ariz., the field received a new scoreboard, fencing, windscreen, sports lighting system, irrigation system, sod, stabilizer and general field updates.
- ▶ In 2017, surprised a second grade class at Edison Elementary School in Phoenix for National Teacher Appreciation Day.
- ▶ In 2018, he and his wife were honorary chairs for the Hope Lives Here capital campaign to raise funds for a new Center for Cancer and Blood Disorders at Phoenix Children's Hospital.
- ▶ In 2018, chaired events for Chrysalis, a non-profit domestic violence shelter; and assisted Soldier's Best Friend, a local non-profit that pairs veterans with adopted animals and then certifies them as a service animal.
- ▶ In 2019, visited Scott Air Force Base for the Air Force Wounded Warrior program.
- ▶ While with the Cardinals, joined Adam Wainwright in several charitable efforts through Wainwright's charity, Big League Impact by participating in several fundraising initiatives and the charity's MISSION 3:18 initiative, which empowers MLB players to give back during road series with one-day service opportunities that promote positive change in the communities they visit throughout the baseball season...to date, Paul has raised over \$150,000 through the #ALLWIN campaign, pledging dollars for causes close to his heart including Food for the Hungry, Habitat for Humanity St. Louis, an organization that provides an opportunity for families living in substandard rental housing to help build and then purchase a home they can afford to maintain, and The Little Bit Foundation, a local nonprofit that aims to empower students to achieve their academic goals and dreams for the future by breaking down barriers to learning for students living in poverty...in 2021, through his partnership with BLI, raised \$46,420 to help build a community center in the Dominican Republic with Food for the Hungry...in 2022, participated in BLI's Swinging for Impact and Trivia Night, which collectively raised \$97,000.
- ▶ In August 2022, hosted and sponsored the free MLBPA Legends for Youth Baseball Clinic at Busch Stadium...the clinic stressed the importance of using sports to build life skills rather than solely focusing on winning.
- ▶ Made significant charitable donations to and partnered with Habitat of Humanity Saint Louis in 2022, which culminated in a new home for a recipient in November.
- ▶ Was a strong supporter of Cardinals Care...his annual financial contributions and signing of memorabilia used for silent auctions helped support the flagship Redbird Rookies program, a free baseball/softball program for children aged 5-13, as well as the charity's Grant and Youth Ballfield programs.
- ▶ Goldschmidt's Player Ticket Program, Goldy's Golden Ticket, started in 2019 to bring deserving youth organizations to a game...he provides t-shirts, photo cards, tickets and food vouchers and meets with the groups to answer questions, sign autographs and take photos.
- ▶ In 2024, partnered with Cardinals Care, the Gateway Region YMCA and Boniface Foundation, to unveil the Paul Goldschmidt Miracle League Field at the new YMCA Adaptive Sports Complex on the campus of the South County YMCA...the field provides a cushioned, barrier-free surface and dugout to provide accessibility for players with disabilities...had been a strong supporter of Cardinals Care during his time with the team.
- ▶ Supports ALS research and patients by providing autographed baseballs to the ALS Association in St. Louis and the Muscular Dystrophy Association to support their fundraising efforts...during a ceremony, where he was awarded with the 2023 Lou Gehrig Award sponsored by the Phi Delta Theta International Fraternity, he presented John Ceriotti, an ALS patient, with a custom St. Louis Cardinals Permobil wheelchair that provided John the independence he needs and deserves...Phi Delta Theta presents the award annually to a Major League Baseball player who best exemplifies the giving character of Lou Gehrig, who was a member of the Fraternity's Columbia University chapter.
- ▶ Hosted a yearly free baseball clinic for area Little League players and Redbird Rookies participants to help teach skills to young athletes, and to encourage parents and coaches to have a healthy attitude toward youth sports.
- ▶ Supports Water Mission, a nonprofit, Christian engineering organization that designs, builds and implements safe water, sanitation and hygiene solutions for people in developing countries and disaster areas...starting in 2022, Paul and his wife Amy, have hosted Uncork for a Cause, an annual gala benefiting the nonprofit...over \$300,000 has been raised over the past three years to fund projects that build long-term, sustainable safe water systems impacting 6,000 people.
- ▶ Has supported the Make-A-Wish Foundation, Angels' Arms, Covenant House, KEEN St. Louis, and Lydia's House through various Cardinals Family Initiatives.



Goldschmidt's Career Batting Record

Year	Club	AVG	G	AB	R	H	2B	3B	HR	RBI	SH	SF	HP	BB	SO	SB	CS	E	OBP	SLG
2009	Missoula	.334	74	287	51	96	27	3	18	62	0	5	3	36	74	4	3	4	.408	.638
2010	Visalia	.314	138	525	102	165	42	3	35	108	0	9	8	57	161	5	1	13	.384	.606
2011	Mobile	.306	103	366	84	112	21	3	30	94	0	4	5	82	92	9	3	4	.435	.626
	ARIZONA	.250	48	156	28	39	9	1	8	26	0	1	0	20	53	4	0	0	.333	.474
2012	ARIZONA	.286	145	514	82	147	43	1	20	82	0	9	4	60	130	18	3	7	.359	.490
2013	ARIZONA	.302	160	602	103	182	36	3	36	125	0	5	3	99	145	15	7	5	.401	.551
2014	ARIZONA - a	.320	109	406	75	122	39	1	19	69	0	3	2	64	110	9	3	7	.396	.542
2015	ARIZONA	.321	159	567	103	182	38	2	33	110	0	7	2	118	151	21	5	5	.435	.570
2016	ARIZONA	.297	158	579	106	172	33	3	24	95	0	8	7	110	150	32	5	4	.411	.489
2017	ARIZONA	.297	155	558	117	166	34	3	36	120	0	4	8	94	147	18	5	4	.404	.563
2018	ARIZONA - b	.290	158	593	95	172	35	5	33	83	0	0	6	90	173	7	4	6	.389	.533
2019	ST. LOUIS	.260	161	597	97	155	25	1	34	97	0	3	2	78	166	3	1	5	.346	.476
2020	ST. LOUIS	.304	58	191	31	58	13	0	6	21	0	1	1	37	43	1	0	1	.417	.466
2021	ST. LOUIS	.294	158	603	102	177	36	2	31	99	0	5	4	67	136	12	0	2	.365	.514
2022	ST. LOUIS - c	.317	151	561	106	178	41	0	35	115	0	4	5	79	141	7	0	1	.404	.578
2023	ST. LOUIS	.268	154	593	89	159	31	0	25	80	0	3	3	87	161	11	2	2	.363	.447
2024	ST. LOUIS	.245	154	599	70	147	33	1	22	65	0	2	2	47	173	11	0	5	.302	.414
Minor League Totals		.317	315	1178	237	373	90	9	83	264	0	18	16	175	327	18	7	21	.407	.620
Major League Totals		.289	1928	7119	1204	2056	446	23	362	1187	0	55	49	1050	1879	169	35	54	.381	.510

Selected by the Los Angeles Dodgers in the 49th round of the 2006 First-Year Player Draft, but did not sign.

Selected by the Arizona Diamondbacks in the eighth round of the 2009 First-Year Player Draft.

a - Placed on the 15-day disabled list on August 2, 2014 with a left hand fracture and missed the remainder of the season.

b - Acquired by the St. Louis Cardinals from the Arizona Diamondbacks in exchange for C Carson Kelly, RHP Luke Weaver, INF Andy Young and a 2019 competitive balance draft pick on December 5, 2018.

c - Placed on the restricted list from July 25 - July 28, 2022.

Goldschmidt's Postseason Record

Year	Club vs. Opp.	AVG	G	AB	R	H	2B	3B	HR	RBI	SH	SF	HP	BB	SO	SB	CS	E	OBP	SLG
2011	ARI vs. MIL (DS)	.438	4	16	4	7	0	0	2	6	0	0	1	2	5	1	0	0	.526	.813
2017	ARI vs. COL (WC)	.400	1	5	1	2	0	0	1	3	0	0	0	0	1	0	0	0	.400	1.000
	ARI vs. LAD (DS)	.091	3	11	1	1	0	0	1	2	0	0	0	1	3	0	0	0	.167	.364
2019	STL vs. ATL (DS)	.429	5	21	5	9	4	0	2	2	0	0	0	2	2	0	0	0	.478	.905
	STL vs. WAS (CS)	.063	4	16	0	1	0	0	0	0	0	0	0	0	9	0	0	0	.063	.063
2020	STL vs. SD (WC)	.231	3	13	2	3	1	0	2	3	0	0	0	1	2	0	0	0	.286	.769
2021	STL vs. LAD (WC)	.333	1	3	0	1	0	0	0	0	0	0	0	2	1	0	0	0	.600	.333
2022	STL vs. PHI (WC)	.000	2	7	0	0	0	0	0	0	0	0	1	0	4	0	0	0	.125	.000
Wild Card Totals		.214	7	28	3	6	1	0	3	6	0	0	1	3	8	0	0	0	.313	.571
LDS Totals		.354	12	48	10	17	4	0	5	10	0	0	1	5	10	1	0	0	.426	.750
LCS Totals		.063	4	16	0	1	0	0	0	0	0	0	0	0	9	0	0	0	.063	.063
POSTSEASON TOTALS		.261	23	92	13	24	5	0	8	16	0	0	2	8	27	1	0	0	.333	.576

Goldschmidt's All-Star Game Record

Year	Club, Site	AVG	G	AB	R	H	2B	3B	HR	RBI	SH	SF	HP	BB	SO	SB	CS	E	OBP	SLG
2013	ARI, New York-NL	.500	1	2	0	1	1	0	0	0	0	0	0	0	0	0	0	0	.500	1.000
2014	ARI, Minnesota	.000	1	3	0	0	0	0	0	0	0	0	0	0	1	0	0	0	.000	.000
2015	ARI, Cincinnati	.333	1	3	1	1	0	0	0	0	0	0	0	0	1	0	0	0	.333	.333
2016	ARI, San Diego	.000	1	3	0	0	0	0	0	0	0	0	0	0	0	0	0	0	.000	.000
2017	ARI, Miami	.000	1	2	0	0	0	0	0	0	0	0	0	0	0	0	0	0	.000	.000
2018	ARI, Washington	.000	1	1	0	0	0	0	0	0	0	0	0	1	1	0	0	0	.500	.000
2022	STL, Los Angeles-NL	1.000	1	1	1	1	0	0	1	1	0	0	0	0	0	0	0	0	1.000	4.000
All-Star Game Totals		.200	7	15	2	3	1	0	1	1	0	0	0	1	3	0	0	0	.250	.467

Goldschmidt's World Baseball Classic Record

Year	Country, Site	AVG	G	AB	R	H	2B	3B	HR	RBI	SH	SF	HP	BB	SO	SB	CS	E	OBP	SLG
2017	USA, Miami/San Diego	.077	5	13	2	1	0	0	0	0	0	0	0	3	3	0	0	0	.250	.077
2023	USA, Arizona/Miami	.280	7	25	8	7	1	0	1	5	0	0	1	7	7	0	0	0	.455	.440
WBC Totals		.211	12	38	10	8	1	0	1	5	0	0	1	10	10	0	0	0	.388	.316

Goldschmidt's Career Fielding Record

Position	PCT	G	PO	A	E	TC	DP
First base	.997	1,845	15,464	1,270	54	16,788	1,506

Goldschmidt's Career Home Run Chart

MULTI-HOMER GAMES: 27. **TWO-HOMER GAMES:** 24, last on 5/26/24 vs. CHC. **THREE-HOMER GAMES:** 3, last on 5/7/23 vs. DET. **GRAND SLAMS:** 7, last on 5/23/22 vs. TOR (Ryan Borucki). **PINCH-HIT HR:** 1, 8/11/11 vs. HOU (Mark Melancon). **INSIDE-THE-PARK HR:** None. **WALK-OFF HR:** 8, last on 7/28/24 vs. WAS (Dylan Floro). **LEADOFF HR:** None.

Goldschmidt's Career Bests and Streaks

HITS: 4 - 23 times (last on 4/30/24 at DET). **RUNS:** 5, 5/17/14 vs. LAD. **2B:** 3 - 3 times (last on 6/6/18 at SF). **3B:** 1 - 23 times (last on 9/18/24 vs. PIT). **HR:** 3 - 3 times (last on 5/7/23 vs. DET). **RBI:** 7, 9/13/19 vs. MIL. **BB:** 4 - 7 times (last on 4/7/22 vs. PIT). **SO:** 4 - 10 times (last on 5/11/24 at MIL). **SB:** 3, 10/1/16 vs. SD. **HIT STREAK:** 26g, 9/10/13-4/4/13. **"WALK-OFF" HITS:** 11, last on 7/28/24 vs. WAS (HR).

Player of the Month: 3 times (last: May 2022)

Player of the Week: 6 times (last: 8/15-21/22)

Rookie of the Month: None



YOENDRYS GÓMEZ • RHP

94

HT: 6-3 • **WT:** 175 • **BATS:** R • **THROWS:** R
BIRTHDATE: 10/15/99 • **OPENING DAY AGE:** 25
BIRTHPLACE: Nirgua, Venezuela
RESIDES: Chivacoa, Venezuela
M.L. SERVICE: 29 days (Rookie)



STATUS

- ▶ Signed by the Yankees as a non-drafted free agent on July 2, 2016.

2024

- ▶ Posted a 3.97 ERA (11.1IP, 11H, 5R/ER, 7BB, 10K, 2HR) in five relief appearances with the Yankees over three stints with the club (5/24-26, 6/21-26 and 7/21-30)...did not allow a run in four of his five appearances.
- ▶ Was recalled from Triple-A Scranton/Wilkes-Barre on 5/24 and made his season debut later that night at San Diego, tossing a scoreless ninth inning (1.0IP, 3K).
- ▶ Made his second relief appearance of the season on 6/21 vs. Atlanta, tossing 4.2 scoreless innings (3H, 3BB, 5K)...also stranded an inherited runner...marked the longest relief appearance by a Yankee since Jhony Brito's 5.0 innings of relief on 8/12/23 at Miami.
- ▶ Allowed all five of his runs on 6/26 at the Mets (2.0IP, 4H, 3BB, 1K, 2HR, 1HP).
- ▶ Spent the majority of the season with Triple-A Scranton/Wilkes-Barre, going 3-5 with a 3.67 ERA (83.1IP, 58H, 36R/34ER, 39BB, 93K, 12HR) in 23 games (21 starts).

2023

- ▶ Made one relief appearance with the Yankees over one stint with the club (9/22-29).
- ▶ Spent the majority of the season with Double-A Somerset, going 0-3 with a 3.58 ERA (65.1IP, 47H, 28R/26ER, 37BB, 78K, 6HR) in 19 starts.
- ▶ Was recalled from Double-A Somerset on 9/22.
- ▶ Made his Major League debut on 9/28 at Toronto, tossing 2.0 scoreless innings of relief (1H, 4K, 1HP)...retired 6-of-8BF...struck out Kevin Kiermaier in the seventh inning for his first career strikeout...marked the longest scoreless relief outing by a Yankees pitcher making his Major League debut since Miguel Yajure tossed 3.0 scoreless innings on 8/31/20 vs. Tampa Bay...his 4K marked the most by a Yankees reliever in his Major League debut since Nick Nelson recorded 4K on 8/1/20 vs. Boston.
- ▶ Was optioned to Triple-A Scranton/Wilkes-Barre on 9/29.

2022

- ▶ Combined with the FCL Yankees, High-A Hudson Valley and Double-A Somerset to go 1-0 with a 2.49 ERA (47.0IP, 37H, 14R/13ER, 18BB, 49K, 1HR) in 15 starts.
- ▶ Began the season with the FCL Yankees and made one rehab start (2.2IP, 3H, 0R, 0BB, 3K) before being transferred to High-A Hudson Valley on 6/17.
- ▶ Made 10 starts with High-A Hudson Valley, posting a 1.93 ERA (28.0IP, 20H, 7R/6ER, 12BB, 27K, 0HR) without recording a decision.
- ▶ Was promoted to Double-A Somerset on 8/31 and went 1-0 with a 3.86 ERA (16.1IP, 14H, 7R/ER, 6BB, 19K, 1HR) in four starts...also made one postseason start for Somerset (W, 5.0IP, 2H, 2ER, 1BB, 6K, 1HR).

2021

- ▶ Spent the entire season with Low-A Tampa, posting a 3.42 ERA (23.2IP, 14H, 10R/9ER, 9BB, 29K, 3HR) in nine starts.
- ▶ Was placed on the COVID-19 injured list from 7/27-8/27.
- ▶ Following the season, was tabbed by MLB Pipeline as the Yankees' No. 10 prospect.

2020

- ▶ Did not play due to the COVID-19 pandemic...was added to the Yankees' 40-man roster on 11/20.
- ▶ Following the season, was tabbed by *Baseball America* as the No. 8 prospect among Yankees farmhands.

2019

- ▶ Was 4-5 with a 3.99 ERA (56.1IP, 54H, 30R/25ER, 19BB, 53K, 3HR) in 12 starts with Rookie-level Pulaski and Single-A Charleston.
- ▶ Began the season with Pulaski, going 4-2 with a 2.12 ERA (29.2IP, 7ER) with 28K in six starts.
- ▶ Was promoted to Charleston on 7/25 and went 0-3 with a 6.08 ERA (26.2IP, 18ER) and 25K in six starts.
- ▶ Following the season, was named the Yankees' No. 7 prospect by MLB Pipeline.



2018

- ▶ Combined with the DSL Yankees and the GCL Yankees East to go 4-1 with a 2.08 ERA (47.2IP, 29H, 11ER, 22BB, 50K, 1HR) in 12 games (11 starts).
- ▶ Made two starts with the DSL Yankees, going 1-0 with a 1.00 ERA (9.0IP, 1ER) and 7K in two starts.
- ▶ Was transferred to the GCL Yankees East on 6/11 and spent the remainder of the season there, going 3-1 with a 2.33 ERA (38.2IP, 10ER) and 43K in 10 games (nine starts).

2017

- ▶ Made his professional debut, combining with the DSL Yankees and the GCL Yankees West to go 0-3 with a 5.40 ERA (35.0IP, 41H, 26R/21ER, 18BB, 33K, 2HR) in 11 games (nine starts).
- ▶ Spent most of the season with the DSL Yankees, going 0-3 with a 4.78 ERA (32.0IP, 17ER) and 32K in 10G/8GS.
- ▶ Made one start with the GCL Yankees West, allowing 4ER in 3.0IP (5H, 6BB, 1K).

Gómez's Career Pitching Record

Year	Club	W	L	ERA	G	GS	CG	SHO	SV	IP	H	R	ER	HR	HP	BB	SO	WP	BK
2017	DSL Yankees	0	3	4.78	10	8	0	0	0	32.0	36	22	17	2	3	12	32	6	0
	GCL Yankees West	0	0	12.00	1	1	0	0	0	3.0	5	4	4	0	0	6	1	0	0
2018	DSL Yankees	1	0	1.00	2	2	0	0	0	9.0	2	1	1	0	0	7	7	0	0
	GCL Yankees East	3	1	2.33	10	9	0	0	0	38.2	27	10	10	1	6	15	43	5	0
2019	Pulaski	4	2	2.12	6	6	0	0	0	29.2	26	11	7	1	4	10	28	1	1
	Charleston	0	3	6.08	6	6	0	0	0	26.2	28	19	18	2	6	9	25	1	1
2020																			
2021	Tampa - a	0	0	3.42	9	9	0	0	0	23.2	14	10	9	3	1	9	29	2	0
2022	FCL Yankees	0	0	0.00	1	1	0	0	0	2.2	3	0	0	0	0	0	3	0	0
	Hudson Valley	0	0	1.93	10	10	0	0	0	28.0	20	7	6	0	2	12	27	1	0
	Somerset	1	0	3.86	4	4	0	0	0	16.1	14	7	7	1	1	6	19	0	0
2023	Somerset	0	3	3.58	19	19	0	0	0	65.1	47	28	26	6	1	37	78	3	2
	YANKEES	0	0	0.00	1	0	0	0	0	2.0	1	0	0	0	1	0	4	0	0
2024	Scranton/WB	3	5	3.67	23	21	0	0	0	83.1	58	36	34	12	8	39	93	1	0
	YANKEES	0	0	3.97	5	0	0	0	0	11.1	11	5	5	2	1	7	10	1	0
Minor League Totals		12	17	3.49	101	96	0	0	0	358.1	280	155	139	28	32	162	385	20	4
Major League Totals		0	0	3.38	6	0	0	0	0	13.1	12	5	5	2	2	7	14	1	0

Signed by the Yankees as a non-drafted free agent on July 2, 2016.

a - Placed on the COVID-19 injured list from July 27 - August 27, 2021.

Gómez's Career Fielding Record

Position	PCT	G	PO	A	E	TC	DP
Pitcher	1.000	6	1	1	0	2	0

Gómez's Career Bests and Streaks

COMPLETE GAMES: None. **LOW-HIT COMPLETE GAME:** None. **IP (START):** N/A. **IP (RELIEF):** 4.2, 6/21/24 vs. ATL. **HITS:** 4, 6/26/24 at NYM. **RUNS:** 5, 6/26/24 at NYM. **EARNED RUNS:** 5, 6/26/24 at NYM. **WALKS:** 3 - 2 times (last on 6/26/24 at NYM). **STRIKEOUTS:** 5, 6/21/24 vs. ATL. **HOME RUNS:** 2, 6/26/24 at NYM. **WINNING STREAK:** N/A. **LOSING STREAK:** N/A. **SCORELESS STREAK (IP):** 7.2, 9/28/23-6/21/24.

Reliever of the Month: None

Player of the Week: None


Rookie of the Month: None



TRENT GRISHAM • OF

12

HT: 5-11 • **WT:** 221 • **BATS:** L • **THROWS:** L
BIRTHDATE: 11/1/96 • **OPENING DAY AGE:** 28
BIRTHPLACE: Burseson, Tex.
RESIDES: Fort Worth, Tex.
M.L. SERVICE: 5 years, 60 days



STATUS

- Was acquired by the Yankees from the San Diego Padres along with OF Juan Soto in exchange for RHP Michael King, C Kyle Higashioka, RHP Jhonny Brito, RHP Randy Vásquez and RHP Drew Thorpe on December 6, 2023.

CAREER NOTES

- Over six Major League seasons with Milwaukee (2019), San Diego (2020-23) and the Yankees (2024), has batted .213 (412-for-1,932) with 273R, 97 doubles, 11 triples, 70HR, 246RBI, 259BB and 47SB in 623 career games.
- Is a two-time Gold Glove Award winner (2020, '22)...was just the fourth player in Padres history to win multiple Gold Gloves, joining Tony Gwynn (five), Steve Finley (two) and Dave Winfield (two).
- Has appeared defensively at all three outfield positions in his career, playing 577 games (507 starts) in centerfield, 17 games (nine starts) in left field and 16 games (14 starts) in right field.
- Since 2020, ranks second among all Major League centerfielders in games played (556), starts (493), innings played (4,444.0), putouts (1,193) and total chances (1,219), fourth in outs above average (40, Statcast) and seventh in defensive runs saved (24, FanGraphs).
- Was one of only two players to appear in at least 145 games in centerfield in each season from 2022-23, joining Cleveland's Myles Straw.
- Has made four Opening Day rosters (2020, '22 and '23 with San Diego and 2024 with the Yankees)...began the 2021 season on the 10-day I.L. with San Diego.
- Has made the postseason four times (2019 with Milwaukee, 2020 and 2022 with San Diego, and 2024 with the Yankees)...drove in a run in six straight postseason games from 2020 NLDS Game 2 - 2022 NLDS Game 1, becoming the first player in Padres history to collect an RBI in six consecutive postseason games (previous: Jim Leyritz - five straight games in 1998)...his seven-game postseason hitting streak from 2020 NLDS Game 1 - 2022 NLDS Game 1 matches the second-longest postseason hitting streak in Padres history, trailing only Tony Gwynn's eight-game streak in 1984 (also: Alan Wiggins' 7G streak in 1984 and Fernando Tatis Jr.'s 7G streak from 2020-24).

CAREER HIGHLIGHTS

NL Gold Glove
 ► 2020, 2022

2024

- Appeared in 76 games for the Yankees, batting .190 (34-for-179) with 21R, 8 doubles, 9HR, 31RBI, 22BB and 15B...played in 69 games (52 starts) in centerfield...posted a .986 fielding percentage (2E/146TC).
- Five of his nine home runs tied the game (one) or gave the Yankees the lead (four).
- Made his Yankees debut on 3/30 at Houston (0-for-3, 1BB).
- Recorded his first hit as a Yankee with a go-ahead three-run HR in the fourth inning on 4/26 at Milwaukee.
- Over a 21-start span from 6/6-7/14, hit .284/.359/.522 (19-for-67) with 11R, 4 doubles, 4HR, 15RBI, 8BB, 1HP and 2SF...reached base safely in 19 of those games.
- Reached base in 32 of his final 38 starts of the season from 6/6-9/29...hit safely in 24 of those games.
- Hit a game-winning three-run HR in the sixth inning on 6/9 vs. Los Angeles-NL.
- Reached base a season-high four times and recorded a season-high 3H on 7/14 at Baltimore (3-for-3, 2R, 1HR, 2RBI, 1BB)...hit a go-ahead RBI single in the second inning and a game-tying solo HR in the fifth...marked his most times on base in a game since 5/30/23 at Miami with San Diego (4TOB) and his most hits in a game since 5/3/23 vs. Cincinnati with San Diego (3H).
- Drove in both of the Yankees' runs in their 2-1 win on 7/10 at Tampa Bay, hitting a go-ahead RBI double in the second inning and a game-winning sac fly in the fourth inning (1-for-3, 1 double, 2RBI, 1SF).
- Hit a game-tying double with two outs in the ninth inning on 7/27 at Boston (2-for-5, 2 doubles, 1RBI)...marked his eighth career hit (first of the season) that either tied the game (four) or gave his team the lead (four) in the ninth inning-or-later...was his first game with multiple XBH since 7/16/23 at Philadelphia with San Diego (2 doubles).
- Left the game in the fifth inning in Game 1 on 8/10 vs. Texas with a left hand contusion after being hit by a pitch in the fourth inning...the initial CT scan and x-rays were negative.
- Hit a grand slam in the ninth inning on 9/4 at Texas (1-for-1, 1R, 1HR, 4RBI)...marked his second career grand slam (also 6/30/21 at Cincinnati with San Diego)...his 4RBI marked a season high and his most in a game since 9/8/23 at Houston with San Diego (4RBI).

2023

- In 153 games with the Padres, hit .198 (93-for-469) with 67R, 31 doubles, 1 triple, 13HR, 50RBI, 75BB and 155B...set career highs in games played, runs scored, doubles, walks and stolen bases.
- Appeared in a Major League-high 153 games in centerfield, making 142 starts (second-most in the Majors) and posting a .987 fielding percentage (308TC/4E).



- ▶ Ranked among NL outfielders in games (fifth), innings (1,276.0, seventh), total chances (seventh), putouts (303, seventh) and games started (ninth).
- ▶ Did not make an error in his first 59 games from 3/30-6/9 and his final 50 games from 8/1-10/1.
- ▶ Reached base in 106 of his 153 games.
- ▶ Recorded a pair of eight-game hitting streaks from 7/7-18 and 7/30-8/7, matching the second-longest of his career (trailing only a career-long 11-game hitting streak from 9/4-15/20).
- ▶ Reached base in at least 10 straight games three times: 11G from 3/30-4/10 and 10G from 7/7-20 and 7/28-8/7.
- ▶ Reached base in 18 of his first 20 games of the season from 3/30-4/20, including each of his first 11 games from 3/30-4/10.
- ▶ Homered in consecutive games for the fourth time in his career from 6/29-30.
- ▶ Was acquired by the Yankees from the Padres along with OF Juan Soto in exchange for RHP Michael King, C Kyle Higashioka, RHP Jhony Brito, RHP Randy Vásquez and RHP Drew Thorpe on 12/6.

2022

- ▶ Hit .184 (83-for-451) with 58R, 16 doubles, 2 triples, 17HR, 53RBI, 57BB and 7SB in 152 games...set a career high in home runs.
- ▶ Won his second career Gold Glove Award after posting a .994 fielding percentage (346TC/2E) in 148 appearances (124 starts) in centerfield...according to FanGraphs, his 14 outs above average were the second-most among all Major League outfielders, trailing only Arizona's Daulton Varsho (18)...among NL outfielders, ranked first in putouts (341), second in total chances, third in games played, fifth in defensive runs saved (eight, FanGraphs), eighth in fielding percentage and ninth in innings (1,143.0)...became just the fourth player in Padres history to win multiple Gold Glove Awards, joining Tony Gwynn (five), Steve Finley (two) and Dave Winfield (two).
- ▶ His seven sac hits were the sixth-most in the Majors.
- ▶ Recorded his third career "walk-off" hit and second career "walk-off" HR in the 10th inning on 5/29 vs. Pittsburgh...marked his first career extra-inning HR.
- ▶ Recorded an eight-game hitting streak from 7/27-8/3, batting .310/.355/.724 (9-for-29) with 6R, 3 doubles, 3HR, 6RBI and 2BB over that span...matched the second-longest hitting streak of his career.
- ▶ Hit 6HR in August, matching his most HR in a single calendar month in his career (also 6HR in August 2020).
- ▶ Homered in a career-high-tying three straight games from 8/1-2(G2).
- ▶ Recorded his fourth career "walk-off" hit and third career "walk-off" HR in the ninth inning on 8/2 vs. Colorado-G2.
- ▶ Homered in back-to-back games from 8/12-13.
- ▶ Started each of the Padres' 12 postseason games in CF, batting .200 (8-for-40) with 8R, 3HR, 5RBI, 4BB and 2HP...his 8R scored were tied with Ha-Seong Kim (also 8R in 2022) for the most by a Padre in a single postseason in franchise history...was the fifth player in franchise history to hit at least 3HR in a single postseason, joining Jim Leyritz (4HR in 1998), Manny Machado (4HR in 2022), Greg Vaughn (3HR in 1998) and Ken Caminiti (3HR in 1996)...hit his first career postseason HR in NL Wild Card Game 1 at the Mets with a second-inning solo HR off Max Scherzer...also homered in NL Wild Card Game 2 at the Mets with a solo HR in the third inning off Jacob deGrom, becoming the fourth player in postseason history to hit a home run in consecutive games vs. Cy Young Award winners...drove in a run in four straight postseason games from NL Wild Card Game 1 - NLDS Game 1, becoming just the second player in Padres history to collect an RBI in four consecutive postseason games in a single postseason, joining Jim Leyritz who did so in five straight games to begin the 1998 postseason.

2021

- ▶ Batted .242 (112-for-462) with 61R, 28 doubles, 3 triples, 15HR, 62RBI, 54BB and 13SB in 132 games with the Padres...set a career high in hits, RBI and extra-base hits (46).
- ▶ Appeared in 127 games in centerfield, making 118 starts...made just four errors in 280 total chances, posting a .986 fielding percentage...according to FanGraphs, his five outs above average was tied for the eighth-most among Major League outfielders.
- ▶ With runners on base, hit .296/.375/.508 (53-for-179) with 10 doubles, 2 triples, 8HR, 55RBI and 22BB.
- ▶ Began the season on 10-day injured list with a left hamstring strain...exited a spring training game on 3/11 vs. Cleveland in the third inning with a Grade 1 left hamstring strain...was placed on the injured list on 3/29 and missed the first seven games of the season...was reinstated from the injured list on 4/9.
- ▶ Prior to the All-Star break, batted .274/.357/.491 (64-for-234) with 35R, 14 doubles, 2 triples, 11HR, 36RBI and 29BB in 64 games...following the break, hit .211/.296/.333 (48-for-228) with 26R, 14 doubles, 1 triple, 4HR, 26RBI and 25BB in 68 games.
- ▶ Hit .311/.386/.533 (28-for-90) with 14R, 5 doubles, 5HR, 9RBI, 11BB and 6SB in his first 24 games from 4/9-5/7.
- ▶ Recorded an extra-base hit in a career-high four straight games from 4/9-13 (later matched with four-game streaks from 8/1-3/22 and 6/28-7/1/23).
- ▶ Homered in three straight games for the first time in his career from 4/10-13.
- ▶ Hit his third career leadoff HR on 4/13 at Pittsburgh.
- ▶ Posted a season-high eight-game hitting streak from 5/9-17, batting .313/.421/.469 (10-for-32) with 6R, 1 double, 2 triples, 4RBI, 6BB and 1SB.
- ▶ Hit his fourth career leadoff HR on 5/21 vs. Seattle.
- ▶ Was placed on the 10-day injured list on 5/24 with a left foot contusion...missed 18 team games...played in two rehab games with Triple-A El Paso, going 1-for-5 with 1 double, 1RBI, 2BB and 1SB...was reinstated from the injured list on 6/12.
- ▶ Posted a 15-game on-base streak from 6/23-7/9, the second-longest on-base streak of his career (16G from 9/4-22/20).
- ▶ Recorded his second career multi-HR game on 6/30 at Cincinnati, hitting a solo HR in the second inning and his first career grand slam in the fifth inning.
- ▶ Recorded his second career "walk-off" hit with a "walk-off" single in the ninth inning on 7/8 vs. Washington.



2020

- ▶ Made his first career Opening Day roster and hit .251 (54-for-215) with 42R, 8 doubles, 3 triples, 10HR, 26RBI, 31BB and 10SB in 59 games with San Diego...led the Padres in walks...ranked eighth in the NL in runs scored and tied for eighth in games played.
- ▶ Won his first career Gold Glove Award, becoming the first Padre to win a Gold Glove since Chase Headley in 2012 (third base)...became the third player in franchise history to win a Gold Glove in centerfield, joining Steve Finley (1995-96) and Mike Cameron (2006).
- ▶ Played in 59 of San Diego's 60 games, appearing exclusively in CF...his 496.1 innings played led all National League outfielders...according to FanGraphs, his seven outs above average led Major League outfielders and his seven defensive runs saved ranked third among NL outfielders, trailing only St. Louis' Tyler O'Neill and Los Angeles-NL's Mookie Betts.
- ▶ Set career highs with 3HR and 6RBI on 8/22 vs. Houston...hit his second career leadoff HR, a three-run HR in the second inning and a two-run HR in the seventh inning...became the ninth player in franchise history (11th time) to hit 3HR in a game, joining Hunter Renfroe (twice: 3HR on 6/14/19 at Colorado and 9/20/17 vs. Arizona), Wil Myers (3HR on 7/7/18 at Arizona), Christian Villanueva (3HR on 4/3/18 vs. Colorado), Phil Nevin (3HR on 10/6/01 vs. Colorado), Bret Boone (3HR on 6/23/00 at Cincinnati), Ken Caminiti (3HR on 7/12/98 at Los Angeles-NL), Steve Finley (twice: 3HR on 6/23/97 at San Francisco and 5/19/97 at Cincinnati) and Nate Colbert (3HR on 8/1/72-G2 at Atlanta)...was the fourth Padres outfielder (sixth time) to accomplish the feat, joining Renfroe, Myers and Finley.
- ▶ Posted a career-high 16-game on-base streak from 9/4-22, batting .308/.422/.404 (16-for-52) with 14R, 2 doubles, 1HR, 5RBI, 9BB, 2HP and 6SB.
- ▶ Recorded a career-long 11-game hitting streak from 9/4-15, batting .410/.429/.538 (16-for-39) with 10R, 2 doubles, 1HR, 4RBI, 1BB and 3SB.
- ▶ Recorded his first career "walk-off" hit with a "walk-off" HR on 9/25-G2 at San Francisco...marked the Padres' first "walk-off" HR on the road in club history.
- ▶ Started all six postseason games for the Padres in CF and batted .136 (3-for-22) with 1R, 1 double, 2RBI, 4BB and 1HP...recorded his first career postseason hit in NLDS Game 1 at Los Angeles-NL with an eighth-inning double, the Padres only extra-base hit of the game...his double snapped a 0-for-19 hitless streak...hit safely in all three games in the NLDS against the Dodgers, batting .273 (3-for-11) with 1 double, 2RBI, 1BB and 1HP.

2019

- ▶ Saw his first Major League action, batting .231 (36-for-156) with 24R, 6 doubles, 2 triples, 6HR, 24RBI, 20BB and 15B in 51 games with Milwaukee...appeared at all three outfield positions (17G/9GS in LF, 21G/14GS in CF and 16G/14GS in RF).
- ▶ Spent the majority of the season in the minors, combining to hit .300/.407/.603 (111-for-370) with 71R, 22 doubles, 6 triples, 26HR, 71RBI, 67BB and 12SB in 97 games with Double-A Biloxi and Triple-A San Antonio.
- ▶ Began the year with Double-A Biloxi, batting .254/.371/.504 (60-for-236) with 34R, 14 doubles, 3 triples, 13HR, 41RBI, 44BB and 6SB in 63 games...was named a Southern League Mid-Season All-Star.
- ▶ Was named the Southern League "Player of the Week" for 5/27-6/2 after batting .409/.517/1.136 (9-for-22) with 8R, 5 doubles, 1 triple, 3HR, 12RBI and 6BB in six games.
- ▶ Was promoted to Triple-A San Antonio on 6/20 and hit .381/.471/.776 (51-for-134) with 37R, 8 doubles, 3 triples, 13HR, 30RBI, 23BB and 6SB in 34 games.
- ▶ Was signed to a Major League contract and selected to the active roster on 8/1...made his Major League debut that night at Oakland, starting in CF and going 0-for-3.
- ▶ Recorded his first Major League hit (first-inning single off Yu Darvish) and home run (eighth-inning solo HR off of Tyler Chatwood) on 8/4 at Chicago-NL.
- ▶ Recorded a career-high 5H on 9/9 at Miami.
- ▶ Hit his first career leadoff HR on 9/11 at Miami.
- ▶ Made his postseason debut, starting in RF and batting leadoff in Milwaukee's Wild Card Game at Washington (0-for-3, 1R, 1BB).
- ▶ Following the season, was named an Organization All-Star by MiLB.com.
- ▶ Was acquired by San Diego from Milwaukee along with RHP Zach Davies in exchange for LHP Eric Lauer, INF Luis Urias and a player to be named later or cash considerations on 11/27.

2018

- ▶ In 107 games with Double-A Biloxi, hit .233 (78-for-335) with 45R, 10 doubles, 2 triples, 7HR, 31RBI, 63BB and 11SB...ranked sixth in the Southern League in OBP (.356) and walks.
- ▶ Following the season, played for the Peoria Javelinas in the Arizona Fall League...hit .150 (9-for-60) with 4R, 1 triple, 1HR, 6RBI and 13BB in 17 games.

2017

- ▶ Hit .223 (102-for-457) with 78R, 21 doubles, 6 triples, 8HR, 45RBI, 98BB and 38SB in 133 games with Single-A Carolina...led Brewers minor leaguers and the Carolina League in walks...ranked second among all minor leaguers in walks...also led the Carolina League in games, tied for second in runs scored and stolen bases and ranked sixth in OBP (.360).

2016

- ▶ Spent the season with Single-A Wisconsin, batting .231 (51-for-221) with 27R, 15 doubles, 2 triples, 2HR, 24RBI, 37BB and 5SB in 59 games.
- ▶ Following the season, was tabbed by *Baseball America* as the Brewers' No. 6 prospect.



2015

- ▶ In his professional debut with the AZL Brewers and Rookie-level Helena, combined to hit .309/.424/.430 (64-for-207) with 39R, 7 doubles, 6 triples, 2HR, 21RBI, 39BB and 25SB in 55 games.
- ▶ Spent the majority of the season with the AZL Brewers, hitting .309/.422/.442 (51-for-165) with 34R, 7 doubles, 6 triples, 1HR, 16RBI, 30BB and 20SB in 43 games...ranked third in the AZL in walks, tied for third in triples and stolen bases, ranked fourth in OBP and OPS (.864), and tied sixth in runs scored.
- ▶ Was promoted to Rookie-level Helena on 8/27 and batted .310/.431/.381 (13-for-42) with 5R, 1HR, 5RBI, 9BB and 5SB in 12 games.
- ▶ Following the season, was tabbed by *Baseball America* as the Brewers' No. 3 prospect and an Organization All-Star by MiLB.com.

PERSONAL

- ▶ Was born Trenton Marcus Clark...legally changed his last name to Grisham, his mother's last name, in 2017.
- ▶ Graduated from Richland High School (Tex.), where as a freshman, he played baseball, basketball and football.
- ▶ Played for the 18-U Team USA, and he led the team in the Pan American Championship with a .538 BA.
- ▶ Committed to Texas Tech University prior to signing with the Brewers.

Grisham's Career Batting Record

Year	Club	AVG	G	AB	R	H	2B	3B	HR	RBI	SH	SF	HP	BB	SO	SB	CS	E	OBP	SLG
2015	AZL Brewers	.309	43	165	34	51	7	6	1	16	1	1	3	30	36	20	5	2	.422	.442
	Helena	.310	12	42	5	13	0	0	1	5	1	0	0	9	8	5	3	0	.431	.381
2016	Wisconsin	.231	59	221	27	51	15	2	2	24	2	0	2	37	68	5	10	4	.346	.344
2017	Carolina	.223	133	457	78	102	21	6	8	45	5	6	3	98	141	38	5	7	.360	.348
2018	Biloxi	.233	107	335	45	78	10	2	7	31	3	2	2	63	87	11	3	5	.356	.337
2019	Biloxi	.254	63	236	34	60	14	3	13	41	0	2	1	44	50	6	4	1	.371	.504
	San Antonio	.381	34	134	37	51	8	3	13	30	1	0	0	23	22	6	1	2	.471	.776
	MILWAUKEE - a	.231	51	156	24	36	6	2	6	24	0	3	4	20	48	1	0	0	.328	.410
2020	SAN DIEGO	.251	59	215	42	54	8	3	10	26	1	1	3	31	64	10	1	2	.352	.456
2021	SAN DIEGO - b, c	.242	132	462	61	112	28	3	15	62	1	4	6	54	119	13	5	4	.327	.413
	El Paso	.200	2	5	0	1	0	0	1	0	0	0	0	2	0	1	0	0	.429	.400
2022	SAN DIEGO	.184	152	451	58	83	16	2	17	53	7	2	7	57	150	7	1	2	.284	.341
2023	SAN DIEGO - d	.189	153	469	67	93	31	1	13	50	4	1	5	75	154	15	3	4	.315	.352
2024	YANKEES	.190	76	179	21	34	8	0	9	31	1	2	4	22	57	1	1	2	.290	.385
Minor League Totals		.255	453	1595	260	407	76	22	45	193	13	11	11	306	412	92	31	21	.376	.415
AL Totals		.190	76	179	21	34	8	0	9	31	1	2	4	22	57	1	1	2	.290	.385
NL Totals		.216	547	1753	252	378	89	11	61	215	13	11	25	237	535	46	10	12	.316	.383
Major League Totals		.213	623	1932	273	412	97	11	70	246	14	13	29	259	592	47	11	14	.313	.384

Selected by the Milwaukee Brewers in the first round (15th overall) of the 2015 First-Year Player Draft.

- a - Acquired by the San Diego Padres from the Milwaukee Brewers along with RHP Zach Davies in exchange for LHP Eric Lauer, INF Luis Urias and a player to be named later or cash considerations on November 27, 2019.
- b - Placed on the 10-day injured list from March 29 - April 9, 2021 with a left hamstring strain.
- c - Placed on the 10-day injured list from May 24 - June 12, 2021 with a left foot contusion.
- d - Acquired by the Yankees from the San Diego Padres along with OF Juan Soto in exchange for RHP Michael King, C Kyle Higashioka, RHP Jhony Brito, RHP Randy Vasquez and RHP Drew Thorpe on December 6, 2023.

Grisham's Postseason Record

Year	Club vs. Opp.	AVG	G	AB	R	H	2B	3B	HR	RBI	SH	SF	HP	BB	SO	SB	CS	E	OBP	SLG
2019	MIL vs. WAS (WC)	.000	1	3	1	0	0	0	0	0	0	0	0	1	2	0	0	1	.250	.000
2020	SD vs. STL (WC)	.000	3	11	1	0	0	0	0	0	0	0	0	3	6	0	0	0	.214	.000
	SD vs. LAD (DS)	.273	3	11	0	3	1	0	0	2	0	0	1	1	5	0	0	1	.385	.364
2022	SD vs. NYM (WC)	.500	3	8	5	4	0	0	2	3	0	0	2	2	0	0	0	0	.667	1.250
	SD vs. LAD (DS)	.308	4	13	2	4	0	0	1	2	0	0	0	2	6	0	0	0	.400	.538
	SD vs. PHI (CS)	.000	5	19	1	0	0	0	0	0	0	0	0	0	9	0	0	0	.000	.000
2024	NYN vs. KC (DS)																			
	NYN vs. CLE (CS)																			
	NYN vs. LAD (WS)																			
WCS Totals		.182	7	22	7	4	0	0	2	3	0	0	2	6	8	0	0	1	.400	.455
LDS Totals		.292	7	24	2	7	1	0	1	4	0	0	1	3	11	0	0	1	.393	.458
LCS Totals		.000	5	19	1	0	0	0	0	0	0	0	0	0	9	0	0	0	.000	.000
POSTSEASON TOTALS		.169	19	65	10	11	1	0	3	7	0	0	3	9	28	0	0	2	.299	.323

Grisham's Career Fielding Record

Position	PCT	G	PO	A	E	TC	DP
Outfield	.989	598	1,262	13	14	1,289	6

Grisham's Career Home Run Chart

MULTI-HOMER GAMES: 2. **TWO-HOMER GAMES:** 1, 6/30/21 at CIN. **THREE-HOMER GAMES:** 1, 8/22/20 vs. HOU. **GRAND SLAMS:** 2, last on 9/4/24 at TEX (Grant Anderson). **PINCH-HIT HR:** None. **INSIDE-THE-PARK HR:** None. **"WALK-OFF" HR:** 3, last on 8/2/22 vs. COL-G2 (Alex Colomé). **LEADOFF HR:** 4, last on 5/21/21 vs. SEA (Chris Flexen).

Grisham's Career Bests and Streaks

HITS: 5, 9/9/19 at MIA. **RUNS:** 3 - 5 times (last on 7/1/23 at CIN). **2B:** 3, 6/27/21 vs. ARI. **3B:** 1 - 11 times (last on 7/1/23 at CIN). **HR:** 3, 8/22/20 vs. HOU. **RBI:** 6, 8/22/20 vs. HOU. **BB:** 3 - 6 times (last on 4/12/23 at NYM). **SO:** 4 - 6 times (last on 5/17/23 vs. KC). **SB:** 2, 5/30/23 at MIA. **HIT STREAK:** 11g, 9/4-15/20. **"WALK-OFF" HITS:** 4, last on 8/2/22 vs. COL-G2 (HR).

Player of the Month: None

Player of the Week: None

Rookie of the Month: None



IAN HAMILTON • RHP

71

HT: 6-1 • **WT:** 200 • **BATS:** R • **THROWS:** R
BIRTHDATE: 6/16/95 • **OPENING DAY AGE:** 29
BIRTHPLACE: Dover, N.H.
RESIDES: Peoria, Ariz.
COLLEGE: Washington State University
M.L. SERVICE: 2 years, 126 days



STATUS

- Was signed by the Yankees as a minor league free agent on January 27, 2023.

2024

- In 35 games with the Yankees, went 0-1 with one save and a 3.82 ERA (37.2IP, 37H, 17R/16ER, 14BB, 41K, 2HR)... opponents batted .261/.331/.373 (37-for-142, 2HR); LH .269/.361/.404 (14-for-52, 1HR); RH .256/.314/.356 (23-for-90, 1HR)...made his first career Opening Day roster.
- Did not allow a run in 25 of 35 appearances.
- Recorded at least four outs in 12 of his appearances...tossed at least 2.0 scoreless innings five times: 3/30 at Houston (2.0IP), 4/3 at Arizona (2.2IP), 4/9 vs. Miami (2.0IP), 4/13-G1 at Cleveland (2.0IP) and 5/14 at Minnesota (2.0IP).
- Allowed just 2HR to 163BF, posting a 0.48 HR/9.0IP ratio.
- Did not allow a run in 12 of his first 14 appearances from 3/28-5/5.
- Retired all 7BF over 2.2 perfect innings of relief on 4/3 at Arizona (4K)...entered the game in the sixth inning and stranded a pair of inherited runners after inducing an inning-ending double play...marked his longest outing without allowing a baserunner in his career...both his 2.2IP and 4K were season highs.
- Allowed a run in four straight games from 6/7-16, allowing 8R/7ER in 4.0IP.
- Was placed on the 15-day injured list on 6/18 (retroactive to 6/17) with a right lat strain...was transferred to the 60-day injured list on 8/26...missed 67 team games...combined to make three rehab appearances with Double-A Somerset and Triple-A Scranton/Wilkes-Barre, going 1-0 over 4.0 perfect innings (6K)...was reinstated from the I.L. on 9/7.
- After being reinstated from the injured list on 9/7, retired 23 of his 27 batters faced (4H, 11K)...over that span (9/9-29), posted a 1.13 ERA (8.0IP, 1ER) and held opponents to a .148/.148/.296 (4-for-27) slash line.
- Earned his only save of the season on 9/18 at Seattle after tossing a scoreless 10th inning (1H, 2K)...marked the third save of his career and first since 8/30/23 at Detroit.
- Made two postseason appearances for the Yankees...made his first career postseason appearance in ALDS Game 2 vs. Kansas City, tossing 1.1 scoreless innings of relief (1H, 3K)...exited ALCS Game 3 at Cleveland with a left calf strain (0.1IP, 1R/ER, 1BB)...was replaced on the roster by RHP Mark Leiter Jr. and missed the remainder of the postseason.

2023

- In 39 appearances (three starts) with the Yankees, went 3-2 with two saves and a 2.64 ERA (58.0IP, 45H, 19R/17ER, 26BB, 69K, 2HR)...opponents batted .215/.310/.297 (45-for-209, 2HR); LH .198/.284/.323 (19-for-96, 2HR); RH .230/.331/.274 (26-for-113, 0HR).
- Ranked second among Major League relievers in HR/9.0IP (0.17), trailing only Oakland's Lucas Erceg (0.16)...ranked eighth among AL relievers in opponents' OPS (.566) and ninth in ERA (2.33).
- 28 of his 39 appearances were scoreless.
- Recorded at least four outs in 20 of his 39 appearances and recorded at least five outs in 17 of his games...tossed at least 2.0 innings in 14 appearances and at least 3.0 innings in three games.
- Recorded multiple strikeouts in 20 of his 39 appearances.
- Was signed to a Major League contract and selected to the active roster on 4/3...made his Yankees debut that night vs. Philadelphia and tossed 1.2 scoreless innings (3H, 2K).
- Posted a 1.17 ERA (23.0IP, 3ER) over his first 17 games from 4/3-6/29 and a 1.60 ERA (33.2IP, 6ER) over his first 26 games from 4/3-7/29.
- Did not allow a HR in his first 17 games (4/3-6/29).
- Tossed 3.0 scoreless innings and recorded a career-high 6K on 4/13 vs. Minnesota (1H, 1BB)...marked the first time in his career he tossed at least 3.0IP.
- Retired all 3BF in the 10th inning on 4/19 vs. Los Angeles-AL to record his first win as a Yankee (1.0IP)...marked his second career win and his first since 9/25/18 vs. Cleveland with Chicago-AL.
- Did not allow a run in a career-high 10 straight outings from 4/26-6/29...posted a career-best 10.1 scoreless inning streak over that span.
- Allowed just 1ER over a 14-game span from 4/13-6/29, going 1-0 with one save, a 0.52 ERA (17.1IP, 1ER) and 21K.
- Earned his first career save on 5/6 at Tampa Bay (1.0IP, 1H, 1K).
- Exited the game on 5/16 at Toronto with right groin tightness (0.2IP, 1H, 2BB, 2K).



- Was placed on the 15-day injured list on 5/17 with a right groin strain...missed 35 team games...combined to make three rehab appearances with Double-A Somerset, allowing 1ER over 2.2IP (1H, 2BB, 4K)...was reinstated from the I.L. on 6/28.
- Served as an opener in Game 2 on 7/1 at St. Louis (1.0IP, 3H, 1ER, 2K, 1HR)...marked his first career start.
- Did not allow a HR over his final 19 appearances (7/7-9/30).
- Recorded at least four outs in 13 of his final 17 games from 7/16-9/30.
- Served as the Yankees' opener on 8/9 at Chicago-AL (1.0IP, 1BB, 1K) and 8/11 at Miami (2.0IP, 3H, 2ER, 2K)...marked his second and third career starts.
- Allowed just 1H over a career-high 3.2 innings on 8/18 vs. Boston (5K).
- Earned his second career save on 8/30 at Detroit after tossing 3.0 scoreless innings of relief (1BB, 5K).
- Was placed on the 15-day injured list on 9/3 (retroactive to 8/31) with a right groin strain...missed 15 team games...was reinstated from the I.L. on 9/16.
- Signed with the Yankees as a minor league free agent on 1/27.

2022

- Made one appearance for the Minnesota Twins (2.2IP, 3H, 2R/ER, 1BB, 1HR).
- Spent the majority of the season with Triple-A St. Paul, going 2-3 with one save and a 1.88 ERA (28.2IP, 16H, 9R/6ER, 8BB, 36K, 3HR) in 23 appearances.
- Was signed to a Major League contract and selected to the active roster as a substitute player on 6/3...made his Twins debut on 6/4 at Toronto, tossing 2.2 innings of relief (3H, 2ER, 1BB, 1HR)...was returned to Triple-A St. Paul on 6/6.
- Was acquired by the Cleveland Guardians in exchange for C Sandy León on 8/2...finished the season with Triple-A Columbus, going 0-4 with one save and a 6.27 ERA (18.2IP, 17H, 14R/13ER, 11BB, 24K, 3HR) in 15 games.

2021

- Spent the entire season with Triple-A St. Paul, going 4-3 with four saves and a 4.12 ERA (59.0IP, 46H, 31R/27ER, 39BB, 86K, 5HR) in 38 games (three starts)...was tied for the fourth-most appearances among Twins farmhands.
- Was designated for assignment by the Phillies on 1/29 before being claimed off waivers by the Twins on 2/5...was designated for assignment by the Twins on 2/12 and outrighted on 2/16.

2020

- Made four relief appearances for the Chicago White Sox in one stint with the club (7/27-8/22), posting a 4.50 ERA (4.0IP, 4H, 2ER, 5BB, 4K, 0HR).
- Was placed on the 10-day injured list on 8/15 (retroactive to 8/12) with right shoulder soreness...was reinstated and optioned to the Alternate Site on 8/22.
- Was designated for assignment on 9/18 and claimed off waivers by the Seattle Mariners on 9/25...was optioned to Seattle's Alternate Site on 9/25.
- Was claimed off waivers by the Philadelphia Phillies on 12/7.

2019

- Made 16 relief appearances for Triple-A Charlotte going 0-2 with three saves and a 9.92 ERA (16.1IP, 28H, 18ER, 3BB, 20K, 4HR).
- Began the season on the 10-day injured list with right shoulder inflammation suffered during spring training...was reinstated and optioned to Triple-A Charlotte on 4/4.
- Was placed on the minor league injured list on 5/22 with left quad discomfort...during his I.L. stint, was struck by a foul ball in June and suffered multiple facial fractures and missed the remainder of the season.

2018

- Saw his first Major League action with the Chicago White Sox, going 1-2 with a 4.50 ERA (8.0IP, 6H, 5R/4ER, 2BB, 5K, 2HR) in 10 relief appearances in one stint with the club (8/31-9/30)...opponents hit .207/.273/.414 (6-for-29, 2HR); LH .400/.500/.700 (4-for-10, 1HR); RH .105/.143/.263 (2-for-19, 1HR).
- Began the season in the minors, combining to go 3-2 with 22 saves and a 1.74 ERA (51.2IP, 38H, 11R/10ER, 16BB, 62K, 2HR) in 43 games with Double-A Birmingham and Triple-A Charlotte...recorded the eighth-most saves in the minors.
- Started the year at Double-A Birmingham, going 2-1 with a 1.78 ERA (25.1IP, 20H, 6R/5ER, 12BB, 34K, 0HR) in 21 relief appearances...was named a Southern League Mid-Season All-Star.
- Was promoted to Triple-A Charlotte on 6/21 and went 1-1 with 10 saves and a 1.71 ERA (26.1IP, 18H, 5R/ER, 4BB, 28K, 2HR) in 22 games.
- Was signed to a Major League contract and selected to the active roster on 8/31...made his Major League debut that night vs. Boston, tossing a scoreless ninth inning.
- Struck out Victor Reyes swinging in the eighth inning on 9/3 vs. Detroit for his first Major League strikeout.
- Recorded his first career win on 9/25 vs. Cleveland (0.1IP).

2017

- In 44 combined appearances with Single-A Winston-Salem and Double-A Birmingham, went 4-6 with seven saves and a 2.64 ERA (71.2IP, 59H, 26R/21ER, 16BB, 74K, 1HR)...among White Sox farmhands, ranked second in appearances and tied for fifth in saves.



- Spent the majority of the season with Single-A Winston-Salem, going 3-3 with six saves and a 1.71 ERA (52.2IP, 33H, 12R/10ER, 8BB, 52K, 1HR) in 30 relief appearances...also made 14 appearances for Double-A Birmingham, going 1-3 with a 5.21 ERA (19.0IP, 26H, 14R/11ER, 8BB, 22K, 0HR).

2016

- In his professional debut, combined to go 1-1 with eight saves and a 3.58 ERA (32.2IP, 22H, 13ER, 15BB, 29K, 3HR) in 22 games with the AZL White Sox and Single-A Kannapolis.
- Made his season debut with the AZL White Sox (1.0IP, 1BB, 2K) before being transferred to Single-A Kannapolis on 6/24...in 21 games with Single-A Kannapolis, went 1-1 with eight saves and a 3.69 ERA (31.2IP, 22H, 13ER, 14BB, 27K, 3HR).

PERSONAL

- Attended Washington State where he was a three-year letter winner, going 5-16 with a school record 28 saves and a 3.66 ERA (160.0IP, 163H, 82R/65ER, 60BB, 123K, 9HR) over 70 appearances (15 starts)...named Freshman All-American by Collegiate Baseball and NCBWA after leading the Pac-12 with a school record 15 saves...named to All-Pac-12 Conference First Team as a sophomore...heading into his junior season, was ranked No. 44 among the Top 100 college prospects by *Baseball America* and garnered Louisville Slugger Preseason All-America Second Team honors.
- Played for the Wareham Gatemen in the 2015 Cape Cod League and was named the team's top pitcher after posting a 0.89 ERA in 12 games (four starts)...was named Co-MVP of the CCL All-Star Game.

Hamilton's Career Pitching Record

Year	Club	W	L	ERA	G	GS	CG	SHO	SV	IP	H	R	ER	HR	HP	BB	SO	WP	BK
2016	AZL White Sox	0	0	0.00	1	0	0	0	0	1.0	0	0	0	0	0	1	2	0	0
	Kannapolis	1	1	3.69	21	0	0	0	8	31.2	22	13	13	3	0	14	27	0	0
2017	Winston-Salem	3	3	1.71	30	0	0	0	6	52.2	33	12	10	1	2	8	52	1	0
	Birmingham	1	3	5.21	14	0	0	0	1	19.0	26	14	11	0	0	8	22	2	0
2018	Birmingham - a	2	1	1.78	21	0	0	0	12	25.1	20	6	5	0	0	12	34	1	0
	Charlotte	1	1	1.71	22	0	0	0	10	26.1	18	5	5	2	1	4	28	2	0
	CHICAGO-AL	1	2	4.50	10	0	0	0	0	8.0	6	5	4	2	1	2	5	0	0
2019	Charlotte	0	2	9.92	16	0	0	0	3	16.1	28	18	18	4	0	3	20	1	0
2020	CHICAGO-AL - b,c,d	0	0	4.50	4	0	0	0	0	4.0	4	2	2	0	0	5	4	2	0
2021	St. Paul - e	4	3	1.12	38	3	0	0	4	59.0	46	31	27	5	2	39	86	12	0
2022	St. Paul	2	3	4.88	23	0	0	0	1	28.2	16	9	6	3	2	8	36	3	0
	MINNESOTA - f	0	0	6.75	1	0	0	0	0	2.2	3	2	2	1	0	1	0	0	0
	Columbus	0	4	6.27	15	0	0	0	1	18.2	17	14	13	3	0	11	24	1	0
2023	YANKEES - g,h	3	2	2.64	39	3	0	0	2	58.0	45	19	17	2	3	26	69	1	0
	Somerset	2	1	3.38	3	0	0	0	0	2.2	1	1	1	0	0	2	4	0	0
2024	YANKEES - i	0	1	3.82	35	0	0	0	1	37.2	37	17	16	2	3	14	41	0	0
	Somerset	1	0	0.00	2	0	0	0	0	2.1	0	0	0	0	0	0	6	0	0
	Scranton/WB	0	0	0.00	1	0	0	0	0	1.2	0	0	0	0	0	0	0	0	0
Minor League Totals		17	22	3.44	207	3	0	0	46	285.1	227	123	109	21	7	110	341	23	0
Major League Totals		4	5	3.34	89	3	0	0	3	110.1	95	45	41	7	7	48	119	3	0
NY Yankees Totals		3	3	3.10	74	3	0	0	3	95.2	82	36	33	4	6	40	110	1	0

Selected by the Chicago White Sox in the 11th round of the 2016 First-Year Player Draft.

a - Placed on the 10-day injured list from March 26 (retroactive to March 25) - April 4, 2019 with right shoulder inflammation.

b - Placed on the 10-day injured list from August 15 (retroactive to August 12) - 22, 2020 with right shoulder soreness.

c - Claimed off waivers by the Seattle Mariners from the Chicago White Sox on September 25, 2020.

d - Claimed off waivers by the Philadelphia Phillies from the Seattle Mariners on December 7, 2020.

e - Claimed off waivers by the Minnesota Twins from the Philadelphia Phillies on February 5, 2021.

f - Acquired by the Cleveland Guardians from the Minnesota Twins in exchange for C Sandy León on August 2, 2022.

g - Placed on the 15-day injured list from May 17 - June 28, 2023 with a right groin strain.

h - Placed on the 15-day injured list from September 3 (retroactive to August 31) - September 16, 2023 with a right groin strain.

i - Placed on the 15-day injured list on June 18, 2024 (retroactive to June 17) with a right lat strain...was transferred to the 60-day injured list on August 26, 2024 and reinstated on September 7, 2024.

Hamilton's Postseason Record

Year	Club vs. Opp.	W	L	ERA	G	GS	CG	SHO	SV	IP	H	R	ER	HR	HP	BB	SO	WP	BK
2024	NY Yankees vs. KC (CS)	0	0	0.00	1	0	0	0	0	1.1	1	0	0	0	0	0	3	0	0
	NY Yankees vs. CLE (DS)	0	0	27.00	1	0	0	0	0	0.1	0	1	1	0	0	1	0	0	0
LDS Totals		0	0	0.00	1	0	0	0	0	1.1	1	0	0	0	0	0	3	0	0
LCS Totals		0	0	27.00	1	0	0	0	0	0.1	0	1	1	0	0	1	0	0	0
POSTSEASON TOTALS		0	0	5.40	2	0	0	0	0	1.2	1	1	1	0	0	1	3	0	0

Hamilton's Career Fielding Record

Position	PCT	G	PO	A	E	TC	DP
Pitcher	1.000	89	14	9	0	23	2

Hamilton's Career Bests and Streaks

COMPLETE GAMES: None. **LOW-HIT COMPLETE GAME:** None. **IP (START):** 2.0, 8/1/23 at MIA. **IP (RELIEF):** 3.2, 8/18/23 vs. BOS. **HITS:** 4, 9/20/23 vs. TOR. **RUNS:** 4, 8/27/23 at TB. **EARNED RUNS:** 4, 8/27/23 at TB. **WALKS:** 3 - 3 times (last on 8/14/23 at ATL). **STRIKEOUTS:** 6, 4/13/23 vs. MIN. **HOME RUNS:** 1 - 7 times (last on 9/24/24 vs. BAL). **WINNING STREAK:** 2G, 4/19-8/5/23. **LOSING STREAK:** 2G, 9/9-2/18. **SCORELESS STREAK (IP):** 10.1, 4/26-6/29/23.

Pitcher of the Month: None

Player of the Week: None

Rookie of the Month: None



BRENT HEADRICK • LHP

97

HT: 6-6 • **WT:** 235 • **BATS:** L • **THROWS:** L
BIRTHDATE: 12/17/97 • **OPENING DAY AGE:** 27
BIRTHPLACE: Joliet, Ill.
RESIDES: Normal, Ill.
COLLEGE: Illinois State University
M.L. SERVICE: 75 days



STATUS

- ▶ Was claimed off waivers by the Yankees from the Minnesota Twins on February 11, 2025.

2024

- ▶ Appeared in one game in relief for the Minnesota Twins on 9/22-G1 at Boston (3.0IP, 2H, 1R/ER, 2BB, 5K, 1HR).
- ▶ Combined with Triple-A St. Paul and Single-A Fort Myers to go 1-0 with a 1.86 ERA (19.1IP, 16H, 7R/4ER, 7BB, 23K, 3HR) in seven games (five starts)...missed most of the season on the minor league injured list with a left forearm strain.
- ▶ Was claimed off waivers by the Yankees from Minnesota on 2/11/25.

2023

- ▶ Saw his first Major League action with the Minnesota Twins, going 3-0 with one save and a 6.31 ERA (25.2IP, 27H, 18R/ER, 10BB, 30K, 7HR) in 14 relief appearances over four stints (4/16-26, 6/17-7/4, 8/6-11, 9/1-14).
- ▶ Was recalled from Triple-A St. Paul on 4/16...made his Major League debut on 4/19 at Boston, recording the save after allowing just 1R/ER over 3.0IP (1H, 2BB, 3K)...struck out Enmanuel Valdez swinging in the seventh inning for his first Major League strikeout...became the third pitcher in Twins history (since 1961) to earn a save in his Major League debut, joining Micheal Nakamura (6/7/03 at San Diego) and Steve Barber (4/9/70 at Chicago-AL).
- ▶ Struck out a career-high eight batters in his relief appearance on 4/26 vs. the Yankees (5.0IP, 3H, 2R/ER, 2BB, 8K, 1HR)...was the fifth rookie in club history to strike out at least eight batters in one relief outing, joining Dave Boswell (9K on 5/11/65 vs. California), Tom Johnson (9K on 8/6/76 at Texas), Mark Guthrie (8K on 8/22/89 vs. Chicago-AL) and Jim Merritt (8K on 9/10/65 at Boston).
- ▶ Earned his first Major League win on 6/17 vs. Detroit (2.1IP, 1H, 0R, 1BB, 2K).
- ▶ Spent the majority of the season with Triple-A St. Paul, going 4-2 with a 4.68 ERA (75.0IP, 72H, 42R/39ER, 26BB, 83K, 11HR) in 19 games (12 starts).

2022

- ▶ In 25 combined games (23 starts) with High-A Cedar Rapids and Double-A Wichita, went 10-5 with a 3.32 ERA (108.1IP, 92H, 41R/40ER, 25BB, 136K, 18HR)...among qualified Twins farmhands, was first in winning percentage (.667), was tied for first in wins and games started, ranked second in innings pitched, strikeouts, opponents' BA (.224) and WHIP (1.08), and third in ERA.
- ▶ Began the season with High-A Cedar Rapids, going 8-2 with a 2.34 ERA (65.1IP, 45H, 17R/ER, 13BB, 77K, 7HR) in 15 starts.
- ▶ Was promoted to Double-A Wichita on 7/23 and went 2-3 with a 4.81 ERA (43.0IP, 47H, 24R/23ER, 12BB, 59K, 11HR) in 10 games (eight starts) with the club.
- ▶ Made two postseason starts for Wichita, tossing 12.0 innings over two starts (1W, 9H, 1R/0ER, 0BB, 19K)...in Game 2 of the Texas League Championship Series, struck out 11 batters over 7.0 scoreless innings.
- ▶ Was added to the Twins 40-man roster on 11/15.
- ▶ Following the season, was named a Twins Organization All-Star by MiLB.com.

2021

- ▶ Combined with Single-A Fort Myers and the FCL Twins to go 3-5 with a 3.71 ERA (63.0IP, 65H, 33R/26ER, 35BB, 88K, 5HR) in 16 games (15 starts).

2020

- ▶ Did not play due to the COVID-19 pandemic.

2019

- ▶ Made his professional debut with Rookie-level Elizabethton, making three appearances (two starts) with the club (3.2IP, 2H, 2R/ER, 5BB, 2K, 0HR)



PERSONAL

- ▶ Full name is Brent Wayne Headrick (pronounced HED-rick).
- ▶ Pitched three seasons collegiately at Illinois State University (2017-19)...went 14-12 with one complete game and a 4.55 ERA (205.2IP, 104ER) and 193K in 42 career games (39 starts) for the Redbirds...named 2019 Missouri Valley Conference "Pitcher of the Year" and to the 2019 All-MVC First Team...was named to the 2019 MVC All-Tournament Team.
- ▶ Attended Reed-Custer High School in his hometown of Braidwood, Ill....was a three-year starter for the baseball team and named the Class 2A "Player of the Year" as a senior...earned All-Area and All-Conference honors all three seasons...served as team captain and named MVP final two seasons...his team won the conference title as a senior...was also a three-year member of the school's basketball team, earning All-State honors his junior and senior years, and All-Area and All-Conference honors all three years...made a school-record 127 three-pointers as a junior, tied for 17th-highest single-season total in state history...his team won regional championships three-straight years...also a member of school's golf team for two years.
- ▶ He and his wife, Hannah, volunteered at the United Way of Lee, Hendry and Glades processing center during 2023 spring training with the Twins, helping sort donations for Lee County school students and their families in the aftermath of Hurricane Ian.

Headrick's Career Pitching Record

Year	Club	W	L	ERA	G	GS	CG	SHO	SV	IP	H	R	ER	HR	HP	BB	SO	WP	BK
2020																			
2019	Elizabethton	0	0	0.00	3	2	0	0	0	3.2	2	2	0	0	0	5	2	0	0
2021	Fort Myers	3	5	3.82	15	14	0	0	0	61.1	64	32	26	5	1	33	86	9	0
	FCL Twins	0	0	0.00	1	1	0	0	0	1.2	1	1	0	0	0	2	2	0	0
2022	Cedar Rapids	8	2	2.34	15	15	0	0	0	65.1	45	17	17	7	2	13	77	0	0
	Wichita	2	3	4.81	10	8	0	0	0	43	47	24	23	11	0	12	59	0	1
2023	St. Paul	4	2	4.68	19	12	0	0	0	75	72	42	39	11	5	26	83	2	0
	MINNESOTA	3	0	6.31	14	0	0	0	1	25.2	27	18	18	7	4	10	30	1	0
2024	St. Paul	1	0	2.00	6	4	0	0	0	18.0	14	7	4	3	0	6	23	0	0
	Fort Myers	0	0	0.00	1	1	0	0	0	1.1	2	0	0	0	1	1	0	0	0
	MINNESOTA - a	0	0	3.00	1	0	0	0	0	3.0	2	1	1	1	0	2	5	0	0
	Minor League Totals	18	12	3.64	70	57	0	0	0	269.1	247	125	109	37	9	98	332	11	1
	Major League Totals	3	0	5.97	15	0	0	0	1	28.2	29	19	19	8	4	12	35	1	0

Selected by the Minnesota Twins in the ninth round of the 2019 First-Year Player Draft.

a - Claimed off waivers by the Yankees from the Minnesota Twins on 2/11/25.

Headrick's Career Fielding Record

Position	PCT	G	PO	A	E	TC	DP
Pitcher	1.000	15	0	1	0	1	0

Headrick's Career Bests and Streaks

COMPLETE GAMES: None. **LOW-HIT COMPLETE GAME:** None. **IP (START):** None. **IP (RELIEF):** 5.0, 4/26/23 vs. NYY. **HITS:** 5, 6/20/23 vs. BOS. **RUNS:** 5, 6/20/23 vs. BOS. **EARNED RUNS:** 5, 6/20/23 vs. BOS. **WALKS:** 2 - 4 times (last on 9/22/24-G1 at BOS). **STRIKEOUTS:** 8, 4/26/23 vs. NYY. **HOME RUNS:** 2, 8/11/23 at PHI. **WINNING STREAK:** 3g, 6/17/23-present. **LOSING STREAK:** N/A. **SCORELESS STREAK (IP):** 3.0, 4/26/23.

Pitcher of the Month: None

Player of the Week: None

Rookie of the Month: None



TIM HILL • LHP

41

HT: 6-4 • **WT:** 210 • **BATS:** R • **THROWS:** L
BIRTHDATE: 2/10/90 • **OPENING DAY AGE:** 35
BIRTHPLACE: Mission Hills, Calif.
RESIDES: San Diego, Calif.
COLLEGE: Bacone College, Okla.
M.L. SERVICE: 6 years, 112 days



STATUS

- ▶ Signed a one-year Major League contract with the Yankees on February 8, 2025 with a club option for the 2026 season.

CAREER

- ▶ Over parts of seven Major League seasons with the Kansas City Royals (2018-19), San Diego Padres (2020-23), Chicago White Sox (2024) and Yankees (2024), has gone 20-14 with four saves and a 3.99 ERA (322.1IP, 326H, 176R/143ER, 103BB, 239K, 30HR) over 382 career relief appearances.
- ▶ Among Major League relievers since 2018, he ranks fifth in groundball percentage (62.1%) and seventh in inherited runners scored percentage (28.9).
- ▶ His 382 relief appearances since 2018 are the fifth-most among left-handed relievers.
- ▶ Has made at least 60 appearances in three seasons (70G in 2018 with Kansas City, 78G in 2021 with San Diego and 62G in 2024 with Chicago-AL/the Yankees).
- ▶ Has made seven Opening Day rosters (2018-19 with Kansas City, 2020-23 with San Diego and 2024 with Chicago-AL).
- ▶ Has appeared in the postseason three times in his career (2020 and '22 with San Diego and 2024 with the Yankees)...has not allowed an earned run in 15 of his 16 career postseason appearances, going 1-0 with a 0.68 ERA (13.1IP, 9H, 3R/1ER, 3BB, 8K, 0HR)...made 10 relief appearances with the Yankees in 2024, posting a 1.08 ERA (8.1IP, 7H, 2R/1ER, 2BB, 3K, 0HR).

2024

- ▶ Made 62 combined appearances with the Chicago White Sox and Yankees, going 4-0 with a 3.36 ERA (67.0IP, 77H, 32R/25ER, 19BB, 31K, 2HR)...opponents batted .289/.338/.338 (77-for-266, 2HR); LH .273/.321/.322 (33-for-121, 0HR); RH .303/.352/.352 (44-for-145, 2HR)...his 67.0IP marked a career high.
- ▶ His 69.5 groundball percentage was the second-highest among Major League relievers (second in AL), trailing only Toronto's Brendon Little (70.9%).
- ▶ Among left-handed relievers, ranked third in HR/9.0IP (0.27, second in AL) and ninth in innings pitched (67.0IP, fourth in AL).
- ▶ Went 3-0 with a 2.05 ERA (44.0IP, 36H, 13R/10ER, 9BB, 18K, 2HR) in 35 relief appearances with the Yankees...did not allow an earned run in 27 of his games with the Yankees.
- ▶ Recorded four-or-more outs in 15 of his 35 relief appearances with the Yankees after only recording four such appearances in 27 games with the White Sox.
- ▶ Began the season with Chicago-AL, going 1-0 with a 5.87 ERA (23.0IP, 41H, 19R/15ER, 10BB, 13K, 0HR) in 27 relief appearances.
- ▶ Went 1-0 with a 1.23 ERA (14.2IP, 16H, 5R/2ER, 7BB, 10K, 0HR) over a 16-game span from 4/19-5/25...did not allow a run in 13 of those games.
- ▶ Was designated for assignment on 6/12 and released on 6/18...was signed by the Yankees to a Major League contract and added to the active roster on 6/20.
- ▶ Allowed 3R/0ER over 1.0IP (3H, 1HR) in his Yankees debut on 6/20 vs. Baltimore.
- ▶ Earned the win in consecutive outings for the first time in his career on 7/6 vs. Boston and 7/10 at Tampa Bay.
- ▶ Earned his second win of the season (first with the Yankees) after tossing a career-high 2.2 scoreless innings on 7/6 vs. Boston (1K).
- ▶ Did not allow a home run in his final 24 games of the season from 7/26-9/28...marks the fourth-longest streak of his career, trailing only his 55-game streak from 9/24/21-9/22/22, 33-game streak from 7/26/18-4/8/19 and 28-game streak from 9/10/23-6/11/24.
- ▶ Over his final 23 appearances of the season from 7/27-9/28, went 1-0 with a 1.29 ERA (28.0IP, 4ER)...did not allow a run in 19 of those games...including the postseason, went 1-0 with a 1.24 ERA (36.1IP, 5ER) over his final 33 appearances from 7/27-10/29.
- ▶ Recorded an 11.0 scoreless inning streak from 8/12-9/2...marked his longest such streak since his career-high 18.2 scoreless inning streak from 7/9-9/6/22.
- ▶ Allowed just 2R/ER over his last 17 appearances (8/14-9/28), posting a 0.90 ERA during that stretch (20.0IP).
- ▶ Made 10 relief appearances in the postseason, posting a 1.08 ERA (8.1IP, 7H, 2R/1ER, 2BB, 3K, 0HR)...did not allow an ER in nine of his 10 appearances...allowed one-or-zero hits in nine of his 10 appearances...stranded 5-of-7 inherited runners.
- ▶ Appeared in all five ALCS games against Cleveland (4.2IP, 5H, 1R/ER, 1BB, 2K).



2023

- ▶ Made 48 relief appearances for San Diego, going 1-4 with a 5.48 ERA (44.1IP, 59H, 36R/27ER, 14BB, 26K, 7HR)... opponents batted .331/.395/.511 (59-for-178, 7HR); LH .275/.352/.400 (22-for-80, 2HR); RH .378/.431/.602 (37-for-98, 5HR).
- ▶ Ranked ninth among Major League relievers in groundball percentage (61.6%, fourth in NL)...also ranked seventh among NL relievers in groundball/flyball ratio (3.00).
- ▶ Posted a 2.97 ERA (30.1IP, 10ER) over his first 31 appearances (3/31-6/19) before recording a 10.93 ERA (14.0IP, 17ER) in his final 17 games (6/20-9/10).
- ▶ Was placed on the 15-day injured list on 8/2 with a sprained left ring finger...missed 27 team games... combined to make two rehab appearances with Single-A Lake Elsinore and Triple-A El Paso...was reinstated from the I.L. on 9/1.
- ▶ After being reinstated on 9/1, made three appearances for the Padres before being placed back on the 15-day I.L. with the same injury on 9/11...missed the final 18 games of the season...was transferred to the 60-day IL on 9/22.
- ▶ Was San Diego's Roberto Clemente Award nominee, marking his first career nomination...the award recognizes the player who best represents the game through extraordinary character, community involvement, philanthropy and positive contributions on and off the field.

2022

- ▶ In 55 relief appearances with San Diego, went 3-0 with a 3.56 ERA (48.0IP, 45H, 20R/19ER, 14BB, 25K, 1HR)... opponents batted .251/.317/.313 (45-for-179, 1HR); LH .208/.301/.236 (15-for-72, 0HR); RH .280/.328/.364 (30-for-107, 1HR).
- ▶ Allowed just 1HR to his 199BF...his 0.19 HR/9.0IP ratio was the third-lowest among National League relievers and tied for the seventh-lowest among Major League relievers.
- ▶ Was one of just three Major League relievers to make at least 55 appearances while allowing one home run-or-fewer, joining Reynaldo López and Amir Garrett.
- ▶ Was placed on the 15-day injured list on 5/7 (retro. to 5/5) with left shoulder inflammation...missed 13 team games...was reinstated on 5/20 and posted a 1.38 ERA (13.0IP, 2ER) over his next 13 outings from 5/20-6/25.
- ▶ Went 3-0 with a 1.26 ERA (35.2IP, 5ER) in 38 games from 5/20-9/6.
- ▶ Posted a career-long 18.2 scoreless inning streak over 21 appearances from 7/9-9/6, the longest streak by a San Diego reliever since Brad Hand posted a 24.0 scoreless inning streak in 2017.
- ▶ Over his final 29 appearances from 7/9-10/3, held opponents to a .111/.250/.111 (3-for-27) slash line with RISP.
- ▶ Surrendered his only home run on 9/24 at Colorado (Randal Grichuk), the first he allowed since 9/23/21 vs. San Francisco.
- ▶ Appeared in three postseason games for the Padres, going 1-0 over 2.2 scoreless innings (1H, 2K)...earned the win in NLDS Game 4 vs. Los Angeles-NL.

2021

- ▶ Went 6-6 with one save and a 3.62 ERA (59.2IP, 51H, 34R/24ER, 23BB, 56K, 9HR) in a career-high 78 relief appearances...opponents batted .230/.316/.387 (51-for-222, 9HR); LH .210/.293/.328 (25-for-119, 3HR), RH .252/.342/.456 (26-for-103, 6HR)...also set a career high in wins.
- ▶ Was tied for third among Major League relievers in appearances (second in NL) and ranked 10th in groundball percentage (60.0%, sixth in NL)...ranked sixth among National League relievers in inherited runners scored percentage (26.1%).
- ▶ Over his first 48 appearances (4/1-7/22), posted a 2.37 ERA (38.0IP, 10ER) and 41K.
- ▶ Did not allow an ER in 16 of his first 17 appearances from 4/1-5/5, going 2-2 with a 1.23 ERA (14.2IP, 2ER) and 19K.
- ▶ Recorded his fourth career save on 6/30 at Cincinnati (1.0IP, 1H).

2020

- ▶ Made 23 relief appearances with the Padres, going 3-0 with a 4.50 ERA (18.0IP, 17H, 9R/ER, 6BB, 20K, 3HR)... opponents batted .239/.316/.423 (17-for-71, 3HR); LH .225/.311/.350 (9-for-40, 1HR); RH .258/.324/.516 (8-for-31, 2HR).
- ▶ Was acquired by San Diego from the Kansas City Royals in exchange for RHP Ronald Bolaños and OF Franchy Cordero on 7/16.
- ▶ Did not allow a run in 12 straight appearances from 8/11-9/15.
- ▶ Struck out Donovan Solano swinging in the seventh inning on 9/27 at San Francisco for his 100th career strikeout.
- ▶ Saw his first postseason action and did not allow an ER in three playoff appearances (2.1IP, 1H, 1R/0ER, 1BB, 3K, 1HP).

2019

- ▶ In 46 relief appearances with Kansas City, went 2-0 with one save and a 3.63 ERA (39.2IP, 31H, 17R/16ER, 13BB, 39K, 4HR) over three stints with the club (3/28-4/9, 4/22-24 and 6/26-9/29)...opponents batted .217/.300/.336 (31-for-143, 4HR); LH .186/.262/.203 (11-for-59, 0HR); RH .238/.326/.429 (20-for-84, 4HR).
- ▶ Ranked eighth among AL relievers in groundball percentage (57.3%) and groundball/flyball ratio (2.68).
- ▶ After posting a 4.41 ERA (16.1IP, 8ER) in his first 21 games (3/30-8/5), went 1-0 with one save and a 3.09 ERA (23.1IP, 8ER) over his final 25 games from 8/7-9/28.
- ▶ Made nine straight scoreless appearances from 9/5-21, retiring 16 consecutive batters in one stretch during the streak.
- ▶ Recorded his third career save on 9/7 at Miami (1.2IP, 1BB, 2K).



- ▶ Also made 27 relief appearances with Triple-A Omaha, going 1-1 with three saves and a 2.12 ERA (29.2IP, 26H, 7R/ER, 6BB, 30K, 2HR).

2018

- ▶ Saw his first Major League action, going 1-4 with two saves and a 4.53 ERA (45.2IP, 46H, 28R/23ER, 14BB, 42K, 4HR) in 70 relief appearances...opponents batted .257/.316/.374 (46-for-179, 4HR); LH .230/.288/.284 (17-for-74, 1HR); RH .276/.336/.438 (29-for-105, 3HR).
- ▶ His 70 relief appearances were the most among AL rookies and tied for the third-most among Major League rookies...at the time, his 70 relief appearances were the second-most by a Royals rookie in a single season in franchise history, trailing only Kelvin Herrera's 76 appearances in 2012...now ranks third after Jake Brentz tossed 72 relief appearances in 2021.
- ▶ Among Major League relievers, ranked fifth in groundball/flyball ratio (4.47, second in AL) and seventh in groundball percentage (62.5%, third in AL).
- ▶ Made the Opening Day roster and spent the entire season at the Major League level.
- ▶ Made his Major League debut on 3/29 vs. Chicago-AL (0.1IP, 1R/ER, 1HP).
- ▶ Did not allow a hit over his first seven appearances (6.2IP)...his seven-game career-opening hitless streak was one game shy of the Major League record held by Andrew Walters (2024), Jonathan Sánchez (2006) and Garry Roggenburk (1963).
- ▶ Struck out Yolmer Sanchez swinging in the ninth inning on 3/31 vs. Chicago-AL for his first Major League strikeout.
- ▶ Did not allow an ER in 19 of his first 22 appearance from 3/29-5/30, posting a 2.60 ERA (17.1IP, 5ER).
- ▶ Recorded his first Major League win on 6/2 vs. Oakland (1.0IP, 2H, 1R/ER).
- ▶ Notched his first career save on 6/22 at Houston (1.0IP).
- ▶ Posted a 2.16 ERA (16.2IP, 4ER) over his final 28 appearances from 7/26-9/29...did not allow a run in 24 of 26 games from 7/26-9/26, posting a 1.17 ERA (15.1IP, 2ER) during that stretch.
- ▶ Recorded his second career save on 9/3 at Cleveland (0.2IP).

2017

- ▶ Combined to make 40 relief appearances with Single-A Wilmington and Double-A Northwest Arkansas, going 1-2 with four saves and a 4.26 ERA (74.0IP, 82H, 39R/35ER, 24BB, 84K, 2HR)...ranked fifth among Royals minor leaguers in games pitched.
- ▶ Spent the majority of the season with Double-A Northwest Arkansas, going 1-2 with four saves and a 4.17 ERA (69.0IP, 76H, 36R/32ER, 19BB, 75K, 2HR) in 36 appearances.
- ▶ Also made four appearances with Single-A Wilmington, posting a 5.40 ERA (5.0IP, 6H, 3R/ER, 5BB, 9K, 0HR).
- ▶ Was added to the Royals' 40-man roster on 11/20.

2016

- ▶ Combined to go 2-4 with one save and a 3.43 ERA (63.0IP, 60H, 26R/24ER, 24BB, 62K, 9HR) in 44 combined relief appearances with Single-A Wilmington and Double-A Northwest Arkansas.
- ▶ Started the season with Single-A Wilmington and went 0-2 with a 4.42 ERA (18.1IP, 19H, 9R/ER, 7BB, 14K, 3HR) in 13 relief appearances.
- ▶ Was promoted to Double-A Northwest Arkansas on 5/19 and went 2-2 with a 3.02 ERA (44.2IP, 41H, 17R/15ER, 17BB, 48K, 6HR) in 31 relief appearances.
- ▶ Following the season, pitched for the Tigres del Licey in the Dominican Winter League, going 1-1 with a 1.23 ERA (7.1IP, 2H, 1R/ER, 4BB, 8K, 0HR) in eight games.

2015

- ▶ Missed the entire season after being diagnosed with colon cancer during spring training.

2014

- ▶ In his professional debut, combined with Rookie-level Idaho Falls and Single-A Lexington to go 3-1 with eight saves and a 1.64 ERA (22.0IP, 7H, 4R/ER, 9BB, 30K, 2HR) in 20 relief appearances...was tied for fourth among Kansas City minor leaguers in saves.
- ▶ Began the season with Rookie-level Idaho Falls, going 1-1 with a 2.35 ERA (7.2IP, 3H, 2R/ER, 2BB, 12K, 1HR) in five appearances.
- ▶ Was promoted to Single-A Lexington on 7/10 and went 2-0 with eight saves and a 1.26 ERA (14.1IP, 4H, 2R/ER, 7BB, 18K, 1HR) in 15 games.

PERSONAL

- ▶ Attended Palomar College (Calif.) before transferring to Bacone College (Okla.)...was named NAIA Honorable Mention All-America in 2014 after leading the Sooner Athletic Conference in wins, ERA and strikeouts.
- ▶ Graduated from Granada Hills H.S. (Calif.).
- ▶ Was diagnosed with colon cancer in 2015...lost his father to the same disease when he was age 17.
- ▶ Was the Padres' Roberto Clemente Award nominee in 2023.



Hill's Career Pitching Record

Year	Club	W	L	ERA	G	GS	CG	SHO	SV	IP	H	R	ER	HR	HP	BB	SO	WP	BK
2014	Idaho Falls	1	1	2.35	5	0	0	0	0	7.2	3	2	2	1	0	2	12	0	0
	Lexington	2	0	1.26	15	0	0	0	8	14.1	4	2	2	1	2	7	18	0	0
2015									Did Not Pitch										
2016	Wilmington	0	2	4.42	13	0	0	0	0	18.1	19	9	9	3	4	7	14	1	0
	NW Arkansas	2	2	3.02	31	0	0	0	1	44.2	41	17	15	6	0	17	48	0	1
2017	NW Arkansas	1	2	4.17	36	0	0	0	4	69.0	76	36	32	2	1	19	75	2	0
	Wilmington	0	0	5.40	4	0	0	0	0	5.0	6	3	3	0	0	5	9	0	0
2018	KANSAS CITY	1	4	4.53	70	0	0	0	2	45.2	46	28	23	4	2	14	42	0	0
2019	KANSAS CITY	2	0	3.63	46	0	0	0	1	39.2	31	17	16	4	4	13	39	0	0
	Omaha	1	1	2.12	27	0	0	0	3	29.2	26	7	7	2	2	6	30	0	0
2020	SAN DIEGO - a	3	0	4.50	23	0	0	0	0	18.0	17	9	9	3	2	6	20	1	1
2021	SAN DIEGO	6	6	3.62	78	0	0	0	1	59.2	51	34	24	9	6	23	56	1	0
2022	SAN DIEGO - b	3	0	3.56	55	0	0	0	0	48.0	45	20	19	1	4	14	25	1	0
2023	SAN DIEGO - c, d	1	4	5.48	48	0	0	0	0	44.1	59	36	27	7	6	14	26	0	0
	Lake Elsinore	0	1	67.50	1	0	0	0	0	0.2	7	6	5	0	0	0	1	0	0
	El Paso	0	0	0.00	1	0	0	0	0	1.0	0	0	0	0	0	0	1	0	0
2024	CHICAGO-AL	1	0	5.87	27	0	0	0	0	23.0	41	19	15	0	1	10	13	0	0
	YANKEES	3	0	2.05	35	0	0	0	0	44.0	36	13	10	2	1	9	18	0	0
Minor League Totals		7	9	3.55	133	0	0	0	16	190.1	182	82	75	15	9	63	208	3	1
AL Totals		7	4	3.78	178	0	0	0	3	152.1	154	77	64	10	8	46	112	0	0
NL Totals		13	10	4.18	204	0	0	0	1	170.0	172	99	79	20	18	57	127	3	1
Major League Totals		20	14	3.99	382	0	0	0	4	322.1	326	176	143	30	26	103	239	3	1

Selected by the Kansas City Royals in the 32nd round of the 2014 First-Year Player Draft.

a - Acquired by the San Diego Padres from the Kansas City Royals in exchange for RHP Ronald Bolaños and OF Franchy Cordero on July 16, 2020.

b - Placed on the 15-day injured list from May 5 - May 20, 2022 with left shoulder inflammation.

c - Placed on the 15-day injured list from August 2 - September 1, 2023 with a sprained left ring finger.

d - Placed on the 15-day injured list on September 11, 2023 with a sprained left ring finger...was transferred to the 60-day injured list on September 22, 2023 and missed the remainder of the season.

Hill's Postseason Record

Year	Club vs. Opp.	W	L	ERA	G	GS	CG	SHO	SV	IP	H	R	ER	HR	HP	BB	SO	WP	BK
2020	SD vs. STL (WC)	0	0	0.00	1	0	0	0	0	1.0	0	0	0	0	1	0	1	0	0
	SD vs. LAD (DS)	0	0	0.00	2	0	0	0	0	1.1	1	1	0	0	0	1	2	0	0
2022	SD vs. LAD (DS)	1	0	0.00	2	0	0	0	0	1.2	0	0	0	0	0	0	2	0	0
	SD vs. PHI (CS)	0	0	0.00	1	0	0	0	0	1.0	1	0	0	0	0	0	0	0	0
2024	NY Yankees vs. KC (DS)	0	0	0.00	2	0	0	0	0	1.0	1	1	0	0	0	0	0	0	0
	NY Yankees vs. CLE (CS)	0	0	1.93	5	0	0	0	0	4.2	5	1	1	0	0	1	2	0	0
	NY Yankees vs. LAD (WS)	0	0	0.00	3	0	0	0	0	2.2	1	0	0	0	0	1	1	0	0
WC Totals		0	0	0.00	1	0	0	0	0	1.0	0	0	0	0	1	0	1	0	0
LDS Totals		1	0	0.00	6	0	0	0	0	4.0	2	2	0	0	0	1	4	0	0
LCS Totals		0	0	1.59	6	0	0	0	0	5.2	6	1	1	0	0	1	2	0	0
WS Totals		0	0	0.00	3	0	0	0	0	2.2	1	0	0	0	0	1	1	0	0
POSTSEASON TOTALS		1	0	0.68	16	0	0	0	0	13.1	9	3	1	0	1	3	8	0	0

Hill's Career Fielding Record

Position	PCT	G	PO	A	E	TC	DP
Pitcher	.917	382	17	71	8	96	2

Hill's Regular Season Batting Record

Year	Team	AVG	G	AB	R	H	2B	3B	HR	RBI	SH	SF	HP	BB	SO	SB	CS
2024	CWS/NYY																
Did Not Bat																	
Major League Totals		.000	382	2	0	0	0	0	0	0	0	0	0	0	2	0	0

Hill's Career Bests and Streaks

COMPLETE GAMES: None. LOW-HIT COMPLETE GAME: None. IP (START): None. IP (RELIEF): 2.2, 7/6/24 vs. BOS. HITS: 6 - 3 times (last on 6/6/24 vs. BOS). RUNS: 6, 9/10/23 at HOU. EARNED RUNS: 5, 9/10/23 at HOU. WALKS: 3, 8/12/21 at ARI. STRIKEOUTS: 3 - 7 times (last on 6/19/23 at SF). HOME RUNS: 2 - 3 times (last on 5/12/23 at LAD). WINNING STREAK: 5g - 2 times (last from 10/2/21-4/3/23). LOSING STREAK: 4g, 5/12-7/16/23. SCORELESS STREAK (IP): 18.2, 7/9-9/6/22.

Pitcher of the Month: None

Player of the Week: None

Rookie of the Month: None



AARON JUDGE • OF

99

HT: 6-7 • **WT:** 282 • **BATS:** R • **THROWS:** R
BIRTHDATE: 4/26/92 • **OPENING DAY AGE:** 32
BIRTHPLACE: Linden, Calif.
RESIDES: Tampa, Fla.
COLLEGE: Fresno State
M.L. SERVICE: 8 years, 51 days



SUMMARY

- ▶ Signed a nine-year Major League contract extending through the 2031 season on December 20, 2022...was originally selected by the Yankees in the first round (32nd overall) of the 2013 First-Year Player Draft.

CAREER NOTES

- ▶ Was named the Yankees team captain on December 21, 2022, becoming the 16th player to receive the honor in franchise history, and just the second since 1996... joined Derek Jeter, Don Mattingly, Ron Guidry, Willie Randolph, Graig Nettles, Thurman Munson, Lou Gehrig, Babe Ruth, Roger Peckinpaugh, Rollie Zeider, Frank Chance, Hal Chase, Willie Keeler, Norman "Kid" Elberfeld and Clark Griffith.
- ▶ Has hit 315HR in 993 career Major League games, the most HR through a player's first 993 career games in Major League history (previous: Ryan Howard - 279HR).
- ▶ His 315 career home runs are the seventh-most in Yankees history, trailing only Babe Ruth (659), Mickey Mantle (536), Lou Gehrig (493), Joe DiMaggio (361), Yogi Berra (358) and Alex Rodriguez (351)...his 315 career HR are the most home runs hit as a member of the Yankees among players drafted and signed by the organization.
- ▶ Was named the American League MVP in 2022 and 2024, becoming only the seventh Yankee in franchise history to be named the AL MVP multiple times, joining Mickey Mantle (three times), Yogi Berra (three times), Joe DiMaggio (three times), Alex Rodriguez (twice), Roger Maris (twice) and Lou Gehrig (twice)...was the 14th Yankee (23rd and 24th time) in franchise history to be named the AL MVP...was the first Yankee to win the award since Alex Rodriguez in 2007...in 2024, he became the second Yankee in franchise history to be named the AL MVP unanimously, joining Mickey Mantle (1956)...has finished in the top four of AL MVP voting four times in his last eight seasons (first in 2022 and 2024, second in 2017 and fourth in 2021)...is a six-time All-Star (2017-18, '21-24) and a four-time Silver Slugger Award winner (2017, '21-22, '24).
- ▶ His 62HR in 2022 are the most home runs in a single season in American League history, surpassing Roger Maris' previous record of 61HR in 1961...his 62HR are the seventh-most in a single season in Major League history...was just the fourth Major League player to reach the mark, joining Barry Bonds (73HR in 2001 with San Francisco), Mark McGwire (70HR in 1998 and 65HR in 1999 with St. Louis) and Sammy Sosa (66HR in 1998, 64HR in 2001 and 63HR in 1999 with Chicago-NL).
- ▶ In 2022, became just the sixth player in Major League history (ninth time) to hit at least 60 home runs in a single season, joining Barry Bonds (73HR in 2001 with San Francisco), Mark McGwire (70HR in 1998 and 65HR in 1999 with St. Louis), Sammy Sosa (66HR in 1998, 64HR in 2001 and 63HR in 1999 with Chicago-NL), Roger Maris (61HR in 1961 with the Yankees) and Babe Ruth (60HR in 1927 with the Yankees).
- ▶ Joins Thurman Munson as the only two players in franchise history to win both the Rookie of the Year and Most Valuable Player awards with the Yankees.
- ▶ With 52HR in 2017, 62HR in 2022 and 58HR in 2024, became the fifth player in Major League history and second Yankee to record at least three 50HR seasons, joining Sammy Sosa (4x: 1998-2001), Mark McGwire (4x: 1996-99), Babe Ruth (4x: 1920-21, '27-28) and Alex Rodriguez (3x: 2001-02, '07)...was the first player in Major League history to hit at least 50HR in three of his first nine Major League seasons.
- ▶ Has led the Majors in home runs twice: 62HR in 2022 and 58HR in 2024...is one of nine Yankees (20th time/19th season) to lead the Majors in home runs (outright or tied)...is one of three Yankees to lead the Majors in home runs multiple times, joining Babe Ruth (led in 1920-21, '24, '26-29; tied for the lead in 1923 and '31) and Lou Gehrig (tied for the lead in 1931 and led in 1934 and '36)...has led the AL in home runs three times (also 2017), becoming the fourth Yankee to lead the AL in home runs at least three times...joins Babe Ruth (10 times), Mickey Mantle (four times) and Lou Gehrig (three times).
- ▶ His 11.31 AB/HR ratio (3,564AB/315HR) is the second-best ratio in Major League history (min. 2,000AB), trailing only Mark McGwire (10.61)...his .604 career slugging percentage is the seventh-highest in Major League history and his 1.010 OPS is the eighth-highest (min. 2,000AB).
- ▶ Is one of four players in Yankees history to record at least 100R, 100RBI and 100BB in a season three times, joining Lou Gehrig (11x: 1926-27, '29-32, '34-38), Babe Ruth (10x: 1920-21, '23-24, '26-28, '30-32) and Mickey Mantle (3x: 1954, '56, '61).

CAREER HIGHLIGHTS

Yankees Captain

- ▶ 16th player in NY Yankees history

AL Most Valuable Player

- ▶ 2022, 2024

AL All-Star Team

- ▶ 2017, 2018, 2021, 2022, 2023, 2024

AL Hank Aaron Award Winner

- ▶ 2022, 2024

AL Rookie of the Year

- ▶ 2017

AL Silver Slugger

- ▶ 2017, 2021, 2022, 2024

AL Single-Season Home Run Record

- ▶ 62HR in 2022

AL Home Run Leader

- ▶ 2017, 2022, 2024

The Associated Press Male Athlete of the Year

- ▶ 2022

Roberto Clemente Award Winner

- ▶ 2023

Wilson Defensive Player of the Year in RF

- ▶ 2019

Baseball America "Player of the Year"

- ▶ 2022, 2024

Baseball America "Rookie of the Year"

- ▶ 2017

Sporting News "Player of the Year"

- ▶ 2022

Sporting News AL "Rookie of the Year"

- ▶ 2017

All-MLB First Team

- ▶ 2021, 2022, 2024

All-MLB Second Team

- ▶ 2023

Home Run Derby Winner

- ▶ 2017



- ▶ Is just the sixth Yankee in franchise history to hit at least 25HR in seven seasons, joining Babe Ruth (14), Lou Gehrig (12), Mickey Mantle (10), Joe DiMaggio (nine) and Alex Rodriguez (eight)...is the second Yankee in franchise history to record at least 25HR in seven of his first nine Major League seasons, joining Joe DiMaggio (seven)...is one of only three Major League players to hit at least 25HR in each of the last eight 162-game seasons since 2017 (also Manny Machado and Kyle Schwarber).
- ▶ Is the only Major League player to hit at least 35HR in a single season five times since 2017...is also the only Major League player to do so in each of the last four seasons (since 2021)...is one of five Yankees in franchise history to record at least five 35HR seasons, joining Babe Ruth (12), Lou Gehrig (seven), Mickey Mantle (six) and Alex Rodriguez (five)...is the only Yankee in franchise history to hit at least 35HR in five of his first nine seasons.
- ▶ Since 2017, leads the Majors in HR (311), AB/HR (11.19), SLG (.611) and WAR among position players (51.4 - FanGraphs), ranks second in OPS (1.020), walks (684) and game-winning RBI (104), third in OBP (.409) and PA/BB (6.18), fourth in pitches per PA (4.22), tied for fifth in intentional walks (68), sixth in runs scored (726) and RBI (706), seventh in extra-base hits (487), and eighth in BA (.291), total bases (2,125) and go-ahead RBI (155).
- ▶ Has played 814 career games in the outfield, playing 624 games (578 starts) in right field, 225 games (217 starts) in centerfield and five games (five starts) in left field, posting a career .992 fielding percentage (13E/1,682TC)...over the last six seasons (2019-24), has posted a .997 fielding percentage, the fourth-highest mark by any Major League outfielder over that stretch.
- ▶ Was the fastest player in Major League history (in terms of games played and at-bats) to reach 300 career home runs...accomplished the feat in his 955th career game, surpassing Ralph Kiner's previous record of 1,087 games...also hit his 300th HR in his 3,431st career at-bat, surpassing Babe Ruth's previous record of 3,831 at-bats...became the 162nd player in Major League history to accomplish the milestone and was the 17th player to accomplish the feat as a Yankee...joined Anthony Rizzo, Giancarlo Stanton, Matt Holliday, Mark Teixeira, Jason Giambi, Ruben Sierra, Cecil Fielder, Darryl Strawberry, Dave Winfield, Graig Nettles, Reggie Jackson, Mickey Mantle, Yogi Berra, Joe DiMaggio, Lou Gehrig and Babe Ruth...according to *Elias*, became just the second player in Major League history to hit at least 300HR before their 1,000th career hit, joining Mark McGwire (311HR).
- ▶ The Yankees have gone 207-67 in his career when he homers...since 2020, the Yankees are 135-38 in those games.
- ▶ His 39 career multi-HR games are the fourth-most by a Yankee in franchise history, trailing only Babe Ruth (68), Mickey Mantle (46) and Lou Gehrig (43)...his 39 multi-HR games are the most by any Major League player through his first 993 career games (next: Ralph Kiner-34)...are the most by any Major League player since 2017 (next: Manny Machado-34)...his 11 multi-HR games in 2022 matched the most by a player in a single season in Major League history, tied with Sammy Sosa (11G in 1998 with Chicago-NL) and Hank Greenberg (11G in 1938 with Detroit)...has recorded at least six multi-HR games in a single season four times in his career: 11 in 2022, seven in 2017 and 2023, and six in 2021...his four seasons with at least six multi-HR games are tied for the most in Major League history (also Jimmie Foxx, Mark McGwire, David Ortiz and Babe Ruth)...his three seasons with at least seven multi-HR games are tied for the second-most in Major League history, trailing only Mark McGwire (four).
- ▶ Is one of just 27 players (37 times) in franchise history to hit at least 3HR in a regular season game...is the sixth player in franchise history to record multiple 3HR games (two in 2023), joining Lou Gehrig (four), Joe DiMaggio (three), Alex Rodriguez (three), Tony Lazzeri (two) and Bobby Murcer (two)...is the only player in franchise history to record multiple 3HR games in a single season.
- ▶ Has hit .312/.420/.677 (190-for-609) with 124R, 29 doubles, 2 triples, 63HR, 128RBI and 110BB in 169 career Interleague games...since 2017, leads the Majors in HR (62), SLG (.675) and OPS (1.096), ranks second in OBP, tied for third in walks, fourth in BA and tied for sixth in RBI Interleague play.
- ▶ Has homered against 28-of-29 opponents in his career (OHR in 8G vs. St. Louis).
- ▶ Since the start of 2019, 108 of his 232HR have tied the game (17) or given the Yankees the lead (91).
- ▶ Has 163HR in 495 career home games, the most at the current Yankee Stadium history.
- ▶ Has a 10.67 AB/HR ratio at home (1,739AB/163HR), the second-best ratio in home games in Major League history (min. 500AB), trailing only Mark McGwire (10.56)...is the best mark by any player at the current Yankee Stadium (min. 100AB).
- ▶ Has recorded at least 100R, 50HR and 100RBI in a season three times (2017, '22 and '24)...is one of two Yankees to record at least three such seasons, joining Babe Ruth (four times: 1920-21, '27-28).
- ▶ Has hit 20HR prior to the All-Star break five times in his career: 34HR in 2024, 33HR in 2022, 21HR in 2021, 25HR in 2018 and 30HR in 2017...according to *Elias*, is the second player in Yankees history to record five such seasons, joining Mickey Mantle (six)...is the only Yankee to hit 30HR prior to the All-Star break multiple times...is just one of three players in Major League history to hit 30HR before the All-Star break at least three times, joining Mark McGwire (4x - 1987, '97-98, 2000) and Ken Griffey Jr. (3x - 1994, '97-98)...his 34HR prior to the All-Star break in 2024 were the most by a Yankee in franchise history...his 34HR were also tied with Frank Howard's 34HR in 1969 for the seventh-most in Major League history prior to the All-Star break, trailing only Barry Bonds' 39HR in 2001, Chris Davis' 37HR in 2013, Reggie Jackson's 37HR in 1969, Mark McGwire's 37HR in 1998, Luis Gonzalez's 35HR in 2001 and Ken Griffey Jr.'s 35HR in 1998...has led the Majors in HR prior to the All-Star break three times (2017, '22 and 24)...is one of six Yankees to lead the Majors in HR prior to the All-Star break (since 1933): also Rodriguez (30 in 2007), Maris (27 in 1960 and 33 in 1961), Mantle (29 in 1956), DiMaggio (20 in 1937 and 1941) and Keller (19 in 1941).
- ▶ Is one of six position players drafted and signed by the Yankees to make the All-Star team as a Yankee (also Thurman Munson, Don Mattingly, Derek Jeter, Jorge Posada and Brett Gardner)...joins Thurman Munson, Don Mattingly, Derek Jeter and Jorge Posada as the only ones to do so multiple times.
- ▶ Is one of five Yankees outfielders to start five All-Star Games, joining Mickey Mantle (13), Joe DiMaggio (nine), Dave Winfield (seven) and Roger Maris (five)...was elected to start in 2023 but did not due to injury...is the fourth player in Yankees history to earn at least six fan elections, joining Hall of Famer Derek Jeter (nine), Hall of Famer Dave Winfield (seven) and Alex Rodriguez (six)...is the second Yankees outfielder to do so.
- ▶ His nine "Player of the Month" awards are the most in franchise history and the third-most all-time, trailing only Barry Bonds' 13 awards and Alex Rodriguez's 10 (the award was established in the NL in 1958 and in the AL in 1974)...won the award three times in 2022 and 2024, becoming the only player to win three "Player of the Month" awards in a single season multiple times...Atlanta's Ronald Acuña Jr. (April, June and September 2023) and St. Louis' Mark McGwire (April, May and September 1998) are the only other players to win the award at least three times in a single season.



- ▶ Has hit 45HR vs. the Orioles since 2017...marks his most HR against any opponent and are the most by any Major League player vs. a single opponent in that span...are the most HR against the Orioles by any active player.
- ▶ His 38HR vs. the Blue Jays are the most by a Yankee against Toronto in franchise history...also marks the second-most HR by any Major League player vs. a single opponent since 2017, trailing only his own 45HR vs. Baltimore.
- ▶ Including the postseason, has homered in the same game as teammate Giancarlo Stanton 51 times (45 times during the regular season and six times during the postseason), the third-most games by a pair of Yankees teammates in franchise history, trailing only Lou Gehrig and Babe Ruth (75), and Yogi Berra and Mickey Mantle (56) – credit *Elias*...the Yankees are 45-6 in those games (41-4 during the regular season and 4-2 during the postseason)...their 45 instances during the regular season are the fourth-most by a pair of Yankees teammates, trailing only Lou Gehrig and Babe Ruth (73), Yogi Berra and Mickey Mantle (55), and Bob Meusel and Babe Ruth (47)...homered in the same game 16 times in 2024 (14 times during the regular season and twice during the postseason)...including the postseason, it matched the most games by any pair of teammates in Major League history (also Texas' Alex Rodriguez and Rafael Palmeiro's 16 games in 2002 - credit: *Elias*)...their 14 games during the regular season were tied for the most by any pair of Yankees teammates in a single regular season, matching Roger Maris and Mickey Mantle's 14 games in 1961...were also tied for the third-most games by any pair of teammates in Major League history, trailing only Alex Rodriguez and Rafael Palmeiro's 16 games in 2002 and Barry Bonds and Rich Aurilia's 15 games in 2001.
- ▶ Posted a career-high 45-game on-base streak from 8/29/22-4/12/23...was just the eighth Yankee (13th time) in franchise history to record an on-base streak of at least 45 games, joining Joe DiMaggio (twice: 74G in 1941 and 52G in 1937), Derek Jeter (57G from 1998-99), Alex Rodriguez (53G in 2004), Lou Gehrig (four times: 52G in 1934, 49G from 1933-34, 49G in 1935 and 47G in 1932), Ben Chapman (51G in 1933), Babe Ruth (twice: 51G in 1923 and 46G in 1921) and Frankie Crosetti (46G in 1936).
- ▶ Since 2018, has hit .355/.420/.758 (22-for-62) with 2 doubles, 1 triple, 7HR, 78RBI, 12BB and 75F with the bases loaded...his eight grand slams since 2017 are tied for the most in the Majors.
- ▶ With 52HR in 2017, established a then-rookie single-season home run record (surpassing Mark McGwire-49HR in 1987)...was surpassed by Pete Alonso (53) in 2019...still holds the American League rookie HR record.
- ▶ Has made the postseason in seven of his first eight full seasons with the Yankees (2017-22, '24), batting .205/.318/.450 (45-for-220) with 37R, 6 doubles, 16HR, 34RBI, 36BB and 55B in 58 playoff games, averaging 1HR every 13.75AB...has started in the outfield in all 58 of the Yankees' playoff games since 2017...has reached base in 39 of his 45 postseason games since 2018.
- ▶ Has 16HR in 58 career postseason games, the fifth-most postseason home runs by a Yankee in franchise history...trails only Bernie Williams (22HR), Derek Jeter (20HR), Mickey Mantle (18HR) and Giancarlo Stanton (18HR)...nine of his 16 career postseason home runs have either tied the game (two) or given the Yankees the lead (seven)...his seven go-ahead home runs in the postseason are tied with Derek Jeter for the third-most in Yankees history behind Babe Ruth (eight) and Bernie Williams (eight).
- ▶ His 7HR in 26 postseason games at Yankee Stadium are the most postseason home runs at the current Yankee Stadium.
- ▶ His six career ALDS home runs are tied with Paul O'Neill for the fourth-most in franchise history, trailing only Derek Jeter (10HR), Bernie Williams (8HR) and Giancarlo Stanton (7HR).
- ▶ Has six career ALCS homers are the third-most in Yankees history behind Bernie Williams (9HR) and Derek Jeter (7HR).
- ▶ Has 4HR in "winner-take-all" postseason games (2017 Wild Card Game vs. Minnesota, 2018 Wild Card Game vs. Oakland, 2020 ALDS Game 5 at Tampa Bay at Petco Park and 2022 ALDS Game 5 vs. Cleveland)...are the most by any player in "winner-take-all" games in Major League history.
- ▶ Hit 4HR in the 2017 postseason and 3HR in the 2018 playoffs...was the second Yankee to hit at least three postseason home runs in consecutive years (Reggie Jackson: 5HR in 1977, 4HR in 1978).
- ▶ Has made eight Opening Day rosters in his career (2017-24)...has hit safely in each of his eight career Opening Day games, batting .406/.472/.656 (13-for-32) with 8R, 5 doubles, 1HR, 4RBI and 4BB in those games.

2024

- ▶ Was unanimously named the American League MVP after hitting .322/.458/.701 (180-for-559) with 122R, 36 doubles, 1 triple, 58HR, 144RBI, 133BB, 9HP, 25F and 10SB in 158 games for the Yankees...set career highs in BA, OBP, SLG, OPS, hits, doubles, RBI, walks, times on base, total bases, extra-base hits and games played...was named to his sixth career All-Star team (also 2017-18, '21-23).
- ▶ Became the second Yankee in franchise history to be named the AL MVP unanimously...was only the seventh Yankee in franchise history to be named the AL MVP multiple times (also 2022), joining Mickey Mantle (three times), Yogi Berra (three times), Joe DiMaggio (three times), Alex Rodriguez (twice), Roger Maris (twice) and Lou Gehrig (twice)...is one of just 14 Yankees (24th time) in franchise history to be named the AL MVP.
- ▶ Was named the AL Hank Aaron Award winner for the second time in his career (also 2022)...the award recognizes the most outstanding regular season offensive performer in each league...was just the second Yankee to win the award multiple times since it was first presented in 1999, joining Derek Jeter (2006, '09)...also earned his fourth career AL Silver Slugger Award (also 2017, '21 and '22)...won two Players Choice Awards from the MLBPA, being named the "AL Outstanding Player" and the "Player of the Year"...was named a member of the All-MLB First Team and was also tabbed the "Player of the Year" by *Baseball America*.
- ▶ His Major League-leading 58HR were the fifth-most by a Yankee in a single season and tied for the fifth-most in AL history, trailing only his 62HR in 2022, Roger Maris' 61HR in 1961 and Babe Ruth's 60HR in 1927 and 59HR in 1921...became just the fourth player in Major League history and second Yankee to hit at least 58HR in multiple seasons, joining Sammy Sosa (three: 1998, '99, 2001), Mark McGwire (three: 1997, '98 and '99) and Babe Ruth (two: 1921 and '27).
- ▶ Hit at least 50HR in a season for the third time in his career (also 52HR in 2017 and 62HR in 2022), becoming just the fifth player in Major League history and second Yankee to record at least three 50HR seasons, joining Sammy Sosa (4x: 1998-2001), Mark McGwire (4x: 1996-99), Babe Ruth (4x: 1920-21, '27-28) and Alex Rodriguez (3x: 2001-02, '07)...was the first player in Major League history to hit at least 50HR in three of his first nine Major League seasons.
- ▶ Led the Majors in HR (58), RBI (144), OBP (.458), SLG (.701), OPS (1.159), walks (133), times on base (322), game-winning RBI (24), go-ahead RBI (32) and WAR among position players (11.2 - FanGraphs), ranked second in total bases (392, first in AL) and extra-base hits (95, first in AL), third in BA (.322, third in AL), fourth in runs scored (122, third in AL) and multi-hit games (55, second in AL), and eighth in hits (180, fifth in AL).



- Compared to his 2022 MVP season, his .322 BA was 11 points higher (.311 BA in 2022), his .458 OBP was 33 points higher (.425 OBP in 2022), his .701 SLG was 15 points higher (.686 SLG in 2022), his 1.159 OPS was 48 points higher (1.111 OPS in 2022), his 144RBI were 13 more than 2022 (131), his 133BB were 22 more than 2022 (111) and his 95XBH were five more than 2022 (90).
- Appeared at all three outfield positions: 105G/GS in CF, 8G/7GS in RF and 5G/GS in LF...marked his first career appearances in LF...also made 41 starts as the DH...started the Yankees' first 67 games from 3/28-6/9...started all 83 of the Yankees' games from 6/20-9/26...two of his four games not played came in the Yankees' final series.
- Did not make an error (283TC)...was one of just two players in 2024 to play at least 1,000.0 innings in the outfield and not make an error, joining Milwaukee's Jackson Chourio (OE in 1,207.0 innings).
- Led the Majors in home runs for the second time in his career (also 2022)...is one of nine Yankees (20th time/19th season) to lead the Majors in home runs (outright or tied)...is one of three Yankees to lead the Majors in home runs multiple times, joining Babe Ruth (led in 1920-21, '24, '26-29; tied for the lead in 1923 and '31) and Lou Gehrig (tied for the lead in 1931 and led in 1934 and '36)...marked the third time he led the AL in home runs (also 2017 and '22), becoming the fourth Yankee to lead the AL in home runs at least three times...joined Babe Ruth (10 times), Mickey Mantle (four times) and Lou Gehrig (three times).
- Reached base in a Major League-leading 140 games...were the most by a Yankee since Derek Jeter reached base in 144 games in 2012...reached base multiple times in a Major League-leading 100 games, becoming just the second Yankee in the last 67 years (since 1958) to reach base multiple times in at least 100 games (also Derek Jeter - 104G in 1999)...is one of five Yankees to reach base multiple times in at least 100 games in a season, joining Babe Ruth (nine times), Lou Gehrig (seven times), Jeter and Mickey Mantle...reached base at least three times in a Major League-leading 57 games, becoming the second Yankee in the last 87 years (since 1938) to record as many games (also Mantle - 59G in 1957)...is one of four Yankees (13 times) to record as many such games in a season, joining Ruth (eight times), Gehrig (three times) and Mantle...reached base at least four times in a Major League-leading 20 games, the most by a Yankee since Mickey Mantle recorded 20 such games in 1958...is one of just four Yankees (16 times) to record as many games in a season, joining Ruth (eight times), Gehrig (four times) and Mantle (three times).
- Posted a Major League-best and career-high 1.159 OPS...was just the second Yankee (third time) to post as high of an OPS in the last 88 years (since 1937), joining Mickey Mantle (1.177 OPS in 1957 and 1.169 OPS in 1956)...was the highest OPS by a Major League player in a 162-game season since Barry Bonds' 1.422 OPS in 2004...marked the second time in his career he led the Majors in OPS (also 2022)...is one of six Yankees to lead the Majors in OPS and one of four to do so multiple times, joining Babe Ruth (nine times), Mickey Mantle (three times) and Lou Gehrig (three times).
- Recorded a Major League-best and career-high .701 SLG...was the second-highest SLG by a Yankee in the last 90 years (since 1935), trailing only Mickey Mantle's .705 SLG in 1956...was the highest SLG by a Major League player in a 162-game season since Barry Bonds' .812 SLG in 2004...marked the second time in his career he led the Majors in SLG (also 2022)...is one of just seven Yankees (19th time) to lead the Majors in SLG, joining Babe Ruth (10 times), Lou Gehrig (twice), Mickey Mantle (twice), Joe DiMaggio, Alex Rodriguez and Don Mattingly.
- Reached base a Major League-leading and career-high 322 times this season...his 322 times on base matched Derek Jeter (322TOB in 1999) for the most by a Yankee in a single season in the last 87 years (since 1938)...the last Yankee to reach base more times in a season was Lou Gehrig (331TOB in 1937)...is the only Major League player to reach base as many times in a single season in the last 20 years (since 2005) and the most since Barry Bonds (376TOB in 2004)...led the Majors in times on base for the second time in his career (also 2022)...is one of six Yankees to lead the Majors in times on base and one of five to do so multiple times, joining Babe Ruth (seven times), Lou Gehrig (seven times), Alex Rodriguez (two times) and Mickey Mantle (two times).
- Recorded a Major League-leading and career-high 144RBI...is one of four Yankees in the last 87 years (since 1938) to record as many RBI in a season, joining Alex Rodriguez (156RBI in 2007), Joe DiMaggio (155RBI in 1948) and Don Mattingly (145RBI in 1985)...his 144RBI were the most by any Major League player in the last 16 years (since 2009) and the most since Philadelphia's Ryan Howard recorded 146RBI in 2008...marked the second time in his career he led the Majors in RBI (also 2022)...is one of seven Yankees (15th time) to lead (outright or tied) the Majors in RBI and one of just four Yankees to do so multiple times, joining Joe DiMaggio (125RBI in 1941 and 155RBI in 1948), Lou Gehrig (173RBI in 1927, 147RBI in 1928, 184RBI in 1931 and 166RBI in 1934), and Babe Ruth (136RBI in 1920, 168RBI in 1921, 130RBI in 1923 and 153RBI in 1926)...is one of just 12 Yankees (22nd time) to lead the AL in RBI.
- His Major League-leading and career-high 133BB were the second-most by a Yankee in the last 89 years (since 1936), trailing only Mickey Mantle's 146BB in 1957...his 133BB were tied with Lou Gehrig (133BB in 1935) for the 10th-most in franchise history, trailing only Babe Ruth (170BB in 1923, 150BB in 1920, 144BB in 1921 and 1926, 142BB in 1924, 137BB in 1927 and 1928, and 136BB in 1930) and Mickey Mantle (146BB in 1957)...led the Majors in walks for the first time in his career...is one of seven Yankees (23rd time) to lead the Majors in walks (outright or tied) in franchise history...marked the third time in his career that he led the AL in walks (also 2017 and '22)...is one of four Yankees to lead the AL in walks at least three times, joining Babe Ruth (11 times), Mickey Mantle (five times) and Lou Gehrig (three times).
- Posted a Major League-leading and career-best .458 OBP...is one of three Yankees (five times) in the last 87 years (since 1938) to record as high of an OBP, joining Mickey Mantle (.512 OBP in 1957, .486 OBP in 1962 and .464 OBP in 1956) and Paul O'Neill (.460 OBP in 1994)...marked the second time in his career he has led the Majors in OBP (also 2022)...is one just five Yankees (17 times) to lead the Majors in OBP...is one of just four Yankees to lead the Majors in OBP multiple times, joining Babe Ruth (nine times), Lou Gehrig (three times) and Mickey Mantle (twice).
- Recorded an AL-leading and career-high 95XBH...marked the most extra-base hits by a Yankee in the last 87 years (since 1938) and the most since Joe DiMaggio's 96XBH in 1937...his 95XBH were tied with Lou Gehrig (95XBH in 1934) for the eighth-most in a single season in franchise history, trailing only Babe Ruth (119XBH in 1921, 99XBH in 1920 and 1923, and 97XBH in 1927), Gehrig (117XBH in 1927 and 100XBH in 1930) and Joe DiMaggio (96XBH in 1937)...marked the second time in his career he led the AL in extra-base hits (also 2022)...is one of seven Yankees to lead the AL in XBH multiple times, joining Babe Ruth (five times), Lou Gehrig (four times), Mickey Mantle (three times), Don Mattingly (twice), Roger Maris (twice) and Joe DiMaggio (twice).
- Recorded an AL-leading and career-high 392 total bases...his 392 total bases were the 10th-most in a single season in franchise history, trailing only Babe Ruth (457TB in 1921, 417TB in 1927 and 399TB in 1923), Lou Gehrig (447TB in 1927, 419TB in 1930, 410TB in 1931, 409TB in 1934 and 403TB in 1936) and Joe DiMaggio (418TB in 1937)...led the AL in total bases for the second time in his career (also 2022)...is one of six Yankees to lead the AL in total bases multiple times, joining Babe Ruth (five times), Lou Gehrig (four times), Mickey Mantle (three times), Joe DiMaggio (three times) and Don Mattingly (twice).



- ▶ Hit .336/.508/.711 (43-for-128) with 13 doubles, 1 triple, 11HR, 76RBI, 46BB, 1HP and 2SF with RISP...among Major League hitters with RISP, ranked first in OBP and OPS (1.219), second in SLG and 10th in BA...over his final 124 games (5/4-9/28), hit .380/.543/.790 (38-for-100) with 12 doubles, 1 triple, 9HR, 65RBI, 37BB and 1SF with RISP.
- ▶ With his 58HR and 133BB and Juan Soto's 41HR and 129BB, the pair became the first set of teammates in Major League history to each record at least 40HR and 120BB in a season...were just the third set of Yankees teammates (fifth time) to each hit at least 40HR in a season, joining Roger Maris and Mickey Mantle in 1961 and Babe Ruth and Lou Gehrig in 1927, '30 and '31.
- ▶ 24 of his 58HR either gave the Yankees the lead (23) or tied the game (one)... the Yankees went 39-14 when he homered.
- ▶ His five multi-HR games were tied for the fifth-most in the Majors, trailing only Boston's Tyler O'Neill (seven), Houston's Yordan Alvarez (seven), Yankees' Juan Soto (six) and Philadelphia's Kyle Schwarber (six).
- ▶ His 315 career home runs rank seventh in Yankees history...during the 2024 season, surpassed Derek Jeter (260) on 4/24 vs. Oakland, Jorge Posada (275) on 5/31 at San Francisco and Bernie Williams (287) on 6/30 at Toronto.
- ▶ His Major League-leading 24 game-winning RBI were the second-most by a Yankee since 1974, trailing only Reggie Jackson (25 in 1977).
- ▶ His Major League-leading 20 intentional walks were the second-most by a Yankee since they started being tracked in 1955, trailing only Mickey Mantle's 23IBB in 1957.
- ▶ Homered in consecutive games 13 times: 5G from 9/21-26, 4G from 5/22-25 and 8/20-23, 3G from 5/30-6/1 and 6/8-11, and 2G from 4/27-28, 5/8-9, 6/25-26, 6/30-7/2, 7/12-13, 7/26-27, 8/2-3 and 8/14-16.
- ▶ After hitting just .178/.317/.356 (18-for-101) with 9R, 6 doubles, 4HR, 13RBI, 20BB, 1HP, 1SF and 1SB over his first 27 games of the season from 3/28-4/26, hit .354/.488/.777 (162-for-458) with 113R, 30 doubles, 1 triple, 54HR, 131RBI, 113BB, 8HP, 1SF and 9SB over his final 131 games (4/27-9/28).
- ▶ Hit .378 (133-for-352) with 45HR in 100 games from 4/27-8/23...was the first player in Major League history to bat at least .375 and hit at least 45HR over a 100-game span in a single season...also did so from 5/2-8/28, 5/3-8/30 and 5/4-8/31.
- ▶ Hit at least 50HR and recorded double-digit stolen bases in a season for the second time in his career (also 62HR/16SB in 2022), becoming the fifth player in Major League history to record multiple such seasons...joined Alex Rodriguez (two: 2001, '07), Ken Griffey Jr. (two: 1997, '98), Mickey Mantle (two: 1956, '61) and Babe Ruth (two: 1920, '21).
- ▶ Was named the AL "Player of the Month" for May, June and August...marked the second time in his career he has won at least three "Player of the Month" awards in a season (also May, July and September 2022)...is the only player to win three "Player of the Month" awards in a single season multiple times...Atlanta's Ronald Acuña Jr. (April, June and September 2023) and St. Louis' Mark McGwire (April, May and September 1998) are the only other players to win the award at least three times in a single season...was also only the second player in franchise history to win the "Player of the Month" award in consecutive months, joining Don Mattingly (August and September 1985).
- ▶ His 34HR prior to the All-Star break were the most by a Yankee in franchise history...his 34HR were also tied with Frank Howard's 34HR in 1969 for the seventh-most in Major League history prior to the All-Star break, trailing only Barry Bonds' 39HR in 2001, Chris Davis' 37HR in 2013, Reggie Jackson's 37HR in 1969, Mark McGwire's 37HR in 1998, Luis Gonzalez's 35HR in 2001 and Ken Griffey Jr.'s 35HR in 1998...marked the third time he hit at least 30HR prior to the All-Star break, becoming just the third player in Major League history to hit 30HR prior to the All-Star break at least three times...joined Mark McGwire (4x: 1987, '97-98, 2000) and Ken Griffey Jr. (3x: 1994, '97-98)...marked the ninth time a Yankee led the Majors in homers at the All-Star break (since 1933): Judge (30) in 2017 and (33) in 2022, Rodriguez (30) in 2007, Maris (33) in 1961, Maris (27) in 1960, Mantle (29) in 1956, DiMaggio/Keller (19 each) in 1941 and DiMaggio (20) in 1937.
- ▶ Was named to his sixth career All-Star team (also 2017-18, '21-23) after leading the Majors with 3,425,309 total votes during Phase 1 of All-Star voting...marked the second time he has led the Majors in All-Star voting (also 2022), becoming the 11th player since fan balloting returned in 1970 to lead the Majors in voting on multiple occasions, and the first since José Bautista did so for a second time in 2014...also joined Ken Griffey Jr. (5), Rod Carew (4), Ichiro Suzuki (3), Hank Aaron (2), Johnny Bench (2), Albert Pujols (2), Cal Ripken Jr. (2), Alex Rodriguez (2) and Ozzie Smith (2)...became just the fifth Yankees outfielder to start at least five All-Star Games, joining Mickey Mantle (13), Joe DiMaggio (9), Dave Winfield (7) and Roger Maris (5)...was elected to the ASG in 2023 as a starter but did not play due to injury...was the fourth player in Yankees history to earn at least six fan elections, joining Hall of Famer Derek Jeter (9), Hall of Famer Dave Winfield (7) and Alex Rodriguez (6).
- ▶ Was named the AL "Player of the Week" three times: 5/13-19, 6/3-9 and 8/19-25...marked the second time in his career he won the award at least three times in a season (also 2022)...since the award was established in 1974, is one of only three Yankees to win the award three times in a season, joining Alex Rodriguez (three in 2007) and Reggie Jackson (three in 1980).
- ▶ Homered in the same game as Giancarlo Stanton 16 times in 2024 (14 times during the regular season and twice during the postseason)...including the postseason, it matched the most games by any pair of teammates in Major League history (also Texas' Alex Rodriguez and Rafael Palmeiro's 16 games in 2002 - credit: *Elias*)...their 14 games during the regular season were tied for the most by any pair of Yankees teammates in a single regular season, matching Roger Maris and Mickey Mantle's 14 games in 1961...were also tied for the third-most games by any pair of teammates in Major League history, trailing only Alex Rodriguez and Rafael Palmeiro's 16 games in 2002 and Barry Bonds and Rich Aurilia's 15 games in 2001.
- ▶ Hit back-to-back home runs with Juan Soto six times...according to *Elias*, their six times hitting back-to-back home runs matched the most by a pair of Yankees teammates in a single season in franchise history...Johnny Damon and Mark Teixeira also hit back-to-back home runs six times in 2009.
- ▶ Hit .359/.471/.836 (46-for-128) with 27R, 7 doubles, 18HR, 35RBI, 26BB, 2HP, 1SF and 3SB in the first inning...among batters with at least 50AB in the first inning, led the Majors in SLG, HR, RBI, extra-base hits (25), times on base (74) and total bases (107), ranked second in OPS (1.307, second in AL) and walks (second in AL), third in OBP (third in AL) and fifth in BA (third in AL)...according to *Elias*, his 18HR in the first inning were the most home runs in the first inning in a single season in franchise history (previous: Babe Ruth - 16HR in 1927) and tied with Alex Rodriguez (18HR in 2001 with Texas) for the most by any player in a single season in Major League history.



- ▶ Was named the AL "Player of the Month" for May after hitting .361/.479/.918 (35-for-97) with 28R, 12 doubles, 14HR, 27RBI, 22BB, 1HP, 1SF and 15B in 28 games...led the Majors in HR, doubles, XBH (26), SLG, OPS (1.397), go-ahead RBI (nine), game-winning RBI (seven) and runs scored, ranked second in RBI (second in AL), tied for second in walks (second in AL), third in OBP (second in AL), fourth in BA (third in AL) and tied for fifth in hits (tied for third in AL)...was the first player in franchise history and second player in Major League history to hit at least 12 doubles and 14HR in a single calendar month, joining Albert Belle (13 doubles/14HR in August 1995 with Cleveland)...his 12 doubles in May marked his most doubles in a single calendar month in his career...his 14HR in May were his second-most in a single calendar month in his career (15HR in Sept. 2017)...was one of only seven Yankees in franchise history to hit at least 14HR in a single calendar month and one of just five to do so multiple times: also Babe Ruth (five), Mickey Mantle (three), Joe DiMaggio (two), Roger Maris (two), Jason Giambi (once) and Alex Rodriguez (once)...his 26XBH during the month of May were tied with Babe Ruth (26XBH in June 1921 and July 1924) for the third-most by a Yankee in a single calendar month in franchise history, trailing only Joe DiMaggio's 31XBH in July 1937 and Lou Gehrig's 29XBH in July 1930...it marked his seventh career "Player of the Month" award (first since: May '23), surpassing Alex Rodriguez for the most by a Yankee in franchise history (since 1974 when the award was established).
- ▶ Posted a season-high 37-game on-base streak from 5/2-6/12...marked the longest on-base streak by any Major Leaguer in 2024...marked the second-longest on-base streak of his career, trailing only his 45-game streak from 8/29/22-4/12/23...was the longest single-season on-base streak by a Yankee since DJ LeMahieu's 37-game streak from 6/10-7/28/21.
- ▶ Was ejected for the first time in his career in the seventh inning on 5/4 vs. Detroit by HP umpire Ryan Blakney.
- ▶ Hit 12 doubles and 11HR over 20 games from 5/4-25, becoming the first player in the Modern Era to hit at least 12 doubles and 11HR over a 20-game span...hit 15HR in 25 games from 5/5-6/1 and 26HR in a 50-game span from 5/5-7/2...was just the third player in franchise history to hit at least 26HR in a 50-game span, joining Roger Maris and Babe Ruth...recorded 31XBH over 30 games from 5/8-6/9 (13 doubles/1 triple/17HR)...was just the third player in Major League history to record more than 30XBH over a 30-game span in a single season, joining Joe DiMaggio in 1937 and Chick Hafey in 1928.
- ▶ Recorded a career-high-tying four extra-base hits on 5/15 at Minnesota (3 doubles/1HR)...his four extra-base hits also matched the most by a Yankee in franchise history...was one of just 18 Yankees (28 times) to accomplish the feat...was just the fourth Yankee in franchise history to record 4XBH in multiple games (also on 9/22/23 vs. Arizona), joining Lou Gehrig (five), Joe DiMaggio (five) and Babe Ruth (two)...his 4HR also tied his career high.
- ▶ Hit his 20th HR of the season on 5/31 at San Francisco, becoming the first player in the Majors to reach 20 home runs...according to *Elias*, it marked the third time Judge was the Majors' first player to reach 20 homers in a season, also doing so in 2017 and 2022...the only other player in Yankees history to do this three times was Babe Ruth (seven times).
- ▶ Reached base multiple times in a career-high 10 straight games from 5/31-6/11.
- ▶ Was named the AL "Player of the Month" for June after hitting .409/.514/.864 (36-for-88) with 25R, 5 doubles, 1 triple, 11HR, 37RBI, 16BB, 3HP and 35B in 25 games...led the Majors in RBI, BA, OBP, SLG, OPS (1.378) and total bases (76), was tied for second in extra-base hits (17, second in AL), and ranked fifth in runs scored (fourth in AL) and hits (fifth in AL)...marked his eighth career "Player of the Month" award and second in 2024...became only the second player in franchise history to win the "Player of the Month" award in consecutive months, joining Don Mattingly (August and September 1985)...his 37RBI during the month of June matched the most by a Yankee in a single calendar month in the last 85 years (since 1940), joining Bill Skowron (37RBI in July 1956) and Don Mattingly (37RBI in September 1985)...the last Yankee to record more was Joe DiMaggio (53RBI in August 1939)...were the most by a Major League player since Giancarlo Stanton recorded 37RBI in August 2017 with Miami.
- ▶ Recorded his 36th career multi-HR game and second of the season on 6/8 vs. Los Angeles-NL, hitting a game-tying solo home run in the third inning and a solo HR in the ninth inning...surpassed Joe DiMaggio (35) for the fourth-most multi-HR games in franchise history.
- ▶ Exited the game on 6/18 vs. Baltimore in the fourth inning after being hit by a pitch in the left hand in the third inning...did not play on 6/19.
- ▶ Hit his seventh career grand slam in the eighth inning on 6/25 at the Mets (first since 9/14/23-G2 at Boston).
- ▶ Hit his 30th home run of the year on 6/26 at the Mets with a two-run shot in the sixth inning...marked the third time in his career he had hit at least 30HR prior to the All-Star break (30HR in 2017 and 33HR in 2022)...is the only player in Yankees history (since the All-Star Game was established in 1933) to hit at least 30HR multiple times before the All-Star break and just the third player in Major League history to hit 30HR prior to the All-Star break at least three times, joining Mark McGwire (4x: 1987, '97-98, 2000) and Ken Griffey Jr. (3x: 1994, '97-98)...according to Sarah Langs, Judge was one of just nine players in Major League history to hit at least 30HR in his first 80 games of a season multiple times (also 2022), joining Babe Ruth (four times), Mark McGwire (four times), Barry Bonds (four times), Albert Pujols (twice), Sammy Sosa (twice), Roger Maris (twice), Jose Canseco (twice) and Ken Griffey Jr. (twice)...became the seventh player in franchise history to hit at least 30HR in five-or-more seasons, joining Babe Ruth (13), Lou Gehrig (10), Mickey Mantle (nine), Alex Rodriguez (eight), Joe DiMaggio (seven) and Jason Giambi (five)...was just the third Yankee to hit at least 30HR in five of his first nine Major League seasons, joining Mantle (five) and DiMaggio (five).
- ▶ With his 82RBI through June, was the third Yankee (fourth time) to record 80RBI prior to July according to the YES Network, joining Babe Ruth (85RBI in 1926) and Lou Gehrig (86RBI in 1927 and 84RBI in 1930).
- ▶ Went 0-for-2 in the AL's 5-3 win in the 94th Midsummer Classic at Globe Life Field...started in centerfield...batted fourth in the starting lineup for the AL for the second time in his career (also 2021).
- ▶ Was named the AL "Player of the Month" for August after hitting .389/.530/.856 (35-for-90) with 21R, 6 doubles, 12HR, 24RBI, 25BB, 2HP and 25B in 26 games...led the Majors in walks, OBP, SLG, OPS (1.385), times on base (62) and total bases (77), tied for first in HR (first in AL), ranked second in BA (first in AL), tied for second in extra-base hits (18, tied for second in AL) and tied for fifth in RBI (tied for second in AL)...was the only Yankee in the last 63 years (since 1962) to bat at least .375 with at least 12HR in a single calendar month...joined Mickey Mantle (twice: .414 BA and 16HR in May 1956; .375 BA and 14HR in July 1961) as the only two Yankees to accomplish the feat in the last 85 seasons (since 1940)...his 1.385 OPS marked the fifth-highest OPS by a Yankee in a single calendar month in the last 67 seasons (since 1958), trailing only Jason Giambi's 1.498 OPS in July 2005 and 1.407 OPS in April 2006, and Judge's 1.434 OPS in September 2022 and 1.397 OPS in May 2024...it marked his ninth career "Player of the Month" award and third in 2024 (also May and June)...his nine "Player of the Month" awards are the third-most all-time, trailing only Barry Bonds' 13 awards and Alex Rodriguez's 10 (the award was established in the NL in 1958 and in the AL in 1974).



- ▶ Hit his 40th HR of the season with a two-run shot in the first inning on 8/2 vs. Toronto...according to Statcast, his HR had an estimated distance of 477 ft., marking the third-longest home run of his career (496 ft. on 9/30/17 vs. Toronto and 495 ft. on 6/11/17 vs. Baltimore)...reached the 40HR mark for the third time in his career (also 52HR in 2017 and 62HR in 2022).
- ▶ Was walked intentionally five times over a three-game span from 8/3-7(G1)...was just the second Yankee (third time) to record 51BB over a three-game span since the IBB became an official stat in 1955, joining Roger Maris (twice in 1962).
- ▶ Hit his 300th career home run on 8/14 at Chicago-AL with a three-run HR in the eighth inning, becoming the fastest player in Major League history (in terms of games played and at-bats) to reach 300 career home runs...accomplished the feat in his 955th career game, surpassing Ralph Kiner's record of 1,087 games...also hit his 300th HR in his 3,431st career at-bat, surpassing Babe Ruth's record of 3,831 at-bats...became the 162nd player in Major League history to accomplish the milestone and was the 17th player to accomplish the feat as a Yankee...joined Anthony Rizzo, Giancarlo Stanton, Matt Holliday, Mark Teixeira, Jason Giambi, Ruben Sierra, Cecil Fielder, Darryl Strawberry, Dave Winfield, Graig Nettles, Reggie Jackson, Mickey Mantle, Yogi Berra, Joe DiMaggio, Lou Gehrig and Babe Ruth.
- ▶ Notched his 39th career multi-HR game and fifth of the season on 8/25 vs. Colorado, hitting his 50th HR of the year with a two-run shot in the first inning and his 51st HR of the season with a solo shot in the seventh...reached the 50HR mark for the third time in his career (also 52HR in 2017 and 62HR in 2022), becoming just the fifth player in Major League history and second Yankee to record at least three 50HR seasons, joining Sammy Sosa (four seasons: 1998-2001), Mark McGwire (four: 1996-99), Babe Ruth (four: 1920-21, '27-28) and Alex Rodriguez (three: 2001-02, '07)...was the first player in Major League history to hit at least 50HR in three of his first nine Major League seasons.
- ▶ Recorded his 1,000th career hit with a single in the ninth inning on 8/26 at Washington...according to *Elias*, became just the second player in Major League history to hit at least 300HR before their 1,000th career hit, joining Mark McGwire (311HR).
- ▶ Snapped his career-high 16-game homerless streak (8/26-9/12) with a go-ahead grand slam in the seventh inning on 9/13 vs. Boston...marked his eighth career grand slam and second of the season (also 6/25 at the Mets).
- ▶ Walked in a career-high 10 straight games from 9/15-26...matched Brett Gardner's 10-game streak from 8/25-9/5/10 for the longest streak by a Yankee in the last 20 seasons (since 2005).
- ▶ Homered in a career-high-tying five straight games from 9/21-26 (also 5G from 7/29-8/2/20)...matched the fourth-longest streak in franchise history, trailing only Don Mattingly (8G from 7/8-18/87), Roger Maris (6G from 8/11-16/61) and Lou Gehrig (6G from 8/28-9/1-G2/31).
- ▶ Batted .184/.344/.408 (9-for-49) with 8R, 2 doubles, 3HR, 9RBI, 11BB, 2HP and 2SF and 2SB in 14 postseason games...reached base in 13 of the 14 games...hit a game-tying two-run HR off Emmanuel Clase in the eighth inning of ALCS Game 3 at Cleveland...hit a go-ahead two-run HR in the first inning of World Series Game 5 vs. Los Angeles-NL.

2023

- ▶ Batted .267/.406/.613 (98-for-367) with 79R, 16 doubles, 37HR, 75RBI, 88BB and 3SB in 106 games with the Yankees...appeared defensively in RF (54G/50GS) and CF (18G/16GS)...posted a .992 fielding percentage (1E/133TC) in the outfield...was named to the All-MLB Second Team.
- ▶ Was named the 2023 Roberto Clemente Award winner...the Roberto Clemente Award is the annual recognition of a Major League player who best represents the game of baseball through extraordinary character, community involvement, philanthropy and positive contributions, both on and off the field...was the fourth Yankee to earn the honor, joining Derek Jeter (2009), Don Baylor (1985) and Ron Guidry (1984).
- ▶ Despite missing 51 games on the injured list, his 37HR were the fourth-most in the AL and tied for the 10th-most in the Majors...was also tied for fourth in the AL in game-winning RBI (13) and ranked sixth in walks (88).
- ▶ Was just the second player in Major League history to hit at least 37HR in a season while playing in 106 games-or-fewer, joining Mark McGwire (39HR in 104G in 1995 with Oakland).
- ▶ Reached base safely in 88 of his 106 games, including 65 of his final 77 games (5/12-9/30)...reached base multiple times in 56 of his 106 games.
- ▶ After returning from the I.L. on 7/28, was tied for the AL lead and tied for fourth in the Majors with 18HR over that span (7/28-10/1)...also led the AL and ranked second in the Majors with 53BB...ranked fourth in the AL in OBP (.408) and fifth in SLG (.557) and OPS (.965) over that span.
- ▶ Hit .282/.413/.624 (24-for-85) with 21R, 2 doubles, 9HR, 11RBI and 19BB in the first inning...his 9HR in the first inning were the second-most in the AL and the eighth-most in the Majors...among batters with at least 50PA, he also ranked seventh in the Majors in OPS (1.037, second in AL), eighth in SLG (second in AL) and tied for ninth in walks (tied for second in AL).
- ▶ 18 of his 37HR either tied the game (two) or gave the Yankees the lead (16)...the Yankees went 24-4 in games he homered in...hit 15HR in 37 games vs. the AL East.
- ▶ His seven multi-HR games were the most in the AL and the second-most in the Majors, trailing only Atlanta's Matt Olson (eight).
- ▶ Homered in consecutive games six times: 3G from 5/28-30 and 2G from 5/15-16, 5/18-19, 8/18-19, 8/23-24 and 9/1-2.
- ▶ Hit 3HR in a game twice: 8/23 vs. Washington and 9/22 vs. Arizona...was the 25th player (34th and 35th time) in franchise history to hit at least 3HR in a regular season game...became the sixth player in franchise history to record multiple 3HR games, joining Lou Gehrig (four), Joe DiMaggio (three), Alex Rodriguez (three), Tony Lazzeri (two) and Bobby Murcer (two)...became the first player in franchise history to record multiple 3HR games in a single season.
- ▶ Reached base in each of his first 12 games from 3/30-4/12...was part of a career-high 45-game on-base streak from 8/29/22-4/12/23...was just the eighth Yankee (13th time) in franchise history to record an on-base streak of at least 45 games, joining Joe DiMaggio (twice: 74G in 1941 and 52G in 1937), Derek Jeter (57G from 1998-99), Alex Rodriguez (53G in 2004), Lou Gehrig (four times: 52G in 1934, 49G from 1933-34, 49G in 1935 and 47G in 1932), Ben Chapman (51G in 1933), Babe Ruth (twice: 51G in 1923 and 46G in 1921) and Frankie Crosetti (46G in 1936)...was the second-longest on-base streak by any Major League player from 2019-23, trailing only St. Louis' Paul Goldschmidt's 46-game streak from 4/22-6/10/22...during his on-base streak, had reached base multiple times in 32 of those 45 games.



- ▶ Recorded his 500th career RBI on 4/1 vs. San Francisco with an RBI single in the ninth inning.
- ▶ Recorded his first multi-HR game of the season and the 28th multi-HR game of his career on 4/9 at Baltimore... with his 223rd and 224th career home runs, surpassed Don Mattingly (222HR) for the 11th-most home runs in Yankees history.
- ▶ Was removed from the game in the fourth inning on 4/27 at Texas due to right hip discomfort... was placed on the 10-day I.L. on 5/1 (retroactive to 4/29) with a right hip strain... missed nine team games... was reinstated on 5/9.
- ▶ Was named the AL "Player of the Month" in May after batting .342/.474/.882 (26-for-76) with 23R, 5 doubles, 12HR, 25RBI, 20BB/3IBB, 15B and 15F in 21 games... led the Majors in May in SLG and OPS (1.356) and was tied for the Major League lead in HR (first in AL)... also ranked second in the Majors in OBP (first in AL), tied for second in RBI (tied for first in AL) and extra-base hits (17, tied for first in AL), tied for fifth in walks (tied for second in AL) and tied for sixth in runs scored (tied for first in AL).
- ▶ Was named the American League "Player of the Week" for 5/15-21.
- ▶ Recorded his 500th career walk on 5/24 vs. Baltimore... accomplished the feat in his 769th career game, becoming just the third Yankee to record at least 500 career walks through their first 769 Major League games, joining Charlie Keller (572BB) and Mickey Mantle (501BB).
- ▶ Was placed on the 10-day injured list on 6/7 (retroactive to 6/4) with a right great toe sprain... missed 42 team games... was reinstated on 7/28.
- ▶ Was elected by the fans to his fifth career All-Star team (also 2017-18, '21-22)... was the fourth player in Yankees history to earn at least five fan elections, joining Hall of Famer Derek Jeter (nine), Hall of Famer Dave Winfield (seven) and Alex Rodriguez (six)... is one of five position players drafted and signed by the Yankees to make the All-Star team multiple times as a Yankee (also Thurman Munson, Don Mattingly, Derek Jeter and Jorge Posada)... did not participate in the game due to injury.
- ▶ Recorded his first career three-HR game on 8/23 vs. Washington (3-for-4, 3R, 3HR, 6RBI)... hit a solo HR in the first inning, a grand slam in the second inning and a solo HR in the seventh inning... was the 25th player in Yankees history to hit at least 3HR in a regular season game (34th time)... was the first Yankee to do so since Anthony Rizzo on 4/26/22 vs. Baltimore (also 3HR)... his grand slam in the second inning marked his fifth career grand slam and first since 7/29/22 vs. Kansas City... his 6RBI tied his career high.
- ▶ Hit a solo HR in the first inning on 8/24 vs. Washington... marked his fourth home run within a span of five plate appearances, becoming the third Yankee in the last 53 years (since 1971) and fourth in the last 61 years (since 1963) to hit at least 4HR in a span of 5PA, joining Gio Urshela (4HR in 5PA from 8/7-8/19), Paul O'Neill (4HR in 5PA from 9/9-10/98) and Bobby Murcer (4HR in 5PA on 6/24/70-Games 1 and 2).
- ▶ Hit his 30th home run of the season and 250th of his career with a solo shot in the fifth inning on 9/1 at Houston... accomplished the feat in his 810th career game, becoming the fastest player in Major League history to reach 250 career home runs in terms of games.
- ▶ Hit his sixth career grand slam and second of the season on 9/14 at Boston-Game 2.
- ▶ Was named the American League "Player of the Week" from 9/18-24.
- ▶ Recorded his second career 3HR game and set a career-high with four extra-base hits on 9/22 vs. Arizona... became the sixth player in franchise history to record multiple 3HR games, joining Lou Gehrig (four), Joe DiMaggio (three), Alex Rodriguez (three), Tony Lazzeri (two) and Bobby Murcer (two)... became the first player in franchise history to record multiple 3HR games in a single season... his 4XBH matched the most by a Yankee in franchise history, becoming the 18th Yankee (27th time) to accomplish the feat... his 14 total bases matched the third-most by a Yankee in a single game in franchise history, trailing only Lou Gehrig (16TB on 6/3/32 at Philadelphia-AL) and Tony Lazzeri (15TB on 5/24/36 at Philadelphia-AL)... his 4H and 6RBI also tied his career highs.

2022

- ▶ Was named the American League Most Valuable Player after setting an American League record with 62HR and hitting .311/.425/.686 (177-for-570) with 133R, 28 doubles, 131RBI, 111BB and 16SB in 157 games... set career highs in runs scored, home runs and stolen bases... was named to his fourth career All-Star team.
- ▶ Was named the AL Hank Aaron Award winner, which recognizes the most outstanding regular season offensive performer in each league... was just the third Yankee to win the award since it was first presented in 1999, joining Derek Jeter (2006, '09) and Alex Rodriguez (2007).
- ▶ Also earned his third career AL Silver Slugger Award (also 2017 and '21)... won two Players Choice Awards from the MLBPA, being named the "AL Outstanding Player" and the "Player of the Year"... was also tabbed the "Player of the Year" by *Baseball America* and the *Sporting News*... was named a member of the All-MLB First Team.
- ▶ Was named the *Associated Press* "Male Athlete of the Year" by a panel of 40 sports writers and editors from news outlets across the country... became the fifth Yankee in franchise to win the award, joining Ron Guidry (1978), Joe DiMaggio (1941), Mickey Mantle (1956) and Roger Maris (1961).
- ▶ His Major League-leading 62HR were the most in American League history, surpassing Roger Maris' 61HR in 1961... his 62HR were the seventh-most in a single season in Major League history... was just the fourth Major League player to reach the mark, joining Barry Bonds (73HR in 2001 with San Francisco), Mark McGwire (70HR in 1998 and 65HR in 1999 with St. Louis) and Sammy Sosa (66HR in 1998, 64HR in 2001 and 63HR in 1999 with Chicago-NL).
- ▶ With his AL-leading 52HR in 2017, became the seventh Yankee to lead the AL in home runs multiple times, joining Babe Ruth (10 times), Mickey Mantle (four times), Lou Gehrig (three times), Alex Rodriguez (twice), Joe DiMaggio (twice) and Wally Pipp (twice).
- ▶ Was the just the 14th Yankee (23rd time) in franchise history to be named the AL MVP... was the first Yankee to win the award since Alex Rodriguez in 2007.
- ▶ Was the ninth Yankee (19th time/18th season) to lead the Majors in home runs (outright or tied)... joined Luke Voit (2020), Alex Rodriguez (2007), Roger Maris (1961), Mickey Mantle (1956), Joe DiMaggio (1937), Lou Gehrig (tied for the lead in 1931 and led in 1934, '36), Babe Ruth (led in 1920-21, '24, '26-29; tied for the lead in 1923 and '31) and Wally Pipp (tied for the lead in 1916).
- ▶ According to FanGraphs, his 11.4 WAR was the highest among all Major League players in 2022.



- ▶ Led the Majors in HR (62), runs scored (133), OBP (.425), SLG (.686), OPS (1.111) and XBH (90), tied for first in RBI (131, first in AL), ranked second in walks (111, first in AL) and intentional walks (19, second in AL), fifth in batting average (.311, second in AL), sixth in multi-hit games (52, fourth in AL) and tied for eighth in hits (177, fifth in AL)...led the Majors in HR by 16HR and the AL by 22HR, led the Majors in runs by 16R and the AL by 30R, led the Majors in OBP by 18 points and the AL by 19 points, led the Majors and the AL in SLG by 73 points, led the Majors and the AL in OPS by 92 points and led the Majors in XBH by 11XBH and the AL by 12XBH...led the AL in RBI by 5RBI and in walks by 24BB.
- ▶ Led the AL in HR and RBI and ranked second in the AL in batting average to Minnesota's Luis Arraez, falling five points shy of the Triple Crown.
- ▶ According to ESPN Stats & Info, was the first player to lead (outright or tied) the Majors in HR, runs scored, extra-base hits and RBI since Mickey Mantle in 1956.
- ▶ Led the Majors in home runs by 16HR, the largest gap to lead the Majors in a single season since Philadelphia's Jimmie Foxx led the Majors in 1932 by 17HR...he led the AL in HR by 22HR, the largest gap by any AL player since Babe Ruth led the AL in 1928 by 27HR.
- ▶ Was just the second Major League player and first Yankee to hit at least 62HR and record at least 165B in a single season, joining Sammy Sosa (66HR/185B in 1998 with Chicago-NL).
- ▶ Recorded a 1.111 OPS, the highest OPS by a Yankee since Mickey Mantle in 1961 (1.135)...was the highest OPS by any Major League player in a 162-game season since Albert Pujols' 1.114 OPS in 2008.
- ▶ His .686 SLG was the highest by a Yankee since Mickey Mantle's .687 SLG in 1961...was just the seventh Yankee (18th time) to lead the Majors in slugging percentage, joining Babe Ruth (10 times), Lou Gehrig (twice), Mickey Mantle (twice), Alex Rodriguez, Don Mattingly and Joe DiMaggio...his .686 SLG was the highest by any Major League player in a 162-game season since Barry Bonds recorded an .812 SLG in 2004.
- ▶ His Major League-leading 391 total bases were the most by a Yankee since Joe DiMaggio recorded 418TB in 1937...his 391TB were the most by an AL player since Alex Rodriguez recorded 393TB in 2001 with Texas...was the first Yankee to lead the Majors in total bases since Don Mattingly did so in 1986 (388TB).
- ▶ His .425 OBP was the highest by a Yankee since Jorge Posada's .426 OBP in 2007...was just the fifth Yankee (16th time) to lead the Majors in on-base percentage.
- ▶ His 131RBI were tied for the most in the Majors...were the most by a Yankee since Alex Rodriguez (156RBI in 2007)...became the seventh Yankee (14th time) to lead (outright or tied) the Majors in RBI, joining Lou Gehrig (four times), Babe Ruth (four times), Joe DiMaggio (twice), Alex Rodriguez, Don Mattingly and Mickey Mantle...was just the 12th Yankee (21st time) to lead the AL in RBI.
- ▶ Led the Majors in runs scored, becoming the 13th player in franchise history (26th time) to lead the Majors in runs scored...was the first to do so since Curtis Granderson in 2011 (136)...marked the second time in his career he led the AL in runs scored (also 2017)...was just the seventh Yankee to lead the AL in runs scored in multiple seasons, joining Babe Ruth (seven times), Mickey Mantle (five times), Lou Gehrig (four times), Alex Rodriguez (twice), Rickey Henderson (twice) and Snuffy Stirnweiss (twice).
- ▶ Led the AL in walks for the second time in his career (also 2017)...is one of six Yankees to lead the AL in walks multiple times, joining Babe Ruth (11 times), Mickey Mantle (five times), Lou Gehrig (three times), Jason Giambi (twice) and Charlie Keller (twice).
- ▶ Recorded a franchise-record 11 multi-HR games...matched the most by a player in a single season in Major League history, tied with Sammy Sosa (11G in 1998 with Chicago-NL) and Hank Greenberg (11G in 1938 with Detroit).
- ▶ Made 74 starts in CF and 54 starts in RF...prior to 2022, had made just 24 appearances (22 starts) in centerfield over his first six seasons...did not make an error in 281TC in the outfield...his 281TC were the third-highest among Major League outfielders who did not make an error, trailing only Baltimore's Cedric Mullins (367TC) and New York-NL's Brandon Nimmo (308TC).
- ▶ His 157 games played led the team...started 55 straight games from 8/5-10/4(G2)...started 73 of the Yankees' final 75 games (7/13-10/5).
- ▶ His 191BB were the most by a Yankee since Mickey Mantle's 231BB in 1957...was intentionally walked multiple times in three games, becoming the first Yankee to record three such games in a single season (since 1955 when IBB were first tracked).
- ▶ Hit .346/.520/.721 (36-for-104) with 6 doubles, 11HR, 68RBI, 41BB/191BB, 2HP and 5SF with RISP...with RISP, led the Majors in OBP and OPS (1.241), ranked third in SLG (second in AL) and eighth in BA (third in AL)...was the highest OPS and OBP with RISP by a Yankee since at least 1974 (min. 125PA)...his .721 SLG was the second-highest by a Yankee since 1974, trailing only Gary Sheffield (.722 in 2005).
- ▶ Reached base in 134-of-153 starts...reached base at least two times in a Major League-leading 96 games in 2022...were the most by a Yankee since Derek Jeter (97G) in 2009...reached base at least three times in a Major League-leading 50 games, the most by a Yankee since Alex Rodriguez (51G) in 2005.
- ▶ The Yankees went 39-12 in games he homered...25 of his 62HR either tied the game (six) or gave the club the lead (19).
- ▶ Recorded four "walk-off" hits, including his first career "walk-off" home runs: "walk-off" HR in the ninth on 5/10 vs. Toronto, "walk-off" single in the ninth on 6/23 vs. Houston, "walk-off" HR in the 10th on 6/26 vs. Houston and "walk-off" HR in the ninth on 7/28 vs. Kansas City...his three "walk-off" home runs were tied with Mickey Mantle (three in 1959) for the most by a Yankee in a single season...according to *Elias*, his four "walk-off" RBI hits were tied with Dave Winfield (1985) and Claudell Washington (1988) for the most "walk-off" RBI hits by a Yankees player in a season since 1920 (first year RBIs were officially recorded).
- ▶ Recorded four leadoff home runs, the first of his career: 6/4 vs. Detroit, 6/11 vs. Chicago-NL, 9/4 at Tampa Bay and Game 2 on 10/4 at Texas.



- ▶ Was named the AL "Player of the Month" for May, July and September...since the award was established in 1974, he is the only Yankee to win the award three times in a single season.
- ▶ Hit .361/.511/.811 (86-for-238) with 64R, 14 doubles, 31HR, 65RBI, 68BB/13IBB, 6HP, 1SF and 8SB in his final 70 games (7/16-10/4-G2)...reached base multiple times in 52 of those 70 games.
- ▶ Homered in consecutive games 11 times (4G from 9/3-7-G1; 3G from 4/28-5/1 and 7/28-30; 2G from 5/12-13, 6/3-4, 7/21(G2)-22, 7/24-26, 8/10-12, 8/22-23, 8/29-30 and 9/18-20).
- ▶ His 32HR on the road were tied with David Ortiz (2006), Mark McGwire (1998) and Babe Ruth (1927) for the second-most HR by a player on the road in a single season, trailing only Barry Bonds' 36HR in 2001.
- ▶ Was named the AL "Player of the Week" three times (7/18-24, 7/25-31 and 9/26-10/5)...since the award was established in 1974, was just the third Yankee to win the award three times in a season, joining Alex Rodriguez (three in 2007) and Reggie Jackson (three in 1980).
- ▶ Was named the AL "Player of the Month" for May after hitting .311/.378/.699 (32-for-103) with 25R, 4 doubles, 12HR, 25RBI, 13BB, 3SF and 2SB in 27 games...marked his first monthly award since September 2017.
- ▶ Hit a "walk-off" three-run HR in the ninth on 5/10 vs. Toronto, his first career "walk-off" HR...had hit 167HR in his career before hitting his first "walk-off" HR, the third-most HR by a Yankee prior to hitting his first "walk-off" HR with the club at the time (Lou Gehrig-260HR, Mark Teixeira-205HR) - credit: *Elias*...marked his third career "walk-off" plate appearance and his second career "walk-off" hit...marked his 10th home run of the season...was the first player in the Majors to reach double-digit home runs...according to *Elias*, was the first Yankees player since Alex Rodriguez in 2007 to be the first player in the Majors to reach 10HR.
- ▶ Hit his 20th HR of the season on 6/3 vs. Detroit, becoming the first player in the Majors to reach 20 home runs...according to *Elias*, it marked the second time Judge was the Majors' first player to reach 20 homers in a season, also doing so in his rookie season in 2017...the only other players in Yankees history to do this twice were Babe Ruth (seven times), Joe DiMaggio (twice) and Mickey Mantle (twice).
- ▶ Was named the AL "Player of the Month" for July after hitting .333/.446/.806 (31-for-93) with 25R, 5 doubles, 13HR, 32RBI, 17BB, 2HP and 5SB in 25 games...during the month of July, led the Majors in HR and RBI, ranked second in extra-base hits (18, first in AL), third in SLG (second in AL) and OPS (1.253, second in AL), tied for fifth in walks (tied for third in AL) and eighth in OBP (second in AL).
- ▶ Hit his third career grand slam in the eighth inning on 7/6 at Pittsburgh...with Aaron Hicks also hitting a grand slam, it marked just the fifth time in franchise history the Yankees have hit multiple grand slams in a single game.
- ▶ Hit a Major League-leading 33HR prior to the All-Star break...marked the second time he hit at least 30HR prior to the All-Star break (also 30HR in 2017), becoming the first Yankee in franchise history to accomplish the feat...became just the sixth player in Major League history and the third player in the AL to record 30HR before the All-Star break at least two times, joining Mark McGwire (4x - 1987, '97-98, 2000), Ken Griffey Jr. (3x - 1994, '97-98), Barry Bonds (2x - 2001, '03), Sammy Sosa (2x - 1998-99) and Willie Stargell (2x - 1971, '73)...hit at least 20HR prior to the break for the fourth time in his career, becoming just the second player in Yankees history to record four such seasons, joining Mickey Mantle (6).
- ▶ Was named to his fourth career All-Star team (also 2017-18, '21) after leading the Majors with 3,762,498 total votes during Phase 1 of All-Star voting...was the first Yankees player to lead the Majors in voting since Alex Rodriguez in 2008...marked his fourth starting assignment in the Midsummer Classic.
- ▶ With OF Giancarlo Stanton also being elected to the game by the fans, they became the first pair of Yankees outfielders to earn fan-elected starts together since Hall of Famers Dave Winfield and Rickey Henderson in 1988.
- ▶ Started in RF for the All-Star Game in Los Angeles and went 0-for-2.
- ▶ Hit a "walk-off" solo HR in the ninth in the Yankees' 1-0 win on 7/28 vs. Kansas City...according to *Elias*, he was just the third player in franchise history to hit a "walk-off" HR in a 1-0 victory, joining Joe Pepitone on 5/18/69 vs. California-Game 2 and Ruben Sierra on 7/22/04 vs. Toronto.
- ▶ Tied his career high with 6RBI on 7/29 vs. Kansas City, hitting a two-run HR in the third inning and his fourth career grand slam in the eighth.
- ▶ Hit the 200th HR of his career on 7/30 vs. Kansas City...accomplished the feat in his 671st career game, becoming the second-fastest player in Major League history to reach the mark...trailing only Ryan Howard (reached the mark in 658)...was just the fourth player to be drafted and signed by the Yankees and hit 200HR with the club...joined Jorge Posada (275HR, 1990), Derek Jeter (260HR, 1992) and Don Mattingly (222HR, 1979).
- ▶ According to ESPN Stats & Information, was the first Major League player to reach 40HR before August since Barry Bonds and Luis Gonzalez both did so in 2001...was just the third Yankee in franchise history to do so, joining Babe Ruth (1928) and Roger Maris (1961).
- ▶ Hit his 50th HR of the season in his 125th game on 8/29 at Los Angeles-AL...according to *Elias*, matched Babe Ruth (125 games in 1921) for the second-fewest games to reach 50HR in a season in franchise history, trailing only Roger Maris (124 games in 1961)...marked the second time in his career he hit at least 50HR in a season (also 52HR in 2017)...was just the 10th player in Major League history to record multiple 50HR seasons, joining Sammy Sosa (four seasons: 1998-2001), Mark McGwire (four: 1996-99), Babe Ruth (four: 1920-21, '27-28), Alex Rodriguez (three: 2001-02, '07), Ken Griffey Jr. (two: 1997-98), Mickey Mantle (two: 1956, '61), Willie Mays (two: 1955, '65), Ralph Kiner (two: 1947, '49) and Jimmie Foxx (two: 1932, '38)...joined Ruth and Mantle as the only Yankees to accomplish the feat.
- ▶ Finished the season with a 33-game on-base streak (8/29-10/4-G2)...was the longest on-base streak in the AL and the third-longest on-base streak in the Majors in 2022, trailing only St. Louis' Paul Goldschmidt (46G from 4/22-6/10) and Colorado's Connor Joe (35G from 4/29-6/9)...reached base multiple times in 25 of those 33 games, batting .385/.541/.817 (42-for-109) with 32R, 8 doubles, 13HR, 22RBI, 37BB/10IBB, 1HP, 1SF and 2SB in that span.
- ▶ Was named the AL "Player of the Month" for September after batting .417/.565/.869 (35-for-84) with 26R, 8 doubles, 10HR, 17RBI, 30BB/8IBB and 1SB in 25 games...during the month of September, led the Majors in BA, OBP, SLG, OPS (1.434), runs scored and walks, and tied for the Major League lead in HR...also ranked second in intentional walks (second in AL) and tied for second in XBH (18, tied for second in AL)...his 1,434 OPS was the second-highest by a Yankee in a single calendar month (min. 75PA) in the last 85 years (since 1938), trailing only Jason Giambi's 1.498 OPS in July 2005...his .565 OBP was the highest by a Yankee (min. 75PA) in a single calendar month since Babe Ruth's .580 OBP in August 1932...his .417 BA was the highest by a Yankee in a single calendar month (min. 75PA) since Derek Jeter's .425 BA in July 2003.



- ▶ Hit his 52nd HR of the season on 9/3 at Tampa Bay...with 52HR in 2017, became just the seventh player in Major League history to hit at least 52HR in multiple seasons, joining Mark McGwire (4x: 1996-99), Babe Ruth (4x: 1920-21, '27-28), Alex Rodriguez (3x: 2001-02, '07), Sammy Sosa (3x: 1998-99, 2001), Ken Griffey Jr. (2x: 1997-98) and Mickey Mantle (2x: 1956, '61)...joined Ruth and Mantle as the only Yankees to accomplish the feat...was the only player in Major League history to record 52HR in multiple seasons within his first seven Major League seasons.
- ▶ Reached base at least three times in a career-high seven straight games from 9/4-10...was the longest such streak by a Yankee since Mickey Mantle's seven-game streak from 6/10-16/57...was just the seventh Yankee (ninth time) to reach base at least three times in at least seven straight games.
- ▶ Led the Majors in home runs by 20HR on 9/13...according to *Elias*, it marked the first time a player finished a calendar day with a 20HR lead since the final day of the 1928 season when Babe Ruth led Jim Bottomley and Hack Wilson by 23HR.
- ▶ Hit his 60th HR of the season on 9/20 vs. Pittsburgh, a solo HR in the ninth inning...became just the sixth player in Major League history (ninth time) to hit at least 60 home runs in a single season, joining Barry Bonds (73HR in 2001 with San Francisco), Mark McGwire (70HR in 1998 and 65HR in 1999 with St. Louis), Sammy Sosa (66HR in 1998, 64HR in 2001 and 63HR in 1999 with Chicago-NL), Roger Maris (61HR in 1961 with the Yankees) and Babe Ruth (60HR in 1927 with the Yankees).
- ▶ Hit his 61st HR of the season on 9/28 at Toronto, tying Roger Maris (61HR in 1961) for the most HR in a single season in American League history...the HR came in the seventh inning off Tim Lincecum.
- ▶ Hit his 62nd HR of the season with a leadoff HR off Jesús Tinoco in Game 2 on 10/4 at Texas...the HR surpassed Roger Maris (61HR in 1961) for the most HR in American League history...were the seventh-most in a single season in Major League history...was just the fourth Major League player to reach the mark, joining Barry Bonds (73HR in 2001 with San Francisco), Mark McGwire (70HR in 1998 and 65HR in 1999 with St. Louis) and Sammy Sosa (66HR in 1998, 64HR in 2001 and 63HR in 1999 with Chicago-NL).
- ▶ Hit .139/.184/.306 (5-for-36) with 5R, 2HR, 3RBI, 2BB and 1SB in the Yankees' nine postseason games...homered in ALDS Game 5 vs. Cleveland, marking his Major League-record fourth career HR in a "winner-take-all" game.
- ▶ Signed a nine-year Major League contract with the Yankees extending through the 2031 season on 12/20.
- ▶ Was named the team captain on 12/21, becoming the 16th player to receive the honor in franchise history, and just the second since 1996...joined Derek Jeter, Don Mattingly, Ron Gaudy, Willie Randolph, Graig Nettles, Thurman Munson, Lou Gehrig, Babe Ruth, Roger Peckinpaugh, Rollie Zeider, Frank Chance, Hal Chase, Willie Keeler, Norman "Kid" Elberfeld and Clark Griffith.

2021

- ▶ Batted .287/.373/.544 (158-for-550) with 89R, 24 doubles, 39HR, 98RBI, 75BB and 65B in 148 games.
- ▶ Finished fourth in AL MVP Voting with 171 points, trailing Los Angeles-AL's Shohei Ohtani (first place with 420 points), Toronto's Vladimir Guerrero Jr. (second place with 269 points) and Marcus Semien (third place with 232 points).
- ▶ His 39HR were tied for the sixth-most in the Majors and fifth-most in the AL...his .544 SLG and .916 OPS ranked fourth in the AL and ninth in the Majors...also ranked fourth in the AL with his .373 OBP.
- ▶ His six multi-HR games were tied with teammate Joey Gallo, Washington/Boston's Kyle Schwarber and Kansas City's Salvador Perez for the most in the Majors.
- ▶ Reached base multiple times in 80-of-148 games, the most by a Yankee in 2021...were tied for the fourth-most in the AL and tied for the ninth-most in the Majors...reached base three-or-more times in 33 games, tied for the fifth-most games in the Majors...his team-leading 50 multi-hit games were the seventh-most in the Majors.
- ▶ Batted .331/.425/.559 (39-for-118) with 6 doubles, 7HR, 56RBI, 22BB/21BB, 1HP and 5SF with RISP.
- ▶ Hit .314/.394/.625 (88-for-280) with 49R, 15 doubles, 24HR, 57RBI and 36BB in 74 road games...his .314 BA on the road was the sixth-highest in the Majors.
- ▶ Hit .306/.385/.622 (60-for-196) with 34R, 11 doubles, 17HR, 47RBI, 27BB/11BB, 3SF and 4SB over his final 53 games of the season (8/7-10/3)...reached base in 43 games in that span.
- ▶ His 10 game-tying or go-ahead hits in the eighth inning-or-later were the most in the Majors.
- ▶ Was named to his third career All-Star team (also 2017-18), his third as a fan-elected starter.
- ▶ Hit 21HR prior to the All-Star break, marking the third time in his career he has hit 20HR prior to the All-Star break (also hit 30HR in 2017 and 25HR in 2018 prior to the break).
- ▶ Homered in back-to-back games six times: 3G from 5/14-16 and 2G from 4/5-6, 6/29-7/3, 8/12-14, 8/27-28 and 9/13-14.
- ▶ Recorded his 200th career extra-base hit with a solo HR on 4/27 at Baltimore...the hit came in his 445th Major League game, tying Alfonso Soriano for the fourth-fewest games any Yankee has needed from the start of his MLB career to reach 200XBH (at the time), trailing only Joe DiMaggio (312), Lou Gehrig (375) and Bob Meusel (416)—credit: *Elias*.
- ▶ Was named the AL "Player of the Week" from 5/10-16.
- ▶ Recorded a "walk-off" walk on 5/23 vs. Chicago-AL, his first career "walk-off" plate appearance...was the first "walk-off" walk by a Yankee since Juan Miranda on 9/26/10 vs. Boston.
- ▶ Did not play on 6/13 at Philadelphia due to back spasms.
- ▶ Recorded his 500th career hit with a ninth-inning double on 7/9 at Houston...according to STATS, he became the second-fastest Yankee (first 506G) to collect 500H and 100HR in his career, trailing only Joe DiMaggio (first 395G).
- ▶ Played in his third career All-Star Game on 7/13 at Coors Field (also 2017-18), recording a walk and scoring the AL's first run in the second inning (0-for-2)...started the game in RF and batted cleanup...was the 16th Yankee in franchise history to bat cleanup in the starting lineup of an All-Star Game (33rd time)...was the first since Mark Teixeira in the 2009 Midsummer Classic.
- ▶ Was placed on the COVID-19 injured list on 7/16...missed nine team games...was reinstated on 7/27.
- ▶ Hit a "walk-off" single in the ninth inning on 10/3 vs. Tampa Bay, clinching the Yankees postseason berth...marked his first career "walk-off" hit and his second career "walk-off" plate appearance (also a bases-loaded, "walk-off" walk in the ninth inning on 5/23/21 vs. Chicago-AL).
- ▶ Was 1-for-4 in the AL Wild Card Game at Boston.



2020

- ▶ Hit .257/.336/.554 (26-for-101) with 23R, 3 doubles, 9HR and 22RBI in 28 games with the Yankees.
- ▶ Was named AL "Player of the Week" for 7/27-8/2.
- ▶ Homered in a career-high five straight games from 7/29-8/2 (6HR)...was the 10th Yankee to homer in at least five straight games and first to do so since Alex Rodriguez from 9/4-9/07 (also five straight)...only Don Mattingly (eight straight from 7/8-18/87), Roger Maris (six from 8/11-16/61) and Lou Gehrig (six from 8/28-9-31) had longer home run streaks for the Yankees.
- ▶ Hit a go-ahead three-run HR in the second inning and a game-winning two-run HR in the eighth inning on 8/2 vs. Boston, homering in his career-high fifth straight game...was his 10th career multi-HR game...his homer in the eighth was his fifth go-ahead HR of the season, becoming the first player in Major League history to hit five go-ahead home runs in his team's first eight games of a season according to STATS.
- ▶ Was placed on the 10-day injured list with a right calf strain on 8/14 (retroactive to 8/12)...at the time of his placement on the I.L. (8/14), led the Majors in HR (9) and slugging pct. (.758), was tied for first in RBI (20), tied for fourth in runs (16), ranked fifth in OPS (1.101) and was tied for eighth in extra-base hits (11).
- ▶ Was reinstated from the 10-day injured list on 8/25 (missed eight team games)...in his first appearance back from the I.L. in Game 2 on 8/26 at Atlanta, went 1-for-3 before being removed defensively in the sixth.
- ▶ Was placed back on the 10-day injured list on 8/28 (retroactive to 8/27) with a right calf strain and reinstated on 9/16 (missed 21 team games).
- ▶ Hit .133 (4-for-30) with 3R, 3HR, 5RBI and 4BB in seven postseason games...each of his 3HR gave the Yankees the lead.
- ▶ Hit a two-run HR in the first inning of ALWCs Game 1 at Cleveland, a go-ahead HR in the fifth inning of ALDS Game 1 at Tampa Bay in San Diego and a go-ahead HR in the fourth inning of ALDS Game 5.
- ▶ Did not play in a game during spring training in Florida while recovering from a stress fracture of the first right rib.

2019

- ▶ In 102 games with the Yankees, hit .272 (103-for-378) with 75R, 18 doubles, 27HR and 55RBI...reached the 20HR plateau for the third straight season...of his 27HR, 19 tied the game (four) or gave the Yankees the lead (15).
- ▶ Was named the winner of the 2019 Wilson Defensive Player of the Year Award in RF, his first such award...his seven assists were fourth-most among outfielders who did not commit an error, while his 12.7 UZR (Ultimate Zone Rating) and 19 Defensive Runs Saved ranked third and fifth, respectively, among all outfielders (FanGraphs).
- ▶ Recorded two multi-HR games: 4/6 vs. Baltimore and 7/5 at Tampa Bay.
- ▶ Was removed in the sixth inning of 4/20 win vs. Kansas City after suffering a left oblique injury...was sent to NewYork-Presbyterian Hospital for further evaluation and an MRI.
- ▶ Was placed on the 10-day injured list from 4/21-6/21 with a left oblique strain...missed 54 team games...hit .125 (2-for-16) with 2R, 1HR, 2RBI and 3BB in five rehab games with Triple-A Scranton/Wilkes-Barre.
- ▶ Hit leadoff in the starting lineup for the first time in his career on 6/21 vs. Houston (0-for-4).
- ▶ Hit his 100th career home run on 8/27 at Seattle (off Yusei Kikuchi)...came in his 371st career game, becoming the third-fastest player (at the time) to reach the mark (in terms of games played) in Baseball history behind only Philadelphia's Ryan Howard (Game No. 325 on 6/27/07) and teammate Gary Sánchez (Game No. 355 on 8/23/19)...was the seventh player drafted and signed by the Yankees to hit at least 100HR with the club (Gardner, Posada, Jeter, Mattingly, Munson and Pagliarulo).
- ▶ Started in RF in each of the Yankees' nine postseason games...hit a two-run HR in the fourth inning of ALCS Game 2 at Houston...marked his eighth career postseason HR (in his 23rd career playoff game), becoming the fourth Yankee to hit 8HR within his first 23 postseason games (also Lou Gehrig-9HR, Mickey Mantle-8HR and Bernie Williams-8HR).

2018

- ▶ In 112 games with the Yankees, hit .278 (115-for-413) with 77R, 22 doubles, 27HR, 67RBI, 76BB and 65B...the Yankees went 21-6 when he homered in 2018...was a finalist for the AL Gold Glove Award in RF.
- ▶ Hit .352/.471/.699 (69-for-196) with 47R, 14 doubles, 18HR, 45RBI and 20 multi-hit games in 56 contests at Yankee Stadium...did not go consecutive home games without a hit over a 59-game stretch at Yankee Stadium (9/17/17-7/26/18)...had at least 1RBI in a franchise-record 14 straight home games from 9/18/17-4/7/18.
- ▶ Appeared in each of the Yankees' first 56 games of the season from 3/29 through Game 2 on 6/4.
- ▶ Hit 25HR before the All-Star break, becoming the fourth player to hit at least 25HR before the break in two different seasons as a Yankee and just the second to do so in consecutive years, joining Roger Maris (1960-61), Mickey Mantle (1956 and '61) and Jason Giambi (2003 and '06).
- ▶ Had a career-long 14-game hitting streak from 9/17/17-3/29/18.
- ▶ Made his first Major League start (and appearance) in CF in 3/31 loss at Toronto.
- ▶ Hit game-winning two-run HR in the 13th on 6/6 at Toronto, his first career extra-inning HR.
- ▶ Started in LF and went 1-for-2 with 1R, 1HR, 1RBI and 1BB in the AL's All-Star Game win on 7/17...his solo HR off Max Scherzer to lead off the second inning was the first All-Star homer by a Yankee since Jason Giambi in 2003...became the third Yankee to homer in an All-Star Game at age 26-or-younger, joining Joe DiMaggio (1936) and Mickey Mantle (1955 and '56)...was selected by fans to his second straight All-Star team...received a fan-elected starting assignment for the second straight year and was the first Yankee to start at least two straight ASGs since Robinson Canó (2010-13) and first Yankees OF to start two straight since Curtis Granderson (2011-12).
- ▶ Was hit by a pitch on 7/26 vs. Kansas City...underwent an MRI at NewYork-Presbyterian Hospital and was diagnosed with a chip fracture of the right wrist (ulnar styloid bone)...was placed on the 10-day disabled list with the injury from 7/27-9/14 (missed 45 team games).
- ▶ Hit .421/.500/.947 (8-for-19) with 6R, 1 double, 3HR, 4RBI and 3BB in five postseason games...homered in each of the first 3G, becoming the second Yankee to homer in each of the team's first three postseason games in a year, joining Hank Bauer from 1958 World Series Game 1 through Game 3 (note: Johnny Mize homered in 1952 World Series Games 3-5 after missing the first 2G of the Series)...became the third player to begin a postseason with 3G with at least 2H and 1HR, joining St. Louis' Matt Carpenter in 2014 and the Yankees' Hank Bauer in 1958.



2017

- ▶ In 155 games with the Yankees (141 starts in RF, 10 at DH), hit .284 (154-for-542) with 128R, 24 doubles, 3 triples, 52HR, 114RBI, 127BB and 95B... earned his first career Silver Slugger Award.
- ▶ Was unanimously named AL Jackie Robinson "Rookie of the Year" by the BBWAA... was the ninth Yankee to win the award and second by a unanimous vote (also Derek Jeter in 1996)... was the only player listed on every ballot.
- ▶ Placed second in AL Most Valuable Player voting... was the second rookie all time to finish second in MVP voting, joining Mike Trout in 2012 (won by Miguel Cabrera).
- ▶ Was named MLB "Rookie of the Year" by *Baseball America*, the first Yankee to win the award since Derek Jeter (1996)... was also named 2017 *Sporting News* AL "Rookie of the Year," as voted on by a panel of AL players... was selected to the Topps MLB All-Star Rookie Team.
- ▶ Led the American League in runs scored (128, second MLB), home runs (52, second MLB), walks (127, second MLB) and ranked second in RBI (114, sixth MLB), on-base pct. (.422, third MLB) and slugging pct. (.627, second MLB)... led the Majors with an 8.2 WAR, the highest by a Yankee since Alex Rodriguez in 2007 (9.6).
- ▶ With a 1.049 OPS, was the fourth rookie in the Modern Era (since 1900) with an OPS of 1.000-or-better: St. Louis' Albert Pujols (1.013) in 2001, Boston's Ted Williams (1.045) in 1939 and Cleveland's Joe Jackson (1.058) in 1911.
- ▶ Became the 13th Yankee to lead the AL (or tie for the lead) in home runs and first since Mark Teixeira (tied) in 2009... was the first Yankee to lead outright since Alex Rodriguez in 2007... held at least a share of the AL HR lead every day from 5/28 through the end of the season except one (end of play on 9/6).
- ▶ At the time, his 52HR were the most ever by a Major League rookie (Mark McGwire, 49HR in 1987) and surpassed Joe DiMaggio (29HR in 1936) for most by a Yankees rookie... was surpassed by the Mets' Pete Alonso (53) in 2019.
- ▶ His 52HR were then tied with Mickey Mantle (52HR in 1956) and Alex Rodriguez (52HR in 2001) for third-most by a player 25-or-younger in Baseball history, trailing only Jimmie Foxx (58HR in 1932) and Babe Ruth (54HR in 1920)... was the fifth Yankee age 25-or-younger to hit at least 40HR in a season.
- ▶ At the time, his 52HR tied Mickey Mantle (52HR in 1956) for the eighth-most single-season homers in Yankees history and were the second-most by a right-handed hitter (Alex Rodriguez-54HR in 2007)... with his 62HR in 2022 and 58HR in 2024, his 52HR in 2017 are now tied for 10th-most in franchise history and are fourth-most among right-handed batters.
- ▶ Hit 33HR at Yankee Stadium, most by a Yankee in a single season at a home venue in franchise history, surpassing Babe Ruth (32 in 1921).
- ▶ Had seven multi-HR games... matched Mark McGwire (7G in 1987) for the most ever by a rookie in a single season... at the time, were tied for the fifth-most in a season by any player, age 25-or-younger behind only Ralph Kiner (10G in 1947), Willie Mays (9G in 1955), Reggie Jackson (8G in 1969) and Vladimir Guerrero (8G in 2000).
- ▶ Hit 30HR before the All-Star Game, one of three rookies ever to reach 30HR prior to the All-Star break (since 1933), along with Mark McGwire (33 in 1987) and Pete Alonso (30 in 2019)... became the third Yankee ever to hit at least 30HR by the break, joining Roger Maris (33HR in 1961) and Alex Rodriguez (30HR in 2007)... marked the seventh time a Yankee led the Majors in homers at the All-Star break (since 1933).
- ▶ His 128R were most by a Major League rookie since Mike Trout in 2012 (129R)... were second-most by a Yankees rookie (Joe DiMaggio-132R in 1936)... the Yankees went 58-27 when he scored a run.
- ▶ Was the fourth rookie in Yankees history with at least 100RBI in a season: Joe DiMaggio (125 in 1936), Tony Lazzeri (114 in 1926) and Hideki Matsui (106 in 2003).
- ▶ Became the eighth player in Yankees history with at least 100R, 100RBI and 100BB in a season, joining Lou Gehrig (11x: 1926-27, '29-32, '34-38), Babe Ruth (10x: 1920-21, '23-24, '26-28, '30-32), Mickey Mantle (3x: 1954, '56, '61), Charlie Keller (2x: 1941-42), George Selkirk (1939), Bernie Williams (1999) and Jason Giambi (2002)... only Ruth (10x), Gehrig (5x), Mantle (2x) and Giambi accomplished the feat while also hitting at least 40HR.
- ▶ Joined Boston's Ted Williams (1939) as the only players ever with at least 100R, 100RBI and 100BB as a rookie.
- ▶ Became the fourth rookie all-time to draw 100BB and score 100R in a season, joining Ted Williams in 1939 (131R, 105BB), Lu Blue in 1921 (103R, 103BB) and Jim Gilliam in 1953 (125R, 100BB).
- ▶ Was the third player in Baseball history, age 25-or-younger, to record at least 125R and 125BB in a season, joining Babe Ruth (1920, age 25) and Ted Williams (1941 and '42, ages 22 and 23).
- ▶ His 127BB set a Major League rookie record, surpassing Cleveland's Les Fleming (106BB in 1942) on 9/10 at Texas (credit: *Elias*)... surpassed Charlie Keller (81BB in 1939) for the Yankees' rookie walk record on 8/9 at Toronto.
- ▶ Became the fifth Yankee in franchise history—and only right-handed batter—with at least 125BB in a season (Ruth-10x, Gehrig-3x, Mantle-3x, Giambi-1x).
- ▶ Was twice named AL "Player of the Week": 6/5-11 and 9/18-24.
- ▶ Hit .426/.588/1.049 (26-for-61) with 31R, 5 doubles, 11HR, 24RBI and 24BB in 19 games vs. Baltimore... his 31R were the most by any player vs. any opponent in one season since Boston's Ted Williams scored 31R in 1947 vs. St. Louis-AL... *Elias* notes it marked the most by a rookie vs. one team since Joe DiMaggio in 1936 vs. the Browns (31R)... his 11HR were the most by a Yankee vs. a single opponent in a season since 1961, when Roger Maris hit 13HR vs. Chicago-AL and Mickey Mantle hit 11HR vs. Washington-AL... according to *Elias*, tied Cleveland's Hal Trosky (11HR in 22G vs. Chicago-AL in 1934) for the most homers by a rookie against one team in a single season.
- ▶ In April, became the 10th rookie in Major League history with at least 10HR, 10BB, and a .300 batting average in any calendar month... also accomplished the feat in June and September, while Rhys Hoskins did so in August.



- ▶ Posted a .411 OBP in April (in 22G), a .441 OBP in May (26G) and a .481 OBP in June (28G)...became the third rookie in Major League history to have an OBP of at least .400 in April, May and June (min. 75PA in each month): also St. Louis' Albert Pujols in 2001 and Houston's Greg Gross in 1974.
- ▶ Was named AL "Rookie of the Month" for April, batting .303 (23-for-76) with 23R, 10HR and 20RBI in 22 games...was the third Yankee ever to hit at least 10HR in March/April (Alex Rodriguez: 14HR in 2007 and Graig Nettles: 11HR in 1974)...ranked among all AL leaders with 23R (1st), a .750 SLG (1st), 10HR (T1st) and 20RBI (T5th) in April...tied a Major League rookie record for the most home runs in April, previously set by Chicago-AL's José Abreu in 2014 and tied by Colorado's Trevor Story in 2016 (credit: ESPN Stats & Info)...was the fourth Yankee ever to win the award (also Hideki Matsui-June 2003, Robinson Canó-September 2005 and Gary Sánchez-August 2016).
- ▶ Hit a two-run HR—on the first pitch of his first career PA at Fenway Park—in 4/26 win at Boston...was the first Yankee to homer in his first career PA at Fenway since Cody Ransom on 9/26/08, who homered on each of the first two pitches he saw...the HR came on his 25th birthday, joining Roger Maris (9/10/66) and Yogi Berra (5/12/47) as the only Yankees to ever homer at Fenway on their birthday.
- ▶ Recorded his first career multi-HR game in 4/28 win vs. Baltimore...at 25 years, 2 days old, was the youngest Yankees outfielder with 2HR in a game since Melky Cabrera (24y, 254d on 4/22/09 vs. Oakland).
- ▶ Was named AL "Rookie of the Month" for May after batting .347/.441/.642 (33-for-95) with 17R, 5 doubles, 7HR and 17RBI in 26 games and leading all AL rookies in BA, runs, hits, HR, RBI and OBP, while ranking second in SLG...was his second straight "Rookie of the Month" honor, having also won the award in April...became the first Yankee ever to win the award twice...was the first Yankee to win any monthly award in consecutive months since Don Mattingly was named AL "Player of the Month" in both August and September of 1985.
- ▶ Recorded a 32-game on-base streak from 5/28-6/30...was the longest single-season streak by a Yankee since Derek Jeter had a 34-game streak to end the 2012 season (8/27-10/3/12) and the longest single-season streak for a Yankees rookie since Charlie Keller in 1939 (40 games)...reached base safely in 42 consecutive starts from 5/28-7/16 (G1), batting .321 (51-for-159) with 39R, 8 doubles, 15HR, 36RBI and 38BB in his starts over the span.
- ▶ Was named AL "Player of the Month" and "Rookie of the Month" for June, batting .324/.481/.686 (33-for-102) with 30R, 5 doubles, 10HR, 25RBI and 30BB in 28G and reaching safely in every game...was his first career "Player of the Month" nod and his third "Rookie of the Month" honor, having also won the award in April and May...became the first Yankee ever to win three consecutive monthly awards and the first AL player with three straight "Rookie of the Month" honors in a single season since Chicago-AL's José Abreu in 2014...was the first AL player to win three "Rookie of the Month" awards in a row since Mike Trout won four straight from May-August 2012...was the 10th player all time (in either league) to win both awards in the same calendar month and second Yankee (also Gary Sánchez in August 2016).
- ▶ Hit his Major League-leading 20th home run of the season on 6/11 vs. Baltimore, becoming the first rookie in Major League history to be the first player to 20HR in a season.
- ▶ Through the end of play on 6/11, led the AL in all three Triple Crown categories...since RBI became an official stat, was the first time a rookie led his league in each of those categories on 6/1-or-later (credit: Elias).
- ▶ Was selected to his first career All-Star team after leading the AL with 4,488,702 votes...was the first Yankee to lead the AL in All-Star voting since Derek Jeter in 2009...at age 25, was the youngest player to lead the AL in voting since Ken Griffey Jr. (24) in 1994...was the leading vote-getter in all of Baseball via the Player Ballot...was the third Yankees rookie elected to start an All-Star Game (Hideki Matsui-2003, Joe DiMaggio-1936)...was the sixth position player drafted and signed by the Yankees to make the All-Star team as a Yankee (Munson, Mattingly, Jeter, Posada and Gardner).
- ▶ Won the Home Run Derby, defeating Minnesota's Miguel Sanó in the final round, 11HR-to-10HR...became the fourth Yankee to win a Derby, joining Robinson Canó (2011), Jason Giambi (2002) and Tino Martinez (1997)...was pitched to by Yankees BP pitcher Danilo Valiente...hit 23HR in the first round, topping Miami's Justin Bour (22HR)...in the semifinals, out-homered NL Rookie of the Year, Cody Bellinger of the Dodgers, 13HR-to-12HR...his 47 total homers hit (in 76 swings) were most ever by a Yankee in the Home Run Derby, surpassing Canó's 32HR in 2011 and second-most in Derby history at the time (2016 winner Giancarlo Stanton hit 61)...four of Judge's homers went at least 500 ft...was the first rookie ever to win the Derby outright (the Angels' Wally Joyner was a co-champion in 1986)...became the first player ever to win both the College and MLB Home Run Derby.
- ▶ Started in RF and went 0-for-3 for the AL in the All-Star Game on 7/11...was the second consecutive Yankees RF to be an All-Star...was the first Yankee to serve as the AL's starting right fielder since Paul O'Neill in 1997.
- ▶ Was named September AL "Player of the Month" (second, also June 2017) and "Rookie of the Month" (fourth, also April, May and June 2017)...hit .311/.463/.889 (28-for-90) with 29R, 7 doubles, 15HR, 32RBI and 28BB in 27G...set a career high for most HR in a calendar month...were the most homers by a Yankee in a calendar month since Roger Maris hit 15HR in June 1961...was the fifth Yankee in franchise history to hit at least 15HR in a calendar month (Babe Ruth-4x, Joe DiMaggio-1x, Mickey Mantle-1x and Roger Maris-1x)...led the Majors in runs and walks and led the AL in RBI (second in MLB), home runs (2nd MLB), slugging pct. (second in MLB) and on-base pct. (third in MLB).
- ▶ Hit his 49th and 50th home runs of the season in 9/25 win vs. Kansas City, tying and surpassing Mark McGwire (49HR in 1987) for the single-season rookie home run record...was surpassed by the Mets' Pete Alonso in 2019.
- ▶ Made his postseason debut, batting .188 (9-for-48) with 9R, 3 doubles, 4HR and 11RBI in 13 playoff games...his 4HR were the most ever by a Yankees rookie in a single postseason (credit: ESPN Stats & Info)...at the time, his 4HR were tied with Miguel Cabrera (2003) for the third-most by a rookie in a single postseason behind Evan Longoria (6HR in 2008) and Kyle Schwarber (5HR in 2015)...was the 15th player in Baseball history (and second Yankee) to have 4HR in a single postseason at age 25-or-younger (also Lou Gehrig-4HR in 1928).
- ▶ Made his postseason debut in the Yankees' AL Wild Card win vs. Minnesota, hitting a two-run HR in the fourth...according to Elias, became the third Yankees rookie to homer in his postseason debut, joining Shane Spencer (1998 ALDS Game 2 vs. Texas) and Elston Howard (1955 World Series Game 1 vs. Brooklyn)...was the first postseason HR by any Yankees rookie since Hideki Matsui in 2003 World Series Game 2 vs. Florida.
- ▶ Leapt at the right field wall to rob Francisco Lindor of a potential two-run HR for the second out in the top of the sixth in ALDS Game 3 vs. Cleveland...was the first time in his career he robbed a homer (ESPN Stats & Info).



- ▶ Homered in consecutive games (ALCS Games 3 and 4 vs. Houston), becoming the seventh Yankee, age 25-or-younger, to homer in back-to-back playoff games (also Lou Gehrig, three straight; Mickey Mantle, two straight twice; Greg Bird; Derek Jeter; Gil McDougald and Charlie Keller)...was the third Yankees rookie to homer in consecutive playoff games, joining Keller (Games 3-4 in the 1939 World Series vs. Cincinnati) and Shane Spencer (Games 2-3 of the 1998 ALDS vs. Texas)—credit: *Elias*.
- ▶ In ALCS Games 3-5, became the seventh player (second Yankee) in postseason history to tally at least 1RBI, 1XBH and 1BB in three straight playoff games (Gehrig: MLB-record 4G from 1928 World Series Game 2-1932 World Series Game 1)...in each of his four games from ALCS Games 3-6, had at least 1R, 1RBI and 1XBH, becoming the third Yankee to do so in four straight postseason games (also Reggie Jackson and Lou Gehrig).
- ▶ Underwent arthroscopic surgery on his left shoulder on 11/20...the procedure involved a loose-body removal and cartilage clean-up, and was performed by Dr. Neal ElAttrache in Los Angeles at the Kerlan-Jobe Orthopaedic Clinic.

2016

- ▶ In 27 games with the Yankees (24 starts in RF), hit .179 (15-for-84) with 10R, 2 doubles, 4HR and 10RBI...according to MLB Statcast, had a 95.5 mph average exit velocity, second-highest among all Major League hitters (min. 40 batted ball events) behind only the Mariners' Nelson Cruz (95.9).
- ▶ Became the first player in Yankees history to record an extra-base hit in each of his first three career games (Game 1 - HR, Game 2 - HR, Game 3 - double)...became the ninth AL player since 1913 to accomplish the feat.
- ▶ According to ESPN Stats & Info, was the first player in AL history to record at least 1XBH and 1RBI in each of his first three career games...became the seventh player in Yankees history to record at least 1RBI in five of his first seven games to begin a Major League career, joining Yangervis Solarte (2014), Hideki Matsui (2003), Joe Buzas (1945), Joe DiMaggio (1936), George Selkirk (1934) and Norm McMillan (1922).
- ▶ Made his Major League debut in 8/13 win vs. Tampa Bay, hitting solo HR in the second off Matt Andriese...the HR came in his first career PA, becoming the fifth Yankee in franchise history (and second in the inning immediately following Tyler Austin's solo HR) to accomplish the feat (also John Miller, Marcus Thames and Andy Phillips)...per ESPN Stats & Info, was the longest HR by a Yankee at Yankee Stadium since 6/10/11 (Alex Rodriguez vs. Cleveland off Fausto Carmona)...became the third player in the history of the current Yankee Stadium to hit a ball into or over the centerfield batters eye glass (also Seattle's Russell Branyan on 7/2/09 and Houston's Carlos Correa on 4/6/16)...with Austin also making his Major League debut in the game, became the first pair of teammates in Major League history to each homer in their Major League debuts in the same game...there had been just one other game in Baseball history in which two players each hit HRs in their first Major League at-bats, but they were on opposing teams (Brooklyn at Philadelphia on 4/19/38 - the Phillies' Emmett "Heinie" Mueller and the Dodgers' Ernie Koy - both in the first inning)...became the first pair of Yankees to make their Major League debuts as starters in the same game since C Johnny Ellis and CF Jim Lytle on 5/17/69 vs. California...was signed to a Major League contract and selected to the Yankees' 25-man roster prior to the game.
- ▶ Hit a solo HR—his second in as many career games—in 8/14 loss vs. Tampa Bay...according to *Elias*, became the second player in Baseball history to homer in his first at-bat in each of his first two Major League games, joining the Cardinals' Keith McDonald in 2000...was the second player in Yankees history to homer in each of his first two Major League games, joining Joe Lefebvre, who did so from 5/22-23/80...joined Colorado's Trevor Story (first 4G, 6HR from 4/4-8) as the only two players to accomplish the feat in 2016.
- ▶ Was placed on the 15-day disabled list on 9/14 with a Grade 2 right oblique strain...injury occurred on a swing taken in the bottom of the fourth in 9/13 win vs. Los Angeles-NL (was removed in the top of the fifth).
- ▶ In 93 games with Scranton/Wilkes-Barre, hit .270 (95-for-352) with 62R, 18 doubles, 19HR and 65RBI...at the time of his call up, ranked second in the IL in RBI and HR/AB ratio (1HR/18.53AB) and fourth in runs scored, home runs and slugging percentage (.489)...was an IL Mid-Season and Postseason All-Star, and an MiLB.com Organization All-Star.
- ▶ Following the season, was named the 2016 Kevin Lawton Award winner as the Yankees' minor league "Player of the Year"...was also tabbed by *Baseball America* as the Yankees' No. 6 prospect, as well as the IL's "Best Power Prospect" and the league's 19th-best prospect.

2015

- ▶ Split the season with Double-A Trenton and Triple-A Scranton/Wilkes-Barre, batting .255 (122-for-478) with 63R, 26 doubles, 3 triples, 20HR, 72RBI and 53BB in 124 games...led all Yankees minor leaguers in home runs and RBI.
- ▶ Played in the SiriusXM All-Star Futures Game in Cincinnati and went 1-for-4 with 1R.
- ▶ Following the season, was ranked by *Baseball America* as the No. 3 prospect in the Yankees organization, the No. 10 prospect in the International League and the No. 15 prospect in the Eastern League...was tabbed by MiLB.com as an Organization All-Star.

2014

- ▶ Made his professional debut, combining at Single-A Charleston and Single-A Tampa to bat .308 (144-for-467) with 80R, 24 doubles, 4 triples, 17HR, 78RBI and a .419 OBP in 131 games...finished the season ranked third among all minor leaguers with 89BB...led all Yankees farmhands in RBI, ranked fifth in HR and sixth in batting average.
- ▶ Was named a SAL Mid-Season All-Star with Charleston...following the season, was tabbed by *Baseball America* as the Yankees' second-best prospect...was also named an Organization All-Star by MiLB.com.
- ▶ After the season, played for Scottsdale in the Arizona Fall League, batting .278 (25-for-90) with 15R, 5 doubles, 4HR and 15RBI in 24C...was selected to the Fall Stars Game and was named AFL "Player of the Week" from 10/28-11/3.

2013

- ▶ Did not appear in a game after being selected by the Yankees in the first round of the First-Year Player Draft.
- ▶ Following the season, was ranked by *Baseball America* as the Yankees' No. 6 prospect.



PERSONAL

- ▶ Full name is Aaron James Judge...he and his older brother were both adopted...graduated from Linden High School (Calif.) in 2010.
- ▶ Played baseball for three seasons at Fresno State, where he was a three-time All-Conference First Team selection and a 2013 All-America honoree...in his three years, hit .346 (201-for-581) with 41 doubles, 17HR and 35SB...won the 2012 TD Ameritrade College Baseball Home Run Derby in Omaha...was named a Louisville Slugger Freshman All-American and the WAC Freshman of the Year in 2011...in October 2023, Fresno State Athletics announced that the university was retiring his #29 jersey...Judge was honored during halftime of the Fresno State football game on November 18, 2023 at Valley Children's Stadium, followed by a formal jersey retirement ceremony the next day at Pete Beiden Field at Bob Bennett Stadium.
- ▶ Played for the Brewster Whitecaps of the Cape Cod League in 2012, earning the team's Citizenship Award for being a positive team member.
- ▶ Had the third-most popular jersey in Major League Baseball in 2024...the rankings are based on tallied sales from MLBShop.com of Nike player jerseys...has been in the top-seven of most popular jerseys in each of the last eight seasons since 2017...has also been ranked in the top-four during seven of those seasons and the top-three in six of those seasons...finished three straight seasons (2017-19) with the top-selling jersey among all Major League players...in 2017, became the second rookie ever to wear Baseball's most popular jersey (also Kris Bryant in 2015).
- ▶ Was named the 2023 Roberto Clemente Award winner...the Roberto Clemente Award is the annual recognition of a Major League player who best represents the game of baseball through extraordinary character, community involvement, philanthropy and positive contributions, both on and off the field...in 2018, Judge founded the ALL RISE Foundation, which works to inspire children and youth to become responsible citizens by engaging them in activities that encourage them to reach unlimited possibilities...through mini-grant programs, baseball camps, an aspiring leaders program, and other initiatives, the foundation works to have a positive influence on these children, while creating a legacy to continue to guide future generations...the foundation has supported thousands of youth in San Joaquin County, Fresno County and the Bronx...was the fourth Yankee to earn the honor, joining Derek Jeter (2009), Don Baylor (1985) and Ron Guidry (1984).
- ▶ For 2022, was named the Sid Mercer/Dick Young New York Player of the Year and selected as the Joe DiMaggio Toast of the Town Award winner, as voted on by the BBWAA...received the awards, along with his 2022 AL Most Valuable Player Award at the BBWAA dinner in New York on 1/28/23.
- ▶ Was named the 2022 *Time Magazine* "Athlete of the Year."
- ▶ Was the Yankees' 2021 Heart and Hustle Award winner, his first team award...the award honors active players who demonstrate a passion for the game of baseball and best embody the values, spirit and traditions of the game.
- ▶ Following the 2021 season, was tabbed the winner of the Sid Mercer/Dick Young New York Player of the Year Award by the New York Chapter of the BBWAA.
- ▶ Represented Major League Baseball in The Real Heroes Project in 2020, a collaborative initiative to recognize and celebrate healthcare workers on the frontlines of the COVID-19 pandemic...other participants included NWSL and USWNT stars Carli Lloyd and Alex Morgan, New Orleans Saints quarterback Drew Brees, NHL all-time great Wayne Gretzky, WWE legend John Cena and MLB All-Star Christian Yelich...was featured on the cover of that week's *Adweek* for his participation in the project.
- ▶ Has hosted multiple ALL RISE Foundation Baseball ProCamps at Fresno State since 2018.
- ▶ Partners with #ICANHELP and the "I Can Help Delete Negativity" initiative to combat toxic behavior on social media by spreading positivity online.
- ▶ Was on the cover of the MLB: The Show video game in 2018...appeared on CONAN and played the game with the late-night talk show host in May 2018.
- ▶ For 2017, was named the Sid Mercer/Dick Young New York Player of the Year and selected as the Joe DiMaggio Toast of the Town Award winner, as voted on by the BBWAA...received the awards, along with his 2017 AL Rookie of the Year Award, at the BBWAA dinner in New York on 1/28/18.

Judge's Career Batting Record

Year	Club	AVG	G	AB	R	H	2B	3B	HR	RBI	SH	SF	HP	BB	SO	SB	CS	E	OBP	SLG
2013																				
Did Not Play																				
2014	Charleston	.333	65	234	36	78	15	2	9	45	0	3	2	39	59	1	0	4	.428	.530
	Tampa	.283	66	233	44	66	9	2	8	33	0	1	1	50	72	0	0	4	.411	.442
2015	Trenton	.284	63	250	36	71	16	3	12	44	0	3	3	24	70	1	0	3	.350	.516
	Scranton/WB	.224	61	228	27	51	10	0	8	28	0	3	0	29	74	6	2	0	.308	.373
2016	Scranton/WB	.270	93	352	62	95	18	1	19	65	0	3	8	47	98	5	0	3	.366	.489
	YANKEES - a	.179	27	84	10	15	2	0	4	10	0	1	1	9	42	0	1	1	.263	.345
2017	YANKEES	.284	155	542	128	154	24	3	52	114	0	4	5	127	208	9	4	5	.422	.627
2018	YANKEES - b	.278	112	413	77	115	22	0	27	67	0	5	4	76	152	6	3	3	.392	.528
2019	YANKEES - c	.272	102	378	75	103	18	1	27	55	0	1	3	64	141	3	2	0	.381	.540
	Scranton/WB	.125	5	16	2	2	0	0	1	2	0	0	0	3	7	0	0	0	.263	.313
2020	YANKEES - d, e	.257	28	101	23	26	3	0	9	22	0	0	2	10	32	0	1	0	.336	.554
2021	YANKEES - f	.287	148	550	89	158	24	0	39	98	0	5	3	75	158	6	1	3	.373	.544
2022	YANKEES	.311	157	570	133	177	28	0	62	131	0	5	6	111	175	16	3	0	.425	.686
2023	YANKEES - g, h	.267	106	367	79	98	16	0	37	75	0	3	0	88	130	3	1	1	.406	.613
2024	YANKEES	.322	158	559	122	180	36	1	58	144	0	2	9	133	171	10	0	0	.458	.701
Minor League Totals		.276	353	1313	207	363	68	8	57	217	0	13	14	192	380	13	2	14	.371	.471
Major League Totals		.288	993	3564	736	1026	173	5	315	716	0	26	33	693	1209	53	16	13	.406	.604

Selected by Oakland in the 31st round of the 2010 First-Year Player Draft, but did not sign.

Selected by the Yankees in the first round (32nd overall) of the 2013 First-Year Player Draft.



- a – Placed on the 15-day disabled list on September 14, 2016 - the end of the season with a Grade 2 right oblique strain.
- b – Placed on the 10-day disabled list from July 27 - September 14, 2018 with a chip fracture of the right wrist (ulnar styloid bone).
- c – Placed on the 10-day injured list from April 21 - June 21, 2019 with a left oblique strain.
- d – Placed on the 10-day injured list from August 14 (retroactive to August 12) - August 25, 2020 with a right calf strain.
- e – Placed on the 10-day injured list from August 28 (retroactive to August 27) - September 16, 2020 with a right calf strain.
- f – Placed on the COVID-19 injured list from July 16 - 27, 2021.
- g – Placed on the 10-day injured list from May 1 (retroactive to April 29) - May 9, 2023 with a right hip strain.
- h – Placed on the 10-day injured list from June 7 (retroactive to June 4) - July 28, 2023 with a right great toe sprain.

Judge's Postseason Record																			
Year	Club vs. Opp.	AVG	G	AB	R	H	2B	3B	HR	RBI	SH	SF	HP	BB	SO	SB	CS	E	OBP SLG
2017	NY Yankees vs. MIN (WC)	.500	1	4	3	2	0	0	1	2	0	0	0	1	0	0	0	0	.600 .1250
	NY Yankees vs. CLE (DS)	.050	5	20	1	1	1	0	0	2	0	0	0	4	16	0	0	0	.208 .100
	NY Yankees vs. HOU (CS)	.250	7	24	5	6	2	0	3	7	0	0	0	4	11	0	1	0	.357 .708
2018	NY Yankees vs. OAK (WC)	.667	1	3	2	2	1	0	1	2	0	0	0	1	1	0	0	0	.750 .2000
	NY Yankees vs. BOS (DS)	.375	4	16	4	6	0	0	2	2	0	0	0	2	2	0	0	0	.444 .750
	2019 NY Yankees vs. MIN (DS)	.333	3	9	3	3	0	0	0	0	0	0	0	4	1	0	0	0	.538 .333
2020	NY Yankees vs. HOU (CS)	.240	6	25	3	6	0	0	1	2	0	0	0	3	10	2	0	0	.321 .360
	2020 NY Yankees vs. CLE (WC)	.111	2	9	1	1	0	0	1	2	0	0	0	2	4	0	0	0	.273 .444
	NY Yankees vs. TB (DS)	.143	5	21	2	3	0	0	2	3	0	1	0	2	6	0	0	0	.208 .429
2021	2021 NY Yankees vs. BOS (WC)	.250	1	4	0	1	0	0	0	0	0	0	0	0	0	0	0	0	.250 .250
	2022 NY Yankees vs. CLE (DS)	.200	5	20	4	4	0	0	2	3	0	0	0	1	11	1	0	0	.238 .500
	NY Yankees vs. HOU (CS)	.063	4	16	1	1	0	0	0	0	0	0	0	1	4	0	0	0	.118 .063
2024	2024 NY Yankees vs. KC (DS)	.154	4	13	2	2	1	0	0	0	0	0	0	5	5	1	0	0	.389 .231
	NY Yankees vs. CLE (CS)	.167	5	18	4	3	0	0	2	6	0	2	1	2	8	0	0	0	.261 .500
	NY Yankees vs. LAD (WS)	.222	5	18	2	4	1	0	1	3	0	0	1	4	7	1	0	1	.391 .444
Wild Card Totals		.300	5	20	6	6	1	0	3	6	0	0	0	4	5	0	0	0	.417 .800
LDS Totals		.192	26	99	16	19	2	0	6	10	0	1	0	18	41	2	0	0	.314 .394
LCS Totals		.193	22	83	13	16	2	0	6	15	0	2	1	10	33	2	1	0	.281 .434
World Series Totals		.222	5	18	2	4	1	0	1	3	0	0	1	4	7	1	0	1	.391 .444
POSTSEASON TOTALS		.205	58	220	37	45	6	0	16	34	0	3	2	36	86	5	1	1	.318 .450

Judge's All-Star Game Record																			
Year	Club, Site	AVG	G	AB	R	H	2B	3B	HR	RBI	SH	SF	HP	BB	SO	SB	CS	E	OBP SLG
2017	NY Yankees, Miami	.000	1	3	0	0	0	0	0	0	0	0	0	0	1	0	0	0	.000 .000
2018	NY Yankees, Washington	.500	1	2	1	1	0	0	1	1	0	0	0	1	0	0	0	0	.667 .2000
2021	NY Yankees, Denver	.000	1	2	1	0	0	0	0	0	0	0	0	1	0	0	0	0	.333 .000
2022	NY Yankees, Los Angeles-NL	.000	1	2	0	0	0	0	0	0	0	0	0	0	2	0	0	0	.000 .000
2023	NY Yankees, Seattle	Selected - Did Not Play (Injured)																	
2024	NY Yankees, Texas	.000	1	2	0	0	0	0	0	0	0	0	0	0	0	0	0	0	.000 .000
All-Star Game Totals		.091	5	11	2	1	0	0	1	1	0	0	0	2	3	0	0	0	.231 .364

Judge's Career Fielding Record																			
Position	PCT	G	PO	A	E	TC	DP												
Outfield	.992	814	1,623	46	13	1,682	10												

Judge's Career Home Run Chart

MULTI-HOMER GAMES: 39. **TWO-HOMER GAMES:** 37, last on 8/25/24 vs. COL. **THREE-HOMER GAMES:** 2, last on 9/22/23 vs. ARI. **GRAND SLAMS:** 8, last on 9/13/24 vs. BOS (Cam Booser). **PINCH-HIT HR:** None. **INSIDE-THE-PARK HR:** None. **WALK-OFF HR:** 3, last on 7/28/22 vs. KC (Scott Barlow). **LEADOFF HR:** 4, last on 10/4/22-G2 at TEX (Jesús Tinoco).

Judge's Career Bests and Streaks

HITS: 4 - 10 times (last on 7/27/24 at BOS). **RUNS:** 4 - 3 times (last on 9/12/19-G1 at DET). **2B:** 3, 5/15/24 at MIN. **3B:** 1 - 5 times (last on 6/5/24 vs. MIN). **HR:** 3 - 2 times (last on 9/22/23 vs. ARI). **RBI:** 6 - 4 times (last on 9/22/23 vs. ARI). **BB:** 4 - 4 times (last on 7/23/24 vs. NYM). **SO:** 5 - 3 times (last on 9/28/24 vs. PIT). **SB:** 2 - 2 times (last on 6/2/24 at SF). **HIT STREAK:** 14g, 9/17/17-3/29/18. **"WALK-OFF"** **HITS:** 5, last on 7/28/22 vs. KC (HR).

Player of the Month: 9 times (last: August'24) **Player of the Week:** 12 times (last: 8/19-25/24) **Rookie of the Month:** 4 times (last: Sept.'17)



MARK LEITER JR. • RHP

56

HT: 6-0 • **WT:** 210 • **BATS:** R • **THROWS:** R
BIRTHDATE: 3/13/91 • **OPENING DAY AGE:** 34
BIRTHPLACE: Fort Lauderdale, Fla.
RESIDES: Manahawkin, N.J.
COLLEGE: New Jersey Institute of Technology
M.L. SERVICE: 4 years, 31 days



STATUS

- Acquired by the Yankees from the Chicago Cubs in exchange for INF Ben Cowles and RHP Jack Neely on July 30, 2024.

CAREER NOTES

- Has made two Opening Day rosters (2023-24 with Chicago-NL).

2024

- In 60 combined relief appearances with Chicago-NL and the Yankees, went 4-5 with a 4.50 ERA (58.0IP, 55H, 34R/29ER, 22BB, 86K, 8HR)...opponents batted .238/.313/.390 (55-for-231, 8HR); LH .240/.310/.364 (31-for-129, 3HR); RH .235/.316/.422 (24-for-102, 5HR).
- Among Major League relievers, ranked eighth in K/9.0IP (13.34).
- Recorded multiple strikeouts in 25 of his appearances, including 3K in 14 of those games.
- Made 21 relief appearances with the Yankees, going 2-1 with a 4.98 ERA (21.2IP, 28H, 14R/12ER, 9BB, 33K, 6HR).
- Began the season with the Chicago Cubs, going 2-4 with a 4.21 ERA (36.1IP, 27H, 20R/17ER, 13BB, 53K, 2HR) in 39 relief appearances.
- Earned his first win of the season on 4/29 at the Mets with Chicago-NL (0.2IP).
- Was placed on the 15-day injured list on 6/23 with a right forearm strain...missed 14 team games...was reinstated on 7/9.
- Recorded a season-high 8.2 scoreless inning streak from 7/9-30...over his final seven appearances with the Cubs from 7/9-28, retired all 23 batters faced (7.2IP, 14K, 1WP).
- Went 1-0 with a 0.66 ERA (13.2IP, 9H, 1ER, 1BB, 22K, 0HR) in 13 relief outings from 7/9-8/10(G2)...opposing batters hit just .176 (9-for-51) over that stretch.
- Was acquired by the Yankees from the Chicago Cubs in exchange for INF Ben Cowles and RHP Jack Neely on 7/30.
- At the time of his trade to the Yankees (7/30), had posted a 13.13K/9.0IP ratio, the fifth-highest K/9.0IP ratio among National League relievers and 10th-highest among Major League relievers...his 34.9% strikeout rate (53K/152BF) also ranked fifth among NL relievers...his 14.3 inherited runners scored percentage (3-of-21) was the best in the National League and the third-lowest in the Majors in that span (3/28-7/29).
- Made his Yankees debut on 7/30 at Philadelphia, tossing a scoreless 10th inning (1H, 1BB)...with his father pitching for the Yankees in 1990, the Leiters became the third father/son duo in Yankees history to both play for the club, joining Ron Davis and Ike Davis, and Yogi Berra and Dale Berra.
- Earned his first win as a Yankee on 8/4 vs. Toronto after tossing 1.1 scoreless innings in relief (3K, 1HP).
- Was placed on the paternity list on 9/26 and was reinstated on 9/29 (missed three games).
- Pitched in the postseason for the first time in his career, going 1-0 with a 1.69 ERA (5.1IP, 1ER) and 5K in six relief appearances...was not on the Yankees' ALDS roster...was added to the Yankees' ALCS roster prior to Game 4 at Cleveland as an injury replacement for Ian Hamilton...made his postseason debut that night and earned the win (1.2IP, 2H, 1R/ER, 1BB/1BB, 2K)...entered the game with two men on in the seventh inning and stranded both inherited runners...pitched in four of the Yankees' five World Series games, tossing 3.0 scoreless innings...did not let any of his five inherited runners score during the series...stranded three inherited runners in the third inning of Game 3 of the World Series vs. Los Angeles-NL (0.2IP, 1H, 1BB).

2023

- Made a career-high 69 appearances with the Cubs, going 1-3 with four saves and a 3.50 ERA (64.1IP, 48H, 27R/25ER, 24BB, 77K, 7HR)...made his first career Opening Day roster...opponents batted .206/.299/.365 (48-for-233, 7HR); LH .185/.265/.302 (30-for-162, 3HR); RH .254/.368/.507 (18-for-71, 4HR).
- Posted a 10.77 K/9.0IP ratio (77K/64.1IP).
- Did not allow an earned run in 55 of his 69 appearances.
- Recorded a career-high four saves: 5/5 vs. Miami (1.0IP, 1H, 1K, 1HP), 5/24 vs. the Mets (1.0IP, 1K), 6/2 at San Diego (1.0IP, 3K) and 8/21 at Detroit (1.0IP, 2H, 1R/ER, 1K).
- Did not allow an ER in 16 of his first 17 appearances from 4/1-5/12, going 1-0 with one save and a 1.06 ERA (17.0IP, 2ER) and 25K during that span.
- Went 1-1 with three saves and a 2.41 ERA (33.2IP, 9ER) in his first 33 games of the year from 4/1-6/29 before going 0-2 with one save and a 4.70 ERA (30.2IP, 16ER) in his final 36 games of the season (7/3-9/29).
- During the month of June, posted a 1.64 ERA (11.0IP, 2ER) and 15K in 10 relief appearances...held opponents to a .128 opponents' BA (5-for-39) during that span.



- Was designated for assignment on 1/12 and outrighted on 1/19...in lieu of an outright assignment, elected free agency on 1/22...signed a minor league contract with the Cubs on 1/30.

2022

- In 35 games (four starts) with the Cubs, went 2-7 with three saves and a 3.99 ERA (67.2IP, 52H, 32R/30ER, 25BB, 73K, 10HR) over five stints with the club (4/16-29, 5/11-18, 5/29-6/3, 6/21-7/15 and 7/30-10/5)...opponents batted .210/.298/.375 (52-for-248, 10HR); LH .176/.243/.328 (23-for-131, 5HR); RH .248/.355/.427 (29-for-117, 5HR).
- As a reliever, went 2-5 with three saves, a 2.87 ERA (53.1IP, 17ER) and 62K in 31 games...as a starter, went 0-2 with an 8.16 ERA (14.1IP, 13ER).
- Recorded at least four outs in 16 of his relief appearances...tossed at least 2.0 innings in 14 of his relief appearances, the sixth-most appearances by an NL reliever.
- As a reliever, posted a 10.46 K/9.0IP (62K/53.1IP) ratio...recorded multiple strikeouts in 17 of his appearances.
- Held opponents to a .203/.290/.271 (12-for-59) slash line with RISP.
- Made his Cubs debut on 4/16 at Colorado and took the loss (3.1IP, 5H, 7R/ER, 4BB, 4K, 1HR).
- Earned his first win as a Cub on 6/1 vs. Milwaukee (1.0IP, 1K), his first win since 9/9/17 at Washington with Philadelphia.
- After recording a 5.35 ERA (38.2IP, 23ER) over his first 14 games from 4/16-7/14, posted a 2.17 ERA (29.0IP, 7ER) and 32K in his final 21 games (7/30-10/5).
- Tossed 5.1 innings of relief on 7/2 vs. Boston, the longest relief appearance by a Cub since Alec Mills (6.0IP on 8/14/19 at Philadelphia).
- Earned his first Major League save on 8/16 at Washington (1.0IP, 2K).
- Recorded his second career save on 9/14 at the Mets (1.0IP, 1HP).
- Recorded his first multi-inning save on 9/22 at Pittsburgh (2.1IP, 2BB, 4K, 1HP).
- Also made six starts with Triple-A Iowa, going 0-3 with a 5.32 ERA (22.0IP, 21H, 13R/ER, 6BB, 32K, 4HR).

2021

- Signed a minor league contract with the Detroit Tigers on 3/18.
- Combined to go 10-8 with a 3.77 ERA (114.2IP, 92H, 53R/48ER, 31BB, 145K, 14HR) in 25 games (19 starts) with Double-A Erie and Triple-A Toledo...led Tigers minor leaguers in strikeouts, ranked second in wins, opponents' BA (.216) and WHIP (1.07), third in innings pitched, fourth in ERA and winning pct. (.556) and tied for eighth in starts.
- Began the season with Double-A Erie, going 2-4 with a 5.26 ERA (25.2IP, 25H, 15R/ER, 8BB, 35K, 4HR) in eight games (four starts).
- Was transferred to Triple-A Toledo on 6/15 and went 8-4 with a 3.34 ERA (89.0IP, 67H, 38R/33ER, 23BB, 110K, 10HR) in 17 games (15 starts)...was tied for eighth in strikeouts in the International League...was named the International League "Pitcher of the Month" for July.
- Signed a minor league contract with the Cubs on 12/13.

2020

- Did not pitch due to the COVID-19 Pandemic.
- Signed a minor league contract with Arizona on 2/7 and was released on 5/22.

2019

- Missed the entire season recovering from "Tommy John" surgery.

2018

- Combined to make 20 relief appearances with Philadelphia and Toronto to go 0-1 with a 7.71 ERA (23.1IP, 35H, 28R/20ER, 12BB, 22K, 7HR)...opponents batted .327/.398/.589 (35-for-107, 7HR); LH .275/.367/.490 (14-for-51, 3HR); RH .375/.429/.679 (21-for-56, 4HR).
- Began the season on disabled list...was placed on the 10-day disabled list on 3/29 (retro. to 3/26) with a right forearm strain...missed the first 39 team games...made three scoreless rehab appearances with Single-A Clearwater (5.0IP, 1H, 1BB, 9K)...was reinstated on 5/15 and optioned to Triple-A Lehigh Valley on 5/16.
- Made 12 relief appearances with the Phillies over four stints with the club (3/26-5/15, 5/31-6/16, 6/30-7/22 and 8/16), going 0-1 with a 5.40 ERA (16.2IP, 22H, 17R/10ER, 8BB, 13K, 5HR).
- Spent the majority of the season with Triple-A Lehigh Valley, going 3-1 with a 3.81 ERA (28.1IP, 28H, 15R/12ER, 13BB, 30K, 3HR) in 20 relief appearances.
- Was designated for assignment on 8/28...was claimed off waivers by Toronto on 9/1.
- Made eight relief appearances for Toronto, posting a 13.50 ERA (6.2IP, 13H, 11R/10ER, 4BB, 9K, 2HR).
- Made his Blue Jays debut on 9/3 vs. Tampa Bay and tossed a scoreless ninth inning...struck out the first batter he faced (Mallex Smith) as he retired all three hitters.
- Was designated for assignment on 11/26 and was outrighted on 11/30.

2017

- Saw his first Major League action with the Phillies, going 3-6 with a 4.96 ERA (90.2IP, 90H, 59R/50ER, 31BB, 84K, 18HR) in 27 games (11 starts) over three stints (4/18-6/3, 6/23-7/17 and 7/30-10/1)...opponents batted .254/.325/.460 (90-for-354, 18HR); LH .257/.313/.503 (43-for-167, 10HR); RH .251/.335/.422 (47-for-187, 8HR).
- His 84K were the 10th-most among National League rookies.



- Was signed to a Major League contract and selected to the active roster on 4/18.
- Made his Major League debut on 4/28 at Los Angeles-NL and tossed a scoreless seventh inning of relief... with his father also playing for the Phillies from 1997-98, became the second father-son duo ever to play for the Phillies... joined Ruben Amaro Sr. (1960-64) and Ruben Amaro Jr. (1992-93, 96-98).
- Held opponents to a .113 BA (6-for-53) over his first 10 games (4/28-5/29).
- Stuck out Jason Heyward swinging in the fifth inning on 5/2 at Chicago-NL to record his first career Major League strikeout.
- Made his first Major League start on 6/23 at Arizona and earned his first Major League win after tossing 6.0 scoreless innings (3H, 1BB, 5K).
- Recorded a career-high 9K twice: 8/5 at Colorado and 9/15 vs. Oakland.
- With his 9K on 8/5 at Colorado and 7K on 8/10 vs. the Mets, became the first reliever in franchise history to record at least 7K in back-to-back appearances... his 9K on 8/5 were the most by a Phillies relief pitcher since Lowell Palmer recorded 10K on 5/3/70-G2 at San Francisco.
- His 5.0 innings of relief on 8/10 vs. the Mets marked the longest relief appearance by a Phillie since Tyler Cloyd's 5.0 innings of relief on 8/24/13 vs. Arizona.
- Tossed a career-high 7.0 innings in his start on 8/23 vs. Miami (1H, 2BB, 5K).
- Recorded a career-high-tying 9K in his start on 9/15 vs. Oakland... including his 9K in his relief outing on 8/5 at Colorado, became the first Phillies pitcher with 9K in both a start and relief appearance in a season since Gene Conley did so in 1959
- Also made seven appearances (five starts) with Triple-A Lehigh Valley, going 2-1 with a 4.20 ERA (30.0IP, 27H, 15R/14ER, 6BB, 38K, 5HR).

2016

- Began the season on the disabled list recovering from right rotator cuff surgery.
- Made 23 appearances (17 starts) with Double-A Reading, going 6-3 with a 3.39 ERA (103.2IP, 91H, 45R/39ER, 30BB, 94K, 9HR).

2015

- Combined to make 27 appearances (21 starts) with Single-A Clearwater and Double-A Reading to go 8-7 with two complete games, one save and a 3.09 ERA (142.2IP, 135H, 54R/49ER, 34BB, 121K, 7HR)... led Phillies minor leaguers in strikeouts, tied for first in complete games, ranked fourth in innings pitched, eighth in ERA and 10th in opponents' BA (.251) and WHIP (1.18).
- Began the season with Single-A Clearwater, going 6-1 with one complete game, one save and a 2.26 ERA (95.2IP, 79H, 28R/24ER, 23BB, 83K, 4HR) in 19 games (13 starts)... was named a FSL Mid-Season All-Star.
- Was promoted to Double-A Reading on 6/15 and went 2-6 with a 4.79 ERA (47.0IP, 56H, 26R/25ER, 11BB, 38K, 3HR) in eight starts.

2014

- Made 27 combined starts between Single-A Lakewood and Single-A Clearwater, going 9-12 with one shutout and a 4.35 ERA (149.0IP, 160H, 82R/72ER, 37BB, 141K, 10HR)... led Phillies minor leaguers in strikeouts, tied for first in starts and shutouts, tied for second in wins, ranked third in innings pitched and 10th in WHIP (1.32).
- Started the season with Single-A Lakewood, going 5-7 with a 4.38 ERA (84.1IP, 91H, 48R/41ER, 22BB, 85K, 5HR) in 16 starts... was promoted to Single-A Clearwater on 6/25 and went 4-5 with a 4.31 ERA (64.2IP, 69H, 34R/31ER, 15BB, 56K, 5HR) in 11 starts... was named the FSL "Pitcher of the Week" for 7/14-20.

2013

- In his professional debut, combined to go 4-0 with a 1.20 ERA (45.0IP, 34H, 7R/6ER, 13BB, 50K, 1HR) in 16 games (four starts) with the GCL Phillies, Single-A Clearwater and Single-A Lakewood.
- Began the season with the GCL Phillies, going 1-0 with a 1.57 ERA (23.0IP, 17H, 4R/ER, 7BB, 26K, 0HR) in 11 relief appearances... also made two appearances (one start) with Single-A Clearwater, going 1-0 with a 3.00 ERA (6.0IP, 6H, 3R/2ER, 1BB, 4K, 1HR)... also went 2-0 over three scoreless starts with Single-A Lakewood (16.0IP, 11H, 5BB, 20K).

PERSONAL

- Full name is Mark Edward Leiter Jr.
- His father, Mark, pitched 11 MLB seasons with the Yankees (1990), Detroit (1991-93), California (1994), San Francisco (1995-96), Montreal (1996), Philadelphia (1997-98), Seattle (1999) and Milwaukee (2001)... his uncle, Al, played 19 years in the Majors (1987-2005), was a two-time All-Star (1996 with Florida, 2000 with the Mets) and a two-time World Series Champion (1993 with Toronto, 1997 with Florida)... his cousin, Jack, currently pitches for the Texas Rangers and was selected second overall in the 2021 MLB First-Year Player Draft.
- Graduated in 2013 from New Jersey Institute of Technology... was the second player to be drafted from NJIT (Ed Carlton, CIN, 2015) and the first to make the Majors... struck out 20 batters in a game with NJIT on May 3, 2013, which, at the time, was a school record and the highest single-game total that season in all of Division I.
- Graduated from Toms River High School North (N.J.).



Leiter Jr.'s Career Pitching Record

Year	Club	W	L	ERA	G	GS	CG	SHO	SV	IP	H	R	ER	HR	HP	BB	SO	WP	BK
2013	GCL Phillies	1	0	1.57	11	0	0	0	0	23.0	17	4	4	0	1	7	26	3	0
	Clearwater	1	0	3.00	2	1	0	0	0	6.0	6	3	2	1	0	1	4	0	0
	Lakewood	2	0	0.00	3	3	0	0	0	16.0	11	0	0	0	0	5	20	0	0
2014	Lakewood	5	7	4.38	16	16	0	0	0	84.1	91	48	41	5	5	22	85	4	0
	Clearwater	4	5	4.31	11	11	1	1	0	64.2	69	34	31	5	4	15	56	3	0
2015	Clearwater	6	1	2.26	19	13	1	0	1	95.2	79	28	24	4	6	23	83	5	0
	Reading	2	6	4.79	8	8	1	0	0	47.0	56	26	25	3	3	11	38	0	0
2016	Reading	6	3	3.39	23	17	0	0	1	103.2	91	45	39	9	6	30	94	7	0
2017	Lehigh Valley	2	1	4.20	7	5	0	0	0	30.0	27	15	14	5	1	6	38	2	0
	PHILADELPHIA	3	6	4.96	27	11	0	0	0	90.2	90	59	50	18	7	31	84	3	0
2018	Clearwater	0	0	0.00	3	0	0	0	0	5.0	1	0	0	0	0	1	9	0	0
	Lehigh Valley	3	1	3.81	20	0	0	0	0	28.1	28	15	12	3	2	13	30	3	0
	PHILADELPHIA - a	0	1	5.40	12	0	0	0	0	16.2	22	17	10	5	1	8	13	0	0
	TORONTO - b	0	0	13.50	8	0	0	0	0	6.2	13	11	10	2	1	4	9	2	0
2019	Did Not Pitch - Injured																		
2020	Did Not Pitch - COVID-19 Pandemic																		
2021	Erie	2	4	5.26	8	4	0	0	0	25.2	25	15	15	4	2	8	35	2	0
	Toledo	8	4	3.34	17	15	0	0	0	89.0	67	38	33	10	8	23	110	5	0
2022	Iowa	0	3	5.32	6	6	0	0	0	22.0	21	13	13	4	1	6	32	1	0
	CHICAGO-NL	2	7	3.99	35	4	0	0	3	67.2	52	32	30	10	7	25	73	5	0
2023	CHICAGO-NL	1	3	3.50	69	0	0	0	4	64.1	48	27	25	7	8	24	77	2	1
2024	CHICAGO-NL - c	2	4	4.21	39	0	0	0	0	36.1	27	20	17	2	1	13	53	2	0
	YANKEES - d	2	1	4.98	21	0	0	0	0	21.2	28	14	12	6	2	9	33	3	0
Minor League Totals		42	35	3.56	154	99	3	1	2	640.1	589	284	253	53	39	171	660	35	0
AL Totals		2	1	6.99	29	0	0	0	0	28.1	41	25	22	8	3	13	42	5	0
NL Totals		8	21	4.31	182	15	0	0	7	275.2	239	155	132	42	24	101	300	12	1
Major League Totals		10	22	4.56	211	15	0	0	7	304.0	280	180	154	50	27	114	342	17	1

Selected by the Philadelphia Phillies in the 22nd round of the 2013 First-Year Player Draft.

a - Placed on the 10-day disabled list from March 29 (retroactive to March 26) - May 15, 2018 with a right forearm strain.

b - Claimed off waivers by the Toronto Blue Jays from the Philadelphia Phillies on September 1, 2018.

c - Placed on the 15-day injured list from June 23 - July 9, 2024 with a right forearm strain.

d - Acquired by the Yankees from the Chicago Cubs in exchange for INF Ben Cowles and RHP Jack Neely on July 30, 2024.

Leiter Jr.'s Postseason Record

Year	Club vs. Opp.	W	L	ERA	G	GS	CG	SHO	SV	IP	H	R	ER	HR	HP	BB	SO	WP	BK
2024	NY Yankees vs. CLE (CS)	1	0	3.86	2	0	0	0	0	2.1	2	1	1	0	0	3	2	0	0
	NY Yankees vs. LAD (WS)	0	0	0.00	4	0	0	0	0	3.0	1	0	0	0	0	2	3	0	0
LCS Totals		1	0	3.86	2	0	0	0	0	2.1	2	1	1	0	0	3	2	0	0
World Series Totals		0	0	0.00	4	0	0	0	0	3.0	1	0	0	0	0	2	3	0	0
POSTSEASON TOTALS		1	0	1.69	6	0	0	0	0	5.1	3	1	1	0	0	5	5	0	0

Leiter Jr.'s Career Fielding Record

Position	PCT	G	PO	A	E	TC	DP
Pitcher	.979	211	20	26	1	47	2

Leiter Jr.'s Regular Season Batting Record

Year	Team	AVG	G	AB	R	H	2B	3B	HR	RBI	SH	SF	HP	BB	SO	SB	CS
2024	CHC/NYY	Did Not Bat															
Major League Totals		.071	211	28	0	2	0	0	0	0	1	0	0	0	14	0	0

Leiter Jr.'s Career Bests and Streaks

COMPLETE GAMES: None. **LOW-HIT COMPLETE GAME:** None. **IP (START):** 7.0, 8/23/17 vs. MIA. **IP (RELIEF):** 5.1, 7/2/22 vs. BOS. **HITS:** 9 - 3 times (last on 9/4/17 at NYM). **RUNS:** 9, 9/4/17 at NYM. **EARNED RUNS:** 8, 9/4/17 at NYM. **WALKS:** 4, 4/16/22 at COL. **STRIKEOUTS:** 9 - 2 times (last on 9/15/17 vs. OAK). **HOME RUNS:** 3 - 2 times (last on 7/7/22 at LAD). **WINNING STREAK:** 1G - 10 times (last on 9/13/24 vs. BOS). **LOSING STREAK:** 5G, 7/7-9/8/22. **SCORELESS STREAK (IP):** 9.2, 6/9-7/3/23.

Pitcher of the Month: None

Player of the Week: None

Rookie of the Month: None

ALL IN THE FAMILY

There have been eight sets of brothers to each play for the Yankees...Homer (1912) and Tommy (1912) Thompson; Bobby (1957-60) and Billy (1960) Shantz; Felipe (1971-73) and Matty (1973) Alou; Phil (1984-85) and Joe (1985-87) Niekro; Al (1987-89, 2005) and Mark (1990) Leiter; Pascual (1990-91) and Mélido (1992-95) Pérez; Marcus (1989) and Matt (2005) Lawton; and Donzell (2001) and Darnell (2012) McDonald.

The Yankees have had three father/son duos in Yankees history to both play for the club, joining Mark Leiter and Mark Leiter Jr., Ron Davis and Ike Davis, and Yogi Berra and Dale Berra. The Bellingers are expected to become the fourth pair in 2025.



DJ LeMAHIEU • INF

26

HT: 6-4 • **WT:** 220 • **BATS:** R • **THROWS:** R
BIRTHDATE: 7/13/88 • **OPENING DAY AGE:** 36
BIRTHPLACE: Visalia, Calif.
RESIDES: Birmingham, Mich.
COLLEGE: Louisiana State University
M.L. SERVICE: 12 years, 128 days



STATUS

- ▶ Signed by the Yankees to a six-year contract extending through the 2026 season on January 27, 2021.

CAREER NOTES

- ▶ Won the NL batting title in 2016 (.348 w/ Colorado) and the AL batting title in 2020 (.364 w/ the Yankees)...according to the *Elias Sports Bureau*, is just one of three players in Major League history to win a batting title in both leagues (also Luis Arraez and Ed Delahanty).
- ▶ Is one of two active players who have won a batting title (2016, '20) and earned multiple Gold Glove awards (2014, '17, '18 and '22), joining Mookie Betts.
- ▶ In 2020, became the fourth player in franchise history to lead the Majors in batting average, joining Mickey Mantle (.353 BA in 1956), Joe DiMaggio (.381 in 1939) and Lou Gehrig (.363 BA in 1934)...became the ninth player (10th time) in franchise history to win the AL batting title...joined Bernie Williams (1998), Paul O'Neill (1994), Don Mattingly (1984), Mickey Mantle (1956), Snuffy Stirnweiss (1945), Joe DiMaggio (1939-40), Lou Gehrig (1934) and Babe Ruth (1924).
- ▶ As the Major League batting leader in 2020, joined Luke Voit (22HR) as the first duo in franchise history to lead the Majors in batting average and home runs...marked the third time the Yankees had both the Majors' home run and batting average leader, but the prior two were by the same player (Lou Gehrig in his 1934 Triple Crown season, .363 BA, 49HR and Mickey Mantle in his 1956 Triple Crown season, .353 BA, 52HR)...the Yankees also had the AL's home run and batting average leader in 1924 (Babe Ruth, .378 BA, 46HR)...the pair became the fifth set of teammates to lead the Majors in batting average and home runs and first to do so since Hank Aaron (.355 BA) and Eddie Mathews (46HR) for the 1959 Braves.
- ▶ In his Major League career, has appeared in games defensively at 2B (1,137G), 3B (295G), 1B (239G) and SS (4G)...his .991 career fielding pct. at second base leads all active players (min. 500G)...over his final five seasons with Colorado (2014-18), led NL second basemen (12th among all Major League defenders) with 48 defensive runs saved.
- ▶ Among 221 hitters with at least 2,500 plate appearances over the last 10 seasons (2015-24), is tied for the fifth-lowest swing-and-miss rate (5.4%) and the ninth-highest contact rate (87.1%)—FanGraphs.
- ▶ His 357 multi-hit games from 2015-22 were the fourth-most in the Majors over that span, trailing only Jose Altuve (374), José Abreu (361) and Nolan Arenado (359).
- ▶ Has 17 career leadoff HR, including 15 as a Yankee (six in 2019, Major League-leading five in 2020, one in 2021, one in 2022 and two in 2023)...his 15 leadoff home runs are tied with Brett Gardner (15HR) and Chuck Knoblauch (15HR) for the fifth-most in franchise history, trailing Derek Jeter (29HR), Rickey Henderson (24HR), Alfonso Soriano (21HR) and Hank Bauer (18HR).
- ▶ Was the fourth Yankee in franchise history to have at least five leadoff home runs in back-to-back seasons (2019-20)...joined Rickey Henderson (three straight from 1985-87), Chuck Knoblauch (1998-99) and Alfonso Soriano (2002-03).
- ▶ Since joining the Yankees in 2019, the team has gone 53-17 when he homers.
- ▶ Has hit .291/.368/.428 (197-for-678) with 28 doubles, 1 triple, 21HR and 85BB vs. LHP since 2019.
- ▶ As a Yankee (since 2019), has hit .382/.403/.600 (21-for-55) with 6 doubles, 2HR, 55RBI and 4BB with the bases loaded.
- ▶ Recorded a 23-game hitting streak vs. the Rays from 5/18/19-4/11/21...batted .310/.355/.530 (31-for-100) with 17R, 4 doubles, 6HR, 15RBI and 7BB in that span...marked the longest hitting streak ever by a Yankee vs. the Rays (previous: Derek Jeter's 20-game streak from 4/7/04-5/3/05)...was tied with Manny Ramirez (23 games from 7/23/02-G1-9/15/03) and Luis Castillo (23 games from 6/4/99-6/21/03) for the second-longest hitting streak by any player vs. Tampa Bay behind only Iván Rodríguez (27 games from 6/2/98-6/23/00).
- ▶ As a Yankee (since 2019), has hit .290 (131-for-451) with 72R, 19 doubles, 4 triples, 14HR, 46RBI, 61BB, 4SB, 3HP and 55F in 124 Interleague games...reached base in 21 straight Interleague starts from 5/7/21-7/14/22.
- ▶ Has made 10 career Opening Day rosters (2014-18 w/ Colorado and 2019-23 w/ the Yankees)...started at 2B in all five of his Opening Day games with the Rockies.

CAREER HIGHLIGHTS

AL All-Star Team

- ▶ 2019

NL All-Star Team

- ▶ 2015, 2017

AL Batting Title

- ▶ 2020

NL Batting Title

- ▶ 2016

AL Silver Slugger Award

- ▶ 2019, 2020

NL Gold Glove Award

- ▶ 2014 (2B), 2017 (2B), 2018 (2B)

AL Gold Glove Award

- ▶ 2022 (Utility)

All-MLB First Team

- ▶ 2019, 2020

Wilson Defensive Player of the Year

- ▶ 2013, 2017, 2018



2024

- ▶ In 67 games with the Yankees, hit .204 (41-for-201) with 19R, 5 doubles, 2HR, 26RBI, 19BB and 6SF...missed 77 games due to two injured list stints...appeared defensively at first base (38G/21GS) and third base (36G/34GS).
- ▶ Missed the first 55 games of the season on the injured list with a right foot contusion...fouled a ball off his right foot in a spring training game on 3/16...was placed on the 10-day injured list on 3/28 (retro. to 3/25) and was transferred to the 60-day injured list on 5/25...commenced his first rehab assignment with Double-A Somerset on 4/23, but was returned on 4/24 (0-for-1)...commenced a second rehab assignment on 5/17...in six combined rehab games with Somerset, High-A Hudson Valley and Triple-A Scranton/Wilkes-Barre during his second rehab assignment, hit .267 (4-for-15) with 4R, 1 double, 2RBI and 5BB...was returned from rehab and reinstated from the 60-day injured list on 5/28.
- ▶ Made his season debut on 5/28 at Los Angeles-AL.
- ▶ From 5/29-8/18, hit .298 (14-for-47) with 3 doubles, 1HR, 23RBI, 2BB, 1HP and 4SF with RISP.
- ▶ Recorded his first XBH of the season with an RBI double in the eighth inning on 6/28 at Toronto...snapped a 23-game streak without an XBH (10/1/23-6/26/24), the second-longest streak of his career (27G from 8/8/22-3/30/23).
- ▶ Reached base in 16 of his final 19 starts from 7/22-9/3, batting .271 (19-for-70) with 8R, 2 doubles, 2HR, 14RBI, 4BB and 4SF over that span.
- ▶ Hit his first HR of the season with a solo shot in the fifth inning on 7/22 vs. Tampa Bay...marked his first HR since 9/5/23 vs. Detroit, snapping a 57-game homerless streak (9/6/23-7/20/24)...was the second-longest homerless streak of his career, trailing only an 81-game stretch with Colorado from 8/13/13-5/27/14.
- ▶ Recorded a career-high 6RBI on 7/31 at Philadelphia, hitting his third career grand slam in the second inning and a two-run double in the sixth inning (also had grand slams on 5/21/22 vs. Chicago-AL and 8/27/18 at Los Angeles-AL with Colorado)...became just the third player in franchise history to record at least 6RBI and drive in all of the team's runs, joining Yogi Berra (6RBI in the Yankees' 6-1 win on 8/2/58 at Chicago-AL) and Joe DiMaggio's 6RBI in the Yankees' 6-5 win on 5/23/48-G1 at Cleveland).
- ▶ Recorded his fifth career "walk-off" hit with a "walk-off" single in the 10th inning on 8/4 vs. Toronto...also recorded a game-tying sac fly in the sixth inning...marked his first "walk-off" hit since his "walk-off" single on 4/22/23 vs. Toronto.
- ▶ Hit a go-ahead RBI single in the 10th inning on 8/18 at Detroit in the MLB Little League Classic...marked his 300th RBI as a Yankee...marked his ninth career hit (and second of the season) that either tied the game (one) or gave his team the lead (eight) in the 10th inning-or-later (also recorded a "walk-off" RBI single in the 10th inning on 8/4 vs. Toronto).
- ▶ Was scratched from the starting lineup on 8/23 vs. Colorado due to precautionary reasons after suffering a facial contusion during BP.
- ▶ Was placed on the 10-day injured list on 9/9 (retro. to 9/6) with a right hip impingement...missed the final 22 games of the season...was not on the Yankees' postseason rosters.

2023

- ▶ In 136 games with the Yankees, batted .243 (121-for-497) with 55R, 22 doubles, 3 triples, 15HR, 44RBI, 60BB and 25B...appeared defensively at 1B (56G/50GS), 2B (9G/GS) and 3B (69G/67GS).
- ▶ His 15HR matched his second-highest total in a single season (26HR in 2019 and 15HR in 2018)...seven of his 15HR either tied the game (two) or gave the Yankees the lead (five).
- ▶ After the All-Star break, hit .273/.377/.432 (60-for-220) in 60 games...prior to the break, had batted .220/.285/.357 (61-for-277) in 76 games.
- ▶ His .372 OBP over his final 65 games from 7/4-10/1 was the 10th-highest in the AL in that span.
- ▶ Walked 43 times in his final 72 games from 6/27-10/1 after walking just 17 times in his first 64 games of the season from 3/30-6/25...recorded 34BB in his final 52 games (7/23-10/1).
- ▶ Reached base in 106 of his 130 starts.
- ▶ From 3/30-5/6, hit .417/.464/.542 (10-for-24) with 3 doubles, 1RBI, 3BB and 1SF with RISP.
- ▶ Recorded his 250th career double on 4/5 vs. Philadelphia.
- ▶ Hit a pinch-hit "walk-off" single on 4/22 vs. Toronto...marked his fourth career "walk-off" hit...was the first Yankee to record a "walk-off" pinch hit since Jose Trevino's pinch-hit "walk-off" single on 6/10/22 vs. Chicago-NL.
- ▶ Recorded his 1,600th career hit on 5/1 vs. Cleveland with an RBI single in the third inning.
- ▶ Homered in consecutive games for the 10th time in his career from 5/8-10 (first since 7/30-31/22).
- ▶ Recorded his 600th career RBI on 5/23 vs. Baltimore with an RBI single in the fifth inning.
- ▶ Reached base in 64 of his final 74 games from 6/23-10/1.
- ▶ Played at Coors Field as a visiting player for the first time in his career from 7/14-16.
- ▶ In 27 games from 7/6-8/18, hit .319/.407/.415 (30-for-94) with 8R, 6 doubles, 1HR, 3RBI and 14BB...reached base in 25 of those 27 games.
- ▶ Reached base in 24 of 26 games from 7/21-8/27...also reached base in 47 of his final 54 games from 7/21-10/1, including multiple times in 30 of those games.
- ▶ Reached base multiple times in 16 of 25 games from 7/21-8/26, posting a .433 OBP over that span.
- ▶ Played in his 1,500th career game on 7/8 vs. Chicago-NL.
- ▶ Recorded 3BB in back-to-back games on 7/25-26 vs. New York-NL...was just the third Yankee in the last 17 seasons (since 2007) to record at least 3BB in back-to-back games, joining Francisco Cervelli (2G from 9/10-11/10) and Alex Rodriguez (2G from 4/18-20/10).
- ▶ His 5HR in August marked his most in a calendar month since September 2020 (8HR).
- ▶ Was scratched from the starting lineup on 8/9 at Chicago-AL due to right calf tightness...did not play in five games from 8/8-13.



- ▶ Hit 7HR in a 13-game span from 8/23-9/5, his most in a 13-game span in his career...also hit 4HR in a five-game stretch from 8/23-27 and 6HR in 10 games from 8/23-9/1.
- ▶ Recorded his seventh career multi-HR game on 8/25 at Tampa Bay, hitting solo home runs in the fifth and eighth inning...marked his first multi-home run game since 5/7/21 vs. Washington...marked his 10th and 11th home runs of the season, reaching the double-digit plateau for the seventh time in his career.
- ▶ Hit both of his leadoff home runs in a four-game span from 9/1-5.
- ▶ Hit his first leadoff HR of the year on 9/1 at Houston...marked his 16th career leadoff HR and 14th as a Yankee.
- ▶ Hit his second leadoff HR of the season on 9/5 vs. Detroit...marked his 17th career leadoff HR and 15th as a Yankee...tied Brett Gardner and Chuck Knoblauch for the fifth-most in franchise history, trailing only Derek Jeter (29HR), Rickey Henderson (24HR), Alfonso Soriano (21HR) and Hank Bauer (18HR)...also marked his 15th HR of the year.

2022

- ▶ In 125 games with the Yankees, batted .261 (122-for-467) with 74R, 18 doubles, 12HR, 46RBI, 67BB and 45B...appeared defensively at 3B (47G/43GS), 2B (41G/35GS) and 1B (35G/31GS).
- ▶ Won his fourth career gold glove — his first as a utility player and first with the Yankees...combined to post a .992 fielding percentage (4E/519TC) at 3B, 2B and 1B.
- ▶ Reached base in 96 of his 116 starts...reached base multiple times in 59 of those starts and reached base at least three times in 27 of those starts.
- ▶ Hit .290/.393/.434 (108-for-373) with 71R, 18 doubles, 12HR, 43RBI, 60BB and 45B in his first 100 games from 4/8-8/8...over that span, was tied for third in the Majors in walks and ranked sixth in OBP.
- ▶ Hit his second career grand slam on 5/21 vs. Chicago-AL (also on 8/27/18 at Los Angeles-AL with Colorado)...reached 10 years of Major League service.
- ▶ Hit his 50th career home run with the Yankees with a solo HR in Game 1 on 6/2 vs. Los Angeles-AL...had hit 49HR in 955 games over his first eight Major League seasons (49HR in 918 games with Colorado; did not hit a HR with Chicago-NL in 37 games).
- ▶ Reached base a career-high-tying five times on 6/7 at Minnesota, going 3-for-4 with 2R, 2BB and 1RBI...was the seventh time in his career he has reached base five times in a game (first since 6/24/19 vs. Toronto)...his single in the seventh inning marked the 1,500th hit of his career.
- ▶ Hit his 100th career HR on 6/9 at Minnesota.
- ▶ Hit .333/.452/.491 (57-for-171) with 40R, 6 doubles, 7HR, 17RBI and 36BB in 46 games from 6/17-8/8...was the third-highest BA in the AL and seventh-highest in the Majors in that span.
- ▶ Reached base in 37 of his 38 starts from 6/21-8/8, batting .340/.466/.497 (52-for-153) with 36R, 6 doubles, 6HR, 16RBI, 35BB, 1HP and 3SB in that span.
- ▶ Reached base multiple times in a career-high 11 straight starts from 7/8-23, the longest streak by a Yankee since Mark Teixeira's 12-start streak from 7/9-25/10...hit .400/.526/.489 (18-for-45) with 13R, 1 double, 1HR, 2RBI, 11BB and 1HP in that span.
- ▶ Reached base in 26 straight starts from 6/21-7/24...batted .343/.485/.461 (35-for-102) with 26R, 3 doubles, 3HR, 10RBI, 27BB, 1HP and 3SB in those starts...was the longest such streak by a Yankee since his own 37-start on-base streak from 6/10-7/28/21...was the fourth-longest such streak of his career (38 starts from 8/9-9/22/16, 37 starts from 6/10-7/28/21 and 29 starts from 9/7/20-4/11/21).
- ▶ Reached base multiple times in 15 of his 19 starts from 7/15-8/8, batting .367/.468/.582 (29-for-79) with 19R, 5 doubles, 4HR, 9RBI, 14BB and 1HP in those starts.
- ▶ Homered in back-to-back games from 7/30-31...marked his first time homering in consecutive games since homering in three straight games from 9/15-17/20.
- ▶ Hit his only leadoff HR of the year on 7/30 vs. Kansas City...marked his 15th career leadoff HR (13th as a Yankee).
- ▶ Hit .117 (9-for-77) with 3R, 3RBI and 5BB in 19 games from 8/9-9/4 before being placed on the 10-day injured list on 9/8 (retro to 9/5) with right second toe inflammation...missed 21 team games...was reinstated on 9/30.
- ▶ Was not on the Yankees' ALDS or ALCS rosters.

2021

- ▶ In 150 games with the Yankees, batted .268/.349/.362 (160-for-597) with 84R, 24 doubles, 1 triple, 10HR, 57RBI and 73BB...led the club in games played...appeared at 1B (55G/33GS), 2B (83G/77GS), 3B (39G/36GS) and DH (1GS).
- ▶ Reached base multiple times in 79-of-150 games, the seventh-most such games in the AL.
- ▶ Five of his 10HR either tied the game (three) or gave the Yankees the lead (two).
- ▶ Was 5-for-11 (.455) with 2 doubles and 9RBI with the bases loaded.
- ▶ From 6/8 to the end of the season, batted .305/.355/.427 (25-for-82) with RISP.
- ▶ Reached base safely in 29 straight games from 9/7/20-4/11/21, the third-longest on-base streak of his career (38G from 8/9-9/22/16 and 37G from 6/10-7/28/21).
- ▶ Appeared in his 200th game with the Yankees on 4/6 vs. Baltimore...according to STATS, his 273H were the second-most through a player's first 200 games with the Yankees in franchise history behind only Joe DiMaggio (300).
- ▶ In 20 games from 4/27-5/18, hit .304 (24-for-79) with 19R, 2 doubles, 2HR, 7RBI, 11BB, 1HP, 2SB and 1SF.
- ▶ Recorded his sixth career multi-HR game on 5/7 vs. Washington (first since 9/16/20 vs. Toronto)...hit his first leadoff HR of the season, his first since 9/16/20 vs. Toronto...marked his 14th career leadoff HR and his 12th as a Yankee...with his leadoff HR, collected his 300th hit as a Yankee in his 225th game with the club...according to the YES Network, became the second-fastest Yankee to collect 300 hits (in terms of games)...trailed only Joe DiMaggio, who accomplished the feat in his 200th game with the club...also hit a game-tying HR in the sixth inning.
- ▶ Was placed on the paternity list on 5/25 and reinstated on 5/26.



- Reached base in 37 straight games from 6/10-7/28...batted .291/.376/.424 (44-for-151) with 15R, 8 doubles, 4HR, 24RBI, 19BB, 25B and 2HP in that span...marked the second-longest on-base streak of his career, trailing only a 38-game stretch from 8/9-9/22/16...at the time, was the second-longest single-season on-base streak by a Yankee since 2005 (Mark Teixeira - 42 games from 6/6-7/26/10).
- Hit a game-tying, three-run HR in the ninth inning on 6/12 at Philadelphia...was his first career HR in the regular season that tied the game in ninth inning-or-later (also 2019 ALCS Game 6 at Houston)...was the first Yankee to hit a game-tying or go-ahead HR when the team was trailing by at least three runs in the ninth inning-or-later since Brian McCann hit a game-tying, three-run HR in the ninth on 6/29/16 vs. Texas (Yankees had been trailing 7-4).
- Recorded his 100th multi-hit game as a Yankee on 6/13 at Philadelphia, accomplishing the feat in his 256th game with the club...according to STATS, he was the fourth-fastest player in franchise history (at the time) to reach 100 multi-hit games with the Yankees, trailing only Joe DiMaggio (208 games), Mickey Rivers (250 games) and Bob Meusel (255 games).
- Recorded a two-run single in the eighth inning on 6/19 vs. Oakland, collecting his 500th and 501st career RBI.
- Posted a season-high 13-game hitting streak from 6/17-30...was his longest since a 14-game streak from 6/14-30/19...batted .321/.387/.518 (18-for-56) with 8R, 2 doubles, 3HR, 14RBI and 6BB over that span...was the longest hitting streak by a Yankee in 2021 and the longest by a Yankees since Gio Urshela's 13-game streak from 8/31-9/24/20.
- Recorded a career-high 4BB on 7/11 at Houston (0-for-2, 1R)...marked the most walks by a Yankee since Gio Urshela collected 4BB on 6/9/19 at Cleveland.
- Hit a triple in the second inning and a go-ahead RBI double in the 11th on 8/9 at Kansas City...marked his sixth career hit in extra innings that gave his team the lead (first since an RBI double in the 12th inning on 9/18/20 at Boston).
- Reached base at least three times in a career-high-tying three straight games from 8/11-14 (eighth time, first since 9/15-17/20)...reached base in 9-of-15PA in that span (5H, 4BB).
- Hit 2HR over a four-game span from 8/20-24 after going homerless in his previous 43 games from 6/27-8/18.
- Reached base multiple times in 15 of his final 27 games from 8/30-9/30.
- Was removed from the game on 9/30 at Toronto in the sixth inning with right hip soreness.
- Was placed on the 10-day injured list on 10/3 (retro. to 10/1) through the end of the season with a right sports hernia.
- Following the season, underwent core muscle repair surgery on 10/12...the surgery was performed by Dr. William Meyers at Vincera Core Physicians in Philadelphia.

2020

- Earned his second career Silver Slugger Award at 2B (also 2019) after hitting a career-high .364/.421/.590 (71-for-195) with 41R, 10 doubles, 2 triples, 10HR, 27RBI and 18BB in 50 games with the Yankees...ranked third in AL MVP balloting, appearing on all 30 ballots and garnering 230 points overall...became the second Yankees 2B to earn multiple Silver Slugger Awards with the club, joining Robinson Canó (five, 2006, '10-13)...was named to the All-MLB First Team for the second straight season.
- Earned his second career batting title (also 2016 in the NL, .348 w/ Colorado)...according to *Elías*, was the second player in Major League history to win the batting title in both leagues (also Ed Delahanty).
- Became the fourth player in franchise history to lead the Majors in batting average, joining Mickey Mantle (.353 BA in 1956), Joe DiMaggio (.381 BA in 1939) and Lou Gehrig (.363 BA in 1934)...became the ninth player (10th time) in franchise history to win the AL batting title...joined Bernie Williams (1998), Paul O'Neill (1994), Don Mattingly (1984), Mickey Mantle (1956), Snuffy Stirrweiss (1945), Joe DiMaggio (1939-40), Lou Gehrig (1934) and Babe Ruth (1924)...was the highest batting average by a Yankees batting champion since Joe DiMaggio (.381) in 1939.
- As the Major League batting leader, joined Luke Voit (22HR) as the first duo in franchise history to lead the Majors in batting average and home runs in a single season...marked the third time the Yankees had both the Majors' home run and batting average leader, but the prior two were by the same player (Lou Gehrig in his 1934 Triple Crown season, .363 BA, 49HR and Mickey Mantle in his 1956 Triple Crown season, .353 BA, 52HR)...the Yankees also had the AL's home run and batting average leader in 1924 (Babe Ruth, .378 BA, 46HR)...the pair became the first teammates to lead the Majors in batting average and home runs since Hank Aaron (.355 BA) and Eddie Mathews (46HR) for the 1959 Braves.
- Hit safely in 41 of his 50G...of his nine games without a hit, two came when he did not start the game (1AB in each).
- Hit .364 (12-for-33) with 3 doubles, 16RBI and 3BB with RISP.
- Led the Majors with a .423 (41-for-97) batting average at home...reached base safely in 22 of his 24 home games, including each of his final 16.
- Led the Majors with five leadoff HRs (7/29 at Baltimore, 8/3 vs. Philadelphia, 9/1 vs. Tampa Bay, Game 1 on 9/11 vs. Baltimore and 9/16 vs. Toronto)...his first 3HR of 2020 were leadoff home runs (7/29 at Baltimore, 8/3 vs. Philadelphia and 9/1 vs. Tampa Bay)...according to the YES Network, was the third Yankee to accomplish the feat, joining Chuck Knoblauch (1999) and Earle Combs (1927)...was the 16th such season in Major League history...YES also notes he was the first player to have five of his first 8HR of a season go for leadoff HRs and first since George Springer in 2017.
- With six leadoff HR in 2019, became the fourth Yankee in franchise history to have at least five leadoff HR in back-to-back seasons, joining Rickey Henderson (three straight from 1985-87), Chuck Knoblauch (1998-99) and Alfonso Soriano (2002-03).
- Tied his single-game career high with 4H on four occasions: 7/29 at Baltimore, 8/12 vs. Atlanta, 9/15 vs. Toronto and 9/26 vs. Miami.
- Hit his first leadoff HR of the season—and first since 8/25/19 at Los Angeles-NL—on 7/29 at Baltimore...also recorded 4H, tying his career high (15th time, first since 9/14/19 at Toronto).
- Missed nine games on the 10-day injured list with a left thumb sprain (8/16-29)...was removed in the sixth inning on 8/15 vs. Boston with the injury (underwent imaging).
- Collected his fourth career multi-HR game on 9/1 vs. Tampa Bay (also 2HR on 8/26/17 at Atlanta, 4/12/18 at Washington and Game 1 on 8/3/19 vs. Boston), hitting his 11th career leadoff HR and a solo HR in the third inning.
- Reached base safely in his final 20 games of the season from 9/7-27.



- ▶ Hit his 200th career double to leadoff the first inning on 9/12 vs. Baltimore.
- ▶ Was named AL "Player of the Week" for 9/14-20, hitting .423/.516/1.038 (11-for-26) with 9R, 4 doubles, 4HR, 10RBI and 5BB in six games...ranked second in the AL in SLG and tied for second in hits, home runs and RBI... was his second career weekly honor (also 6/24-30/19).
- ▶ Had seven multi-hit games over his final 13 games (from 9/15-27).
- ▶ Homered in three straight games (4HR) for the first time in his career from 9/15-17...was part of a longer stretch in which he homered in four straight games against the Blue Jays (5HR from 9/9-17), the longest homer streak against a single opponent in his career.
- ▶ Hit his fifth leadoff HR of the season on 9/16 vs. Toronto...also hit a two-run HR in the fourth inning, collecting his fifth career multi-HR game, third as a Yankee and second of the season (also 9/1 vs. Tampa Bay).
- ▶ Batted .281 (9-for-32) with 4R and 4RBI in seven postseason games...hit a game-winning RBI single in the ninth inning of ALWCs Game 2 at Cleveland...was the first Yankee to record a go-ahead hit in the ninth inning-or-later in a postseason game since Raúl Ibañez in Game 3 of the 2012 ALDS.
- ▶ Had a 12-game postseason hitting streak from 2019 ALCS Game 1 through 2020 ALDS Game 4...was tied for the third-longest postseason hitting streak in Yankees history (Hank Bauer's 17-game streak from 1956-58, Derek Jeter's 17-game streak from 1998-99 and 12-game streak from 2000-01 and Bernie Williams' 12-game streak from 2003-04)...hit .333/.393/.463 (18-for-54) with 10R, 1 double, 2HR, 7RBI and 6BB in that span.
- ▶ Hit safely in 24 straight games against the Rays (regular and postseason from 5/18/19 through 2020 ALDS Game 4).
- ▶ Missed the first two weeks of spring training at Yankee Stadium after being placed on the COVID-19 IL on 7/7...was returned from rehab and reinstated 7/23.
- ▶ Was extended a qualifying offer by the Yankees on 11/1, which he declined.

2019

- ▶ Placed fourth in AL MVP balloting, hitting .327 (197-for-602) with 109R, 33 doubles, 2 triples, 26HR and 102RBI in 145 games in his first season with the Yankees...set career highs in runs, hits, doubles, home runs, RBI, extra-base hits (61) and multi-hit games (61)...was the highest batting average by a Yankee since Derek Jeter hit .334 in 2009...was named to the Inaugural 2019 All-MLB First Team.
- ▶ Earned his first career Silver Slugger Award after finishing second in the AL in batting average (.327) and fourth in hits (197)...was the fourth Yankee to win the award at second base, joining Robinson Canó (2006, '10-13), Alfonso Soriano (2002) and Willie Randolph (1980).
- ▶ Became the first player in Yankees history to start at least 25 games at three different infield positions in one season (28 starts at 1B, 66 starts at 2B, 47 starts at 3B)...also made one start at DH.
- ▶ Was a finalist for the AL Gold Glove Award at 2B...among second basemen (min. 50GS at 2B), ranked second in the Majors and led the AL with a .993 fielding pct. (2E, 275 TC)...was his third straight season leading 2B in his league in fielding pct. (also 2017-18 in the NL).
- ▶ Led the Majors with 61 multi-hit games, tied for third with 18 games at least 3H and ranked fourth (second in the AL) in batting average...led the Majors with a .389 (49-for-126) batting average with runners in scoring position and a .667 (10-for-15) average with the bases loaded...was the best batting average with RISP by a Yankee since Paul O'Neill's .428 mark in 1997.
- ▶ Ranked 11th in the AL with a team-leading 102RBI, the most by a Yankee since Aaron Judge in 2017 (114).
- ▶ Reached base safely in 122 of his 142 starts...reached multiple times in 78 of those starts.
- ▶ Reached 100R for the second time in his career (104R in 2016 with Colorado).
- ▶ His 197H were the most by a Yankee since 2012, when Derek Jeter had 216H...had the most multi-hit games (61) by a Yankee since Derek Jeter had 64 in 2012.
- ▶ Hit six leadoff HR (5/29 vs. San Diego, 6/25 vs. Toronto, 7/21 vs. Colorado, 8/3 vs. Boston-G1, 8/13 vs. Baltimore, 8/25 at Los Angeles-NL), most by a Yankee since Alfonso Soriano's club-record 13 leadoff HRs in 2003...hit .325 (175-for-539) with 98R, 29 doubles, 25HR and 92RBI as a leadoff hitter overall, collecting the fifth 25HR season by a Yankees leadoff hitter (also Alfonso Soriano: 38HR in 2002 and 35HR in 2003; Rickey Henderson: 28HR in 1986 and Bobby Bonds: 25HR in 1975)...two of the leadoff HRs came on the first pitch (7/21 vs. Colorado, 8/13 vs. Baltimore)...his 92RBI from the leadoff spot were second-most in Yankees history behind Alfonso Soriano (99RBI in 2002).
- ▶ Had four hitting streaks of at least 10G (14G from 6/14-30; 12G from Game 2 on 9/12-27; 11G from Game 2 on 5/25-6/6 and 11G from 4/24-5/9), tied with Chicago-AL's Tim Anderson for most in the Majors...was the first Yankee with four double-digit hitting streaks in one year since Robinson Canó had four in 2011.
- ▶ Made his Yankees debut in 3/30 loss vs. Baltimore...started at 3B, his first appearance at the position since 6/13/14 at San Francisco w/ Colorado.
- ▶ Hit his first HR as a Yankee with a fourth-inning solo HR on 4/20 vs. Kansas City.
- ▶ Was removed from the game on 4/28 at San Francisco in the bottom of the third with right knee inflammation (X-rays were negative)...underwent an MRI on 4/29, confirming inflammation in his right knee from his original contusion suffered on 4/26 at San Francisco...missed three games (4/30-5/3) with the injury.
- ▶ Hit a "walk-off" RBI single in the ninth on 5/7 vs. Seattle, his second career "walk-off" hit (also 9/12/18 vs. Arizona w/ Colorado).
- ▶ Started at 1B and batted leadoff on 5/9 vs. Seattle, the first Yankee to do both in the same game since Wade Boggs on 8/29/95 vs. California.
- ▶ Played in his 1,000th career game on 5/23 at Baltimore.
- ▶ Hit his third career leadoff HR on 5/29 vs. San Diego (first since 6/17/18 at Texas)...was the first of back-to-back HRs with Luke Voit to lead off the game, marking the 10th instance in Yankees history they led off a game with consecutive homers (first since Gardner and Judge on 7/7/18 at Toronto).



- Was voted AL "Player of the Month" for June after leading the Majors in hits and paxing the AL in runs and RBI during the month, batting .395/.434/.658 (45-for-114) with 26R, 8 doubles, 2 triples, 6HR, 29RBI and 8BB in 25G... were the most hits by a Yankee in a calendar month since Derek Jeter had 46H in August 2009, and the most by an AL player since Baltimore's Tim Beckham had 50H in August 2017...became the seventh different Yankee (22nd time) to amass at least 45H, 16 extra-base hits and 29RBI in a calendar month, and first since Don Mattingly in September/October 1985...marked his first career monthly honor.
- Had at least 1H and 1R in 12 consecutive games from 6/16-30, tied for the sixth-longest streak in franchise history, trailing only Hall of Famers Lou Gehrig (15, 1930), Joe DiMaggio (14, 1941) and Babe Ruth (14, 1926; 13, 1921), as well as Bernie Williams (13, 2000)...hit .519 (27-for-52) with 19R, 3 doubles, 2 triples, 5HR, 20RBI and 6BB over the span.
- Collected 25H and 20RBI over an 11-game span from 6/17-30...according to *Elias*, the only other Yankee to ever record as many hits and RBI over an 11-game span (at the time) was Lou Gehrig (since RBI became an official statistic in 1920).
- Reached base safely multiple times in a career-high-tying 10 straight games from 6/18-30.
- Had a career-best six-game multi-hit streak from 6/23-30, the first Yankee since Carlos Beltrán in 2014 to post a multi-hit streak of six-or-more games...according to *Elias*, his 18H during the streak tied a Yankees franchise record for most hits in a six-game span, set by Bernie Williams (18-for-29) from 8/14-20/02.
- Was named AL "Player of the Week" for the first time in his career from 6/24-30, batting .625 (15-for-24) with 8R, 3 doubles, 1 triple, 2HR, 10RBI and a 1.083 SLG pct. in 5G.
- Tied his career high in hits on both 6/24 vs. Toronto and 6/29 at Boston in London.
- Hit 2 doubles in the Yankees' nine-run seventh on 6/30 at Boston in London, the first Yankee with 2XBH in one frame since Brendan Ryan hit 2 doubles in the second inning on 7/28/15 at Texas.
- Hit a two-run single with the bases loaded in the 10th inning on 7/4 at Tampa Bay, his third career go-ahead hit in extras (also an RBI single on 9/15/15 at Los Angeles-NL and a solo HR on 8/18/18 at Atlanta, both w/ Colorado).
- Led the AL in the "first half" with a .336 batting average, the second-highest in the "first half" by a Yankee since 2000, behind Derek Jeter's .345 in 2006.
- Was voted by fans to his third career All-Star team (also 2015 and '17 in the NL)...batted second in the AL's starting lineup (0-for-2), the highest spot in the starting lineup by a Yankee since Derek Jeter in 2014 (led off for the AL).
- Missed four games from 7/27-31 (groin).
- Hit 9HR in 28 games in August, a career high for homers in a calendar month...prior to 2019, had never hit 5HR in a month in his career.
- Recorded his third career 2HR game and first since 4/12/18 at Washington w/ Colorado in Game 1 on 8/3 vs. Boston (3-for-5, 2R, 2HR, 4RBI)...set a new career high with his 16th and 17th HRs of the season...also hit his fourth leadoff HR of 2019 (sixth career)...was his third game with at least 4RBI of the season, matching his career total entering 2019 (all three in 2018 with Colorado).
- Hit a first pitch "walk-off" solo HR to lead off the 11th inning on 8/31 vs. Oakland...was his third career "walk-off" hit and the season (also a ninth-inning single on 5/7/19 vs. Seattle and a ninth-inning two-run HR on 9/12/18 vs. Arizona w/ Colorado)...was the Yankees' first "walk-off" HR since Neil Walker on 8/28/18 vs. Chicago-AL.
- Started at 1B in each of the Yankees' nine postseason games, batting .325 (13-for-40) with 10R, 3 doubles, 3HR and 7RBI...hit safely in eight of his nine games and reached safely multiple times in six of those.
- Hit a solo HR in the sixth inning of ALDS Game 1 win vs. Minnesota, his first career postseason HR and RBI...also hit a bases-clearing double in the seventh...his 3H in the game matched his total from his first five career postseason contests...became the second player in Yankees history to record 4RBI in his first postseason game with the club, joining Bobby Abreu (4RBI in 2006 ALDS Game 1 vs. Detroit)...was the first player to collect 3H in his first postseason game with the Yankees since Jason Giambi in 2002 ALDS Game 1 vs. Anaheim...was the first Yankee with at least 3H and 4RBI in a postseason game since Robinson Cano (3H, 6RBI) in 2011 ALDS Game 1 vs. Detroit...was the fourth Yankees leadoff hitter with 4RBI in a postseason game, joining Johnny Damon (4RBI in 2007 ALDS Game 3 vs. Cleveland), Hank Bauer (4RBI in 1958 World Series Game 3 vs. Milwaukee-NL) and Frankie Crosetti (1938 World Series Game 4 vs. Chicago-NL).
- Scored a playoff career-high 3R in ALCS Game 1 at Houston...hit a leadoff HR in ALCS Game 5 vs. Houston, the first by a Yankee in the playoffs since Derek Jeter in 2009 ALCS Game 3 at Los Angeles-AL...was the seventh leadoff HR in Yankees history (Derek Jeter-3, Johnny Damon-1, Phil Rizzuto-1, Gene Woodling-1).
- Tied the game with a two-run HR with one out in the top of the ninth inning in ALCS Game 6 at Houston.
- Signed by the Yankees to a two-year contract on 1/14/19.

2018

- Hit .276 (147-for-533) with 90R, 32 doubles, 15HR and 62RBI in 128 games with Colorado...had 12 go-ahead homers, five of which came in the eighth inning-or-later...of his 15HR, 11 came on the road.
- Earned his third career Gold Glove (also 2014 and '17) and was named the Wilson "Defensive Player of the Year" for the third time (also 2013 and '17)...led all Major League second basemen with a .993 fielding pct. (4E, 591 TC)...was his second straight season leading NL second baseman in fielding pct.
- Collected his second career multi-HR game and tied his career high with 4H on 4/12 at Washington...also had 2 doubles in the game, marking the eighth time in Rockies history a player had at least four extra-base hits in a game and first since Corey Dickerson on 5/10/14 at Cincinnati...hit his first career leadoff HR in the game.
- Was placed on the 10-day disabled list from 4/30 (retroactive to 4/28)-5/8 with a right hamstring strain...was his first career D.L. stint...returned to the D.L. the following week (on 5/14) with a left thumb sprain and was reinstated on 6/1.
- Was placed on the 10-day disabled list from 7/21-8/2 with a left oblique strain.
- Hit his first career grand slam on 8/27 at Los Angeles-AL.
- Collected his 1,000th career hit on 9/8 vs. Los Angeles-NL...reached 1,000 hits as a *Rockie* on 9/21 at Arizona, becoming the eighth player in franchise history to reach the plateau.
- Hit a two-run "walk-off" HR on 9/12 vs. Arizona...was his first career "walk-off" RBI.
- Started at second base in all four of the Rockies' postseason games, batting .200 (3-for-15) with 2 doubles.



2017

- ▶ Hit .310 (189-for-609) with 95R, 28 doubles, 8HR and 64RBI in a career-high 155 games with Colorado...ranked fifth in the NL in hits, seventh in batting average and tied for 10th in runs scored...tied for fifth in the NL with 52 multi-hit games, tied for second with 19 games of at least 3H and led the NL with five games of at least 4H.
- ▶ Led all NL second basemen with a .989 fielding pct. (8E, 729 TC)...earned his second career Gold Glove Award (also 2014) and was named the Wilson "Defensive Player of the Year" for the second time (also 2013).
- ▶ Was selected to his second career NL All-Star team (did not play due to a right groin injury).
- ▶ From 6/15 through the end of the season, hit an NL-best .335 (114-for-340).
- ▶ Had consecutive four-hit games on 6/15 and 6/16 vs. San Francisco, becoming the 11th player (12th time) in Rockies history to collect at least 4H in consecutive games.
- ▶ Hit safely in a season-high 16 straight games from 8/23-9/8, the second-longest hitting streak of his career.
- ▶ Collected his first career multi-HR game on 8/26 at Atlanta.
- ▶ Went 0-for-5 in the National League Wild Card Game at Arizona, his first career postseason appearance.

2016

- ▶ Won the National League batting title after leading the Majors with a .348 (192-for-552) batting average with 104R, 32 doubles, 8 triples, 11HR and 66RBI in 146 games...was the highest batting average in the NL since Chipper Jones (.364) and Albert Pujols (.357) in 2008...was the highest by a second baseman since Rod Carew batted .359 in 1975 (min. 50.0% of games at 2B)...was the eighth player in Rockies history (10th time) to win the NL batting title...was the highest by a Rockie since Todd Helton hit .358 in 2003.
- ▶ Ranked second in the NL in on-base percentage (.416), third in hits (192) and sixth in runs scored (104)...led all NL players in multi-hit games (59), tied for second in three-hit games (20) and tied for fifth in triples (eight).
- ▶ Batted a Major League-best .439 (43-for-98) in August...his 43H during the month were most in any calendar month by a Rockie since Todd Helton had 50H and Neifi Pérez had 44H in August 2000.
- ▶ Posted a career-long 38-game on-base streak from 8/9-9/22...hit .420 (63-for-150) with 32R, 10 doubles, 4HR and 26RBI during the stretch.

2015

- ▶ Hit .301 (170-for-564) with 85R, 21 doubles, 6HR, 61RBI and 23SB in 150 games with the Rockies...his 88.5% stolen base percentage (23SB, 3CS) was tied for the highest in the NL.
- ▶ Was one of five NL players with at least 20 doubles, 20SB and a batting average over than .300.
- ▶ Was selected to his first career NL All-Star team...started at 2B for the NL and went 0-for-2.
- ▶ Hit .406 (28-for-69) in April, the third-highest batting average in the Majors during the month...hit .400 (36-for-90) in July, becoming the first Rockies player to hit at least .400 in two calendar months during the same season since Larry Walker in 2002 (credit: *Elias*).
- ▶ Had a career-high 18-game hitting streak from 7/4-28, batting .444 (32-for-72) over the streak.

2014

- ▶ Spent the entire season at the Major League level for the first time in his career, batting .267 (132-for-494) with 59R, 15 doubles, 5HR and 42RBI in 149 games with Colorado.
- ▶ Earned his first career Gold Glove Award, posting a .991 fielding pct. (6E, 676 TC) at 2B...became the first Rockies second baseman in franchise history to win a Gold Glove Award.
- ▶ Made his first career Opening Day roster, starting at 2B in Colorado's 3/31 loss at Miami.

2013

- ▶ Batted .280 (113-for-404) with 39R, 21 doubles, 2HR, 28RBI and 18SB in 109 games with the Rockies...remained at the Major League level for the rest of the season after being recalled from Triple-A Colorado Springs on 5/16.
- ▶ Was named the Wilson "Defensive Player of the Year" for the first time after posting a .993 fielding pct. (3E, 442 TC) at second base.
- ▶ In 33 games with Triple-A Colorado Springs, hit .364 (52-for-143) with 34R, 8 doubles, 1HR and 22RBI.

2012

- ▶ Batted .297 (68-for-229) with 26R, 12 doubles, 2HR and 22RBI in 81 games during his first season with Colorado...spent the season's final two months as the Rockies' starting second baseman.
- ▶ Hit his first Major League home run on 8/11 at San Francisco (off Matt Cain).
- ▶ Played for Triple-A Colorado Springs, batting .314 (80-for-255) with 33R, 14 doubles, 1HR and 31RBI in 61 games.

2011

- ▶ Saw his first Major League action, batting .250 (15-for-60) with 3R, 2 doubles and 4RBI in 37 games over two stints with Chicago-NL (5/30-6/28 and 9/6-28).
- ▶ Made his Major League debut on 5/30 vs. Houston as an eighth-inning pinch-hitter...collected his first career hit on 6/3 at St. Louis with a single off Jaime García.
- ▶ Spent the majority of the season between Double-A Tennessee and Triple-A Iowa, combining to hit .319 (132-for-414) with 55R, 22 doubles, 5HR and 50RBI in 108 games...was named an MiLB.com Organization All-Star.
- ▶ Following the season, played for Mesa in the Arizona Fall League, batting .302 (38-for-126) in 31 games.
- ▶ Was traded from Chicago-NL to Colorado on 12/8/11 along with OF Tyler Colvin in exchange for 3B Ian Stewart and RHP Casey Weathers.



2010

- Spent the entire season with Single-A Daytona, batting .314 (174-for-554) with 63R, 24 doubles, 2HR and 73RBI in 135 games...was named a Florida State League All-Star.

2009

- Made his professional debut with the Rookie-level AZL Cubs, going 5-for-12 with 2R and 4RBI in three games before being transferred to Single-A Peoria...with Peoria, hit .316 (48-for-152) with 19R, 4 doubles and 30RBI.
- Following the season, was named the Cubs' 10th-best prospect by *Baseball America*.

PERSONAL

- Full name is David John LeMahieu.
- Has twice been named his team's "Heart and Hustle Award" winner (2019 with the Yankees and 2015 with Colorado)...the award honors active players who demonstrate a passion for the game of baseball and best embody the values, spirit and traditions of the game.
- Was named the Sid Mercer/Dick Young New York Player of the Year for both 2019 and 2020, as voted on by the BBWAA.
- Attended Louisiana State University...was named to the 2009 College World Series All-Tournament Team as the LSU Tigers' leadoff hitter.
- Attended Brother Rice High School in Bloomfield Hills, Mich., where he received All-American honors from Rawlings and Louisville Slugger...was twice named Gatorade "Player of the Year" in Michigan...during the 2020-21 offseason, purchased the school's baseball facility and transition part of it into a youth baseball facility to help future generations of players in and around the area where he grew up...the renovation included significant improvements to the facility, an indoor field house and a youth field adjacent to the main field at The Stevens Family Complex and Warrior Field, the school's baseball home.
- Lived in California until he was seven years old, then lived in Las Vegas for one year, Madison, Wis., for five years and Bloomfield Hills, Mich., for five years.

LeMahieu's Career Batting Record

Year Club	AVG	G	AB	R	H	2B	3B	HR	RBI	SH	SF	HP	BB	SO	SB	CS	E	OBP	SLG
2009 AZL Cubs	.417	3	12	2	5	0	1	0	4	0	1	0	1	3	1	0	1	.429	.583
Peoria	.316	38	152	19	48	4	2	0	30	1	1	2	12	22	2	2	3	.371	.368
2010 Daytona	.314	135	554	63	174	24	5	2	73	10	6	1	29	61	15	7	13	.346	.386
2011 Tennessee	.358	50	187	32	67	15	2	2	27	0	4	0	11	22	4	3	4	.386	.492
CHICAGO-NL	.250	37	60	3	15	2	0	0	4	1	0	0	1	12	0	0	4	.262	.283
Iowa	.286	58	227	23	65	7	1	3	23	0	4	2	14	27	5	5	1	.328	.366
2012 Colorado Springs	.314	61	255	33	80	14	2	1	31	0	2	0	23	29	13	6	7	.368	.396
COLORADO - a	.297	81	229	26	68	12	4	2	22	3	2	0	13	42	1	2	2	.332	.410
2013 Colorado Springs	.364	33	143	34	52	8	5	1	22	0	3	2	10	19	8	2	4	.405	.510
COLORADO	.280	109	404	39	113	21	3	2	28	7	3	1	19	67	18	7	3	.311	.361
2014 COLORADO	.267	149	494	59	132	15	5	5	42	7	2	2	33	97	10	10	6	.315	.348
2015 COLORADO	.301	150	564	85	170	21	5	6	61	3	2	1	50	107	23	3	9	.358	.388
2016 COLORADO	.348	146	552	104	192	32	8	11	66	8	6	3	66	80	11	7	6	.416	.495
2017 COLORADO	.310	155	609	95	189	28	4	8	64	3	5	6	59	90	6	5	8	.374	.409
2018 COLORADO - b, c, d	.276	128	533	90	147	32	2	15	62	2	7	2	37	82	6	5	4	.321	.428
2019 YANKEES	.327	145	602	109	197	33	2	26	102	1	4	2	46	90	5	2	8	.375	.518
2020 YANKEES - e, f	.364	50	195	41	71	10	2	10	27	0	1	2	18	21	3	0	6	.421	.590
2021 YANKEES - g	.268	150	597	84	160	24	1	10	57	0	5	4	73	94	4	2	9	.349	.362
2022 YANKEES - h	.261	125	467	74	122	18	0	12	46	1	2	4	67	71	4	3	4	.357	.377
2023 YANKEES	.243	136	497	55	121	22	3	15	44	0	2	3	60	125	2	2	3	.327	.390
2024 Somerset	.500	3	4	2	2	0	0	0	1	0	0	0	3	1	0	0	0	.714	.500
Hudson Valley	.286	2	7	1	2	1	0	0	1	0	0	0	0	1	0	0	1	.286	.429
Scranton/WB	.000	2	5	1	0	0	0	0	0	0	0	0	2	1	0	0	0	.286	.000
YANKEES - i, j	.204	67	201	19	41	5	0	2	26	1	6	1	19	35	0	1	3	.269	.259
Minor League Totals	.320	385	1546	210	495	73	18	9	212	11	21	7	105	186	48	25	34	.362	.408
AL Totals	.278	673	2559	382	712	112	8	75	302	3	20	16	283	436	18	10	33	.351	.416
NL Totals	.298	955	3445	501	1026	163	31	49	349	34	27	15	278	577	75	39	42	.350	.406
Major League Totals	.289	1628	6004	883	1738	275	39	124	651	37	47	31	561	1013	93	49	75	.351	.410

Selected by Detroit in the 41st round of the 2007 First-Year Player Draft (did not sign).

Selected by Chicago-NL in the second round of the 2009 First-Year Player Draft.

a – Acquired by the Colorado Rockies from the Chicago Cubs with OF Tyler Colvin on December 8, 2011 in exchange for INF Ian Stewart and RHP Casey Weathers.

b – Placed on the 10-day disabled list from April 30 (retroactive to April 29) – May 8, 2018 with a right hamstring strain.

c – Placed on the 10-day disabled list from May 14 – June 1, 2018 with a left thumb sprain.

d – Placed on the 10-day disabled list from July 21 – August 2, 2018 with a left oblique strain.

e – Placed on the COVID-19 injured list from July 7 – 23, 2020.

f – Placed on the 10-day injured list from August 16 – 29, 2020 with a left thumb strain.

g – Placed on the 10-day injured list from October 3, 2021 (retroactive to October 1) through the end of the season with a right sports hernia.

h – Placed on the 10-day injured list from September 8 (retroactive to September 5) – September 30, 2022 with right second toe inflammation.

i – Placed on the 10-day injured list on March 28, 2024 (retroactive to March 25) with a right foot contusion...was transferred to the 60-day injured list on May 25 and was reinstated on May 28.

j – Placed on the 10-day injured list on September 9, 2024 (retroactive to September 6) with a right hip impingement and missed the remainder of the season.



LeMahieu's Postseason Batting Record

Year	Club vs. Opp.	AVG	G	AB	R	H	2B	3B	HR	RBI	SH	SF	HP	BB	SO	SB	CS	E	OBP	SLG
2017	COL vs. ARI (WC)	.000	1	5	0	0	0	0	0	0	0	0	0	0	2	0	0	0	.000	.000
2018	COL vs. CHC (WC)	.167	1	6	0	1	1	0	0	0	0	0	0	0	1	0	0	0	.167	.333
	COL vs. MIL (DS)	.222	3	9	0	2	1	0	0	0	0	0	0	3	2	0	1	0	.417	.333
2019	NY Yankees vs. MIN (DS)	.286	3	14	4	4	2	0	1	4	0	0	0	1	4	0	0	1	.333	.643
	NY Yankees vs. HOU (CS)	.346	6	26	6	9	1	0	2	3	0	0	0	3	2	0	0	2	.414	.615
2020	NY Yankees vs. CLE (WC)	.300	2	10	1	3	0	0	0	2	0	0	0	1	1	0	0	0	.364	.300
	NY Yankees vs. TB (DS)	.273	5	22	3	6	0	0	0	2	0	1	0	2	3	0	0	0	.320	.273
Wild Card Totals		.190	4	21	1	4	1	0	0	2	0	0	0	1	4	0	0	0	.227	.238
LDS Totals		.267	11	45	7	12	3	0	1	6	0	1	0	6	9	0	1	1	.346	.400
LCS Totals		.346	6	26	6	9	1	0	2	3	0	0	0	3	2	0	0	2	.414	.615
POSTSEASON TOTALS		.272	21	92	14	25	5	0	3	11	0	1	0	10	15	0	1	3	.340	.424

LeMahieu's All-Star Game Record

Year	Club, Site	AVG	G	AB	R	H	2B	3B	HR	RBI	SH	SF	HP	BB	SO	SB	CS	E	OBP	SLG
2015	COL, Cincinnati	.000	1	2	0	0	0	0	0	0	0	0	0	0	0	0	0	0	.000	.000
2017	COL, Miami																			
2019	NY Yankees, Cleveland	.000	1	2	0	0	0	0	0	0	0	0	0	0	0	0	0	0	.000	.000
All-Star Game Totals		.000	2	4	0	0	0	0	0	0	0	0	0	0	0	0	0	0	.000	.000

LeMahieu's Career Fielding Record

Position	PCT	G	PO	A	E	TC	DP
First Base	.994	239	1,332	92	8	1,432	115
Second Base	.991	1,137	1,929	3,133	48	5,110	725
Shortstop	-	4	0	0	0	0	0
Third Base	.972	295	147	523	19	689	45

LeMahieu's Career Home Run Chart

MULTI-HOMER GAMES: 7. **TWO-HOMER GAMES:** 7, last on 8/25/23 at TB. **GRAND SLAMS:** 3, last on 7/31/24 at PHI (Christopher Sánchez). **PINCH-HIT HR:** None. **INSIDE-THE-PARK HR:** None. **"WALK-OFF" HR:** 2, last on 8/31/19 vs. OAK (Lou Trivino). **LEADOFF HR:** 17, last on 9/5/23 vs. DET (Alex Faedo).

LeMahieu's Career Bests and Streaks

HITS: 4 - 19 times (last on 6/26/21 at BOS). **RUNS:** 4 - 3 times (last on 7/11/18 vs. ARI). **2B:** 2 - 23 times (last on 7/15/23 at COL). **3B:** 1 - 39 times (last on 9/30/23 at KC). **HR:** 2 - 7 times (last on 8/25/23 at TB). **RBI:** 6, 7/31/24 at PHI. **BB:** 4, 7/11/21 at HOU. **SO:** 5, 8/3/15 vs. SEA. **SB:** 2, 9/6/14 vs. SD. **HIT STREAK:** 18g, 7/4-28/15. **"WALK-OFF" HITS:** 5, last on 8/4/24 vs. TOR (single).

Player of the Month: June 2019

Player of the Week: 2 times (last: 9/14-20/20)

Rookie of the Month: None

Consecutive World Championships

NEW YORK YANKEES (5)	1949-53
NEW YORK YANKEES (4)	1936-39
NEW YORK YANKEES (3)	1998-2000
Oakland Athletics (3)	1972-74
Toronto Blue Jays (2)	1992-93
NEW YORK YANKEES (2)	1977-78
Cincinnati Reds (2)	1975-76
NEW YORK YANKEES (2)	1961-62
Philadelphia Athletics (2)	1929-30
NEW YORK YANKEES (2)	1927-28
New York Giants (2)	1921-22
Boston Red Sox (2)	1915-16
Philadelphia Athletics (2)	1910-11
Chicago Cubs (2)	1907-08



JONATHAN LOÁISIGA • RHP

43

HT: 5-11 • **WT:** 195 • **BATS:** R • **THROWS:** R
BIRTHDATE: 11/2/94 • **OPENING DAY AGE:** 30
BIRTHPLACE: Managua, Nicaragua
RESIDES: Managua, Nicaragua
M.L. SERVICE: 6 years, 22 days



STATUS

- ▶ Signed by the Yankees to a one-year Major League contract for the 2025 season with a club option for the 2026 season on December 20, 2024...was originally signed by the Yankees as a minor league free agent on February 9, 2016.

CAREER NOTES

- ▶ In 163 career games (11 starts) over parts of seven Major League seasons with the Yankees (2018-24), has gone 19-11 with seven saves and a 3.44 ERA (219.2IP, 198H, 95R/84ER, 72BB, 207K, 20HR).
- ▶ Over his last five seasons (since 2020), has gone 15-9 with seven saves and a 2.98 ERA (163.1IP, 54ER) in 139 games (three starts).
- ▶ Is the first Nicaragua-born player in Yankees history and one of 16 Nicaraguan players (one of 12 pitchers) in baseball history...in the 2019 ALDS, became the fifth Nicaragua-born player to appear in a postseason game, joining Dennis Martínez, David Green, Marvin Benard and Vicente Padilla.
- ▶ His 36 scoreless relief outings of four-or-more outs from 2021-23 were the fourth-most in the Majors over that span, trailing only Collin McHugh (44), Michael King (38) and Chris Stratton (37).
- ▶ Has made five career Opening Day rosters (2020-24).
- ▶ Has pitched in the postseason with the Yankees four times (2019-22), going 0-1 with a 3.60 ERA (15.0IP, 6ER) in 13 career postseason appearances.

2024

- ▶ Went 1-0 over three scoreless relief appearances (4.0IP, 7H, 1BB, 3K) for the Yankees before missing the remainder of the season due to injury.
- ▶ Earned the win on Opening Day at Houston after tossing 2.0 scoreless innings of relief (4H, 1K)...marked his most innings pitched in a game since tossing 2.0 scoreless innings of relief on 9/23/22 vs. Boston.
- ▶ Was placed on the 60-day injured list on 4/5 (retro. to 4/4) with a right flexor strain...underwent surgery on his right elbow on 4/12...the surgery was performed by Dr. Keith Meister in Arlington, Tex....missed the remainder of the season.
- ▶ Signed a one-year Major League contract with the Yankees on 12/20 with a club option for 2026.

2023

- ▶ In 17 relief appearances with the Yankees, went 0-2 with a 3.06 ERA (17.2IP, 14H, 7R/6ER, 1BB, 6K, 2HR)...opponents batted .219/.246/.328 (14-for-64, 2HR); LH .286/.292/.429 (6-for-21, 1HR); RH .186/.222/.279 (8-for-43)...missed 126 games on the injured list.
- ▶ Did not allow a run in 13 of his 17 games.
- ▶ Surrendered just one walk to his 69BF (an intentional walk to Parker Meadows on 8/31 at Detroit).
- ▶ Made three appearances in March/April (3.1IP, 2H, 1ER, 0BB, 1K, 1HR) before being placed on the 15-day injured list on 4/8 (retroactive to 4/6) with right elbow inflammation...underwent arthroscopic surgery on his right elbow on 5/2...the procedure was performed by Yankees Head Team Physician Dr. Chris Ahmad at NewYork-Presbyterian Hospital...was transferred to the 60-day injured list on 5/11...missed 106 team games...combined to make three rehab appearances with Single-A Tampa and Triple-A Scranton/Wilkes-Barre, going 1-0 with a 4.50 ERA (4.0IP, 4H, 2ER, 0BB, 5K) in relief...was returned from rehab and reinstated from the 60-day injured list prior to the game on 8/7.
- ▶ After being reinstated from the injured list on 8/7, did not allow an earned run in 12 straight games from 8/8-9/5 (12.2IP, 4H, 1R/0ER, 11BB, 5K, 1HP)...posted a 0.98 opponents' BA (4-for-41) during that stretch...after being reinstated, retired his first 15BF, 19 of his first 20BF, 27 of his first 30BF and 32 of his first 36BF (2H, 11BB, 1HP)...retired 37-of-43BF over that 12-game stretch.
- ▶ Struck out Gavin Sheets looking in the ninth inning on 8/8 at Chicago-AL for his 200th career strikeout.
- ▶ Allowed five of his 6ER over his final two outings on 9/8 and 9/9 vs. Milwaukee.
- ▶ Was placed on the 15-day injured list on 9/12 (retroactive to 9/10) with right elbow inflammation and missed the final 20 games of the season.
- ▶ Pitched for Team Nicaragua in the World Baseball Classic, going 0-1 with a 13.50 ERA in two relief appearances (2.0IP, 3H, 3ER, 1BB/11BB, 1HP).

2022

- ▶ Made 50 relief appearances with the Yankees, going 2-3 with two saves and a 4.13 ERA (48.0IP, 43H, 25R/22ER, 19BB, 37K)...opponents batted .234 (43-for-184, 3HR); LH .243 (17-for-70, 1HR); RH .228 (26-for-114, 2HR).
- ▶ Did not allow a HR in his final 36G from 5/16-10/4(G1)...was the second-longest single-season streak of his career.



- Was placed on the 15-day injured list on 5/25 (retroactive to 5/23) with right shoulder inflammation and reinstated on 7/14...missed 47 team games...made two combined rehab outings with Single-A Tampa and Triple-A Scranton/Wilkes-Barre (2.0IP, 3H, 1ER, 0BB, 3K).
- Did not allow an earned run in 26 of his final 31 appearances of the season (7/17-10/4-G1), posting a 1.76 ERA (30.2IP, 6ER) with 19K and two saves in that span...held opponents to a .200 (23-for-115) BA over that stretch...his 1.76 ERA was tied for the ninth-lowest among Major League relievers over that stretch (min. 30.0IP).
- Tossed at least 1.1IP in eight of his final 20 appearances of the season (8/15-10/4-G1).
- Recorded a season-high 10.1 scoreless inning streak from 8/22-9/13... held opponents to a .091 (3-for-33) BA and 1BB over that span.
- Earned his first save of the season on 8/22 vs. New York-NL after tossing 1.1 perfect innings (1K)...marked his first save since 8/17/21 vs. Boston and third career multi-inning save.
- Recorded at least four outs and did not allow a hit in three straight outings from 8/30-9/4 (1.1IP on 8/30 at Los Angeles-AL, 1.2IP on 9/3 at Tampa Bay and 1.2IP on 9/4 at Tampa Bay)...became just the second Yankees pitcher to accomplish the feat in 2022 (also Ron Marinaccio - 3G from 6/16-21)...matched the second-longest such streak by a Yankees pitcher in franchise history, trailing only Mariano Rivera (5G from 4/22-5/3/96)...also marked the first time in franchise history that the Yankees had two pitchers record such a streak in a single season.
- Made his 50th appearance of the season in Game 1 on 10/4 at Texas, earning his second save of the season after tossing a scoreless ninth inning (1H)...marked the second time in his career he reached the 50-game plateau (also 57 appearances in 2021).
- Made six postseason appearances, going 0-1 with a 0.96 ERA (9.1IP, 1ER) and 4K...did not allow a run in his first 9.0 innings of relief in the postseason...was just the third Yankees reliever since 2003 to open the postseason with at least 9.0 scoreless innings, joining Tommy Kahnle (10.2IP in 2017) and Mariano Rivera (9.1IP in 2004)...recorded at least five outs in four of his postseason appearances.
- Tossed 5.0 scoreless innings of relief during the ALDS...was just the fifth Yankees reliever (ninth time) in the last 41 years (since 1982) to toss at least 5.0IP and not allow a run in a postseason series...joined Zack Britton (0R in 5.2IP in 2019 ALCS), Aroldis Chapman (0R in 5.2IP in 2017 ALDS), Mariano Rivera (0R in 5.1IP in 2009 World Series, 0R in 5.2IP in 2004 ALDS, 0R in 5.0IP in 2000 ALDS, 0R in 5.2IP in 1998 ALCS and 0R in 5.1IP in 1995 ALDS) and David Weathers (0R in 5.0IP in 1996 ALDS).

2021

- Went 9-4 with five saves and a 2.17 ERA (70.2IP, 56H, 19R/17ER, 16BB, 69K, 3HR) in 57 appearances in 2021...opponents batted .215 (56-for-260, 3HR); LH .238 (25-for-105, 1HR); RH .200 (31-for-155, 2HR)...set career bests in ERA, wins, games, innings pitched and strikeouts.
- His 22 scoreless relief outings of four-or-more outs were the second-most in the Majors behind Boston's Garrett Whitlock (24).
- His 2.17 ERA was the eighth-lowest among AL relievers.
- Was just the third Yankees reliever since 2005 to record at least nine wins in a season, joining teammate Chad Green (10-7 in 2021) and Alfredo Aceves (10-1 in 2009)...with Green's 10 wins in 2021, it marked the second time in Yankees history two relievers recorded at least nine wins in a single season...joined Goose Gossage (10-11) and Sparky Lyle (9-3), who also accomplished the feat in 1978.
- 48 of his 57 appearances were scoreless, including 34 of his final 38 appearances (5/23-10/3)...allowed 13 of his 19R in three appearances (5R on 5/7 vs. Washington, 4R on 6/22 vs. Kansas City and 4R on 7/25 at Boston).
- Retired his first 15 batters faced of the season (4.0IP, 5K), the longest such streak by a Yankee to open the season since Adam Warren retired his first 22 batters faced to start the 2017 season (all as a reliever).
- Collected his 100th career strikeout (Joey Wendle, swinging) in the seventh inning on 4/10 at Tampa Bay.
- Earned his first career save on 4/24 at Cleveland, retiring all four batters faced.
- Did not allow a HR in 38 consecutive outings from 5/11-9/1, the longest single-season streak of his career.
- Posted a career-long 14.1 scoreless inning streak from 5/23-6/20 (previous: 8.0 scoreless innings from 6/15-20/18).
- Did not allow a run in 17 of 18 appearances from 5/23-7/24, going 4-1 with a 1.52 ERA (23.2IP, 4ER) in that span.
- On 6/25 at Boston, tossed 1.1 scoreless innings (4K, 1WP)...recorded four strikeouts in the seventh inning, becoming the third Yankee in the Expansion Era (since 1961) to accomplish the feat, joining Phil Hughes on 9/20/12 vs. Toronto (fourth inning) and A.J. Burnett on 6/24/11 vs. Colorado (sixth inning).
- Was placed on the COVID-19 injured list on 7/10 and was reinstated on 7/23...missed eight team games.
- In his final 19 appearances of the season (7/27-10/3), went 2-0 with three saves, a 0.79 ERA (22.2IP, 2ER), 23K and a .179 (15-for-84) opponents' BA.
- Posted an 11.2 scoreless inning streak from 8/11-9/3 (7H, 2BB, 12K).
- Was 1-0 with one save and a 0.59 ERA (15.1IP, 1ER) in his final 12 appearances of the season (8/11-10/3).
- In Game 1 on 8/17 vs. Boston, tossed 2.0 scoreless innings and earned his fifth save of the season (3H, 3K)...the Yankees won four straight games (8/14-8/17-G1) with four different pitchers recording a save (Albert Abreu on 8/14 at Chicago-AL, Wandy Peralta on 8/15 at Chicago-AL, Chad Green on 8/16 vs. Los Angeles-AL and Loáisiga in Game 1 on 8/17 vs. Boston)...Elias confirmed that since saves became an official statistic in 1969, it marked the second time in franchise history that the Yankees won four consecutive games, each with a different pitcher earning a save (Zack Britton, Luis Cessa, Dellin Betances and David Robertson earned saves in four consecutive games from 8/24-26/18).
- Missed 22 team games in September on the 10-day injured list with a right shoulder strain...was placed on the injured list on 9/5 and reinstated on 9/29.
- Allowed 2ER in 1.0IP in the AL Wild Card Game at Boston (1.0IP, 3BB, 2K).

2020

- Went 3-0 with a 3.52 ERA (23.0IP, 21H, 11R/9ER, 7BB, 22K, 3HR) in 12 games (three starts) with the Yankees, spending the entire season at the Major League level for the first time in his career...made his first Opening Day roster.



- Served as the Yankees' "opener" three times, posting a 3.24 ERA (8.1IP, 3ER) without recording a decision... went 3-0 with a 3.68 ERA (14.2IP, 6ER) in nine relief appearances.
- Was placed on the 10-day injured list on 9/4 (retroactive to 9/2) with a medical condition that prevented him from playing and necessitated placement on the I.L...was reinstated on 9/15...missed 13 team games.
- Made two postseason relief appearances, posting a 9.00 ERA (2.0IP, 2ER).

2019

- Went 2-2 with a 4.55 ERA (31.2IP, 31H, 16R/ER, 16BB, 37K, 6HR) in 15 games (four starts) over four stints with the Yankees (4/3-9, 4/23-4/24, 5/8-8/23, 8/31-9/29)...made four starts, going 0-2 with a 6.75 ERA (12.0IP, 9ER).
- Earned his first win of the season on 4/24 at Los Angeles-AL, tossing 3.0 scoreless innings of relief (2H, 1BB, 1K).
- Was placed on the 10-day injured list on 5/13 (retroactive to 5/10) with a right shoulder strain...was transferred to the 60-day I.L. on 5/14...was returned from rehab and reinstated from the 60-day I.L. on 8/13...combined in three rehab starts with Double-A Trenton and Triple-A Scranton/Wilkes-Barre to allow 3ER in 5.2IP.
- Had 5K on 9/21 vs. Toronto, setting a relief appearance career high...touched 100.0 mph in the outing (Statcast).
- Posted a 3.38 ERA (2.2IP, 1ER) in four postseason relief appearances...made his postseason debut in ALDS Game 2 vs. Minnesota, allowing 1ER in 1.0IP (2H, 2K)...became the fifth Nicaragua-born player (first Yankee) to appear in a postseason game, joining Dennis Martínez, David Green, Marvin Benard and Vicente Padilla.
- Combined with Double-A Trenton and Triple-A Scranton/Wilkes-Barre to go 0-2 with a 5.60 ERA (17.2IP, 11ER) in 6G/5GS.

2018

- Went 2-0 with a 5.11 ERA (24.2IP, 26H, 17R/14ER, 12BB, 33K, 3HR) in nine appearances (four starts) over two stints with the Yankees (6/15-7/2 and 9/2-30)...became the first Nicaragua-born player in Yankees history and the 15th Nicaraguan player (11th pitcher) in Baseball history...was 2-0 with a 3.00 ERA (18.0IP, 6ER) in four starts...posted a 10.80 ERA (6.2IP, 8ER) without recording a decision in five relief appearances.
- Made his Major League debut on 6/15 vs. Tampa Bay, tossing 5.0 shutout innings (3H, 4BB, 6K) to earn the win...was the 11th pitcher (eighth starter) in Yankees history to toss at least 5.0 scoreless innings in his Major League debut, just the second since 1943 (Sam Miletello-GS, 7.0IP on 8/9/92 vs. Boston)...was the first Yankee since 1908 to record at least 6K and not allow a run in his Major League debut...was the first Yankee to earn a win in his first career game since Masahiro Tanaka on 4/4/14 at Toronto...was recalled from Double-A Trenton prior to the game, and per *Elias*, was the first player to make his Major League debut with the Yankees (excluding Tanaka) without having appeared at the Triple-A level since INF Ramiro Peña on 4/6/09 at Baltimore...was the first pitcher to do so since LHP Chase Wright on 4/17/07 vs. Cleveland.
- On 6/25 at Philadelphia, took a no-hitter into the sixth inning (W, 5.1IP, 1H, 0R, 2BB, 8K)...allowed his only hit on a leadoff single by Jorge Alfaro in the sixth...was the second Yankees pitcher since 1908 to toss at least 5.0 shutout innings twice within his first three career games (Johnny Allen, 5/3/32 at Washington-AL, 5/11/32 vs. St. Louis-AL).
- Combined with Single-A Tampa, Double-A Trenton and the GCL Yankees West to go 6-1 with a 2.89 ERA (56.0IP, 57H, 18ER, 8BB, 67K) in 14 minor league starts...had two stints on the minor league disabled list.
- Was named Florida State League "Pitcher of the Week" for 4/5-15 (2-0, 10.0IP, 0R in 2GS).
- Following the season, was tabbed by *Baseball America* as the No. 2 prospect in the Yankees organization...was named by MLB.com as the No. 66 overall prospect.

2017

- Combined with the GCL Yankees East, GCL Yankees West and short-season Single-A Staten Island to go 1-1 with a 1.38 ERA (32.2IP, 17H, 7R/5ER, 3BB, 33K, 1HR) in 11 starts.
- Made his season debut in June with the GCL Yankees East, going 0-1 with a 2.63 ERA (13.2IP, 4ER) in six starts...also made one start with the GCL Yankees West, tossing 2.0 perfect innings.
- Was promoted to short-season Single-A Staten Island on 8/16, going 1-0 with a 0.53 ERA (17.0IP, 1ER) in four starts.
- Was added to the Yankees' 40-man roster on 11/20/17.

2016

- Made one start with Single-A Charleston in Game 2 on 5/13 at Lexington, allowing 2ER in 2.1IP.

2015

- Did not pitch...was released by San Francisco on 5/28/15.

2014

- Spent the season on the minor league disabled list and did not pitch.

2013

- Made his professional debut with the DSL Giants and was 8-1 with a 2.75 ERA (68.2IP, 21ER) in 13 starts.

PERSONAL

- Full name is Jonathan Stanley Loáisiga (pronounced "loh-AYE-see-gah").
- Was selected by the Latino Sports Writers & Broadcasters Association (LSWBA) as the Latino MVP American League Reliever for the 2021 season.
- His father played in the Montreal Expos minor-league system...brother played three years in the Dominican Summer League for the Los Angeles Dodgers...his grandfather played in Nicaragua's professional baseball league.
- Owns a farm in Nicaragua.



Loáisiga's Career Pitching Record

Year	Club	W	L	ERA	G	GS	CG	SHO	SV	IP	H	R	ER	HR	HP	BB	SO	WP	BK
2013	DSL Giants	8	1	2.75	13	13	0	0	0	68.2	60	29	21	4	2	16	40	6	0
2014																			
2015								Did Not Pitch	Did Not Pitch										
2016	Charleston - a	0	0	7.71	1	1	0	0	0	2.1	2	2	2	1	0	1	2	0	0
2017	GCL Yankees East	0	1	2.63	6	6	0	0	0	13.2	10	5	4	1	0	2	15	0	0
	GCL Yankees West	0	0	0.00	1	1	0	0	0	2.0	0	0	0	0	0	0	0	0	0
	Staten Island	1	0	0.53	4	4	0	0	0	17.0	7	2	1	0	1	1	18	1	0
2018	Tampa	3	0	1.35	4	4	0	0	0	20.0	19	3	3	0	1	1	26	2	0
	Trenton	3	1	3.93	9	9	0	0	0	34.1	37	15	15	6	2	6	40	1	0
	YANKEES	2	0	5.11	9	4	0	0	0	24.2	26	17	14	3	0	12	33	0	0
	GCL Yankees West	0	0	0.00	1	1	0	0	0	1.2	1	0	0	0	1	1	1	0	0
2019	YANKEES - b	2	2	4.55	15	4	0	0	0	31.2	31	16	16	6	1	16	37	1	0
	Scranton/WB	0	2	6.32	5	4	0	0	0	15.2	14	11	11	3	1	5	19	2	0
	Trenton	0	0	0.00	1	1	0	0	0	2.0	1	0	0	0	1	0	3	1	0
2020	YANKEES - c	3	0	3.52	12	3	0	0	0	23.0	21	11	9	3	4	7	22	1	0
2021	YANKEES - d, e	9	4	2.17	57	0	0	0	5	70.2	56	19	17	3	3	16	69	4	1
2022	YANKEES - f	2	3	4.13	50	0	0	0	2	48.0	43	25	22	3	0	19	37	0	0
	Tampa	0	0	0.00	1	1	0	0	0	1.0	0	0	0	0	0	0	1	0	0
	Scranton/WB	0	0	9.00	1	0	0	0	0	1.0	3	1	1	0	0	0	2	0	0
2023	YANKEES - g, h	0	2	3.06	17	0	0	0	0	17.2	14	7	6	2	2	1	6	0	0
	Tampa	1	0	0.00	1	0	0	0	0	2.0	0	0	0	0	0	0	2	0	0
	Scranton/WB	0	0	9.00	2	0	0	0	0	2.0	4	2	2	0	0	0	3	0	0
2024	YANKEES - i	1	0	0.00	3	0	0	0	0	4.0	7	0	0	0	0	1	3	0	0
Minor League Totals		16	5	2.95	50	45	0	0	0	183.1	158	70	60	15	9	33	172	13	0
Major League Totals		19	11	3.44	163	11	0	0	7	219.2	198	95	84	20	10	72	207	6	1

Signed by San Francisco as a non-drafted free agent on September 13, 2012.

a – Signed by the Yankees as a minor league free agent on February 9, 2016.

b – Placed on the 10-day injured list on May 13, 2019 (retroactive to May 10) with a right shoulder strain...was transferred to the 60-day injured list on May 14 and reinstated on August 13, 2019.

c – Placed on the 10-day injured list from September 4 (retroactive to September 2) - September 15, 2020 with a medical condition that prevented him from playing and necessitated placement on the injured list.

d – Placed on the COVID-19 injured list from July 10-23, 2021.

e – Placed on the 10-day injured list from September 5-29, 2021 with a right shoulder strain.

f – Placed on the 10-day injured list from May 25 (retroactive to May 23) - July 14, 2022 with right shoulder inflammation.

g – Placed on the 15-day injured list from April 8 (retroactive to April 6) - May 11, 2023 with right elbow inflammation...was transferred to the 60-day injured list on May 11 and reinstated on August 7, 2023.

h – Placed on the 15-day injured list from September 12, 2023 (retroactive to September 10) - end of season with right elbow inflammation.

i – Placed on the 60-day injured list from April 5, 2024 (retroactive to April 4) - end of season with a right flexor strain.

Loáisiga's Postseason Record

Year	Club vs. Opp.	W	L	ERA	G	GS	CG	SHO	SV	IP	H	R	ER	HR	HP	BB	SO	WP	BK
2019	NY Yankees vs. MIN (DS)	0	0	9.00	1	0	0	0	0	1.0	2	1	1	0	0	0	2	0	0
	NY Yankees vs. HOU (CS)	0	0	0.00	3	0	0	0	0	1.2	1	1	0	0	0	3	1	2	0
2020	NY Yankees vs. CLE (WC)	0	0	27.00	1	0	0	0	0	0.1	1	1	1	0	1	2	0	0	0
	NY Yankees vs. TB (DS)	0	0	5.40	1	0	0	0	0	1.2	2	1	1	1	0	0	1	0	0
2021	NY Yankees vs. BOS (WC)	0	0	18.00	1	0	0	0	0	1.0	0	2	2	0	0	3	2	0	0
2022	NY Yankees vs. CLE (DS)	0	0	0.00	4	0	0	0	0	5.0	6	0	0	0	0	0	3	0	0
	NY Yankees vs. HOU (CS)	0	1	2.08	2	0	0	0	0	4.1	3	2	1	0	0	1	1	0	0
Wild Card Totals		0	0	20.25	2	0	0	0	0	1.1	1	3	3	0	1	5	2	0	0
LDS Totals		0	0	2.35	6	0	0	0	0	7.2	10	2	2	1	0	0	6	0	0
LCS Totals		0	1	1.50	5	0	0	0	0	6.0	4	3	1	0	0	4	2	2	0
POSTSEASON TOTALS		0	1	3.60	13	0	0	0	0	15.0	15	8	6	1	1	9	10	2	0

Loáisiga's Regular Season Batting Record

Year	Team	AVG	G	AB	R	H	2B	3B	HR	RBI	SH	SF	HP	BB	SO	SB	CS
2024	NY Yankees																
Major League Totals		.000	163	2	0	0	0	0	0	0	0	0	0	0	2	0	0

Loáisiga's World Baseball Classic Record

Year	Country, Site	W	L	ERA	G	GS	CG	SHO	SV	IP	H	R	ER	HR	HP	BB	SO	WP	BK
2023	Nicaragua, Miami	0	1	13.50	2	0	0	0	0	2.0	3	3	3	0	1	1	0	0	0
WBC Totals		0	1	13.50	2	0	0	0	0	2.0	3	3	3	0	1	1	0	0	0

Loáisiga's Career Fielding Record

Position	PCT	G	PO	A	E	TC	DP
Pitcher	.982	163	14	40	1	55	4

Loáisiga's Career Bests and Streaks

COMPLETE GAMES: None. **LOW-HIT COMPLETE GAME:** N/A. **IP (START):** 5.1, 6/25/18 at PHI. **IP (RELIEF):** 3.0 - 2 times (last on 7/30/20 at BAL). **HITS:** 6 - 2 times (last on 5/8/19 vs. SEA). **RUNS:** 6, 9/11/18 at MIN. **EARNED RUNS:** 6, 9/11/18 at MIN. **WALKS:** 4, 6/15/18 vs. TB. **STRIKEOUTS:** 8, 6/25/18 at PHI. **HOME RUNS:** 2, 8/15/19 vs. CLE. **WINNING STREAK:** 5g, 7/30/20-4/20/21. **LOSING STREAK:** 2g - 3 times (last from 8/31-9/9/23). **SCORELESS STREAK (IP):** 14.1, 5/23-6/20/21.

Pitcher of the Month: None

Pitcher of the Week: None

Rookie of the Month: None



OSWALD PERAZA • INF

91

HT: 6-0 • **WT:** 200 • **BATS:** R • **THROWS:** R
BIRTHDATE: 6/15/00 • **OPENING DAY AGE:** 24
BIRTHPLACE: Barquisimeto, Venezuela
RESIDES: Barquisimeto, Venezuela
M.L. SERVICE: 1 year, 14 days



STATUS

- ▶ Signed by the Yankees as a non-drafted free agent on July 2, 2016.

CAREER NOTES

- ▶ Was the first Yankee to be born in the year 2000-or-later and appear in a game for the club.

2024

- ▶ Appeared in only four games with the Yankees, batting .200 (2-for-10) with 2R, 1HR, 1RBI and 1BB over two stints (6/23, 8/14-22) with the club.
- ▶ Began the season on the 10-day I.L. with a right shoulder strain...appeared in rehab games with Single-A Tampa, Double-A Somerset and Triple-A Scranton/Wilkes-Barre...was returned from his rehab assignment, reinstated from the 10-day I.L. and optioned to Triple-A Scranton/Wilkes-Barre on 5/19.
- ▶ Made his season debut with the Yankees on 8/16 at Detroit, hitting his first HR of the year with a solo shot in the fifth inning (1-for-3, 1R, 1HR, 1RBI)...marked his first HR since 9/25/23 vs. Arizona.
- ▶ In 99 combined games with Single-A Tampa, Double-A Somerset and Triple-A Scranton/Wilkes-Barre this season, hit .243 (90-for-371) with 69R, 13 doubles, 16HR, 63RBI, 49BB and 25SB...ranked among Yankees minor leaguers in runs scored (sixth), home runs (seventh) and RBI (tied for eighth).
- ▶ Spent the majority of 2024 with Scranton/Wilkes-Barre, hitting .246 (86-for-350) with 62R, 13 doubles, 13HR, 60RBI, 43BB and 24SB in 92 games...appeared defensively with the RailRiders at SS (62G/61GS), 3B (15G/15GS) and 2B (14G/14GS)...over his final 67 games with the RailRiders from 6/19-9/22, hit .277/.356/.465 (71-for-256) with 51R, 12 doubles, 12HR, 51RBI, 24BB and 19SB.

2023

- ▶ Batted .191 (33-for-173) with 15R, 8 doubles, 2HR, 14RBI, 13BB and 4SB in 52 games over three stints with the Yankees (4/16-5/19, 7/16-28 and 8/22-10/1)...appeared defensively at 3B (36G/33GS), 2B (10G/9GS) and SS (6G/6GS).
- ▶ Began the season at Triple-A Scranton/Wilkes-Barre before being recalled on 4/16.
- ▶ Stole a base in three straight games from 5/3-7/17.
- ▶ Entered the game on 5/3 vs. Cleveland in the ninth inning as a pinch runner...stole his second base of the season before leaving the game with an injury.
- ▶ Was placed on the 10-day injured list on 5/9 (retroactive to 5/6) with a right ankle sprain...began a rehab assignment with Triple-A Scranton/Wilkes-Barre on 5/14...was returned from rehab, reinstated from the 10-day injured list and optioned to Triple-A Scranton/Wilkes-Barre on 5/19...missed 14 team games.
- ▶ Hit an RBI single in the 11th inning on 7/16 at Colorado...had entered the game as a pinch runner in the ninth inning and remained in the game at 3B.
- ▶ Reached base a career-high five times, including a career-high 4BB, on 7/17 at Los Angeles-AL...at 23 years, 32 days, was the fourth-youngest player in franchise history to record at least 4BB in a game...trailing only Wally Pipp (22 years, 140 days; 4BB on 7/7/1915 vs. Philadelphia-AL-G1), John Ellis (22 years, 246 days; 4BB on 4/24/71 vs. Minnesota) and Charlie Keller (22 years, 339 days; 5BB on 8/17/39 vs. Washington-AL)...also started in the leadoff spot in the batting order for the first time in his career.
- ▶ Was one of four Venezuela-born players to appear in the same starting lineup for the Yankees eight times over a span from 8/27-9/30 (also Oswaldo Cabrera, Everson Pereira and Gleyber Torres)...prior to this season, the Yankees had four Venezuela-born players in the same starting lineup just four times in franchise history (Cabrera, Marwin Gonzalez, Peraza and Torres each started in four games in September 2022).
- ▶ Was one of four Yankees players age 23-or-younger to start in six games over a nine-game stretch from 9/1-9 (also Jasson Dominguez, Everson Pereira and Anthony Volpe)...marked the first time the Yankees had four players 23-or-younger start in the same game since 9/18/69 vs. Washington-AL (Ron Blomberg-21, Frank Tepedino-21, Thurman Munson-22 and Bobby Murcer-23).
- ▶ Batted .347/.347/.510 (17-for-49) with 3R, 5 doubles, 1HR and 6RBI over a 12-game stretch from 9/2-16...also hit safely in a career-high nine straight games from 9/6-16, batting .342 (13-for-38) with 3R, 3 doubles, 1HR and 4RBI...marked the longest hitting streak by a Yankee age 23-or-younger since Gleyber Torres recorded an 11-game streak from 5/9-22/19 at age 22.
- ▶ Was one of six Yankees players age 24-or-younger to start from 9/2-3 (also Oswaldo Cabrera, Jasson Dominguez, Everson Pereira, Anthony Volpe and Austin Wells)...it marked the first time the Yankees had six players 24-or-younger start in the same game since 9/11/69 at Washington-AL and just the fifth and sixth such occurrences in the last 91 years (since 1933)...marked the first time since 9/18/32-G2 that the Yankees had six such position players start in the same game.



- ▶ Set a career-high with 3H and hit a go-ahead RBI single in the second inning on 9/2 at Houston...with Oswaldo Cabrera, Everson Pereira and Austin Wells all driving in a run as well, it marked just the 12th time since 1920 (when RBI became an official stat) that the Yankees had four players 24-or-younger record an RBI in the same game and just the second time in the last 68 years (since 1956)...John Ellis (21), Thurman Munson (23), Jerry Kenney (24) and Bobby Murcer (24) also did so on 6/21/70 at Boston (confirmed by *Elias*).
- ▶ Recorded a career-high-tying 3H on 9/6 vs. Detroit, including an RBI double in the third inning...marked his third career game with three hits and his second in a four-game span (also 3H on 9/2/23 at Houston and 9/7/22-G1 vs. Minnesota)...Jasson Domínguez (20) also recorded 3H in the game, marking just the second time in the last 51 years (since 1973) that the Yankees had two players age 23-or-younger record at least three hits in the same game...Gary Sánchez (23) and Ronald Torreyes (23) also did so on 8/19/16 at Los Angeles-AL.
- ▶ Hit his first home run of the season - and second of his career - on 9/14-Game 2 at Boston with a two-run shot in the ninth inning.
- ▶ Hit a game-tying solo HR in the seventh inning and drew a bases-loaded game-tying walk in the eighth on 9/25 vs. Arizona.
- ▶ In 63 games with Triple-A Scranton/Wilkes-Barre (including rehab games), hit .268/.357/.479 (70-for-261) with 48R, 9 doubles, 2 triples, 14HR, 36RBI, 29BB and 16SB...appeared defensively at SS (45G/45GS), 2B (8G/8GS) and 3B (5G/5GS).
- ▶ Following the season, appeared in 21 games with the Leones del Caracas of the Venezuelan Winter League, batting .216 (16-for-74) with 13R, 4 doubles, 1HR, 6RBI and 6BB.

2022

- ▶ Saw his first Major League action with the Yankees, batting .306/.404/.429 (15-for-49) with 8R, 3 doubles, 1HR, 2RBI, 6BB, 2HP and 2SB in 18 games...appeared defensively at SS (12G/11GS) and 2B (4G/3GS).
- ▶ Began the season with Triple-A Scranton/Wilkes-Barre, batting .259 (100-for-386) with 57R, 16 doubles, 19HR, 50RBI, 34BB and 33SB in 99 games...his 19HR were a career high...played 89 games at SS and 10 games at 2B.
- ▶ Over his final 53 games with the RailRiders, hit .316/.382/.560 (66-for-209) with 42R, 9 doubles, 14HR, 35RBI, 18BB and 22SB.
- ▶ At the time of his call-up on 9/1, his 33SB were the third-most in the International League and tied for the fifth-most among all Triple-A players.
- ▶ Was recalled from Triple-A Scranton/Wilkes-Barre on 9/1...made his Major League debut on 9/2 at Tampa Bay, entering the game as a pinch hitter in the ninth inning and striking out in his only AB.
- ▶ Made his first career start at SS on 9/3 at Tampa Bay.
- ▶ Over his final 15 games of the season (from 9/7-G1-10/5), batted .357/.449/.500 (15-for-42) with 8R, 3 doubles, 1HR, 2RBI, 6BB, 1HP and 2SB...his .449 OBP was tied for the sixth-highest in the Majors (tied for fourth in the AL) over that span (min. 40AB).
- ▶ Recorded his first three career hits in Game 1 on 9/7 vs. Minnesota...picked up his first Major League hit with a double in the third inning...was the first Yankee to record at least 3H in a game within his first four career games since Garrett Cooper recorded 3H in his fourth career game on 7/17/17 at Minnesota.
- ▶ Stole his first career base in the second inning on 9/17 at Milwaukee.
- ▶ Collected his first career RBI with an RBI single in the first inning on 9/28 at Toronto.
- ▶ Hit his first career HR with a game-tying solo HR in the second inning in Game 1 on 10/4 at Texas...along with teammate Oswaldo Cabrera, became just the fourth set (seventh time) of Yankees teammates age 23-or-younger in the last 52 years (since 1971) to homer in the same game...joined Thairo Estrada and Gleyber Torres on 5/22/19 at Baltimore, Miguel Andújar and Gleyber Torres (four times in 2018) and Melky Cabrera and Robinson Canó (once in 2006).
- ▶ Was on the Yankees' ALCS roster and appeared in three games (one start)...made his only start in ALCS Game 2 at Houston, going 0-for-3.
- ▶ Following the season, was tabbed the Yankees' No. 2 prospect by *Baseball America*...was also named by the publication as the organization's "Best Defensive Infielder" and "Best Infield Arm."

2021

- ▶ Combined with High-A Hudson Valley, Double-A Somerset and Triple-A Scranton/Wilkes-Barre to hit .297 (138-for-465) with 76R, 26 doubles, 2 triples, 18HR, 58RBI, 37BB and 38SB in 115 games.
- ▶ Led Yankees minor leaguers in hits and stolen bases...ranked third in batting average, extra-base hits (46), total bases (222), runs and doubles...was tied for seventh in HR and eighth in RBI and SLG (.477).
- ▶ Began the season with High-A Hudson Valley and hit .306/.386/.532 (34-for-111) with 20R, 10 doubles, 5HR, 16RBI, 12BB and 16SB in 28 games...was named the High-A "Player of the Month" for May after batting .323/.400/.570 (30-for-93) with 17R, 8 doubles, 5HR, 13RBI, 10BB and 15SB in 23 games...was named the High-A East "Player of the Week" for 5/10-16 after batting .429/.500/1.143 (9-for-21) with 5R, 5HR, 8RBI, 3BB and 2SB in six games.
- ▶ Was promoted to Double-A Somerset on 6/8 and batted .294 (96-for-326) with 51R, 16 doubles, 2 triples, 12HR, 40RBI, 23BB and 20SB in 79 games...ranked fourth in the Double-A Northeast League in batting average and tied for fifth in stolen bases.
- ▶ Was promoted to Triple-A Scranton/Wilkes-Barre on 9/21...in eight games with the RailRiders, hit .286 (8-for-28) with 5R, 1HR, 2RBI, 2BB and 2SB.
- ▶ Following the season, was tabbed by *Baseball America* as the Yankees' No. 2 prospect and the No.55 prospect in baseball...was also named by *Baseball America* as the "Fastest Baserunner" and "Best Defensive Infielder" in the Yankees organization and as having the organization's "Best Infield Arm."

2020

- ▶ Did not play during the regular season due to the COVID-19 pandemic.
- ▶ Following the season, was tabbed by *Baseball America* as the Yankees' No. 6 prospect and as having the organization's "Best Infield Arm."



- ▶ Played for Cardenales de Lara of the Venezuelan Winter League, batting .250 (4-for-16) with 3R, 1 double and 4BB in six games.
- ▶ Was added to the Yankees' 40-man roster on 11/20.

2019

- ▶ Hit .263 (69-for-262) with 38R, 6 doubles, 1 triple, 4HR, 20RBI and 23SB in 65 games between short-season Single-A Staten Island and Single-A Charleston...ranked third in the Yankees organization in stolen bases.
- ▶ Began the season with short-season Single-A Staten Island, batting .241 (19-for-79) with 7R, 1 double, 1 triple, 2HR and 7RBI in 19 games.
- ▶ Was transferred to Single-A Charleston on 7/9, hitting .273 (50-for-183) with 31R, 5 doubles, 2HR, 13RBI, 16BB and 18SB in 46 games for the RiverDogs.
- ▶ Following the season, was ranked as the No. 5 prospect and as having the "Best Infield Arm" in the Yankees organization by *Baseball America*.

2018

- ▶ Spent the entire season with Rookie-level Pulaski, batting .250 (35-for-140) with 25R, 3 doubles, 2 triples, 1HR, 11RBI, 14BB and 8SB in 36 games.

2017

- ▶ Made his professional debut, batting .282 (62-for-220) with 44R, 13 doubles, 3 triples, 34RBI, 23BB and 13SB in 58 games with the DSL Yankees and the GCL Yankees West.
- ▶ Began the season with the DSL Yankees, hitting .361/.467/.556 (13-for-36) with 10R, 3 doubles, 2 triples, 10RBI, 7BB and 1SB in 10 games...joined the GCL Yankees West on 6/22 and hit .266 (49-for-184) with 34R, 10 doubles, 1 triple, 24RBI, 16BB and 12SB in 48 games.

PERSONAL

- ▶ Full name is Oswald Dair Peraza Sandoval.

Peraza's Career Batting Record

Year	Club	AVG	G	AB	R	H	2B	3B	HR	RBI	SH	SF	HP	BB	SO	SB	CS	E	OBP	SLG
2017	DSL Yankees	.361	10	36	10	13	3	2	0	10	0	1	1	7	2	1	0	5	.467	.556
	GCL Yankees West	.266	48	184	34	49	10	1	0	24	1	0	12	16	36	12	2	17	.363	.332
2018	Pulaski	.250	36	140	25	35	3	2	1	11	0	1	4	14	41	8	1	9	.333	.321
2019	Staten Island	.241	19	79	7	19	1	1	2	7	0	0	1	5	9	5	2	5	.294	.354
	Charleston	.273	46	183	31	50	5	0	2	13	1	2	6	16	28	18	5	5	.348	.333
2020																				
2021	Hudson Valley	.306	28	111	20	34	10	0	5	16	0	1	3	12	24	16	1	3	.386	.532
	Somerset	.294	79	326	51	96	16	2	12	40	0	0	4	23	82	20	8	6	.348	.466
	Scranton/WB	.286	8	28	5	8	0	0	1	2	0	1	0	2	5	2	1	1	.323	.393
2022	Scranton/WB	.259	99	386	57	100	16	0	19	50	1	1	7	34	100	33	5	11	.329	.448
	YANKEES	.306	18	49	8	15	3	0	1	2	0	0	2	6	9	2	0	0	.404	.429
2023	Scranton/WB	.268	63	261	48	70	9	2	14	36	0	2	8	29	55	16	4	8	.357	.479
	YANKEES - a	.191	52	173	15	33	8	0	2	14	0	0	5	13	50	4	3	4	.267	.272
2024	Tampa - b	.400	2	5	3	2	0	0	1	1	0	0	0	2	1	0	0	0	.571	1.000
	Somerset	.125	5	16	4	2	0	0	2	2	0	0	0	4	7	1	0	0	.300	.500
	Scranton/WB	.246	92	350	62	86	13	0	13	60	1	3	9	43	85	24	7	11	.341	.394
	YANKEES	.200	4	10	2	2	0	0	1	1	0	0	0	1	3	0	0	0	.273	.500
Minor League Career		.268	535	2105	357	564	86	10	72	272	4	12	55	207	475	156	36	81	.347	.421
Major League Career		.216	74	232	25	50	11	0	4	17	0	0	7	20	62	6	3	4	.297	.315

Signed by the Yankees as a non-drafted free agent on July 2, 2016.

a - Placed on the 10-day injured list on May 9 (retroactive to May 6) - May 19, 2023 with a right ankle sprain.

b - Placed on the 10-day injured list on March 28 (retroactive to March 25) - May 19, 2024 with a right shoulder strain.

Peraza's Postseason Batting Record

Year	Club vs. Opp.	AVG	G	AB	R	H	2B	3B	HR	RBI	SH	SF	HP	BB	SO	SB	CS	E	OBP	SLG
2022	NY Yankees vs. HOU (CS)	.000	3	3	0	0	0	0	0	0	0	0	0	0	2	0	0	0	.000	.000
LCS Totals		.000	3	3	0	0	0	0	0	0	0	0	0	0	2	0	0	0	.000	.000
POSTSEASON TOTALS		.000	3	3	0	0	0	0	0	0	0	0	0	0	2	0	0	0	.000	.000

Peraza's Career Fielding Record

Position	PCT	G	PO	A	E	TC	DP
Second Base	.981	14	25	27	1	53	7
Shortstop	1.000	18	21	33	0	54	5
Third Base	.966	40	20	66	3	89	5

Peraza's Career Home Run Chart

MULTI-HOMER GAMES: None. GRAND SLAMS: None. PINCH-HIT HR: None. INSIDE-THE-PARK HR: None. WALK-OFF HR: None. LEADOFF HR: None.

Peraza's Career Bests and Streaks

HITS: 3 - 3 times (last on 9/6/23 vs. DET). RUNS: 2 - 3 times (last on 9/22/23 vs. ARI). 2B: 1 - 11 times (last on 9/29/23 at KC). 3B: None. HR: 1 - 4 times (last on 8/16/24 at DET). RBI: 2 - 3 times (last on 9/25/23 vs. ARI). BB: 4, 7/17/23 at LAA. SO: 4 - 2 times (last on 9/20/23 vs. TOR). SB: 1 - 6 times (last on 7/17/23 at LAA). HIT STREAK: 9g, 9/6-16/23. "WALK-OFF" HITS: None.

Player of the Month: None

Player of the Week: None

Rookie of the Month: None



EVERSON PEREIRA • OF

80

HT: 5-11 • **WT:** 203 • **BATS:** R • **THROWS:** R
BIRTHDATE: 4/10/01 • **OPENING DAY AGE:** 23
BIRTHPLACE: Cabudare, Venezuela
RESIDES: Barquisimeto, Venezuela
M.L. SERVICE: 41 days (Rookie)



STATUS

- ▶ Signed by the Yankees as a non-drafted free agent on July 2, 2017.

2024

- ▶ In 40 games with Triple-A Scranton/Wilkes-Barre, hit .265/.346/.512 (43-for-162) with 33R, 8 doubles, 1 triple, 10HR, 27RBI, 16BB and 5SB...appeared defensively in centerfield (13G/GS), right field (11G/GS) and left field (7G/GS).
- ▶ Underwent surgery on his right elbow on 6/4...the surgery was performed by Dr. Christopher Ahmad at NewYork-Presbyterian Hospital.

2023

- ▶ Saw his first Major League action with the Yankees, batting .151 (14-for-93) with 6R, 4 doubles, 10RBI, 8BB, 2HP and 4SB in 27 games...appeared defensively in left field (27G/26GS).
- ▶ Six of his 14 hits drove in a run.
- ▶ Spent the majority of the season with Double-A Somerset and Triple-A Scranton/Wilkes-Barre, batting .300/.373/.548 (91-for-303) with 53R, 17 doubles, 2 triples, 18HR, 64RBI, 32BB, 5HP, 3SF and 11SB in 81 combined games...appeared defensively at all three outfield positions (30G/30GS in LF, 25G/25GS in CF, 20G/20GS in RF).
- ▶ Began the season with Double-A Somerset, hitting .291/.362/.545 (48-for-165) with 24R, 10 doubles, 1 triple, 10HR, 31RBI, 19BB and 7SB in 46 games before being promoted to Scranton/Wilkes-Barre on 7/4.
- ▶ In 35 games with Triple-A Scranton/Wilkes-Barre, hit .312/.386/.551 (43-for-138) with 29R, 7 doubles, 1 triple, 8HR, 33RBI, 13BB and 4SB.
- ▶ Was recalled from Triple-A Scranton/Wilkes-Barre on 8/22...at the time of his call up, was ranked by MLB Pipeline as the No. 3 prospect in the Yankees organization and the No. 80 prospect in all of baseball...was tabbed by *Baseball America* as the No. 4 prospect in the Yankees system and the No. 77 prospect in all of baseball.
- ▶ Made his Major League debut on 8/22 vs. Washington and walked in his first plate appearance...recorded an outfield assist in the fourth inning...in addition to Harrison Bader and Aaron Judge each recording an outfield assist in the game, it marked the Yankees' first game with three outfield assists since 7/15/07 at Tampa Bay (also three: Melky Cabrera-2 and Hideki Matsui-1)...it was the first time three different Yankees outfielders recorded an outfield assist since 6/19/87 at Boston (Ron Kittle/Mike Easler/Dave Winfield) and it marked the first time the Yankees had a left fielder (Pereira), centerfielder (Bader) and right fielder (Judge) record an outfield assist in the same game since 7/27/1980 at Kansas City (Lou Piniella/Ruppert Jones/Reggie Jackson).
- ▶ Recorded his first career RBI on a fielder's choice in the second inning on 8/23 vs. Washington.
- ▶ Picked up his first Major League hit with a double in the eighth inning on 8/24 vs. Washington.
- ▶ Stole two bases on 9/12-G2 at Boston.
- ▶ Did not appear in a game from 9/15-24 due to a hamstring injury...missed eight team games.
- ▶ Following the season, was tabbed by *Baseball America* as the Yankees' No. 3 prospect the No. 67 overall prospect in baseball...was also named an Organization All-Star by MiLB.com.

2022

- ▶ Combined with High-A Hudson Valley and Double-A Somerset to hit .277/.350/.469 (111-for-401) with 76R, 17 doubles, 9 triples, 14HR, 32RBI and 43BB and 21SB in 102 games.
- ▶ Began the season with High-A Hudson Valley, batting .274/.354/.455 (79-for-288) with 55R, 13 doubles, 6 triples, 9HR, 43RBI, 34BB and 19SB in 73 games.
- ▶ Was promoted to Double-A Somerset on 7/13 and hit .283/.341/.504 (32-for-113) with 21R, 4 doubles, 3 triples, 5HR, 13RBI, 9BB and 2SB in 29 games.
- ▶ Following the season, was tabbed by *Baseball America* as the Yankees' No. 4 prospect.

2021

- ▶ Combined with the FCL Yankees, Low-A Tampa and High-A Hudson Valley to hit .303/.398/.686 (57-for-188) with 47R, 10 doubles, 1 triple, 20HR, 57RBI, 28BB and 9SB in 49 games.
- ▶ Began the season with the FCL Yankees, going 3-for-8 (.375) with 3R, 2 doubles, 1HR, 3RBI and 3BB in three games.
- ▶ Was transferred to Low-A Tampa on 7/6 and batted .361/.446/.667 (26-for-72) with 17R, 5 doubles, 1 triple, 5HR, 22RBI and 10BB in 19 games...was named the Low-A Southeast "Player of the Week" for 7/5-11 after hitting .500/.550/.944 (9-for-18) with 4R, 1 triple, 2HR, 9RBI and 2BB in four games.



- Was promoted to High-A Hudson Valley on 8/3 and hit .259 (28-for-108) with 27R, 2 doubles, 14HR, 32RBI and 15BB in 27 games.
- Following the season, was tabbed an Organization All-Star by MiLB.com.
- Was added to the Yankees' 40-man roster on 11/19.

2020

- Did not play due to the COVID-19 pandemic.

2019

- Spent the season with short-season Single-A Staten Island, batting .171 (12-for-70) with 9R, 3 doubles, 1HR, 3RBI, 4BB and 3SB in 18 games.

2018

- In his professional debut with Rookie-level Pulaski, batted .263 (44-for-167) with 21R, 8 doubles, 2 triples, 3HR and 25RBI in 41 games.
- Following the season, was tabbed by *Baseball America* as the Yankees' No. 3 prospect.

PERSONAL

- Full name is Everson Jose Pereira...last name is pronounced "peh-RAY-rah."
- Was ranked by *Baseball America* and MLB Pipeline as the No. 4 prospect for the 2017 International signing period.

Pereira's Career Batting Record

Year	Club	AVG	G	AB	R	H	2B	3B	HR	RBI	SH	SF	HP	BB	SO	SB	CS	E	OBP	SLG
2018	Pulaski	.263	41	167	21	44	8	2	3	25	0	1	0	15	60	3	2	2	.322	.389
2019	Staten Island	.171	18	70	9	12	3	0	1	3	0	0	0	4	26	3	0	0	.216	.257
2020		Did Not Play - COVID-19 Pandemic																		
2021	FCL Yankees	.375	3	8	3	3	2	0	1	3	0	0	0	3	2	0	0	1	.545	1.000
	Tampa	.361	19	72	17	26	5	1	5	22	0	0	1	10	21	4	1	0	.446	.667
	Hudson Valley	.259	27	108	27	28	3	0	14	32	0	2	2	15	38	5	2	1	.354	.676
2022	Hudson Valley	.274	73	288	55	79	13	6	9	43	0	1	2	34	87	19	5	3	.354	.455
	Somerset	.283	29	113	21	32	4	3	5	13	0	0	1	9	37	2	2	1	.341	.504
2023	Somerset	.291	46	165	24	48	10	1	10	31	0	1	0	19	54	7	2	0	.362	.545
	Scranton/WB	.312	35	138	29	43	7	1	8	33	0	2	5	13	44	4	0	0	.386	.551
	YANKEES	.151	27	93	6	14	4	0	0	10	0	0	2	8	40	4	0	0	.233	.194
2024	Scranton/WB	.265	40	162	33	43	8	1	10	27	0	0	4	16	59	5	2	0	.346	.512
Minor League Totals		.277	331	1291	239	358	63	15	66	232	0	7	15	138	428	52	16	8	.352	.503
Major League Totals		.151	27	93	6	14	4	0	0	10	0	0	2	8	40	4	0	0	.233	.194

Signed by the Yankees as a non-drafted free agent on July 2, 2017.

Pereira's Career Fielding Record

Position	PCT	G	PO	A	E	TC	DP
Outfield	1.000	27	44	1	0	45	0

Pereira's Career Home Run Chart

MULTI-HOMER GAMES: None. **GRAND SLAMS:** None. **PINCH-HIT HR:** None. **INSIDE-THE-PARK HR:** None. **WALK-OFF HR:** None. **LEADOFF HR:** None.

Pereira's Career Bests and Streaks

HITS: 2, 9/25/23 vs. ARI. **RUNS:** 2, 9/12/23 at BOS-G2. **2B:** 1 - 4 times (last on 9/25/23 vs. ARI). **3B:** None. **HR:** None. **RBI:** 2 - 2 times (last on 9/7/23 vs. DET). **BB:** 2, 8/29/23 at DET. **SO:** 4, 9/3/23 at HOU. **SB:** 2, 9/12/23 at BOS-G2. **HIT STREAK:** 3g, 9/5-9/23. **"WALK-OFF" HITS:** None.

Player of the Month: None

Player of the Week: None

Rookie of the Month: None

Most Championships, in the Four Major Sports

MLB – New York Yankees (27)
 NHL – Montreal Canadiens (24)
 NBA – Boston Celtics (18)
 NFL – Green Bay Packers (13)

**as of 2/3/25*



BEN RICE • C/INF

93

HT: 6-2 • **WT:** 228 • **BATS:** L • **THROWS:** R
BIRTHDATE: 2/22/99 • **OPENING DAY AGE:** 26
BIRTHPLACE: Cohasset, Mass.
RESIDES: Cohasset, Mass.
COLLEGE: Dartmouth College
M.L. SERVICE: 76 days (Rookie)



STATUS

- ▶ Selected by the Yankees in the 12th round of the 2021 First-Year Player Draft.

2024

- ▶ In 50 games with the Yankees, batted .171 (26-for-152) with 20R, 6 doubles, 7HR, 23RBI, 20BB, 1HP and 55F... appeared defensively at 1B (49G/41GS) and C (1G/0GS).
- ▶ Reached base in 28 of his 41 starts, including 24 of his first 30 starts from 6/18-8/2.
- ▶ Was just the sixth Yankee in franchise history to hit at least 6HR in his first 24 career games, joining Gary Sánchez (11HR from 2015-16), Shane Spencer (8HR in 1998), Kevin Maas (8HR in 1990), Shelley Duncan (6HR in 2007) and Steve Whitaker (6HR in 1966)... was also just the seventh Yankee in franchise history to record at least 19RBI in his first 24 career games (since RBI became an official stat in 1920), joining Joe DiMaggio (27RBI in 1936), Shane Spencer (22RBI in 1998), Mickey Mantle (22RBI in 1951), George Selkirk (21RBI in 1934), Gary Sánchez (21RBI from 2015-16) and Hideki Matsui (21RBI in 2003).
- ▶ Batted .300 (6-for-20) with 2 doubles, 2HR, 12RBI and 2SF with RISP over his first 21 games from 6/18-7/11.
- ▶ Was signed to a Major League contract and selected to the active roster on 6/18... made his Major League debut later that day vs. Baltimore (1-for-4)... picked up his first Major League hit with a third-inning single.
- ▶ Recorded his first career RBI with a 10th-inning sac fly on 6/19 vs. Baltimore.
- ▶ Hit .325/.413/.700 (13-for-40) with 8R, 3 doubles, 4HR, 11RBI and 6BB over a 13-game span from 6/22-7/6.
- ▶ Made his first Major League appearance at C on 6/28 at Toronto after entering as a defensive replacement in the ninth.
- ▶ Hit his first career HR with a solo shot in the fifth inning on 7/4 vs. Cincinnati... also batted leadoff in the starting lineup for the first time in his Major League career... was just the fifth Yankee in the last 25 years (since 2000) to bat leadoff in the starting lineup within his first 15 career games, joining Anthony Volpe (4/12/23 at Cleveland and 4/14/23 vs. Minnesota), José Pirela (9/26/14 at Boston), Brett Gardner (5x from 6/30-7/11/08) and Bubba Crosby (4/21/04 at Chicago-AL).
- ▶ Became the first rookie in franchise history to hit 3HR in a game on 7/6 vs. Boston (3-for-5, 3R, 3HR, 7RBI)... was the 26th player in Yankees history to hit at least 3HR in a regular season game (36th time) and first to do so since Aaron Judge hit 3HR on 9/22/23 vs. Arizona... including the postseason, was the 27th player in Yankees history to accomplish the feat (39th time)... hit his first career leadoff HR, a three-run HR in the fifth inning and a three-run HR in the seventh inning... was just the second Yankee in franchise history to hit 3HR from the leadoff spot, joining Aaron Hicks (7/1/18 vs. Boston)... was the seventh Yankees first baseman (10th time) to hit 3HR in a game, joining Anthony Rizzo (3HR on 4/26/22 vs. Baltimore), Mark Teixeira (3HR on 5/8/10 at Boston), Tony Clark (3HR on 8/28/04 at Toronto), Tino Martínez (3HR on 4/2/97 at Seattle), Johnny Mize (3HR on 9/15/50 at Detroit) and Lou Gehrig (four times: 4HR on 6/3/32 at Philadelphia-AL, 3HR on 5/22/30-G2 at Philadelphia-AL, 3HR on 5/4/29 at Chicago-AL and 3HR on 6/23/27 at Boston).
- ▶ According to *Elias*, was the 34th rookie in the Modern Era to hit at least 3HR in a game and first since Oakland's Jordan Diaz on 5/9/23 at Yankee Stadium... according to Sarah Langs, was the third rookie in the Modern Era to hit 3HR in a game from the leadoff spot, joining San Francisco's Mike Yastrzemski (8/16/19 at Arizona) and Pittsburgh's Andrew McCutchen (8/1/09 vs. Washington)... according to *Elias*, his 17 career games were the fifth-fewest by any player in Major League history to hit 3HR in a game, trailing only Philadelphia's Bobby Estalella (3HR in his 10th Major League game on 9/4/97 at Montreal), Cincinnati's Aristides Aquino (3HR in his 10th Major League game on 8/10/19 vs. Chicago-NL), San Francisco's Jarrett Parker (3HR in his 14th Major League game on 9/26/15 at Oakland) and San Diego's Christian Villanueva (3HR in his 14th Major League game on 4/3/18 vs. Colorado).
- ▶ At 25 years, 135 days, was the youngest Yankee to hit 3HR in a game since Bobby Murcer hit 3HR at 24 years, 35 days old on 6/24/70-G2 vs. Cleveland... was the eighth-youngest Yankee in franchise history to hit 3HR in a regular season game, trailing only Joe DiMaggio (22y, 200d on 6/13/37-G2 at St. Louis-AL), Tony Lazzeri (23y, 184d on 6/8/27 vs. Chicago-AL), Ben Chapman (23y, 197d on 7/9/32-G2 vs. Detroit), Mickey Mantle (23y, 205d on 5/13/55 vs. Detroit), Charlie Keller (23y, 320d on 7/28/40-G1 at Chicago-AL), Lou Gehrig (24y, 4d on 6/23/27 at Boston) and Bobby Murcer (24y, 35d on 6/24/70-G2 vs. Cleveland).
- ▶ His 7RBI matched Lou Gehrig (7/23/25 vs. Washington-AL) for the most by a rookie in a game in franchise history (since RBI became an official stat in 1920)... were the most by a Yankee since Matt Carpenter on 7/16/22 vs. Boston (also 7RBI)... was the youngest Yankee to record 7RBI in a game since Joe Pepitone (7RBI at 23y, 325d on 8/29/64-G1 vs. Boston).
- ▶ According to Sarah Langs, was the second Yankees rookie with a multi-HR game from the leadoff spot (also Tom Tresh on 8/7/62 vs. Minnesota).
- ▶ Was the 11th rookie in franchise history (13th time) to hit a leadoff HR, joining Anthony Volpe (4/14/23 vs. Minnesota), Derek Jeter (8/21/96 vs. California), Roberto Kelly (6/24/88 vs. Cleveland), Don Mattingly (8/3/83 at Toronto), Tom Tresh (6/27/62 vs. Minnesota), Mickey Mantle (9/13/51 vs. Detroit), Dixie Walker Jr. (3x: 7/4/33-G1 vs. Washington-AL, 7/8/33 vs. Detroit and 7/11/33 vs. St. Louis-AL), Chicken Hawks (6/21/1921-G2 at Boston), Sammy Vick (4/30/1919 vs. Philadelphia-AL) and Bert Daniels (7/8/1910 vs. Chicago-AL).
- ▶ Was the 11th player in franchise history to hit a leadoff HR within his first two career home runs, joining Anthony Volpe (first career HR on 4/14/23 vs. Minnesota), Roberto Kelly (second career HR on 6/24/88 vs. Cleveland), Bobby Richardson (first career HR on 7/25/59 at Detroit), Snuffy Stirrweiss (second career HR on 6/25/44-G1 at Philadelphia-AL), Mark Koenig (first career HR on 4/23/26 vs. Boston), Chicken Hawks (second career HR on 6/21/1921-G2 at Boston), Aaron Ward (first career HR on 5/12/1920 vs. Chicago-AL), Sammy Vick (first career HR on 4/30/1919 vs. Philadelphia-AL), Fritz Maisel (first career HR on 9/13/1914 vs. Washington-AL) and Bert Daniels (first career HR on 7/8/1910 vs. Chicago-AL).



- Was optioned to Triple-A Scranton/Wilkes-Barre on 8/31.
- Was on the Yankees' ALDS roster vs. Kansas City, but did not appear in a game.
- In 79 combined games with Double-A Somerset and Triple-A Scranton/Wilkes-Barre, batted .273/.400/.567 (79-for-289) with 65R, 13 doubles, 24HR, 59RBI, 57BB, 6HP, 35F and 10SB...appeared defensively at 1B (33G/33GS) and C (31G/31GS)...led Yankees farmhands in HR, and was tied for eighth in runs and total bases (164)...began the season with Somerset, batting .261/.382/.511 (47-for-180) with 36R, 9 doubles, 12HR, 26RBI, 32BB, 4HP, 15F and 8SB in 49 games...was promoted to Scranton/Wilkes-Barre on 6/5, hitting .294/.428/.661 (32-for-109) with 29R, 4 doubles, 12HR, 33RBI, 25BB, 2HP, 2SF and 2SB in 30 games.

2023

- Was named the Yankees Kevin Lawn Award winner as the club's minor league "Position Player of the Year" after batting .324/.434/.615 (89-for-275) with 62R, 18 doubles, 1 triple, 20HR, 68RBI, 44BB and 11SB in 73 combined games with Single-A Tampa, High-A Hudson Valley and Double-A Somerset...ranked among qualified Yankees farmhands in home runs (seventh) and RBI (tied for eighth).
- Began the season with Hudson Valley, hitting .341/.559/.523 (15-for-44) with 15R, 2 doubles, 2HR, 10RBI, 18BB and 3SB in 15 games...was assigned to Tampa on 7/1 and batted .286/.405/.543 (10-for-35) with 7R, 3 doubles, 2HR, 10RBI, 5BB and 1SB in 10 games...was promoted to Somerset on 7/18, hitting .327/.401/.648 (64-for-196) with 40R, 13 doubles, 1 triple, 16HR, 48RBI, 21BB and 7SB in 48 games...earned Eastern League "Player of the Week" honors for 8/7-13 after hitting .522/.577/.957 (12-for-23) with 7R, 4 doubles, 2HR, 9RBI, 2BB and 2SB in six games...was named the Eastern League "Player of the Month" for August after batting .345/.397/.700 (38-for-110) with 24R, 7 doubles, 1 triple, 10HR, 29RBI, 8BB and 6SB in 26 games with Somerset.
- Following the season, was tabbed by *Baseball America* as the "Best Hitter for Average" among Yankees farmhands...was named an MiLB.com Organization All-Star and was named the club's "Hitting Prospect of the Year" by MLB Pipeline.

2022

- Spent the entire season with Single-A Tampa, batting .267 (55-for-206) with 32R, 9 doubles, 9HR, 36RBI, 28BB and 4SB in 68 games

2021

- Made his professional debut, batting .197 (13-for-66) with 3HR and 13RBI in 22 games between the FCL Yankees and Low-A Tampa.

PERSONAL

- Full name is Benjamin Kimball Rice.
- Played collegiately at Dartmouth University (2019-20), batting .242 (24-for-99) with 9R, 5 doubles, 2 triples, 1HR, 13RBI, 10BB and 15F in 30 games...played only seven games in the 2020 season and his entire 2021 season was canceled due to the COVID-19 pandemic.
- Hit .300 in 30AB with the Cotuit Kettleers of the Cape Cod League in 2021.
- Graduate of Noble and Greenough School (Mass.), where he played both baseball and hockey...served as captain of the baseball team as a senior when he was named First-Team All-Independent School League and the team MVP.

Rice's Career Batting Record

Year	Club	AVG	G	AB	R	H	2B	3B	HR	RBI	SH	SP	HP	BB	SO	SB	CS	E	OBP	SLG
2021	FCL Yankees	.000	2	4	0	0	0	0	0	1	0	1	0	1	3	0	0	0	.167	.000
	Tampa	.210	20	62	8	13	2	0	3	12	0	1	3	12	18	1	0	1	.359	.387
2022	Tampa	.267	68	206	32	55	9	0	9	36	0	2	6	28	41	4	1	5	.368	.442
2023	Hudson Valley	.341	15	44	15	15	2	0	2	10	0	1	5	18	10	3	0	2	.559	.523
	Tampa	.286	10	35	7	10	3	0	2	10	0	0	2	5	10	1	0	1	.405	.543
	Somerset	.327	48	196	40	64	13	1	16	48	0	1	4	21	42	7	3	4	.401	.648
2024	Somerset	.261	49	180	36	47	9	0	12	26	0	1	4	32	46	8	0	5	.382	.511
	Scranton/WB	.294	30	109	29	32	4	0	12	33	0	2	2	25	26	2	1	1	.428	.661
	YANKEES	.171	50	152	20	26	6	0	7	23	0	5	1	20	48	0	1	2	.264	.349
Minor League Totals		.282	242	836	167	236	42	1	56	176	0	9	26	142	196	26	5	19	.399	.536
Major League Totals		.171	50	152	20	26	6	0	7	23	0	5	1	20	48	0	1	2	.264	.349

Selected by the Yankees in the 12th round of the 2021 First-Year Player Draft.

Rice's Postseason Batting Record

Year	Club vs. Opp.	AVG	G	AB	R	H	2B	3B	HR	RBI	SH	SP	HP	BB	SO	SB	CS	E	OBP	SLG
2024	NY Yankees vs. KC (DS)																			
On Roster - Did Not Play																				
DS Totals		-	-	-	-	-	-	-	-	-	-	-	-	-	-	-	-	-	-	-
POSTSEASON TOTALS		-	-	-	-	-	-	-	-	-	-	-	-	-	-	-	-	-	-	-

Rice's Career Fielding Record

Position	PCT	G	PO	A	E	TC	DP
Catcher	-	1	0	0	0	0	0
First Base	.993	49	273	14	2	289	21

Rice's Career Home Run Chart

MULTI-HOMER GAMES: 1. **TWO-HOMER GAMES:** None. **THREE-HOMER GAMES:** 1, 7/6/24 vs. BOS. **GRAND SLAMS:** None. **PINCH-HIT HR:** None. **INSIDE-THE-PARK HR:** None. **"WALK-OFF" HR:** None. **LEADOFF HR:** 1, 7/6/24 vs. BOS (Josh Winckowski).

Rice's Career Bests and Streaks

HITS: 3, 7/6/24 vs. BOS. **RUNS:** 3, 7/6/24 vs. BOS. **2B:** 1 - 6 times (last on 7/28/24 at BOS). **3B:** None. **HR:** 3, 7/6/24 vs. BOS. **RBI:** 7, 7/6/24 vs. BOS. **BB:** 2 - 4 times (last on 8/7/24-G1 vs. LAA). **SO:** 3 - 4 times (last on 7/22/24 vs. TB). **SB:** None. **HIT STREAK:** 6g, 6/29-7/6/24. **"WALK-OFF" HITS:** None.

Player of the Month: None

Player of the Week: None

Rookie of the Month: None



CARLOS RODÓN • LHP

55

HT: 6-2 • **WT:** 255 • **BATS:** L • **THROWS:** L
BIRTHDATE: 12/10/92 • **OPENING DAY AGE:** 32
BIRTHPLACE: Miami, Fla.
RESIDES: Covington, Ind.
COLLEGE: North Carolina State
M.L. SERVICE: 9 years, 168 days



STATUS

- ▶ Signed a six-year Major League contract extending through the 2028 season on December 21, 2022.

CAREER NOTES

- ▶ Is a two-time All-Star (2021 with Chicago-AL and 2022 with San Francisco).
- ▶ Over 10 Major League seasons with the Chicago White Sox (2015-21), San Francisco Giants (2022) and Yankees (2023-24), has gone 75-63 with three complete games (one shutout) and a 3.85 ERA (1,086.2IP, 953H, 500R/465ER, 404BB, 1,206K, 137HR) in 198 career games (193 starts).
- ▶ Has finished in the top-six of Cy Young Award voting twice (fifth in 2021, sixth in 2022).
- ▶ Since 2021, ranks third in the Majors with an 11.14 K/9.0IP ratio, trailing only Blake Snell (11.99) and Dylan Cease (11.20)...ranks seventh in double-digit strikeout games (19) over that span, trailing only Gerrit Cole (24), Snell (22), Corbin Burnes (21), Cease (21), Kevin Gausman (21) and Shohei Ohtani (20)...has recorded at least 10K and 0BB in seven games, tied for the fifth-most such games in the Majors during that stretch...trails only Jacob deGrom (10), Cole (nine), Burnes (nine) and Gausman (nine).
- ▶ Over two seasons from 2021-22, went 27-13 with two complete games and a 2.67 ERA (310.2IP, 222H, 98R/92ER, 88BB, 422K, 25HR) in 55 starts...during that span, led the Majors in K/9.0IP (12.23) and opponents' SLG (.307), ranked second in opponents' BA (.196) and opponents' OPS (.567), third in WAR among pitchers (11.1, FanGraphs), fourth in ERA (2.67), opponents' OBP (.259) and double-digit strikeout games (16), fifth in HR/9.0IP (0.72), tied for sixth in wins and seventh in strikeouts.
- ▶ Tossed the 20th no-hitter in Chicago White Sox history on 4/14/21 vs. Cleveland, (9.0IP, 7K, 1HP)...retired his first 25BF before hitting Roberto Pérez in the ninth inning...was just the sixth pitcher to throw a no-hitter with the only baserunner reaching on a HBP...was the first no-hitter by a White Sox pitcher since Lucas Giolito's no-hitter on 8/25/20 vs. Pittsburgh...was the first no-hitter by a White Sox left-handed pitcher since Mark Buehrle's perfect game on 7/23/09 vs. Tampa Bay...according to STATS, was the first pitcher in Major League history to throw a no-hitter within two years of having "Tommy John" surgery.
- ▶ His 11 double-digit strikeout games in 2022 were the most in a single season in Giants history (previous high was nine games with at least 10K by Tim Lincecum in 2008 and Jason Schmidt in 2004)...his three such games with at least 10K and 0BB also tied a single-season franchise record, joining Kevin Gausman (three in 2021) and Madison Bumgarner (three in 2012 and 2016).
- ▶ Has made six Opening Day rosters (2016, '19-22, '24)...began the 2017, 2018 and 2023 seasons on the injured list.
- ▶ Has made the postseason three times (2020-21 with Chicago-AL and 2024 with the Yankees).

CAREER HIGHLIGHTS

AL All-Star Team

- ▶ 2021

NL All-Star Team

- ▶ 2022

No-hitter

- ▶ 4/14/21 vs. Cleveland

2024

- ▶ Made 32 starts with the Yankees, going 16-9 with a 3.96 ERA (175.0IP, 157H, 81R/77ER, 57BB, 195K, 31HR)...opponents batted .235/.304/.435 (157-for-667, 31HR); LH .224/.281/.352 (28-for-125, 3HR); RH .238/.309/.454 (129-for-542, 28HR).
- ▶ His 16 wins and 32 starts were both career highs...his 195K and 175.0IP marked his second-most in a single season in his career, trailing only his 237K and 178.0IP in 2022 with San Francisco.
- ▶ Was tied for second in the AL and tied for third in the Majors in wins...also ranked fourth in the AL in K/9.0IP (10.03), tied for fifth in starts, and ranked seventh in strikeouts.
- ▶ Allowed 3R-or-fewer in 24 of his 32 starts, including 2R-or-fewer in 20 starts and one-or-zero runs in 11 starts.
- ▶ His 195K were the 10th-most by a Yankees left-handed pitcher in franchise history and the most since CC Sabathia recorded 197K in 2012...recorded at least 6K in 18 of his starts and at least 8K in nine of those starts.
- ▶ Allowed 5H-or-fewer in 22 of his starts this season, including 3H-or-fewer in 10 of those starts.
- ▶ Recorded five scoreless starts (7.0IP on 4/22 vs. Oakland, 6.0IP on 5/24 at San Diego, 6.0IP on 8/23 vs. Colorado, 6.0IP on 9/21 at Oakland and 5.2IP on 8/10 vs. Texas-G1).
- ▶ Earned his first win of the year on 4/9 vs. Miami after allowing 2ER over 6.0IP (5H, 2BB, 6K, 0HR, 1BK).
- ▶ Went 8-1 with a 2.69 ERA (60.1IP, 42H, 19R/18ER, 9BB, 56K, 9HR) over a 10-start span from 4/22-6/10...nine of his 10 starts in that span were quality starts...tossed at least 6.0IP in nine of those starts...allowed 2R-or-fewer in eight of those starts and one-or-zero runs in five starts...of his 19R/18ER allowed over that span, 7R/6ER came in his start on 5/2 at Baltimore.
- ▶ Allowed just 1H over 7.0 scoreless innings without recording a decision on 4/22 vs. Oakland (2BB, 4K, 2HP)...did not allow a hit to his first 16 batters faced before allowing a two-out single to Nick Allen in the fifth inning...marked his first scoreless start as a Yankee and first since 9/29/22 vs. Colorado with San Francisco (0R in 6.0IP)...marked his longest scoreless start since 7/31/22 vs. Chicago-NL with San Francisco (also 0R in 7.0IP)...marked his longest start since 8/23/22 at Detroit with San Francisco (also 7.0IP).



- ▶ Did not issue a walk in three straight starts from 5/2-14...his three consecutive starts without allowing a walk matched the longest stretch of his career (also a three-start stretch from 7/31-8/12/22 with San Francisco).

- ▶ Walked only six total batters over an eight-start span from 5/2-6/10 after issuing 14 walks in his first six starts of the season from 3/29-4/27.

- ▶ Earned the win in seven straight starts from 5/8-6/10, posting a 2.28 ERA (43.1IP, 31H, 11ER, 6BB, 38K, 5HR) over that span...his seven-game winning streak marked the second-longest stretch of his career, trailing only his career, trailing only his eight-game winning streak from 8/7/21-4/26/22...his streak of earning a win in seven consecutive starts also marked the longest streak of his career (previous: five consecutive games from 4/5-5/7/21).

- ▶ His seven-start stretch of at least 6.0IP from 5/8-6/10 marked the fourth-longest stretch of his career, trailing only his 10-start streaks from 7/5-9/1/18 and 8/11/15-4/13/16, and his eight-start streak from 7/31-9/9/16.

- ▶ Retired each of his first 16 batters faced on 6/5 vs. Minnesota before allowing a solo HR to Carlos Santana with one out in the sixth inning (W, 6.0IP, 3H, 2ER, 0BB, 9K, 1HR).

- ▶ Had a five-game losing streak from 6/15-7/9...was the second-longest losing streak of his career, trailing only his six-game losing streak from 9/1/18-3/28/19...marked the first time in his career he lost five consecutive starts.

- ▶ Allowed a career-high-tying 8R in back-to-back starts on 6/21 vs. Atlanta (8R/7ER) and 6/27 at Toronto (8R/ER).

- ▶ Reached the 1,000.0IP plateau on 6/21 vs. Atlanta after getting Jarred Kelenic to fly out for the first out of the fourth inning.

- ▶ Went 5-1 with a 2.87 ERA (37.2IP, 28H, 12ER, 15BB, 48K, 5HR) over a seven-start span from 7/14-8/23 after going 0-5 with a 10.57 ERA (23.0IP, 36H, 28R/27ER, 10BB, 31K, 8HR) in his previous five starts from 6/15-7/9...allowed 3R-or-fewer in six of his seven starts, 2R-or-fewer in five of those starts and one-or-zero runs in three starts.

- ▶ Over his final 13 starts of the year from 7/14-9/27, went 7-2 with a 3.00 ERA (72.0IP, 57H, 26R/24ER, 27BB, 90K, 12HR)...the Yankees went 8-5 in those starts...allowed 2ER-or-fewer in 10 of those 13 starts.

- ▶ Earned his 10th win of the season on 7/22 vs. Tampa Bay after allowing only 1R/ER in a season-high-tying 7.0IP (2H, 2BB, 10K, 1HR)...did not allow a hit to his first 14BF...marked his 25th career double-digit strikeout game and second with the Yankees (also 10K on 9/17/23 at Pittsburgh)...also marked his third season with double-digit wins (also 14 wins in 2022 with San Francisco and 13 wins in 2021 with Chicago-AL).

- ▶ In five September starts, went 2-0 with a 2.20 ERA (28.2IP, 21H, 9R/7ER, 10BB, 34K, 6HR).

- ▶ Recorded a season-high 11K over 6.0IP without recording a decision on 9/3 at Texas (1H, 1ER, 2BB, 1HR, 1HP)...marked his most strikeouts in a game as a Yankee and were his most since 9/9/22 at Chicago-NL with San Francisco (also 11K)...marked his 26th career double-digit strikeout game and his second such game of the season (also 10K on 7/22 vs. Tampa Bay)...his 1H allowed matched his season low (also 1H on 4/22 vs. Oakland).

- ▶ Earned his 15th win of the season on 9/15 vs. Boston after allowing only 2ER in 5.1IP (6H, 2BB, 5K, 1HR)...surpassed his previous career high in wins (14 wins in 2022 with San Francisco).

- ▶ Made four postseason starts, going 1-2 with a 5.60 ERA (17.2IP, 21H, 11R/ER, 1BB, 25K, 5HR)...made his Yankees postseason debut in ALDS Game 2 vs. Kansas City, recording the loss after allowing 4R/ER over 3.2IP (7H, 0BB, 7K, 1HR, 1WP)...his 22K over his first three postseason starts with the Yankees were tied with David Cone and Red Ruffing for the second-most strikeouts by a pitcher in their first three postseason starts with the club, trailing only Gerrit Cole (30K)...earned his first career postseason win in ALCS Game 1 vs. Cleveland after allowing only 1R/ER in 6.0IP (3H, 0BB, 9K, 1HR)...did not record a decision in ALCS Game 5 at Cleveland (4.2IP, 5H, 2R/ER, 1BB, 6K, 0HR)...took the loss in Game 2 of the World Series at Dodger Stadium (3.1IP, 6H, 4R/ER, 0BB, 3K, 3HR).

RODÓN'S 2024 PITCHING LINES

Date/Opp	Score	W/L	IP	H	R	ER	HR	BB	K	NP/S	ERA	Left Game
3/29 at HOU	7-1	ND	4.1	5	1	1	0	3	4	87/54	2.08	Trailing 1-0
4/3 at ARI*	6-5 (11)	ND	5.1	7	2	2	2	2	3	95/60	2.79	Tied 2-2
4/9 vs. MIA	3-2	W	6.0	5	2	2	0	2	6	89/58	2.87	Leading 3-0
4/16 at TOR*	4-5	L	4.0	5	3	3	0	4	5	101/62	3.66	Trailing 3-1
4/22 vs. OAK	0-2	ND	7.0	1	0	0	0	2	4	92/57	2.70	Tied 0-0
4/27 at MIL*	15-3	W	6.0	2	1	1	1	1	8	93/57	2.48	Leading 11-1
5/2 at BAL	2-7	L	4.0	8	7	6	3	0	6	80/54	3.68	Trailing 6-1
5/8 vs. HOU	9-4	W	6.1	7	2	2	1	0	7	100/69	3.56	Leading 8-2
5/14 at MIN	5-1	W	6.0	6	1	1	1	0	6	102/69	3.31	Leading 5-1
5/19 vs. CWS	7-2	W	6.0	4	2	2	1	2	6	99/60	3.27	Leading 7-2
5/24 at SD	8-0	W	6.0	3	0	0	0	3	2	93/55	2.95	Leading 7-0
5/30 at LAA	8-3	W	6.0	3	3	3	1	1	5	87/58	3.09	Leading 7-2
6/5 vs. MIN	9-5	W	6.0	3	2	2	1	0	9	100/65	3.08	Leading 9-2
6/10 at KC	4-2	W	7.0	5	1	1	0	0	3	103/74	2.93	Leading 4-1
6/15 at BOS	4-8	L	5.0	7	5	5	0	3	7	109/67	3.28	Trailing 5-2
6/21 vs. ATL*	1-8	L	3.2	11	8	7	3	2	3	93/56	3.86	Trailing 8-1
6/27 at TOR*	2-9	L	5.0	10	8	8	2	1	8	107/69	4.42	Trailing 8-2
7/3 vs. CIN*	2-3	L	5.1	3	3	3	2	2	8	95/57	4.45	Trailing 3-0
7/9 at TB*	3-5	L	4.0	5	4	4	1	2	5	95/55	4.63	Trailing 4-1
7/14 at BAL	5-6	ND	4.0	4	2	2	1	3	7	98/58	4.63	Tied 2-2
7/22 vs. TB*	9-1	W	7.0	2	1	1	1	2	10	101/67	4.42	Leading 6-1
7/28 at BOS	8-2	W	6.1	5	2	2	2	1	7	105/68	4.34	Leading 5-2
8/3 vs. TOR*	8-3	W	5.1	3	3	3	1	2	8	106/68	4.37	Leading 6-1
8/10 vs. TEX-G1*	8-0	W	5.2	3	0	0	0	5	6	110/64	4.18	Leading 7-0
8/17 at DET	4-0	L	3.1	7	4	4	0	1	5	90/58	4.34	Trailing 4-0
8/23 vs. COL	3-0	W	6.0	4	0	0	0	1	5	102/65	4.16	Leading 3-0
8/28 at WSH*	2-5	L	5.2	8	5	5	1	2	8	100/68	4.31	Trailing 5-2
9/3 at TEX	4-7	ND	6.0	1	1	1	1	2	11	99/65	4.19	Leading 2-1
9/9 vs. KC*	10-4	ND	6.0	5	4	2	2	1	9	98/67	4.15	Trailing 4-3
9/15 vs. BOS*	5-2	W	5.1	6	2	2	1	2	5	88/57	4.12	Leading 4-2
9/21 at OAK	10-0	W	6.0	5	0	0	0	1	4	90/62	3.98	Leading 10-0
9/27 vs. PIT	2-4	ND	5.1	4	2	2	2	4	5	95/57	3.96	Tied 2-2
Totals (32GS)			16-9	175.0	157	81	77	31	57	195	3.96	

*start came after a team loss / **Bold** - season high

2023

- ▶ In his first season with the Yankees, went 3-8 with a 6.85 ERA (64.1IP, 65H, 51R/49ER, 28BB, 64K, 15HR) in 14 starts...opponents batted .261/.340/.498 (65-for-249, 15HR); LH .195/.320/.439 (8-for-41, 3HR); RH .274/.345/.510 (57-for-208, 12HR)...missed 100 team games due to two injured list stints.
- ▶ Allowed 4H-or-fewer in nine of his 14 starts.



- Began the season on the 15-day injured list with a left forearm strain...was transferred to the 60-day injured list on 6/1...missed 88 team games...made three combined rehab starts with Double-A Somerset and High-A Hudson Valley, going 0-1 with a 0.84 ERA (10.2IP, 1ER) and 17K...was returned from rehab and reinstated from the 60-day injured list on 7/7.
- Made his Yankees debut on 7/7 vs. Chicago-NL and took the loss despite allowing just 2ER in 5.1IP (4H, 2BB, 2K, 1HR, 1WP).
- Took the loss in each of his first three starts from 7/7-19 and four of his first five starts from 7/7-8/1.
- Earned his first win as a Yankee on 7/26 vs. the Mets after allowing just 1ER over 5.2IP (4H, 3BB, 4K, 0HR, 1HP).
- Allowed 2ER-or-fewer in five of eight starts from 7/26-9/12 (G2) and four of five starts from 8/22-9/12(G2).
- Exited his start in the third inning on 8/6 vs. Houston with left hamstring tightness (ND, 2.2IP, 3H, 5ER, 2BB, 5K, 2HR).
- Was placed on the 15-day I.L. on 8/7 with a left hamstring strain...missed 12 team games...was reinstated on 8/22.
- Allowed 3ER-or-fewer in six of seven starts from 8/22-9/24.
- Allowed 2ER-or-fewer in three straight starts from 8/22-9/1, going 1-0 with a 2.87 ERA (15.2IP, 5ER) over that span.
- Recorded the loss in four of his final five starts from 9/7-29, including each of his final three from 9/17-29.
- Took the loss on 9/17 at Pittsburgh despite recording a quality start and notching his 24th career double-digit strikeout game (6.2IP, 6H, 3ER, 0BB, 10K, 1HR, 1WP)...struck out Ke'Bryan Hayes swinging in the fourth inning for his 1,000th career strikeout...his 6.2IP, 10K and 103 pitches were season highs...marked the eighth time in his career he recorded double-digit strikeouts without issuing a walk.
- Tossed at least 6.0IP in back-to-back starts from 9/17-24 after doing so just once in his first 11 starts from 7/7-9/12(G2).
- Allowed a career-high-tying 8R/ER in his final start on 9/29 at Kansas City without recording an out (0.0IP, 6H, 2BB, 1HR)...was the second Yankee in franchise history to allow at least 8R in a game without recording an out (also Bob Kammeyer on 9/18/79 at Cleveland - 8R).

2022

- Went 14-8 with one complete game and a 2.88 ERA (178.0IP, 131H, 59R/57ER, 52BB, 237K, 12HR) over 31 starts with the San Francisco Giants...posted career highs in wins, innings pitched, strikeouts, double-digit strikeout games (11) and games started...opponents batted .202/.263/.308 (131-for-649, 12HR); LH .179/.257/.260 (22-for-123, 2HR); RH .207/.264/.319 (109-for-526, 10HR)...made his second career All-Star Game.
- Led the Majors in K/9.0IP (11.98) and double-digit strikeout games (11), ranked second in WAR among pitchers (6.2, FanGraphs, second in NL), third in strikeouts (second in NL), fourth in opponents' OPS (.571, second in the NL), fifth in opponents' SLG (.308, second in NL), sixth in HR/9.0IP (0.61, fourth in NL) and eighth in opponents' batting average (.202, fourth in the NL)...also ranked sixth in NL in ERA, tied for ninth in wins and tied for 10th in games started.
- Finished sixth in NL Cy Young Award voting.
- His 237K were the fourth-most by a Giants left-handed pitcher in a single season since 1883, trailing only Madison Bumgarner (251K in 2016), Cy Seymour (244K in 1898) and Rube Marquard (238K in 1911).
- Was the fourth Giant (second in the San Francisco-Era) to record at least 200K in his first season with the club...joined Sam Jones (209K in 1959), Amos Rusie (341K in 1890) and Time Keefe (227K in 1885).
- Allowed 2ER-or-fewer in 24 of his 31 starts and 1ER-or-fewer in 18 of those starts...made six scoreless starts.
- Received 3R-or-fewer of support in 20 of his 31 starts.
- His 11.98 K/9.0IP ratio was the highest by a Giants pitcher in franchise history among pitchers who have tossed at least 130.0 innings in a season.
- His Major League-leading 11 double-digit strikeout games were the most in a single season in Giants history (previous high was nine games with at least 10K by Tim Lincecum in 2008 and Jason Schmidt in 2004)...recorded just two double-digit strikeout games over his first 13 starts (4/9-6/17) before recording nine such games over his final 18 starts (6/22-9/29).
- His three games of at least 10K and 0BB were tied for the most by a Giants pitcher in a single season since 1901...joined Kevin Gausman (three in 2021) and Madison Bumgarner (three in 2012 and 2016)...accomplished the feat on 7/31 vs. Chicago-NL (10K and 0BB), 8/23 at Detroit (10K and 0BB) and 9/29 vs. Colorado (10K and 0BB).
- Recorded back-to-back double-digit strikeout games three times: 7/26-31, 8/17-23 and 9/4-9.
- Allowed 2R-or-fewer in six straight starts twice: 4/9-5/9 and 6/1-28.
- 135 of his strikeouts ended with a fastball...according to Statcast, that was the third-highest total in the Majors, trailing only Nestor Cortes (144K) and Gerrit Cole (141K).
- Went 8-2 with a 1.93 ERA (84.0IP, 18ER), 121K and a .199 (61-for-306) opponents' BA in 15 starts at home...his 1.93 home ERA was the second-lowest by a qualified Giants starter in a single season since Oracle Park opened in 2000, trailing only Tim Lincecum's 1.88 home ERA in 2009...ranked fourth in the Majors in home ERA.
- Posted a career-high eight-game winning streak from 8/7/21-4/26/22, posting a 1.59 ERA (51.0IP, 9ER) and 74K in that span.
- Went 4-1 with a 1.80 ERA (35.0IP, 7ER) and 53K in his first six starts from 4/9-5/9...tossed at least 5.0IP and allowed 2R-or-fewer in each of his first six appearances, tied for the third-longest such streak by a Giants pitcher to start a season since 1901...trailed only Juan Marichal's 10-game streak to start the 1966 season and Alex Wood's seven-game streak to start the 2021 season...at the time, his 53K were the second-most by a Giant through his first six starts of a season since at least 1893, trailing only RHP Tim Lincecum's 56K in his first 6GS in 2010...his 53K were the most by any pitcher in his first six starts in a Giants uniform since at least 1893.
- Made his Giants debut on 4/9 vs. Miami and struck out 12 batters in 5.0IP (3H, 1R/ER, 2BB)...his 12K were tied for the second-most by any pitcher in their Giants debut, trailing only Cliff Melton's 13K on 4/25/37 vs. Boston-NL...according to STATS, he was the first Major League pitcher in the Modern Era (since 1900) to record at least 12K in 5.0IP-or-fewer in his debut with a team.

- ▶ His 21K over his first two starts were the second-most by a Giant in his first two starts of the season behind Cliff Melton's 22K in 1937 and also the second-most by a Giant in his first two starts with the organization, also behind Melton's 22K in 1937...his 29K through his first three starts were the most by a Giants starter in their first three starts in the organization since 1901 and the second-most by any Giants starter in his first three starts of a season behind Christy Mathewson's 30K through his first three starts of the 1908 campaign...his 38K through his first four starts were the most by a Giants starter in their first four starts in the organization since 1901, surpassing Tim Lincecum's mark of 35K in the 2009 season.
- ▶ Allowed a career-high-tying 8R/ER on 5/15 at St. Louis after allowing just 7R total over his first six starts of the season (4/9-5/9).
- ▶ Went 10-4 with a 2.60 ERA (128.0IP, 37ER) and 173K in his final 22 starts from 6/1-9/29.
- ▶ In six starts during the month of June, went 3-0 with a 1.25 ERA (36.0IP, 5ER), 41K and a .185 opponents' BA... among pitchers who tossed at least 30.0IP, posted the best ERA in the Majors during the month of June and ranked sixth in opponents' BA...also tied for third in the NL in that span in strikeouts...at the time, his 1.25 ERA was the fifth-lowest by a Giants starting pitcher in the month of June since earned runs became an official stat in 1920...trailing only Juan Marichal's 0.74 ERA in June 1965, Gaylord Perry's 0.90 ERA in June 1966, Johnny Antonelli's 1.15 ERA in June 1954 and Hal Schumacher's 1.17 ERA in June 1933.
- ▶ Posted a career-high 21.0 scoreless inning streak from 6/7-22...was tied for the longest scoreless streak by a Giants pitcher in 2022 and tied for the eighth-longest scoreless streak in the NL.
- ▶ Did not allow a HR in seven straight starts from 6/12-7/14, the longest single-season streak of his career.
- ▶ Tossed his third career complete game and tied his season high with 12K on 7/9 at San Diego (W, 9.0IP, 3H, 1R/ER, 2BB, 0HR)...it marked his second career nine-inning complete game (also his no-hitter on 4/14/21 vs. Cleveland).
- ▶ Was named an All-Star for the second time in his career after going 8-5 with a 2.66 ERA (105.0IP, 31ER) in 18 starts prior to the break...was inactive for the Midsummer Classic due to a blister issue.
- ▶ Went 6-2 with a 2.32 ERA (62.0IP, 16ER) and 89K in his final 11 starts of the season from 7/31-9/29...the Giants went 8-3 over those 11 starts...recorded six double-digit strikeout performances during that stretch.
- ▶ In his final eight starts from 8/17-9/29, struck out 69-of-170BF...posted a 14.22 K/9.0IP (43.2IP, 69K) in that span.
- ▶ During the month of September, went 2-1 with a 2.03 ERA (26.2IP, 6ER) and 46K in five starts.
- ▶ Left his start on 9/14 vs. Atlanta after 71 pitches due to a blister and cracked nail.
- ▶ Was placed on the COVID-19 injured list on 10/4, missing his final start of the season.
- ▶ Signed a two-year contract with the Giants on 3/14 with a player opt-out after the 2022 season...exercised his opt-out on 11/6.
- ▶ Signed a six-year Major League contract with the Yankees extending through the 2028 season on 12/21.

2021

- ▶ In 24 starts with the Chicago White Sox, went 13-5 with one complete game and a 2.37 ERA (132.2IP, 91H, 39R/35ER, 36BB, 18SK, 13HR)...his 2.37 ERA was a career best...opponents batted .189/.255/.306 (91-for-481, 13HR); LH .240/.275/.317 (25-for-104, 1HR); LH .175/.249/.302 (66-for-377, 12HR)...was named to his first career All-Star team.
- ▶ Among pitchers who tossed at least 130.0 innings, ranked first in the Majors in ERA, second in K/9.0IP (12.55, first in AL) and opponents' OPS (.560, first in AL), third in opponents' BA (.189, first in AL), opponents' OBP (.255, first in AL), opponents' SLG (.306, first in AL) and WHIP (0.96, first in AL)...also ranked fourth in the AL in K/BB (5.14), tied for fifth in wins, fifth in HR/9.0IP (0.88) and tied for ninth in strikeouts.
- ▶ According to FanGraphs, his 4.9 WAR was third in the AL and tied for eighth among Major League pitchers.
- ▶ His 2.37 ERA was lowest by a White Sox pitcher with at least 130.0IP since Chris Sale posted a 2.17 ERA in 2014.
- ▶ His .175 opponents' BA vs. righties was the fourth-lowest in the Majors.
- ▶ Allowed 2ER-or-fewer in 19 of his 24 starts...allowed 1ER-or-fewer in 16 of his starts.
- ▶ Recorded five double-digit strikeout games: 12K on 4/29 vs. Detroit, 13K on 5/21 at the Yankees, 10K on 5/26 vs. St. Louis, 10K on 7/18 vs. Houston and 11K on 8/7 at Chicago-NL.
- ▶ Became just the second pitcher in White Sox history to record at least 10K and not allow a walk in three games during a single season, joining Chris Sale (three in 2014).
- ▶ His seven scoreless starts were tied for the sixth-most in the Majors and tied for the most in the AL.
- ▶ In 11 home starts, went 6-3 with a 2.26 ERA (63.2IP, 16ER), 85K and a .170 (38-for-224) opponents' BA...his 2.26 home ERA was the second-lowest by a White Sox pitcher (min. 60.0IP) in Guaranteed Rate Field history, trailing only Alex Fernández in 1994 (2.23 ERA).
- ▶ Began the season with a 16.0 scoreless inning streak from 4/5-20...his streak was tied with Garrett Crochet for the longest by a White Sox pitcher in 2021.
- ▶ Went 5-0 with a 0.58 ERA (31.0 IP, 2ER), 44K and a .114 (12-for-105) opponents' batting average over his first five starts of the season from 4/5-5/7...made three scoreless starts and allowed one earned run twice during the five-start span...at the time, his 0.58 ERA was the lowest by a White Sox starting pitcher in his first five games of a season since earned runs became an official stat in 1920...was the first White Sox pitcher to win his first five starts of a season since Chris Sale won nine straight to begin 2016...marked the first time in his career that he won five consecutive starts.
- ▶ Became just the fifth pitcher in the last 75 years to win his first five starts with a sub-.60 ERA...joined Jordan Zimmermann (0.55 ERA in first 5GS in 2016), Zack Greinke (0.50 ERA in first 5GS in 2009), Pedro Martinez (0.50 ERA in first 5GS in 1997) and Fernando Valenzuela (0.20 ERA in first 5GS in 1981).
- ▶ In his second start of the season on 4/14 vs. Cleveland, threw his first career no-hitter and the 20th no-hitter in club history (9.0IP, 7K, 1HP)...retired his first 25BF before hitting Roberto Pérez in the ninth inning...marked his first complete-game shutout...became just the sixth pitcher to throw a no-hitter with the only baserunner reaching on a HBP...was the first no-hitter by a White Sox pitcher since Lucas Giolito's no-hitter on 8/25/20 vs. Pittsburgh...was the first no-hitter by a White Sox lefthander since Mark Buehrle's perfect game on 7/23/09 vs. Tampa Bay...according to STATS, was the first pitcher in Major League history to throw a no-hitter within two years of having "Tommy John" surgery.



- ▶ Was named the AL "Player of the Week" for the period of 4/12-18 after tossing his no-hitter...marked his first career weekly honor.
- ▶ Recorded at least 8K in a franchise-record 10 straight starts from 5/21-7/18...surpassed the previous mark held by Juan Pizarro (nine from 8/5-9/10/1961).
- ▶ Recorded a career-high 13K on 5/21 at the Yankees...did not walk a batter, becoming the sixth White Sox pitcher (eighth time) to record at least 13K and OBB in a start...joined Chris Sale (14K and OBB on 8/26/16 vs. Seattle and 14K and OBB on 6/19/15 vs. Texas), Javier Vázquez (13K and OBB on 9/17/07 at Kansas City), Jason Bere (13K and OBB on 9/8/93 vs. Boston), Juan Pizarro (13K and OBB on 5/22/64 vs. Washington-AL and 13K and OBB on 9/29/61 at Baltimore) and Gary Peters (13K and OBB on 7/15/63 vs. Baltimore)...became just the fourth White Sox pitcher to record at least 13K in 6.0IP-or-fewer, joining Lucas Giolito (13K in 6.0IP on 8/11/19 vs. Oakland), Reynaldo López (14K in 6.0IP on 4/28/19 vs. Detroit) and José Contreras (13K in 6.0IP on 6/17/06 at Cincinnati).
- ▶ Did not allow a walk and recorded at least 10K in back-to-back starts from 5/21-26...was just the second pitcher in White Sox history to accomplish the feat in back-to-back starts, joining Lance Lynn (also 2G from 4/8-15/21).
- ▶ Struck out Amed Rosario swinging in the third inning in Game 1 on 5/31 at Cleveland for his 600th career strikeout.
- ▶ Took a no-hitter into the seventh inning on 6/13 at Detroit before allowing a one-out double to Eric Haase (W, 7.0IP, 1H, 1R/ER, 2BB, 9K, 0HR).
- ▶ Was named to the AL All-Star team on 7/4 via the player ballot...did not pitch in the game.
- ▶ Retired 21 of his 22BF on 7/18 vs. Houston, allowing just one hit without surrendering a walk (7.0IP, 0R, 10K).
- ▶ Went undefeated in his final six starts of the season from 8/7-9/29, going 5-0 with a 1.93 ERA (28.0IP, 6ER) and 36K in that span.
- ▶ Was placed on the 10-day injured list on 8/11 (retroactive to 8/8) with left shoulder fatigue...was reinstated from the injured list on 8/26.
- ▶ Became the 27th pitcher in White Sox history to record 700 career strikeouts on 9/10 vs. Boston, striking out Rafael Devers swinging in the fourth inning.
- ▶ Made his first career postseason start in ALDS Game 4 vs. Houston and took the loss (2.2IP, 3H, 2R/ER, 2BB, 3K, 1HP).

2020

- ▶ Made just four appearances (two starts) for the White Sox, going 0-2 with a 8.22 ERA (7.2IP, 9H, 7R/ER, 3BB, 6K, 1HR).
- ▶ Made his third career Opening Day roster.
- ▶ Left his second start of the season on 8/3 at Milwaukee with left shoulder soreness (2.0IP, 3H, 1R/ER, 0BB, 1K).
- ▶ Was placed on the 10-day injured list on 8/4 with left shoulder inflammation...was transferred to the 45-day injured list on 9/13 and reinstated on 9/24.
- ▶ Made his final two appearances of the season out of the bullpen...his relief appearance on 9/24 at Cleveland marked his first appearance out of the bullpen since 5/2/15 at Minnesota.
- ▶ Made the postseason for the first time in his career...made his postseason debut in the AL Wild Card Series Game 3 at Oakland (0.0IP, 1H, 2R/ER, 2BB/11BB).
- ▶ Was non-tendered on 12/2.

2019

- ▶ Went 3-2 with a 5.19 ERA (34.2IP, 33H, 22R/20ER, 17BB, 46K, 4HR) in seven starts with the White Sox...missed the majority of the season after undergoing "Tommy John" surgery.
- ▶ Made his first career Opening Day start on 3/28 at Kansas City (L, 5.1IP, 3H, 3R/2ER, 1BB, 6K, 1HP)...became the seventh homegrown pitcher to start a season-opener for the White Sox since 1991, joining Jack McDowell (1991-94), Alex Fernández (1995-96), James Baldwin (1999), Mike Sirotko (2000), Mark Buehrle (2002-06, '08-11) and Chris Sale (2013-16).
- ▶ Posted a 2.89 ERA (28.0IP, 9ER) in his first five starts from 3/28-4/19.
- ▶ Struck out Mike Tauchman swinging in the fifth inning on 4/14 at the Yankees for his 500th career strikeout.
- ▶ Was placed on the 10-day injured list on 5/2 with left elbow inflammation...also was diagnosed with an edema in the flexor mass of his left arm...underwent "Tommy John" surgery on 5/15...was transferred to the 60-day injured list on 6/7.

2018

- ▶ Went 6-8 with a 4.18 ERA (120.2IP, 97H, 61R/56ER, 55BB, 90K, 15HR) in 20 starts with the White Sox...opponents batted .220/.322/.376 (97-for-441, 15HR); LH .245/.360/.500 (23-for-94, 6HR); RH .213/.311/.343 (74-for-347, 9HR).
- ▶ Allowed 2ER-or-fewer in 12 of his 20 starts...recorded two scoreless starts: 0R in 7.1IP on 7/11 vs. St. Louis and 0R in 8.0IP on 8/10 vs. Cleveland.
- ▶ Began the season on the disabled list recovering from his offseason shoulder surgery...was placed on the 10-day disabled list on 3/26 and was transferred to the 60-day disabled list on 4/12.
- ▶ Made four rehab starts between Single-A Kannapolis and Triple-A Charlotte, going 1-0 with a 1.53 ERA (17.2IP, 13H, 3R/ER, 5BB, 28K, 0HR)...left his rehab start with Charlotte on 5/24 vs. Norfolk in the third inning after taking a line drive to the head.
- ▶ Was reinstated from the 60-day disabled list on 6/9 and made his season debut that night at Boston (5.0IP, 6H, 4R/2ER, 2BB, 7K, 2HR).
- ▶ Struck out Khris Davis swinging in the second inning on 6/24 vs. Oakland for his 400th career strikeout.
- ▶ Made nine consecutive quality starts while allowing 5H-or-fewer from 7/5-8/27, marking the longest such streak by a White Sox pitcher since at least 1908...went 5-0 with a 1.84 ERA (63.2IP, 13ER) during the streak.
- ▶ Posted a season-high 15.1 scoreless inning streak from 7/5-24, matching the longest by a White Sox pitcher in 2018 (also Joakim Soria's 15.1 inning streak from 5/30-7/3).



- ▶ Posted a five-game winning streak from 7/11-8/27, going 5-0 with a 1.72 ERA (57.2IP, 11ER) in eight starts... tossed at least 7.0IP in six of those eight starts.
- ▶ Posted a sub-2.00 ERA in July (1.88) and August (1.80).
- ▶ Recorded a 14.0 scoreless inning streak from 8/4-15.
- ▶ Lost five straight decisions for the first time in his career from 9/1-29, going 0-5 with a 9.22 ERA (27.1IP, 28ER) over his final six starts.

2017

- ▶ Made just 12 starts for the White Sox, going 2-5 with a 4.15 ERA (69.1IP, 64H, 35R/32ER, 31BB, 76K, 12HR)... opponents batted .246/.331/.438 (64-for-260, 12HR); LH .286/.333/.413 (18-for-63, 2HR); RH .234/.330/.447 (46-for-197, 10HR).
- ▶ Recorded three double-digit strikeout efforts: 10K on 7/3 at Oakland, 11K on 7/25 at Chicago-NL and 11K on 8/4 at Boston.
- ▶ Began the season on the disabled list...was placed on the 10-day disabled list on 4/2 (retroactive to 3/30) with bursitis in his left biceps...was transferred to the 60-day disabled list on 5/4...combined to make four rehab starts with Single-A Winston-Salem and Triple-A Charlotte...was returned from his rehab assignment and reinstated from the disabled list on 6/28.
- ▶ Made his season debut on 6/28 at the Yankees (L, 5.0IP, 2H, 3R/0ER, 6BB, 2K, 0HR).
- ▶ Lost three straight starts for the first time in his career from 7/9-25.
- ▶ With his 11K in 4.0IP on 7/25 at Chicago-NL, he became the first pitcher in the Modern Era (since 1900) to record 11K in 4.0IP-or-fewer...also drove in both White Sox runs with a two-run double in the second inning, his first career hit.
- ▶ Went 1-1 with a 3.00 ERA (45.0IP, 15ER) in his final seven starts (7/30-9/2) after going 1-4 with a 6.29 ERA (24.1IP, 17ER) in his first five starts (6/28-7/25)...allowed 2ER-or-fewer in six of his final seven starts.
- ▶ Made five consecutive quality starts from 7/30-8/21, going 1-0 with a 2.25 ERA (36.0IP, 9ER).
- ▶ Was scratched from his start on 9/7 vs. Cleveland shortly before first pitch...was placed on the 10-day disabled list on 9/8 (retroactive to 9/5) with left shoulder inflammation and missed the remainder of the season.
- ▶ Underwent arthroscopic surgery on his left shoulder (bursitis and debridement) on 9/27 in Los Angeles.

2016

- ▶ In 28 starts with the White Sox, went 9-10 with a 4.04 ERA (165.0IP, 176H, 82R/74ER, 54BB, 168K, 23HR)... opponents batted .273/.332/.430 (176-for-644, 23HR); LH .232/.273/.336 (29-for-125, 2HR); RH .283/.346/.453 (147-for-519, 21HR)...made his first career Opening Day roster.
- ▶ Tossed at least 6.0IP in 21 of his 28 starts.
- ▶ Recorded three scoreless starts: 6.0IP on 4/13 at Minnesota, 6.2IP on 8/23 vs. Philadelphia and 8.0IP on 9/25 at Cleveland.
- ▶ Went 7-3 with a 3.45 ERA (73.0IP, 28ER) over 12 starts after the All-Star break after going 2-7 with a 4.50 ERA (92.0IP, 46ER) in 16 starts prior to the break.
- ▶ Recorded quality starts in a career-high 10 straight starts from 8/11/15-4/13/16.
- ▶ Went winless in a career-high nine straight starts from 5/28-8/6, going 0-4 with a 4.50 ERA (52.0IP, 26ER) in that span.
- ▶ Struck out Alcides Escobar swinging in the second inning on 6/12 vs. Kansas City for his 200th career strikeout.
- ▶ Was placed on the 15-day disabled list on 7/9 (retroactive to 7/6) with a sprained left wrist...made one rehab start with Triple-A Charlotte (3.2IP, 5H, 3R/2ER, 2BB, 3K, 1HR)...was reinstated on 7/31.
- ▶ In five starts during the month of August, went 3-0 with a 1.47 ERA (30.2IP, 5ER).
- ▶ Recorded seven straight quality starts from 8/6-9/9, going 5-0 with a 1.85 ERA (43.2IP, 9ER) and 40K in that span.
- ▶ Recorded a five-game winning streak for the first time in his career from 8/12-9/9, going 5-0 with a 1.91 ERA (37.2IP, 8ER) in six starts over that span.
- ▶ Tossed a career-high 122 pitches on 8/12 at Miami (6.0IP, 3H, 1R/ER, 3BB, 4K, 0HR).
- ▶ Recorded his only two double-digit strikeout games in his final two starts of the season: 11K on 9/25 at Cleveland and 10K on 9/30 vs. Minnesota...struck out 10 consecutive batters over his two starts from 9/25-30 (his final 3BF on 9/25 and his first 7BF on 9/30)...according to *Elias*, his streak was tied with Tom Seaver (April 1970) and Eric Gagné (May 2003) for the longest strikeout streak in the Majors over the last 50 years (at the time).
- ▶ In his final start of the season on 9/30 vs. Minnesota, struck out his first 7BF...at the time, matched Joe Cowley's club record and the American League record of seven consecutive strikeouts to open a game...also tied Cowley's White Sox record (5/28/86 vs. Texas) for most consecutive strikeouts at any point in a game...struck out Robbie Grossman looking in the first inning to record his 300th career strikeout.

2015

- ▶ Saw his first Major League action with the White Sox, going 9-6 with a 3.75 ERA (139.1IP, 130H, 63R/58ER, 71BB, 139K, 11HR) in 26 games (23 starts)...opponents batted .251/.348/.377 (130-for-517, 11HR); LH .194/.294/.230 (27-for-139, 0HR); RH .272/.367/.431 (103-for-378, 11HR).
- ▶ Ranked among qualified Major League rookies in winning percentage (second, .600), wins (tied for third), innings pitched (fifth), strikeouts (fifth) and starts (tied for fifth).
- ▶ His 139K were the second-highest by a White Sox rookie behind Gary Peters (189K in 1963).
- ▶ Tossed at least 6.0IP and allowed 2ER-or-fewer in 16 of his 23 starts.
- ▶ As a starter, went 9-6 with a 3.79 ERA (133.0IP, 56ER) in 23 starts...posted a 2.84 ERA (6.1IP, 2ER) in three relief appearances.



- ▶ Recorded two double-digit strikeout games, becoming the fourth White Sox rookie to record at least 10K multiple times in a season, joining Jason Bere (twice in 1993), Gary Peters (twice in 1963) and Jack Harshman (three times in 1954).
- ▶ Tossed four scoreless starts: 6.0IP on 6/9 vs. Houston, 6.0IP on 7/10 at Chicago-NL, 6.0IP on 7/26 at Cleveland and 7.0IP on 8/11 vs. Los Angeles-AL.
- ▶ Began the season with Triple-A Charlotte, going 1-0 with a 3.60 ERA (10.0IP, 8H, 5R/4ER, 4BB, 13K, 0HR) in two starts.
- ▶ Was signed to a Major League contract and selected to the active roster on 4/20.
- ▶ Made his Major League debut on 4/21 vs. Cleveland, allowing 2ER in 2.1 innings of relief (3H, 3BB, 1K)...struck out Lonnie Chisenhall swinging in the eighth inning for his first Major League strikeout...prior to his Major League debut, threw just 34.2 innings in the minor leagues...at the time, was the fifth-fewest by a White Sox pitcher since 1987 at the time of his debut.
- ▶ Made his first Major League start and recorded his first career win in Game 2 on 5/9 vs. Cincinnati (6.0IP, 4H, 2ER, 4BB, 8K).
- ▶ Tossed at least 6.0IP and allowed one-or-zero earned runs in four consecutive starts from 5/20-6/9...according to STATS, became the first White Sox rookie to accomplish the feat since Bruce Howard did so in five straight starts in 1964-65.
- ▶ Recorded his first career double-digit strikeout game on 6/4 at Texas (10K)...at 22 years and 176 days old, became the youngest White Sox pitcher to record at least 10K since Jason Bere (22 years, 117 days) recorded 12K on 9/20/93 at California.
- ▶ Tossed his first career scoreless start on 6/9 vs. Houston (W, 6.0IP, 4H, 0R, 2BB, 5K, 1HP).
- ▶ Set a career high with 8R/ER allowed on 7/31 vs. the Yankees (3.0IP, 8H, 4BB, 4K, 1HR).
- ▶ Went 5-2 with a 1.81 ERA (54.2IP, 11ER) in his final eight starts (8/11-9/25) after going 4-4 with a 5.17 ERA (78.1IP, 45ER) in his first 15 starts...tossed at least 6.0IP and allowed 2ER-or-fewer in each of his final eight starts.
- ▶ Recorded his second career double-digit strikeout game on 8/11 vs. Los Angeles-AL (7.0IP, 4H, 0R, 1BB, 11K)...his 11K were the most by a White Sox rookie since Jason Bere recorded 12K on 9/20/93 at California...became the fifth rookie in club history to record at least 11K during a scoreless outing, joining Jason Bere (1993), Gary Peters (1963), Jack Harshman (1954) and Frank Lange (1910)...struck out Albert Pujols swinging in the sixth inning for his 100th career strikeout...reached the 100-strikeout mark in 90.2IP...at the time, was the fastest to reach the mark in franchise history (credit: STATS).
- ▶ Suffered the loss on 8/17 at Los Angeles-AL despite throwing his first career complete game (8.0IP, 4H, 2R/ER, 3BB, 5K, 2HR)...became the first White Sox rookie to throw a complete game since Zach Stewart on 9/5/11 at Minnesota.
- ▶ Allowed 1R-or-fewer and tossed at least 7.0IP in back-to-back starts on 9/8 vs. Cleveland and 9/19 at Cleveland.

2014

- ▶ In his professional debut, combined with the AZL White Sox, Single-A Winston-Salem and Triple-A Charlotte, posting a 2.92 ERA (24.2IP, 20H, 9R/8ER, 13BB, 38K, 0HR) in nine games (six starts).
- ▶ Began the season with the AZL White Sox, posting a 6.00 ERA (3.0IP, 4H, 2R/ER, 0BB, 5K, 0HR) in two games (one start)...was transferred to Single-A Winston-Salem on 7/30 and posted a 1.86 ERA (9.2IP, 7H, 3R/2ER, 5BB, 15K, 0HR) in four games (two starts)...was promoted to Triple-A Charlotte on 8/16 and recorded a 3.00 ERA (12.0IP, 9H, 4R/ER, 8BB, 18K, 0HR) in three starts.
- ▶ Following the season, was tabbed by *Baseball America* as the White Sox's No. 1 prospect and the No. 15 prospect in baseball...was also tabbed by *Baseball America* as having the organization's "Best Slider".

PERSONAL

- ▶ Full name is Carlos Antonio Rodón (pronounced "roe-DOHN").
- ▶ Attended North Carolina State University (2012-14)...set a school record with 436 career strikeouts...became the fourth pitcher in Atlantic Coast Conference history to record 400K...finished his collegiate career with a 2.24 ERA (345.2IP, 86ER) in 50 appearances over three seasons.
- ▶ Went 6-7 with three complete games, a 2.01 ERA (98.2IP, 22ER) and 117K in 14 starts as a junior.
- ▶ Went 10-3 with a 2.99 ERA (132.1IP, 44ER) and school-record 184K in 19 starts as a sophomore in 2013 to lead the Wolfpack to their first College World Series berth since 1968.
- ▶ Was named the ACC Freshman of the Year and the ACC Pitcher of the Year in 2012, becoming the first freshman in conference history to be named the league's Pitcher of the Year...was also named a First-Team All-American that year after going 9-0 with a 1.57 ERA (114.2IP, 20ER) and 135K in 17 games (16 starts).
- ▶ Pitched for the USA Collegiate National Team in both 2012 and 2013.
- ▶ According to *Baseball America*, entered the 2014 Draft as the No. 3 prospect.
- ▶ Graduated in 2011 from Holly Springs (N.C.) High School, where he went 10-1 with a 0.80 ERA as a junior and 11-0 with a 1.40 ERA as a senior.
- ▶ Along with his wife, Ashley, established the Carlos Rodón Foundation in 2024 in honor of their daughter, Willow...after an immensely challenging journey into parenthood with two prior miscarriages, they teamed up with the Nest Egg Foundation to form the Willow Grant, which provides hope and financial support to couples navigating the challenging terrain of infertility...leveraging their platform, they aim to raise awareness and funds offering hope to families seeking fertility treatments like IVF...hosted the first Willow Gala and silent auction on September 30, 2024.

Rodón's Career Pitching Record

Year	Club	W	L	ERA	G	GS	CG	SHO	SV	IP	H	R	ER	HR	HP	BB	SO	WP	BK
2014	AZL White Sox	0	0	6.00	2	1	0	0	0	3.0	4	2	2	0	0	0	5	0	0
	Winston-Salem	0	0	1.86	4	2	0	0	0	9.2	7	3	2	0	0	5	15	1	0
	Charlotte	0	0	3.00	3	3	0	0	0	12.0	9	4	4	0	1	8	18	0	0
2015	Charlotte	1	0	3.60	2	2	0	0	0	10.0	8	5	4	0	2	4	13	1	0
	CHICAGO-AL	9	6	3.75	26	23	1	0	0	139.1	130	63	58	11	8	71	139	7	0
2016	CHICAGO-AL - a	9	10	4.04	28	28	0	0	0	165.0	176	82	74	23	6	54	168	11	1
	Charlotte	0	1	4.91	1	1	0	0	0	3.2	5	3	2	1	0	2	3	0	0
2017	Winston-Salem - b	0	1	13.50	1	1	0	0	0	3.1	4	5	5	1	0	2	6	0	0
	Charlotte	0	3	9.22	3	3	0	0	0	13.2	17	15	14	0	0	7	11	1	0
	CHICAGO-AL - c	2	5	4.15	12	12	0	0	0	69.1	64	35	32	12	3	31	76	4	0
2018	Kannapolis - d	0	0	1.80	1	1	0	0	0	5.0	3	1	1	0	0	0	6	0	0
	Charlotte	1	0	1.42	3	3	0	0	0	12.2	10	2	2	0	0	5	22	2	0
	CHICAGO-AL	6	8	4.18	20	20	0	0	0	120.2	97	61	56	15	12	55	90	4	0
2019	CHICAGO-AL - e	3	2	5.19	7	7	0	0	0	34.2	33	22	20	4	1	17	46	5	0
2020	CHICAGO-AL - f, g	0	2	8.22	4	2	0	0	0	7.2	9	7	7	1	1	3	6	1	0
2021	CHICAGO-AL - h	13	5	2.37	24	24	1	1	0	132.2	91	39	35	13	8	36	185	7	0
2022	SAN FRANCISCO - i	14	8	2.88	31	31	1	0	0	178.0	131	59	57	12	3	52	237	10	0
2023	Somerset - j	0	1	1.29	2	2	0	0	0	7.0	2	1	1	0	0	1	9	0	0
	Hudson Valley	0	0	0.00	1	1	0	0	0	3.2	1	0	0	0	0	2	8	1	0
	YANKEES - k	3	8	6.85	14	14	0	0	0	64.1	65	51	49	15	4	28	64	9	0
2024	YANKEES	16	9	3.96	32	32	0	0	0	175.0	157	81	77	31	10	57	195	3	2
Minor League Totals		2	6	3.98	23	20	0	0	0	83.2	70	41	37	2	3	36	116	6	0
AL Totals		61	55	4.04	167	162	2	1	0	908.2	822	441	408	125	53	352	969	51	3
NL Totals		14	8	2.88	31	31	1	0	0	178.0	131	59	57	12	3	52	237	10	0
Major League Totals		75	63	3.85	198	193	3	1	0	1086.2	953	500	465	137	56	404	1206	61	3
NY Yankees Totals		19	17	4.74	46	46	0	0	0	239.1	222	132	126	46	14	85	259	12	2

Selected by the Milwaukee Brewers in the 16th round of the 2011 First-Year Player Draft but did not sign.

Selected by the Chicago White Sox in the first round (third overall) of the 2014 First-Year Player Draft.

- a - Placed on the 15-day disabled list from July 9 (retroactive to July 6) - July 31, 2016 with a sprained left wrist.
- b - Placed on the 10-day disabled list on April 2, 2017 (retroactive to March 30) with bursitis in his left biceps...was transferred to the 60-day disabled list on May 4 and reinstated on June 28, 2017.
- c - Placed on the 10-day disabled list on September 8, 2017 (retroactive to September 5) with left shoulder inflammation and missed the remainder of the season.
- d - Placed on the 10-day disabled list on March 26, 2018 recovering from left shoulder surgery...was transferred to the 60-day disabled list on April 12, 2018 and was reinstated on June 9, 2018.
- e - Placed on the 10-day injured list on May 2, 2019 with left elbow inflammation...underwent "Tommy John" surgery and was transferred to the 60-day injured list on June 7, 2019 and missed the remainder of the season.
- f - Placed on the 10-day injured list on August 4, 2020 with left shoulder inflammation...was transferred to the 45-day injured list on September 13, 2020 and reinstated on September 24, 2020.
- g - Was non-tendered on December 2, 2020.
- h - Placed on the 10-day injured list from August 11 (retroactive to August 8) - August 26, 2021 with left shoulder fatigue.
- i - Placed on the COVID-19 injured list on October 4, 2022 and missed the remainder of the season.
- j - Placed on the 15-day injured list on March 30, 2023 (retroactive to March 27) with a left forearm strain...was transferred to the 60-day injured list on June 1, 2023 and was reinstated on July 7, 2023.
- k - Placed on the 15-day injured list from August 7 - August 22, 2023 with a left hamstring strain.

Rodón's Postseason Record

Year	Club vs. Opp.	W	L	ERA	G	GS	CG	SHO	SV	IP	H	R	ER	HR	HP	BB	SO	WP	BK
2020	CWS vs. OAK (WC)	0	0	-	1	0	0	0	0	0.0	1	2	2	0	0	2	0	0	0
2021	CWS vs. HOU (DS)	0	1	6.75	1	1	0	0	0	2.2	3	2	2	0	1	2	3	0	0
2024	NYY vs. KC (DS)	0	1	9.82	1	1	0	0	0	3.2	7	4	4	1	0	0	7	1	0
	NY Yankees vs. CLE (CS)	1	0	2.53	2	2	0	0	0	10.2	8	3	3	1	0	1	15	0	0
	NY Yankees vs. LAD (WS)	0	1	10.80	1	1	0	0	0	3.1	6	4	4	3	0	0	3	0	0
Wild Card Totals		0	0	-	1	0	0	0	0	0.0	1	2	2	0	0	2	0	0	0
LDS Totals		0	2	8.53	2	2	0	0	0	6.1	10	6	6	1	1	2	10	1	0
LCS Totals		1	0	2.53	2	2	0	0	0	10.2	8	3	3	1	0	1	15	0	0
World Series Totals		0	1	10.80	1	1	0	0	0	3.1	6	4	4	3	0	0	3	0	0
POSTSEASON TOTALS		1	3	6.64	6	5	0	0	0	20.1	25	15	15	5	1	5	28	1	0

Rodón's All-Star Game Record

Year	Club, Site	W	L	ERA	G	GS	CG	SHO	SV	IP	H	R	ER	HR	HP	BB	SO	WP	BK
2021	CWS, Colorado																		
2022	SF, Los Angeles-NL																		
All-Star Game Totals		-	-	-	-	-	-	-	-	-	-	-	-	-	-	-	-	-	-

Rodón's Career Fielding Record

Position	PCT	G	PO	A	E	TC	DP
Pitcher	.962	198	23	77	4	104	2

Rodón's Regular Season Batting Record

Year	Team	AVG	G	AB	R	H	2B	3B	HR	RBI	SH	SF	HP	BB	SO	SB	CS
2024	NY Yankees																
Major League Totals		.154	198	13	0	2	1	0	0	2	3	0	0	0	6	0	0

Rodón's Career Bests and Streaks

COMPLETE GAMES: 3, last on 7/9/22 at SD (9.0IP). **LOW-HIT COMPLETE GAME:** 0, 4/14/21 vs. CLE (9.0IP). **IP (START):** 9.0 - 2 times (last on 7/9/22 at SD). **IP (RELIEF):** 3.0, 5/2/15 at MIN. **HITS:** 12 - 2 times (last on 7/5/16 vs. NYY). **RUNS:** 8 - 7 times (last on 6/27/24 at TOR). **EARNED RUNS:** 8 - 6 times (last on 6/27/24 at TOR). **WALKS:** 6 - 4 times (last on 7/5/18 at HOU). **STRIKEOUTS:** 13, 5/21/21 at NYY. **HOME RUNS:** 4, 7/19/17 vs. LAD. **WINNING STREAK:** 8g, 8/7/21-4/26/22. **LOSING STREAK:** 6g, 9/1/18-3/28/19. **SCORELESS STREAK (IP):** 21.0, 6/7-22/22.

Pitcher of the Month: None

Player of the Week: 4/12-18/21.


Rookie of the Month: None



JESÚS RODRÍGUEZ • C

97

HT: 5-10 • **WT:** 208 • **BATS:** R • **THROWS:** R
BIRTHDATE: 4/23/02 • **OPENING DAY AGE:** 22
BIRTHPLACE: La Victoria, Venezuela
RESIDES: Cajima, Venezuela
M.L. SERVICE: None (Rookie)



STATUS

- ▶ Signed by the Yankees as a non-drafted free agent on July 2, 2018.

2024

- ▶ Combined with High-A Hudson Valley and Double-A Somerset to bat .302/.375/.481 (89-for-295) with 48R, 15 doubles, 4 triples, 10HR, 47RBI, 33BB and 9SB in 79 games...was tied for sixth among Yankees minor leaguers in triples...appeared defensively in 2024 at catcher (35G/30GS), third base (23G/22GS) and left field (13GS)...threw out 21-of-103 (20.4%) attempted base stealers.
- ▶ Began the season with High-A Hudson Valley, hitting .332/.412/.507 (70-for-211) with 39R, 14 doubles, 4 triples, 5HR, 33RBI, 29BB and 7SB in 56 games...was promoted to Double-A Somerset on 6/19 and hit .226 (19-for-84) with 9R, 1 double, 5RBI, 14RBI, 4BB and 2SB in 23 games.
- ▶ Was added to the Yankees' 40-man roster on 11/19.

2023

- ▶ In 109 combined games with Single-A Tampa and High-A Hudson Valley, hit .310/.399/.450 (122-for-393) with 66R, 20 doubles, 4 triples, 9HR, 62RBI, 55BB and 21SB...ranked among qualified Yankees farmhands in BA (second), triples (tied for third), hits (fourth), OBP (eighth), OPS (.849, ninth), total bases (177, ninth) and SLG (10th)...combined to throw out 18-of-54 (33.3%) attempted base stealers.
- ▶ Began the season with Single-A Tampa, batting .297 (90-for-303) with 53R, 15 doubles, 3 triples, 6HR, 42RBI, 38BB and 15SB in 84 games...was promoted to High-A Hudson Valley on 8/8 and hit .356/.464/.533 (32-for-90) with 13R, 5 doubles, 1 triple, 3HR, 20RBI, 17BB and 6SB in 25 games.
- ▶ Following the season, appeared in 19 games for the Tigres de Aragua in the Venezuelan Winter League, batting .362/.400/.493 (25-for-69) with 13R, 3 doubles, 2HR, 11RBI, 3BB and 4SB.
- ▶ Was named an MiLB.com Organization All-Star.

2022

- ▶ Batted .348/.434/.576 (46-for-132) with 29R, 10 doubles, 4 triples, 4HR, 24RBI, 15BB and 8SB in 37 games with the FCL Yankees.
- ▶ Led qualified Yankees farmhands in batting average and SLG, was tied for first in OPS (1.010) and ranked fourth in OBP...ranked second in the FCL in SLG and OPS, tied for second in triples, third in batting average, fourth in OBP, fifth in total bases (76), tied for fifth in XBH (18) and tied for seventh in hits.
- ▶ Was named a Florida Coast League Postseason All-Star.

2021

- ▶ Combined with the DSL Yankees 1 and DSL Yankees 2 to hit .294/.397/.413 (37-for-126) with 28R, 15 doubles, 22RBI, 22BB and 8SB in 39 games...combined to throw out 28-of-79 (35.4%) attempted base stealers.

2020

- ▶ Did not play due to the COVID-19 Pandemic.

2019

- ▶ Made his professional debut with the DSL Yankees, batting .310/.403/.552 (18-for-58) with 14R, 4 doubles, 2 triples, 2HR, 12RBI and 11BB in 18 games...was named a DSL Mid-Season All-Star...threw out 7-of-27 (25.9%) attempted base stealers.

PERSONAL

- ▶ Full name is Jesús Eduardo Rodríguez Paez.

Rodríguez's Career Playing Record

Year	Club	AVG	G	AB	R	H	2B	3B	HR	RBI	SH	SF	HP	BB	SO	SB	CS	E	OBP	SLG
2019	DSL Yankees	.310	18	58	14	18	4	2	2	12	0	3	0	11	10	3	2	1	.403	.552
2020		Did Not Play - COVID-19 Pandemic																		
2021	DSL Yankees 2	.310	21	58	18	18	4	0	0	10	0	2	0	15	11	5	2	7	.440	.379
2021	DSL Yankees 1	.279	18	68	10	19	11	0	0	12	0	0	1	7	13	3	1	5	.355	.441
2022	FCL Yankees	.348	37	132	29	46	10	4	4	24	0	0	5	15	14	8	3	4	.434	.576
2023	Tampa	.297	84	303	53	90	15	3	6	42	0	3	3	38	52	15	3	20	.378	.426
2023	Hudson Valley	.356	25	90	13	32	5	1	3	20	0	2	3	17	18	6	1	9	.464	.533
2024	Hudson Valley	.356	25	211	39	70	14	4	5	33	0	2	1	29	30	7	3	12	.412	.507
	Somerset	.226	23	84	9	19	1	0	5	14	0	0	2	4	19	2	1	4	.278	.417
Minor League Totals		.311	282	1004	185	312	64	14	25	167	0	12	15	136	167	49	16	62	.397	.477

Signed by the Yankees as a non-drafted free agent on July 2, 2018.



CLARKE SCHMIDT • RHP

36

HT: 6-1 • **WT:** 200 • **BATS:** R • **THROWS:** R
BIRTHDATE: 2/20/96 • **OPENING DAY AGE:** 29
BIRTHPLACE: El Toro, Calif.
RESIDES: Atlanta, Ga.
COLLEGE: University of South Carolina
M.L. SERVICE: 3 years, 148 days



STATUS

- ▶ Selected by the Yankees in the first round (16th overall) of the 2017 First-Year Player Draft.

CAREER NOTES

- ▶ Has made three Opening Day rosters with the Yankees (2022-24).
- ▶ Over his last 40 outings (39 starts) since 5/19/23, is 13-10 with a 3.57 ERA (204.1IP, 188H, 89R/81ER, 62BB, 194K, 24HR)...has allowed 3R-or-fewer in 35 of those 39 starts...allowed 3R-or-fewer in 17 straight starts from 9/25/23-9/24/24, the third-longest such streak in franchise history, trailing only Russ Ford (20GS from 8/9(G2)/1910-5/27(G2)/1911) and Nestor Cortes (19GS from 8/15/21-6/2(G1)/22).
- ▶ Has pitched in the postseason twice (2022 and '24).

2024

- ▶ In 16 starts with the Yankees, went 5-5 with a 2.85 ERA (85.1IP, 71H, 31R/27ER, 30BB, 93K, 8HR)...opponents batted .230/.312/.356 (71-for-309, 8HR); LH .238/.326/.363 (38-for-160, 5HR); RH .221/.296/.349 (33-for-149, 3HR).
- ▶ Allowed 3R-or-fewer in 15 of his 16 starts, including 2R-or-fewer in 10 of those starts and one-or-zero runs in five of those starts.
- ▶ Allowed 3R-or-fewer in each of his first 15 starts of the season from 3/31-9/24...was just the second pitcher in Yankees history to allow 3R-or-fewer in each of his first 15 starts of a season, joining Ron Guidry (also first 15 starts in 1978)...allowed 3R-or-fewer in 17 straight starts from 9/25/23-9/24/24, the third-longest such streak in franchise history, trailing only Russ Ford (20GS from 8/9(G2)/1910-5/27(G2)/1911) and Nestor Cortes (19GS from 8/15/21-6/2(G1)/22).
- ▶ Posted a 2.77 ERA (26.0IP, 8ER) in his five losses...allowed 3R-or-fewer in each of those starts, including 1ER-or-fewer in three of those losses.
- ▶ The Yankees went 11-5 in his starts...the Yankees won each of his first five starts from 3/31-4/24 and eight of his first nine starts from 3/31-5/16.
- ▶ Received 3R-or-fewer of support in 11 of his 16 starts, including 1R-or-fewer in eight of his starts.
- ▶ Posted a 0.84 HR/9.0IP ratio (8HR/85.1IP)...did not allow multiple home runs in a start in 2024...after allowing 5HR over his first seven starts from 3/31-5/4 (36.0IP), surrendered just 3HR over his final nine starts of the season from 5/10-9/29 (49.1IP).
- ▶ Allowed 3BB-or-fewer in 14 of his 16 starts, including 2BB-or-fewer in 10 of those starts.
- ▶ In six starts vs. the AL East, went 1-2 with a 2.45 ERA (33.0IP, 9ER)...allowed 2R-or-fewer in five of those six starts.
- ▶ In eight home starts, went 2-2 with a 4.50 ERA (40.0IP, 20ER)...allowed six of his 8HR at home.
- ▶ In eight road starts, went 3-3 with a 1.39 ERA (45.1IP, 7ER)...allowed 1ER-or-fewer in each of his final seven road starts from 4/13-9/19 (2R/1ER on 4/13-G1 at Cleveland, 1R/ER on 4/29 at Baltimore, 0R on 5/10 at Tampa Bay, 0R on 5/16 at Minnesota, 2R/1ER on 5/26 at San Diego, 0R on 9/7 at Chicago-NL and 3R/1ER on 9/19 at Seattle)...went 3-3 with a 0.90 ERA (40.0IP, 4ER) over that stretch...his seven-start streak of 1ER-or-fewer on the road is tied with Al Downing's seven-start streak in 1968 for the longest single-season streak in franchise history (since ER became an official stat in 1913)...was also tied for the third-longest single-season streak in the Majors in the last 19 years (since 2006), trailing only Dylan Cease's nine-start streak from 5/7-8/11/22 and Kevin Gausman's eight-start streak from 4/1-5/30/21.
- ▶ Recorded at least 6K in 10 of his 13 starts from 4/13-9/24.
- ▶ Earned his first win of the season on 4/13-G1 at Cleveland after allowing 2R/1ER over 5.0IP (3H, 5BB, 7K)...his 5BB marked a career high.
- ▶ Did not record a decision on 4/19 vs. Tampa Bay despite allowing only 1R/ER over 5.1 innings (7H, 0BB, 7K, 1HR, 1HP)...tossed 102 pitches, marking the first time in his career that he threw at least 100 pitches.
- ▶ Recorded his second win of the season on 4/24 vs. Oakland (5.1IP, 4H, 3ER, 2BB, 6K, 1HR, 1HP).
- ▶ Took his first loss of the season on 4/29 at Baltimore despite allowing just 1R/ER over 5.2IP (3H, 3BB, 5K, 1HR, 1WP)...allowed his only run on a leadoff home run by Gunnar Henderson...did not allow a hit to his final 15BF.
- ▶ Won three straight starts from 5/4-16, the second-longest streak of his career (won five straight starts from 6/29-7/29/23).
- ▶ Posted a career-best 17.2 scoreless innings streak from 5/4-21...was the third-longest scoreless streak by a Yankees pitcher in 2024, trailing only Nestor Cortes' 20.0 scoreless inning streak from 8/13-26 and Luke Weaver's 18.0 scoreless inning streak from 4/20-5/20.
- ▶ Recorded his third win of the season on 5/4 vs. Detroit after allowing 3R/ER over 5.0IP (4H, 0BB, 7K, 1HR, 2HP).
- ▶ Recorded back-to-back scoreless starts from 5/10-16 for the first time in his career (0R in 6.2IP on 5/10 at Tampa Bay and 0R in 8.0IP on 5/16 at Minnesota)...was the first Yankee to record back-to-back scoreless starts of at least 6.0IP since Luis Severino from 8/23-28/23.
- ▶ Allowed 2ER-or-fewer in a career-high seven straight starts from 5/10-9/19, going 2-3 with a 1.35 ERA (40.0IP, 6ER)...matched the longest streak by a Yankees starter in 2024 (also Luis Gil's seven-start streak from 5/1-6/4).



- Earned his fourth win of the season on 5/10 at Tampa Bay after tossing 6.2 scoreless innings (5H, 2BB, 6K)...marked his first scoreless start since 5/31/23 at Seattle (5.2IP).
- Recorded his fifth win of the season after tossing a career-high 8.0 scoreless innings on 5/16 at Minnesota (3H, 0BB, 8K, 1HP)...his 8K matched his career high (fifth time, first since 8/20/23 vs. Boston)...threw a career-high 103 pitches.

- Was placed on the 15-day injured list on 5/30 (retroactive to 5/27) with a right lat strain...was transferred to the 60-day injured list on 6/18...missed 86 team games...combined to make three rehab starts with Double-A Somerset (2GS) and Triple-A Scranton/Wilkes-Barre (1GS), posting a 3.18 ERA (11.1IP, 4ER) with 18K...was returned from rehab and reinstated from the injured list on 9/7.

- In his first start back from the I.L. on 9/7 at Chicago-NL, tossed 4.2 scoreless innings (4H, 1BB, 2K).
- Allowed a season-high 4R/ER in his final start of the year on 9/29 vs. Pittsburgh (4.0IP, 3H, 4BB, 5K, 2HP), snapping his season-opening 15-start streak of allowing 3R-or-fewer (3/31-9/29)...his 4R allowed also snapped his 17-start streak of allowing 3R-or-fewer (9/25/23-9/24/24)...marked his most runs in a game since 9/19/23 vs. Toronto (also 4R).
- Made three postseason starts, going 0-1 with a 5.25 ERA (12.0IP, 7ER) and 9K...made his first career postseason start in ALDS Game 3 at Kansas City and did not record a decision (4.2IP, 4H, 2R/ER 1BB, 4K, 0HR, 1HP)...did not record a decision in ALCs Game 3 at Cleveland (4.2IP, 5H, 2R/ER, 2BB, 2K, 1HR)...suffered the loss in World Series Game 3 vs. Los Angeles-NL (2.2IP, 2H, 3R/ER, 4BB, 3K, 1HR).

2023

- Went 9-9 with a 4.64 ERA (159.0IP, 169H, 91R/82ER, 46BB, 149K, 24HR) in 33 games (32 starts) with the Yankees...opponents batted .268/.326/.451 (169-for-630, 24HR); LH .303/375/.500 (92-for-304, 10HR); RH .236/.277/.405 (77-for-326, 14HR).
- Allowed 3R-or-fewer in 25 of his starts, tied for the fourth-most in the AL and tied for the fifth-most in the Majors...trailed only San Diego's Blake Snell (29), Minnesota's Sonny Gray (29), teammate Gerrit Cole (28) and Baltimore's Kyle Bradish (26)...allowed 3R-or-fewer in 20 of his final 23 starts (5/19-9/30), 22 of his final 26 starts (5/3-9/30) and 23 of his final 28 starts (4/23-9/30).
- Tossed at least 5.0 innings in 18 of his final 23 starts (5/19-9/30) and 21 of his final 28 starts (4/23-9/30) after not doing so in his first four starts of the season.
- Recorded a career-high-tying 8K four times: 4/23 vs. Toronto, 4/28 at Texas, 7/15 at Colorado and 8/20 vs. Boston.
- Was winless in his first seven starts from 4/1-5/3...lost a career-high three straight starts from 4/18-28.
- Recorded a career-high-tying 8K on 4/28 at Texas (5.0IP, 10H, 5ER, 1BB, 1HR, 1HP)...struck out Ezequiel Duran swinging in the fifth inning for his 100th career strikeout...his 10H allowed were also a career high.
- Did not allow a HR in eight of 11 starts from 5/3-6/29...allowed just 4HR to 243BF over that span.
- Earned his first win of the season on 5/9 vs. Oakland after allowing just 2ER over 6.0IP (5H, 2BB, 7K, 1HR, 1WP)...marked his first career win as a starter...also marked his first career start of at least 6.0IP.
- Did not allow a HR in a career-high four straight starts from 5/14-31.
- Allowed 3R-or-fewer in 14 straight starts from 5/19-8/8, the fifth-longest such streak in the Majors in 2023, trailing only San Diego's Blake Snell's 23-start streak (5/25-9/25), Minnesota's Sonny Gray's 17-start streak (4/1-7/2), Cleveland's Tanner Bibee's 16-start streak (6/18-9/16) and New York-NL's Kodai Senga's 15-start streak (6/28-9/27-G2).
- Went 7-2 with a 3.12 ERA (75.0IP, 26ER) in 15 games (14 starts) from 5/19-8/8, posting the fifth-lowest ERA in the AL over that span.
- Allowed 2R-or-fewer in six of seven starts from 5/19-6/23, posting a 2.19 ERA (37.0IP, 9ER) over that stretch.
- Went undefeated in 10 straight starts from 6/11-8/8, going 6-0 with a 3.42 ERA (52.2IP, 20ER) in that span.
- Posted a career-high six-game winning streak from 6/29-8/8.
- Won a career-high five consecutive starts from 6/29-7/29...was the longest streak by a Yankees starter since James Paxton's 10-start streak from 8/2-9/21/19.
- The Yankees went 7-0 over his seven starts from 6/29-8/8.
- Made his only relief appearance of the year on 7/9 vs. Chicago-NL (0.2IP, 1K)...marked his first relief appearance since 10/4/22-G2 at Texas.
- Took the loss on 8/14 at Atlanta, allowing a career-high 8ER in 2.1IP (9H, 2BB, 3K, 1HR, 1WP)...marked the shortest start of his career.
- Struck out Spencer Torkelson in the fourth inning on 8/31 at Detroit for his 200th career strikeout.
- Recorded his ninth win of the year on 9/6 vs. Detroit (6.1IP, 5H, 3ER, 0BB, 6K, 0HR)...retired 16 straight batters from the third out in the first inning to the third out in the sixth inning.

SCHMIDT'S 2024 PITCHING LINES

Date/Opp	Score	W/L	IP	H	R	ER	HR	BB	K	NP/S	ERA	Left game
3/31 at HOU	4-3	ND	5.1	7	3	3	1	0	5	75/48	5.06	Leading 3-2
4/6 vs. TOR*	9-8	ND	4.1	6	2	2	0	3	4	91/58	4.66	Leading 6-2
4/13 at CLE-G1*	3-2	W	5.0	3	2	1	0	5	7	85/50	3.68	Leading 3-0
4/19 vs. TB	5-3	ND	5.1	7	1	1	1	0	7	102/69	3.15	Trailing 1-0
4/24 vs. OAK	7-3	W	5.1	4	3	3	1	2	6	92/58	3.55	Leading 5-3
4/29 at BAL	0-2	L	5.2	3	1	1	1	3	5	92/56	3.19	Trailing 1-0
5/4 vs. DET	5-3	W	5.0	4	3	3	1	0	7	91/53	3.50	Leading 5-3
5/10 at TB*	2-0	W	6.2	5	0	0	0	2	6	87/57	2.95	Leading 1-0
5/16 at MIN	5-0	W	8.0	3	0	0	0	0	8	103/69	2.49	Leading 5-0
5/21 vs. SEA*	3-6	L	5.0	4	2	2	1	2	6	100/62	2.59	Trailing 2-0
5/26 at SD	2-5	L	5.0	3	2	1	0	3	6	101/59	2.52	Leading 1-0
9/7 at CHC	2-0	ND	4.2	4	0	0	0	1	2	75/44	2.34	Leading 1-0
9/13 vs. BOS	5-4	ND	5.2	5	2	2	1	1	5	86/61	2.41	Trailing 2-0
9/19 at SEA	2-3	L	5.0	6	3	1	0	3	7	99/57	2.37	Trailing 3-2
9/24 vs. BAL	3-5	L	5.1	4	3	3	1	1	7	100/63	2.55	Trailing 3-1
9/29 vs. PIT*	6-4	ND	4.0	3	4	4	0	4	5	75/44	2.85	Leading 4-3
Totals (16GS)			5-5	85.1	71	31	27	8	30	93	2.85	

*start came after a team loss/**Bold** - season high



2022

- ▶ In 29 games (three starts) with the Yankees, went 5-5 with two saves and a 3.12 ERA (57.2IP, 46H, 23R/20ER, 23BB, 56K, 5HR) over four stints with the club (4/8-5/1, 5/13-6/22, 7/23-8/1, 8/22-10/5).
- ▶ In three starts, went 0-2 with a 4.63 ERA (11.2IP, 13H, 6ER, 2BB, 14K, 0HR)...as a reliever, went 5-3 with two saves and a 2.74 ERA (46.0IP, 33H, 17R/14ER, 21BB, 42K, 5HR) in 26 games...tossed at least 2.0 innings in 13 of his relief appearances and at least 3.0 innings in five of those relief appearances.
- ▶ Recorded five relief appearances of at least 3.0 scoreless innings, tied for the most in the Majors (also Los Angeles-AL's Jaime Barria, Texas' Taylor Hearn and Chicago-NL's Keegan Thompson)...was just the second Yankees pitcher since 2003 to record as many such relief appearances in a season (also Alfredo Aceves' seven relief appearances in 2009).
- ▶ His 10 relief appearances of at least 2.0 scoreless innings were tied for 10th in the Majors.
- ▶ Tossed 3.0 innings in both of his saves...joined Luis Cessa (two in 2018) as the only Yankees relievers to record multiple saves of at least 3.0IP in a season since 2003.
- ▶ Earned his first career win on 4/19 at Detroit after striking out six batters over 3.1 scoreless innings in relief (2H, 1BB, 1HP)...entered the game with the bases loaded and two outs in the second inning and stranded all three inherited runners...marked the longest relief outing of his career.
- ▶ Went 2-0 with two saves, a 0.57 ERA (15.2IP, 1ER) and 14K over seven appearances (one start) from 6/10-8/23...four of his six relief outings were at least 2.0 scoreless innings and three outings were 3.0 scoreless innings.
- ▶ Made his first start of the season on 6/16 vs. Tampa Bay, allowing just 1H over 3.0 scoreless innings (1BB, 5K).
- ▶ Owned a 19.0 scoreless inning streak as a *reliever* over an eight-game stretch from 6/22-9/18.
- ▶ Tossed at least 3.0 scoreless innings in four consecutive *relief* appearances from 7/24-9/8, tied with Mariano Rivera (4G from 4/19-28/96) and Joe Page (4G from 5/28-6/3/49) for the second-longest such streak in franchise history, trailing only Wilcy Moore (5G from 8/7-24/27).
- ▶ Tossed at least 2.0 scoreless innings in six straight relief appearances from 7/24-9/14, tied for the second-longest streak by a Yankees reliever in franchise history, trailing only Mariano Rivera (8G from 4/19-5/12/96)...Bud Daley (6G from 7/25-8/11/62) and Wilcy Moore (6G from 8/6-24/27) also recorded six-game streaks.
- ▶ Recorded his first career save on 7/24 at Baltimore after tossing 3.0 scoreless innings (2H, 2BB, 3K)...was one of a franchise-record 12 pitchers to record a save for the Yankees in 2022.
- ▶ Earned his second career save on 7/30 vs. Kansas City after tossing 3.0 scoreless innings (2H, 1BB, 5K)...was the first Yankee to record a save and toss at least 3.0IP in consecutive outings since Lance McCullers (2G from 8/30-9/3/89).
- ▶ Combined to make three postseason appearances, going 0-2 with a 11.57 ERA (2.1IP, 3ER)...made his first career postseason appearance in ALDS Game 2 vs. Cleveland...entered in the 10th inning and stranded his inherited runner after retiring all 3BF...took the loss in ALDS Game 3 at Cleveland after allowing a "walk-off" single to Oscar González in the ninth (0.1IP, 3H, 1ER, 1K)...also took the loss in ALCS Game 1 at Houston (1.0IP, 2H, 2ER, 2BB, 2HR).

2021

- ▶ Made two appearances (one start) with the Yankees, posting a 5.68 ERA (6.1IP, 4ER) and 6K over two stints (9/12-13, 9/17-19).
- ▶ Missed the first 114 games of the season on the 60-day injured list with a right elbow strain (3/27-8/11)...made four rehab starts with the FCL Yankees, Low-A Tampa and Double-A Somerset from 7/26-8/11, going 0-1 with a 2.92 ERA (12.1IP, 4ER) and 14K...was returned from his rehab assignment, reinstated from the 60-day injured list and optioned to Triple-A Scranton/Wilkes-Barre after the game on 8/11.
- ▶ Combined with the FCL Yankees, Low-A Tampa, Double-A Somerset and Triple-A Scranton/Wilkes-Barre to go 0-2 with a 2.37 ERA (38.0IP, 32H, 18R/10ER, 12BB, 46K, 6HR) in 10 games (nine starts).
- ▶ Following the season, was labeled by *Baseball America* as having the "Best Curveball" in the Yankees system.

2020

- ▶ Saw his first Major League action, going 0-1 with a 7.11 ERA (6.1IP, 5ER) in three games (one start) over two stints with the Yankees (9/4-13, 9/27).
- ▶ Was signed to a Major League contract and selected to the active roster between games of a doubleheader on 9/4 at Baltimore...made his Major League debut in Game 2 on 9/4 at Baltimore after never having pitched professionally above Double-A in his career.
- ▶ Made his first career start on 9/27 vs. Miami and took the loss (4.0IP, 4H, 3ER, 2BB, 4K, 1HP, 1WP).
- ▶ Was part of the Yankees' 40-man postseason player pool, but did not appear on a playoff roster.
- ▶ Attended spring training as a non-roster invitee for the first time in 2020, posting a 2.57 ERA (7.0IP, 9H, 4R/2ER, 3BB, 8K, 1HR) in four games (one start)...was named the 2020 James P. Dawson Award winner, presented annually to the most outstanding rookie in spring training as voted on by Yankees beat writers.
- ▶ Following the season, was tabbed by *Baseball America* as the Yankees' No. 3 prospect and as having the "Best Curveball" among Yankees farmhands...was also named on the publication's Top 100 Prospects list as the No. 64 prospect in Baseball.

2019

- ▶ Combined with Single-A Tampa, GCL Yankees East and Double-A Trenton to go 6-5 with a 3.47 ERA (90.2IP, 79H, 43R/35ER, 28BB, 102K, 4HR) in 19 games (18 starts).
- ▶ Began the season with Tampa and posted a 4-5 record with a 3.84 ERA (63.1IP, 59H, 35R/27ER, 24BB, 69K, 2HR) in 13 games (12 starts) across two stints...on a rehab assignment with the GCL Yankees East, posted a 3.24 ERA (8.1IP, 6H, 3ER, 3BB, 14K, 1HR) without recording a decision in three starts.
- ▶ Was promoted to Trenton on 8/15 and posted a 2-0 record with a 2.37 ERA (19.0IP, 14H, 5ER, 1BB, 19K, 1HR) in three starts...helped Trenton capture their first Eastern League Championship since 2013...went 1-0 with a 0.88 ERA (10.2IP, 4H, 2R/1ER, 3BB, 13K) in two games (one start) in the Eastern League playoffs.
- ▶ Following the season, was named by *Baseball America* as the Yankees' No. 2 prospect, No. 12 prospect in the Florida State League and No. 62 overall prospect...also labeled by *Baseball America* as having the "Best Curveball" in the Yankees system...was named by MLB Pipeline as the No. 5 Yankees prospect.



2018

- ▶ Returned from "Tommy John" surgery and made his professional debut on 6/22 with the GCL Yankees East (1.0IP, 3H, 2ER, 2K)...combined with the GCL Yankees East, GCL Yankees West and short-season Single-A Staten Island to go 0-3 with a 3.09 ERA (23.1IP, 16H, 9R/8ER, 6BB, 30K, 1HR) in eight games (seven starts).
- ▶ Appeared in 6G/5GS for both the GCL Yankees East and GCL Yankees West, posting an 0-2 record with a 4.20 ERA (15.0IP, 12H, 8R/7ER, 4BB, 20K, 1HR) before being promoted to short-season Single-A Staten Island on 7/30.
- ▶ Went 0-1 with a 1.08 ERA (8.1IP, 4H, 1ER, 2BB, 10K) in two starts with short-season Single-A Staten Island.

2017

- ▶ Did not pitch while recovering from "Tommy John" surgery on his right elbow.

PERSONAL

- ▶ In three seasons at South Carolina (2015-17), produced a 15-9 record and 3.21 ERA (229.2IP, 218H, 102R/82ER, 65BB, 254K, 17HR) in 45 games (36 starts)...as a junior in 2017, went 4-2 and ranked second in the nation with a 1.34 ERA (60.1IP, 41H, 15R/9ER, 18BB, 70K, 3HR) in nine starts, posting a 10.44 K/9.0IP ratio and .194 (41-for-211) opponents' BA.
- ▶ Was named to USA Baseball's Golden Spikes Award Midseason Watch List in both 2016 and 2017...was named to the 2017 NCBWA Pre-Season All-America First Team.
- ▶ Was *Baseball America's* No. 31 overall prospect (and No. 17 pitcher) in the 2017 draft...was tabbed by *Baseball America* as having the Best Control in the SEC.
- ▶ Graduated from Allatoona H.S. (Ga.), where he was the Region 5AAAAA 2014 Pitcher of the Year as a senior.
- ▶ His older brother, Clate, pitched in both the Tigers and Reds organizations.
- ▶ His father, Dwight, a pilot for Delta Airlines and a former United States Marine Corps fighter pilot, has flown the Yankees' team plane on several occasions.

Schmidt's Career Pitching Record

Year	Club	W	L	ERA	G	GS	CG	SHO	SV	IP	H	R	ER	HR	HP	BB	SO	WP	BK
2018	GCL Yankees East	0	2	7.04	3	2	0	0	0	7.2	8	7	6	1	1	2	12	1	0
	GCL Yankees West	0	0	1.23	3	3	0	0	0	7.1	4	1	0	0	0	2	8	1	0
	Staten Island	0	1	1.08	2	2	0	0	0	8.1	4	1	1	0	1	2	10	1	0
2019	Tampa	4	5	3.84	13	12	0	0	0	63.1	59	35	27	2	4	24	69	5	0
	GCL Yankees East	0	0	3.24	3	3	0	0	0	8.1	6	3	3	1	0	3	14	2	1
	Trenton	2	0	2.37	3	3	0	0	0	19.0	14	5	5	1	0	1	19	3	0
2020	YANKEES	0	1	7.11	3	1	0	0	0	6.1	7	5	5	0	2	5	7	1	0
2021	FCL Yankees -a	0	0	0.00	1	1	0	0	0	3.0	1	0	0	0	0	0	5	0	0
	Tampa	0	0	3.00	1	1	0	0	0	3.0	1	1	1	0	0	2	4	0	0
	Somerseset	0	1	4.26	2	2	0	0	0	6.1	5	3	2	1	2	5	0	0	0
	Scranton/WB	0	1	2.10	6	5	0	0	0	25.2	25	14	6	4	1	8	32	1	0
	YANKEES	0	0	5.68	2	1	0	0	0	6.1	11	8	4	1	1	5	6	0	0
2022	YANKEES	5	5	3.12	29	3	0	0	2	57.2	46	23	20	5	2	23	56	0	0
	Scranton/WB	2	1	3.27	8	8	0	0	0	33.0	26	13	12	1	2	9	46	0	0
2023	YANKEES	9	9	4.64	33	32	0	0	0	159.0	169	91	82	24	11	46	149	11	2
2024	YANKEES - b	5	5	2.85	16	16	0	0	0	85.1	71	31	27	8	9	30	93	2	0
	Somerseset	0	0	3.24	2	2	0	0	0	8.1	4	3	3	2	0	1	13	0	0
	Scranton/WB	0	0	3.00	1	1	0	0	0	3.0	3	1	1	0	0	1	5	0	0
Minor League Totals		8	11	3.16	48	45	0	0	0	196.1	160	87	69	14	10	57	242	14	1
Major League Totals		19	20	3.95	83	53	0	0	2	314.2	304	158	138	38	25	109	311	14	2

Selected by the Yankees in the first round (16th overall) of the 2017 First-Year Player Draft.

- a - Placed on the 60-day injured list from March 27 - August 11, 2021 with a right elbow strain.
- b - Placed on the 15-day injured list on May 30, 2024 (retroactive to May 27, 2024) with a right lat strain...was transferred to the 60-day injured list on June 18, 2024 and was reinstated on September 7, 2024.

Schmidt's Postseason Record

Year	Club vs. Opp.	W	L	ERA	G	GS	CG	SHO	SV	IP	H	R	ER	HR	HP	BB	SO	WP	BK
2022	NY Yankees vs. CLE (DS)	0	1	6.75	2	0	0	0	0	1.1	3	1	1	0	0	0	1	0	0
	NY Yankees vs. HOU (CS)	0	1	18.00	1	0	0	0	0	1.0	2	2	2	2	0	2	0	0	0
2024	NY Yankees vs. KC (DS)	0	0	3.86	1	1	0	0	0	4.2	4	2	2	0	1	1	4	0	0
	NY Yankees vs. CLE (CS)	0	0	3.86	1	1	0	0	0	4.2	5	2	2	1	0	2	2	0	0
	NY Yankees vs. LAD (WS)	0	1	10.13	1	1	0	0	0	2.2	2	3	3	1	0	4	3	0	0
LDS Totals		0	1	4.50	3	1	0	0	0	6.0	7	3	3	0	1	1	5	0	0
LCS Totals		0	1	6.35	2	1	0	0	0	5.2	7	4	4	3	0	4	2	0	0
World Series Totals		0	1	10.13	1	1	0	0	0	2.2	2	3	3	1	0	4	3	0	0
POSTSEASON TOTALS		0	3	6.28	6	3	0	0	0	14.1	16	10	10	4	1	9	10	0	0

Schmidt's Career Fielding Record

Position	PCT	G	PO	A	E	TC	DP
Pitcher	.982	83	30	26	1	57	3

Schmidt's Regular Season Batting Record

Year	Team	AVG	G	AB	R	H	2B	3B	HR	RBI	SH	SF	HP	BB	SO	SB	CS
2024	NY Yankees																
Did Not Bat																	
Major League Totals		.000	83	1	0	0	0	0	0	0	0	0	0	1	1	0	0

Schmidt's Career Bests and Streaks

COMPLETE GAMES: None. LOW-HIT COMPLETE GAME: N/A. IP (START): 8.0IP, 5/16/24 at MIN. IP (RELIEF): 3.1, 4/19/22 at DET. HITS: 10, 4/28/23 at TEX. RUNS: 8, 8/14/23 at ATL. EARNED RUNS: 8, 8/14/23 at ATL. WALKS: 5, 4/13/24(G1) at CLE. STRIKEOUTS: 8 - 5 times (last on 5/16/24 at MIN). HOME RUNS: 2 - 6 times (last on 9/19/23 vs. TOR). WINNING STREAK: 6g, 6/29-8/8/23. LOSING STREAK: 6g, 8/28/22-4/28/23. SCORELESS STREAK (IP): 17.2IP, 5/4-21/24.

Pitcher of the Month: None


Player of the Week: None

Rookie of the Month: None

BRADEN SHEWMAKE • INF

89

HT: 6-4 • **WT:** 200 • **BATS:** L • **THROWS:** R
BIRTHDATE: 11/19/97 • **OPENING DAY AGE:** 27
BIRTHPLACE: Wylie, Tex.
RESIDES: Celine, Tex.
COLLEGE: Texas A&M University
M.L. SERVICE: 65 days



STATUS

- Was claimed off waivers by the Yankees from the Kansas City Royals on February 5, 2025.

CAREER NOTES

- Has made one Opening Day roster (2024 with Chicago-AL).

2024

- Batted .125 (8-for-64) with 4R, 2 doubles, 1HR, 4RBI, 1BB and 5SB in 29 games with the Chicago White Sox over one stint (3/28-5/17)...appeared defensively for Chicago-AL at shortstop (11G/8GS), third base (8G/7GS) and second base (6GS)...made his first career Opening Day roster.
- Made his White Sox debut on 3/30 vs. Detroit, going 2-for-4 with 2R, 1HR and 1RBI...hit a solo HR in his first at-bat in the second inning off Kenta Maeda for his first Major League hit...became the first White Sox player to homer for his first career hit since C Zack Collins on 6/21/19 at Texas.
- Stole third base and home in the fifth inning on 4/24 at Minnesota.
- In 10 games with Triple-A Charlotte, hit .152 (5-for-33) with 2R, 1 double and 2RBI.
- Suffered a left ankle sprain on 6/1 vs. Worcester...was placed on the minor league injured list on 6/2 and missed the rest of the season.
- Was designated for assignment by Chicago-AL on 1/1/25...was claimed off waivers by Kansas City on 1/8/25 and designated for assignment on 2/2/25...was claimed off waivers by the Yankees on 2/5/25.

2023

- Saw his first Major League action with the Atlanta Braves, appearing in four games (0-for-4) over one stint (5/5-18).
- Was recalled from Triple-A Gwinnett on 5/5 and made his Major League debut that night vs. Baltimore, starting at shortstop (0-for-4).
- Spent the majority of the season with Triple-A Gwinnett, hitting .234 (111-for-474) with 79R, 28 doubles, 3 triples, 16HR, 69RBI, 39BB and 27SB in 122 games...appeared defensively at second base (63G/GS) and shortstop (60G/59GS).
- Among Braves farmhands, ranked first in runs scored, second in doubles and extra-base hits (47), third in total bases (193), fourth in RBI, seventh in hits and eighth in stolen bases.
- Was acquired by the Chicago White Sox from Atlanta along with RHP Michael Soroka, RHP Riley Gowens, LHP Jared Shuster and INF Nicky Lopez in exchange for LHP Aaron Bummer on 11/16.

2022

- In 76 games with Triple-A Gwinnett, hit .259 (72-for-278) with 37R, 14 doubles, 2 triples, 7HR, 25RBI, 23BB and 9SB...appeared defensively at shortstop (65G/64GS) and second base (9G/GS).
- Following the season, was named by *Baseball America* as the Braves' No. 10 prospect.

2021

- Batted .228 (74-for-324) with 40R, 14 doubles, 3 triples, 12HR, 40RBI, 17BB and 4SB in 83 games with Double-A Mississippi...appeared defensively at shortstop (79G/GS).
- Was named an Organization All-Star by MiLB.com.
- Following the season, was tabbed the No. 7 prospect among Braves farmhands by *Baseball America*.

2020

- Did not play due to the COVID-19 pandemic...spent part of the season at the Braves' Alternate Site.
- Following the season, was named by *Baseball America* as the Braves' No. 8 prospect.

2019

- Made his professional debut with Single-A Rome and Double-A Mississippi, hitting .300/.371/.425 (74-for-247) with 44R, 18 doubles, 2 triples, 3HR, 40RBI, 25BB and 13SB in 65 combined games...appeared defensively at shortstop (53G/52GS).



- ▶ Began the season with Single-A Rome, batting .318/.389/.473 (64-for-201) with 37R, 18 doubles, 2 triples, 3HR, 39RBI, 21BB and 11SB in 51 games.
- ▶ Was promoted to Double-A Mississippi on 8/16 and hit .217 (10-for-46) with 7R, 1RBI, 4BB and 2SB in 14 games.
- ▶ Following the season, was tabbed by *Baseball America* as the Braves' No. 9 prospect...was also labeled by the publication as the "Best Defensive Infielder" among Braves farmhands.

PERSONAL

- ▶ Played three seasons at Texas A&M University (2017-19) where he batted .323/.381/.487 (248-for-768) with 135R, 40 doubles, 10 triples, 22HR, 161RBI, 61BB and 32SB in 188 games...was a First Team All-SEC selection in each of his first two seasons (2017 and 2018).
- ▶ Is a 2016 graduate of Wylie East High School (Tex.)...also played quarterback in football and forward in basketball.
- ▶ Was ranked by *Baseball America* as the No. 27 prospect in the 2019 First-Year Player Draft.

Shewmake's Career Batting Record

Year	Club	AVG	G	AB	R	H	2B	3B	HR	RBI	SH	SF	HP	BB	SO	SB	CS	E	OBP	SLG
2019	Rome	.318	51	201	37	64	18	2	3	39	0	1	3	21	29	11	3	9	.389	.473
	Mississippi	.217	14	46	7	10	0	0	0	1	0	1	1	4	11	2	0	1	.288	.217
2020		Did Not Play - COVID-19																		
2021	Mississippi	.228	83	324	40	74	14	3	12	40	0	0	2	17	75	4	2	9	.271	.401
2022	Gwinnett	.259	76	278	37	72	14	2	7	25	0	4	2	23	57	9	0	9	.316	.399
2023	Gwinnett	.234	122	474	79	111	28	3	16	69	0	6	7	39	104	27	1	8	.298	.407
	ATLANTA - a	.000	2	4	0	0	0	0	0	0	0	0	0	0	1	0	0	0	.000	.000
2024	CHICAGO-AL	.125	29	64	4	8	2	0	1	4	0	2	0	1	10	5	1	3	.134	.203
	Charlotte - b, c	.152	10	33	2	5	1	0	0	2	0	0	0	0	7	0	1	1	.152	.182
Minor League Totals		.248	356	1356	202	336	75	10	38	176	0	12	15	104	283	53	7	37	.306	.402
Major League Totals		.118	31	68	4	8	2	0	1	4	0	2	0	1	11	5	1	3	.127	.191

Selected by the Atlanta Braves in the first round (21st overall) of the 2019 First-Year Player Draft.

- a - Acquired by the Chicago White Sox from the Atlanta Braves along with RHP Michael Soroka, RHP Riley Gowens, LHP Jared Shuster and INF Nicky Lopez in exchange for LHP Aaron Bummer on November 16, 2023.
 b - Claimed off waivers by the Kansas City Royals from the Chicago White Sox on January 8, 2025.
 c - Claimed off waivers by the Yankees from the Kansas City Royals on February 5, 2025

Shewmake's Career Fielding Record

Position	PCT	G	PO	A	E	TC	DP
Shortstop	.931	13	7	20	2	29	4
Second Base	.952	6	4	16	1	21	3
Third Base	1.000	8	3	13	0	16	0

Shewmake's Career Home Run Chart

MULTI-HOMER GAMES: None. **TWO-HOMER GAMES:** None. **THREE-HOMER GAMES:** None. **GRAND SLAMS:** None. **PINCH-HIT HR:** None. **INSIDE-THE-PARK HR:** None. **"WALK-OFF" HR:** None. **LEADOFF HR:** None.

Shewmake's Career Bests and Streaks

HITS: 2, 3/30/24 vs. DET. **RUNS:** 2, 3/30/24 vs. DET. **2B:** 1 - 2 times (last on 4/28/24 vs. TB). **3B:** None. **HR:** 1, 3/30/24 vs. DET. **RBI:** 1 - 4 times (last on 5/14/24-G1 vs. WAS). **BB:** 1, 4/4/24 at KC. **SO:** 1 - 11 times (last on 5/12/24 vs. CLE). **SB:** 2, 4/24/24 at MIN. **HIT STREAK:** 2g - 2 times (last from 4/24-28/24). **"WALK-OFF" HITS:** None.

Player of the Month: None

Player of the Week: None

Rookie of the Month: None



GIANCARLO STANTON • DH/OF

27

HT: 6-6 • **WT:** 245 • **BATS:** R • **THROWS:** R
BIRTHDATE: 11/8/89 • **OPENING DAY AGE:** 35
BIRTHPLACE: Panorama, Calif.
RESIDES: Miami, Fla.
M.L. SERVICE: 14 years, 118 days



STATUS

- Was acquired by the Yankees from the Miami Marlins along with cash considerations in exchange for 2B Starlin Castro, RHP Jorge Guzmán and INF José Devers on December 11, 2017...contract extends through the 2027 season with a club option for 2028...had a player opt-out following the 2020 season, which he did not exercise.

CAREER NOTES

- Is a five-time All-Star (2012, '14-15 and '17 with the Marlins and 2022 with the Yankees).
- Has hit 429 home runs through 1,649 career games, the sixth-most home runs through 1,649 career games, trailing only Mark McGwire (504HR), Babe Ruth (466HR), Alex Rodriguez (442HR), Ken Griffey Jr. (432HR) and Albert Pujols (431HR).
- His 429HR are the most in the Majors since 2010 (next: Nelson Cruz-409HR)...had 308HR through the 2019 season, the 16th-highest total all-time for a player before his 30th birthday.
- His 1,103 career RBI are the fourth-most among active players, trailing only Freddie Freeman (1,232RBI), Paul Goldschmidt (1,187RBI) and Nolan Arenado (1,132RBI).
- Has homered against every Major League team in his career.
- His 429 home runs are the most among active players...hit his 400th career home run in his 1,520th career game, becoming the fourth-fastest in Major League history to reach 400 career home runs, trailing only Mark McGwire (1,412 games), Babe Ruth (1,475 games) and Alex Rodriguez (1,489 games)...became the 58th player in Major League history to reach the milestone and the 10th player to accomplish the feat as a Yankee (also Teixeira, Beltrán, A. Soriano, Rodriguez, Sheffield, Jackson, Mantle, Gehrig and Ruth).
- Hit his 300th career homer in his 1,119th career game...at the time, was the fifth-fastest player to reach the mark in Baseball history (in terms of games), trailing only Ralph Kiner (1,087), Ryan Howard (1,093), Juan González (1,096) and Alex Rodriguez (1,117)...Aaron Judge accomplished the feat in his 955th career game in 2024...at 28 years, 295 days old, was the ninth-youngest player at the time to reach the mark in Baseball history.
- Hit 270HR through his first 1,000 career games...only four other players have hit as many home runs through their first 1,000 career games: Aaron Judge (315HR in 993G), Ryan Howard (279), Ralph Kiner (277) and Harmon Killebrew (272).
- Has hit at least 20HR in 13 of his 15 career seasons...is the only player to record 13 such seasons since 2010...Stanton and Nelson Cruz were the only two players with at least 20HR in each season from 2010-18...was the 11th player ever to hit at least 20HR in each of his first nine Major League seasons...was just the 17th player in Major League history to hit at least 20HR in 13 of his first 15 Major League seasons, joining Albert Pujols (14), Chipper Jones (14), Frank Robinson (14), Hank Aaron (14), Eddie Mathews (14), Alex Rodriguez (13), Manny Ramirez (13), Barry Bonds (13), Fred McGriff (13), Eddie Murray (13), Mike Schmidt (13), Reggie Jackson (13), Willie Stargell (13), Billy Williams (13), Willie Mays (13) and Ted Williams (13).
- Has hit at least 25HR in a season 10 times (2011-12, '14-18, '21-22, '24)...is the only player in the Majors to record 10 such seasons over that span...was one of six players (also Mike Trout, Nelson Cruz, Edwin Encarnación, Anthony Rizzo and Justin Upton) to hit at least 25HR in each season from 2014-18.
- Has recorded seven 30HR seasons (2011-12, '14, '17-18, '21-22)...is one of seven players since 2011 to hit 30HR-or-more at least seven times in that span, joining Edwin Encarnación (eight: 2012-19), Nolan Arenado (seven: 2015-19, '21-22), Nelson Cruz (seven: 2014-19, '21), Paul Goldschmidt (seven: 2013, '15, '17-19, '21-22), Manny Machado (seven: 2015-19, '22-23) and Mike Trout (seven: 2012, '14-15, '17-19, '22).
- Is one of six players with at least five 35HR seasons since 2012 (also Nelson Cruz with six, and Aaron Judge, Nolan Arenado, Mike Trout and Edwin Encarnación with five).
- His 36 career multi-homer games are the third-most since 2010, trailing only Manny Machado (43) and Aaron Judge (39)...was one of 11 players in Baseball history with at least 32 multi-HR games prior to turning 30 years old.
- His three career "walk-off" grand slams match Alex Rodriguez (three), Vern Stephens (three) and Cy Williams (three) for the most by any player in Major League history.
- Since the start of his career in 2010, his 14.04 AB/HR ratio ranks sixth in the Majors (min. 3,000PA), trailing only teammate Aaron Judge (11.31), Joey Gallo (13.79), Shohei Ohtani (13.86), Kyle Schwarber (13.87) and Pete Alonso (13.89)...is the 10-best mark all-time, behind Mark McGwire (10.61), Aaron Judge (11.31), Babe Ruth (11.76), Barry Bonds (12.92), Jim Thome (13.76), Joey Gallo (13.79), Shohei Ohtani (13.86), Kyle Schwarber (13.87) and Pete Alonso (13.89).
- In the Statcast Era (since 2015) has recorded a Major League-leading 157 hits with an exit velocity of 115 mph-or-higher (next: Aaron Judge-66).
- Was named the 2022 All-Star Game MVP, becoming the third Yankee to win the All-Star Game MVP (since the award was established in 1962), joining Mariano Rivera (2013) and Derek Jeter (2000).

CAREER HIGHLIGHTS

NL Most Valuable Player
► 2017

AL All-Star Team
► 2022

NL All-Star Team
► 2012, 2014, 2015, 2017

All-Star Game MVP
► 2022

ALCS MVP
► 2024

NL Silver Slugger
► 2014, 2017

Hank Aaron Award
► 2014, 2017



- ▶ Including the postseason, has homered in the same game as teammate Aaron Judge 51 times (45 times during the regular season and six times during the postseason), the third-most games by a pair of Yankees teammates in franchise history, trailing only Lou Gehrig and Babe Ruth (75), and Yogi Berra and Mickey Mantle (56) – credit *Elias*...the Yankees are 45-6 in those games (41-4 during the regular season and 4-2 during the postseason)...their 45 instances during the regular season are the fourth-most by a pair of Yankees teammates, trailing only Lou Gehrig and Babe Ruth (73), Yogi Berra and Mickey Mantle (55), and Bob Meusel and Babe Ruth (47)...homered in the same game 16 times in 2024 (14 times during the regular season and twice during the postseason)...including the postseason, it matched the most games by any pair of teammates in Major League history (also Texas' Alex Rodriguez and Rafael Palmeiro's 16 games in 2002 - credit: *Elias*)...their 14 games during the regular season were tied for the most by any pair of Yankees teammates in a single regular season, matching Roger Maris and Mickey Mantle's 14 games in 1961...were also tied for the third-most games by any pair of teammates in Major League history, trailing only Alex Rodriguez and Rafael Palmeiro's 16 games in 2002 and Barry Bonds and Rich Aurilia's 15 games in 2001.
- ▶ Became the 13th player in Major League history to hit at least 150HR in the AL and NL...joined Carlos Beltrán, Ellis Burks, Ken Griffey Jr., Vladimir Guerrero, Carlos Lee, Manny Machado, Fred McGriff, Mark McGwire, Albert Pujols, Frank Robinson, Alfonso Soriano and Dave Winfield.
- ▶ Homered in six straight games vs. the Red Sox from 9/24/21-4/9/22 (including the 2021 AL Wild Card Game)...according to *Elias*, was the first player in Major League history to homer in six consecutive games against Boston including the postseason (previous: 5G by Jim Thome from 4/17-6/8/97, 5G by Ken Griffey Jr. from 9/3/96-4/6/97 and 5G by Mickey Mantle from 4/19-5/23/54).
- ▶ Won the 2017 National League Most Valuable Player Award after leading the Majors with 59HR and 132RBI and hitting .281/.376/.631 (168-for-597) with 123R, 32 doubles and 85BB in 159 games with the Marlins.
- ▶ Was the fifth player to be acquired by the Yankees the year immediately after leading or tying for a league lead in HRs, joining Babe Ruth (acquired in 1920), Johnny Mize (1949), Alex Rodriguez (2004) and Chris Carter (2017).
- ▶ With his trade from the Marlins to the Yankees on 12/11/17, became the second reigning league MVP in Major League history to be traded prior to the start of the following season; on 2/16/04, the Yankees acquired reigning AL MVP Alex Rodriguez from Texas in exchange for Alfonso Soriano and a PTBNL (Joaquin Arias)...*Elias* notes that the only other MVPs to change teams in the season following their award were Barry Bonds (1992 NL MVP with Pittsburgh) and Shohei Ohtani (2023 AL MVP with Los Angeles-AL).
- ▶ His acquisition made the 2018 Yankees the second team in Major League history to acquire Baseball's reigning home run champion after leading the Majors in team homers the prior year; the 1919 Yankees led the Majors with 45 home runs, then acquired Babe Ruth (29HR in 1919) from Boston prior to the 1920 season (credit: *Elias*).
- ▶ Made his postseason debut in 2018...his 1,144 career regular season games at the time of his first playoff game were second-most among active players who had never reached the postseason, behind Seattle's Kyle Seager (1,155G at the time of Stanton's playoff debut)...his 305 regular season home runs led that group, 112 more than second-place Khris Davis (193HR), who also made his playoff debut in the 2018 AL Wild Card Game with Oakland.
- ▶ Has made the postseason six times (2018-22, '24), batting .265/.331/.662 (40-for-151) with 25R, 6 doubles, 18HR, 40RBI and 17BB in 41 postseason games...has reached base safely in 35-of-41 postseason games...18 of his 40 hits in the postseason are home runs and 24 are extra-base hits (18HR, 6 doubles).
- ▶ His 7HR during the 2024 postseason were the most by a Yankee in a single postseason and tied for the seventh-most in Major League history...his 16RBI during the 2024 postseason were the second-most by a Yankee in a single postseason (since RBI became an official stat in 1920), trailing only Alex Rodriguez's 18RBI in 2009.
- ▶ His 18HR in the postseason are tied with Mickey Mantle (18HR) for the third-most in Yankees history, trailing only Bernie Williams (22HR) and Derek Jeter (20HR)...his 18 postseason home runs are the most by a Major League player in his first 41 career postseason games (previous: Carlos Beltrán & Nelson Cruz-16HR)...has 5HR in his last eight games, 6HR in his last 10 games, 7HR in his last 12 games and 17HR in his last 33 postseason games (since 2019 ALCS Game 1)...six of his last nine postseason home runs (since 2022) have either tied the game (one) or given the Yankees the lead (five)...had 10HR in 15 postseason games from 2019 ALCS Game 1 through 2022 ALDS Game 5...was just the third player in Major League history to hit at least 10HR over a 15-game span in the postseason, joining Babe Ruth (11HR from 1926 World Series Game 4 through 1932 World Series Game 3) and Jim Thome (10HR from 1998 ALDS Game 1 through 1999 ALDS Game 5).
- ▶ Homered in five straight games from 2020 AL Wild Card Series Game 1 through 2020 ALDS Game 3, the longest postseason homer streak in franchise history and tied with Adolis García (5G in 2023), George Springer (5G from 2017-18) and Carlos Beltrán (5G in 2004) for the second-longest in Major League history (Daniel Murphy, 6G in 2015)...also homered in four straight games from 2024 ALCS Game 3 - 2024 World Series Game 1, becoming the only player in Major League history to homer in four straight postseason games multiple times.
- ▶ His 8.39 AB/HR ratio in the postseason is the lowest by any player in Major League history (min. 75AB).
- ▶ His three career home runs in "winner-take-all" postseason games are tied for the second-most home runs in "winner-take-all" games in Major League history, trailing only Aaron Judge (4HR).
- ▶ Since the 2020 ALDS, has hit .357/.375/1.000 (10-for-28) with 6HR, 23RBI, 3BB and 2SF with RISP in 29 postseason games.
- ▶ Was named the 2024 ALCS MVP after hitting 4HR in five games, including a game-tying two-run HR in the sixth inning of ALCS Game 5 at Cleveland...drove in seven of the Yankees' 29R during the ALCS.
- ▶ His 267HR with the Marlins are the most in franchise history...is one of only three active players who hold a franchise's all-time home run lead, joining Mike Trout (378HR with Los Angeles-AL) and Manny Machado (167HR with San Diego).
- ▶ Won the Home Run Derby at San Diego's Petco Park in 2016, defeating the defending champion, Chicago-AL's Todd Frazier, in the final round to become the first Marlin to win the event...set a then-Derby record with 61 home runs over three rounds (24HR in Round 1, 17HR in semifinals, 20HR in finals), topping the previous mark of 41 by Philadelphia's Bobby Abreu at Detroit's Comerica Park in 2005...according to MLB Statcast, his home runs traveled an estimated combined distance of 27,187 feet (5.15 miles).
- ▶ Is also the Marlins' all-time leader in RBI (672), extra-base hits (479) and total bases (1,983)...ranks second in walks (487), third in runs scored (576), doubles (202) and games played (986), and fifth in hits (960)...his 33.6 WAR is the most by any player in Marlins history (FanGraphs)...his 60 assists lead all Marlins outfielders.



- ▶ Led the Marlins in home runs each season from 2011-17...according to *Elias*, is the only active player to outright lead the same franchise in home runs in at least seven consecutive seasons.
- ▶ His 37 career home runs against the Nationals are the most among active players and his 38HR vs. the Mets are the second-most by any active player (Bryce Harper-39HR)...his 22HR at Nationals Park and 24HR at Citi Field are the most by any visitor.
- ▶ Has made 14 Opening Day rosters, seven with the Marlins (2011-17) and seven with the Yankees (2018-24)...has reached base in 11-of-32 Opening Day plate appearances with the Yankees, batting .300/.344/.733 (9-for-30) with 6R, 1 double, 4HR, 8RBI and 2BB.

2024

- ▶ Hit .233 (97-for-417) with 49R, 20 doubles, 27HR, 72RBI and 38BB in 114 games with the Yankees...47 of his 97 hits were extra-base hits.
- ▶ The Yankees went 23-4 when he homered...the Yankees went 70-39 in games he started.
- ▶ Batted .278/.350/.583 (30-for-108) with 9 doubles, 8HR, 48RBI, 13BB and 2SF with RISP.
- ▶ Hit at least 20HR for the 13th time in his career and 25HR for the 10th time in his career (also 2011-12, '14-18, '21-22)...is the only active player to record 10 such seasons (next: Mike Trout and Manny Machado - nine).
- ▶ Homered in back-to-back games eight times: 3G from 8/22-25 and 2G from 4/6-7, 5/7-8, 5/17-18, 5/23-24, 6/11-12, 8/10(G2)-11 and 9/1-2.
- ▶ Reached base safely in 30 of his final 40 games (8/7-G2-9/29) and in 43 of his final 55 games (6/11-9/29).
- ▶ Recorded his 500th hit as a Yankee with a fifth-inning single on 4/6 vs. Toronto.
- ▶ Hit his 11th career regular season grand slam and his sixth with the Yankees in the third inning on 4/7 vs. Toronto (also hit a grand slam in the ninth inning in 2020 ALDS Game 1 at Tampa Bay in San Diego)...was his first grand slam since his "walk-off" grand slam in the ninth inning on 9/20/22 vs. Pittsburgh...his 4RBI were his most in a game since 8/2/23 vs. Tampa Bay (also 4RBI).
- ▶ Hit his first career HR against the Marlins on 4/10...with that HR, has now homered against all 30 teams in his career.
- ▶ His HR on 5/8 vs. Houston had an exit velocity of 119.9 mph, his third-hardest hit HR in the Statcast Era (since 2015), trailing only his 121.7 mph HR on 8/9/18 vs. Texas and 121.3 mph HR on 7/25/20 at Washington...also marked the fifth-hardest hit HR in the Statcast Era (since 2015) by any Major League player (also Ronald Acuña Jr.-121.2 mph HR on 9/2/23 at Los Angeles-NL and Aaron Judge-121.1 mph HR on 6/10/17 vs. Baltimore).
- ▶ In 18 games in June, hit .304/.377/.551 (21-for-69) with 11R, 2 doubles, 5HR, 16RBI, 7BB and 1HP.
- ▶ Drove in a run in five straight games from 6/1-6, his longest such streak since a five-game streak from 8/21-27/21.
- ▶ Recorded his 1,500th career hit with an RBI double in the ninth inning on 6/2 at San Francisco.
- ▶ Recorded his 150th home run with the Yankees in his 603rd game with the club on 6/4 vs. Minnesota, becoming the sixth-fastest Yankee to do so, trailing only Babe Ruth (411G), Roger Maris (508G), Aaron Judge (552G), Alex Rodriguez (557G) and Jason Giambi (599G)...became the 13th player in Major League history to hit at least 150HR in the AL and NL, joining Carlos Beltrán, Ellis Burks, Ken Griffey Jr., Vladimir Guerrero, Carlos Lee, Manny Machado, Fred McGriff, Mark McGwire, Albert Pujols, Frank Robinson, Alfonso Soriano and Dave Winfield.
- ▶ Hit .311/.358/.568 (23-for-74) with 11R, 4 doubles, 5HR, 16RBI, 5BB, 1HP and 1SF over 20 games from 6/11-8/12.
- ▶ Was placed on the 10-day I.L. with a left hamstring strain on 6/23...missed 28 team games...was reinstated on 7/29.
- ▶ Recorded a season-high-tying 4RBI on 8/11 vs. Texas, hitting a sac fly in the first inning and his 20th home run of the season with a three-run shot in the fifth inning...has hit at least 20HR in 13 of his 15 Major League seasons...became just the 17th player in Major League history to hit at least 20HR in 13 of his first 15 Major League seasons, joining Albert Pujols (14), Chipper Jones (14), Frank Robinson (14), Hank Aaron (14), Eddie Mathews (14), Alex Rodriguez (13), Manny Ramirez (13), Barry Bonds (13), Fred McGriff (13), Eddie Murray (13), Mike Schmidt (13), Reggie Jackson (13), Willie Stargell (13), Billy Williams (13), Willie Mays (13) and Ted Williams (13)...is the only player in the Majors to hit at least 20HR in 13 seasons since 2010.
- ▶ Hit his 300th career double with a pinch-hit, bases-clearing double in the eighth inning on 8/31 vs. St. Louis.
- ▶ Batted .273/.339/.709 (15-for-55) with 9R, 3 doubles, 7HR, 16RBI, 6BB, 1SF and 1SB in 14 postseason games...his 7HR were the most by a Yankee in a single postseason and tied for the seventh-most in Major League history...four of his 7HR either tied the game (one) or put the Yankees in the lead (three)...his 16RBI in the playoffs were the second-most by a Yankee in a single postseason (since RBI became an official stat in 1920), trailing only Alex Rodriguez's 18RBI in 2009.
- ▶ Recorded six go-ahead RBI, becoming one of just two players in Yankees history to record at least six go-ahead RBI in a single postseason (since RBI became an official stat in 1920), joining Bernie Williams (seven in 1996).
- ▶ Batted .375/.444/.688 (6-for-16) with 1R, 2 doubles, 1HR, 4RBI, 2BB and 1SB in the ALDS vs. Kansas City...his three go-ahead RBI in the ALDS vs. Kansas City matched the most by a Yankee in a Division Series (also Don Mattingly's three go-ahead RBI in the 1995 ALDS)...only Bernie Williams (four in 1996 ALCS), Chris Chambliss (four in 1976 ALCS) and Lou Gehrig (four in 1928 World Series) have recorded more go-ahead RBI in a postseason series in franchise history (since RBI became an official stat in 1920)...recorded three hits in ALDS Game 3, including a go-ahead solo HR in the eighth inning...was the first Yankee to hit a go-ahead home run in the eighth inning-or-later in the postseason since Raúl Ibáñez hit a "walk-off" HR in the 12th inning in 2012 ALDS Game 3 vs. Baltimore...also recorded a stolen base, his first stolen base (regular season and postseason) since 8/3/20 vs. Philadelphia.
- ▶ Was named the ALCS MVP after hitting 4HR in five games, including a game-tying two-run HR in the sixth inning of ALCS Game 5 at Cleveland...also hit a go-ahead solo HR in the eighth inning of ALCS Game 3 at Cleveland...drove in seven of the Yankees' 29R during the ALCS.
- ▶ Homered in four straight games from ALCS Game 3 - World Series Game 1, the second-longest streak of his postseason career, trailing only a five-game streak from 2020 ALWCWS Game 1 - 2020 ALDS Game 3...became the first player in Major League history to homer in four straight postseason games multiple times.
- ▶ Hit 2HR and recorded 5RBI during the World Series against Los Angeles-NL...hit a go-ahead two-run HR in the sixth inning in Game 1 of the World Series.



2023

- ▶ Batted .191 (71-for-371) with 43R, 13 doubles, 24HR, 60RBI and 41BB in 101 games with the Yankees...appeared defensively in both RF (31G/GS) and LF (2G/GS)...also made 65 starts as the DH.
- ▶ According to Statcast, recorded four of the 10 hardest hits and nine of the 33 hardest hits in the Majors. 37 of his 71 hits went for extra bases (13 doubles, 24HR).
- ▶ Homered in consecutive games three times: 2G from 4/1-2, 2G from 7/14-15 and 3G from 8/2-4.
- ▶ Hit 5HR in his first 14 games from 3/30-6/2.
- ▶ His two-run HR in the third inning on 4/2 vs. San Francisco had a projected distance of 485 ft....at the time, it marked his second-longest HR in the Statcast Era (since 2015), trailing only a 504 ft. HR he hit on 8/6/16 at Colorado with Miami...his HR also marked the third-longest HR in terms of projected distance at the current Yankee Stadium since 2015, trailing only Aaron Judge's 496 ft. HR on 9/30/17 vs. Toronto and 495 ft. HR on 6/11/17 vs. Baltimore...marked his third HR in the Statcast Era to have a projected distance of at least 480 ft. (also a 504 ft. HR on 8/6/16 at Colorado with Miami and a 483 ft. HR on 7/25/20 at Washington with the Yankees).
- ▶ Exited the game on 4/15 vs. Minnesota with a hamstring strain.
- ▶ Was placed on the 10-day injured list on 4/16 with a left hamstring strain...missed 43 team games...made one rehab appearance with Double-A Somerset (0-for-3, 1BB)...was returned from rehab and reinstated from the 10-day injured list on 6/1.
- ▶ In his first game back from the injured list on 6/2 at Los Angeles-NL, hit a solo HR in the fourth inning...marked his first game since 4/15 vs. Minnesota.
- ▶ Seven of his 11HR from 6/13-8/3 gave the Yankees the lead.
- ▶ Notched 20RBI over 20 games from 6/25-7/22.
- ▶ Recorded his only multi-HR game of the season and the 36th of his career on 7/8 vs. Chicago-NL...marked his first multi-HR game since 5/12/22 at Chicago-AL (also 2HR).
- ▶ Recorded 40RBI over his final 62 games of the season from 7/8-9/28.
- ▶ Recorded his 1,000th career RBI with his HR in the second inning on 7/15 at Colorado...his 4RBI marked his most since 9/20/22 vs. Pittsburgh (also 4RBI).
- ▶ Played in his 1,500th career game on 8/11 at Miami...his 396 career home runs at the time of the game were the fifth-most by any player through his first 1,500 career games in Major League history...trailing only Mark McGwire (438HR), Babe Ruth (415HR), Alex Rodriguez (401HR) and Juan González (397HR).
- ▶ Hit his 20th home run of the season on 8/30 at Detroit with a solo HR in the fourth inning...reached the 20HR plateau for the 12th time of his career.
- ▶ Hit his 400th career home run on 9/5 vs. Detroit with a go-ahead two-run HR in the sixth inning...accomplished the feat in his 1,520th career game, becoming the fourth-fastest in Major League history to reach 400 career home runs, trailing only Mark McGwire (1,412 games), Babe Ruth (1,475 games) and Alex Rodriguez (1,489 games)...became the 58th player in Major League history to reach the milestone and the 10th player to accomplish the feat as a Yankee (also Teixeira, Beltrán, A. Soriano, Rodriguez, Sheffield, Jackson, Mantle, Gehrig and Ruth)...at the time, was one of just three active players to reach 400HR, joining Miguel Cabrera and Nelson Cruz.
- ▶ Hit his 23rd home run of the season with a game-tying two-run HR in the 12th inning on 9/10 vs. Milwaukee...was the first Yankee to hit a HR to either tie the game or give the Yankees the lead in the 12th inning-or-later since Aaron Judge broke a 0-0 tie with a two-run HR in the 13th inning on 6/6/18 at Toronto...was the first Yankee to hit a HR to tie the game or give the Yankees the lead in the 12th inning-or-later when the team was trailing since Brian McCann hit a "walk-off" three-run HR in the 12th inning on 7/3/15 vs. Tampa Bay (Yankees had been trailing 5-4).

2022

- ▶ In 110 games with the Yankees, hit .211/.297/.462 (84-for-398) with 53R, 7 doubles, 31HR, 78RBI and 50BB...made 65 starts as the DH and 38 in the outfield (34GS in RF and 4GS in LF), his most in the outfield since 2018 (72GS)...was named to his fifth career All-Star team (first in AL).
- ▶ Hit at least 30HR for the seventh time in his career (also 2011-12, '14, '17-18, '21)...his 31HR were tied for the ninth-most in the AL...17 of his 31HR either tied the game (five) or gave the Yankees the lead (12).
- ▶ Homered in consecutive games six times: 3G from 5/10-13, 6/26-29 and 10/1-4(G) and 2G from 4/8-9, 6/23-24 and 9/10-11.
- ▶ Recorded 14 of the 62H in the Majors in 2022 that had an exit velocity of at least 115.0 mph.
- ▶ Hit .309/.357/.568 (43-for-139) with 15R, 3 doubles, 11HR, 35RBI and 12BB in his first 36 games from 4/8-5/21.
- ▶ Homered in each of his first two games of the season, a HR on Opening Day and a HR on 4/9 vs. Boston...marked the second time in his career that he homered in the first two games of a season (also 2020).
- ▶ Homered in six straight games vs. the Red Sox from 9/24/21-4/9/22 (including the 2021 AL Wild Card Game)...became the first player in Major League history to homer in six consecutive games against Boston including the postseason (previous: 5G by Jim Thome from 4/17-6/8/97, 5G by Ken Griffey Jr. from 9/3/96-4/6/97 and 5G by Mickey Mantle from 4/19-5/23/54).
- ▶ Hit his 350th career HR on 4/27 vs. Baltimore, a two-run HR in the first inning...his 350th career home run came in his 1,341st career game...according to *Elías*, became the seventh-fastest player (in terms of games) in Major League history (at the time) to accomplish the feat...trailing only Mark McGwire (1,280G), Juan González (1,298G), Alex Rodriguez (1,301G), Harmon Killebrew (1,319G), Albert Pujols (1,320G) and Babe Ruth (1,329G).
- ▶ Hit .301/.388/.616 (22-for-73) with 10R, 2 doubles, 7HR, 21RBI and 11BB in 20 games during the month of May.
- ▶ Homered in three straight games from 5/10-13, hitting 4HR in that span.
- ▶ Recorded a career-high 6RBI and his only multi-HR game of the season on 5/12 at Chicago-AL...marked the 35th multi-HR game of his career and first since 6/9/21 at Minnesota (2HR).
- ▶ Was placed on the 10-day injured list on 5/25 with right ankle inflammation...missed nine team games...was reinstated on 6/4.
- ▶ Homered in three straight games from 6/26-29, the second time in 2022 he homered in three consecutive games (also 5/10-13).



- ▶ Hit his 100th HR as a Yankee with a go-ahead solo-HR in the fourth inning of Game 2 on 7/2 at Cleveland...was his 20th HR of the season.
- ▶ Was named to his fifth career All-Star team (also 2012, '14-15 and '17 with Miami) and his first in the American League...it marked his second fan-elected starting assignment (also 2015 but did not play; started in 2014 and '17 but was originally named to the team as a reserve)...with his start in LF and teammate Aaron Judge starting in RF, became the first pair of Yankees outfielders to earn fan-elected starts together since Hall of Famers Dave Winfield and Rickey Henderson in 1988.
- ▶ Was named the All-Star Game MVP after hitting a game-tying two-run HR in the fourth inning off Los Angeles-NL's Tony Gonsolin (1-for-2)...became the third Yankee to win the All-Star Game MVP (since the award was established in 1962), joining Mariano Rivera (2013) and Derek Jeter (2000).
- ▶ Was placed on the 10-day injured list on 7/26 (retroactive to 7/24) with left Achilles tendonitis...missed 28 team games...went a combined 0-for-7 with 3K in two rehab games with Double-A Somerset...was returned from rehab and reinstated on 8/25.
- ▶ Prior to going on the injured list on 7/26, his 24HR from 4/8-7/25 were tied for the third-most in the AL and tied for the sixth-most in the Majors in that span...his 61RBI in that span were also the fifth-most in the AL.
- ▶ Hit a "walk-off" grand slam in the ninth inning on 9/20 vs. Pittsburgh...according to *Elias*, became the 11th Yankee in franchise history and the second in 2022 to hit a "walk-off" grand slam, joining Josh Donaldson (8/17/22 vs. Tampa Bay), Mark Teixeira (9/28/16 vs. Boston), Alex Rodriguez (4/7/07 vs. Baltimore), Jason Giambi (5/17/02 vs. Minnesota), Mike Pagliarulo (5/8/87 vs. Minnesota), Ruppert Jones (8/12/80 vs. Chicago-AL), Joe Pepitone (4/17/69-G1 vs. Washington-AL), Charlie Keller (8/12/42 vs. Boston), Red Ruffing (4/14/33 vs. Boston) and Babe Ruth (9/24/25 vs. Chicago-AL)...*Elias* also notes that Stanton was just the fourth Yankee to hit a "walk-off" grand slam with the club trailing by 3R, joining Josh Donaldson (trailing 7-4 in the 10th inning), Jason Giambi (trailing 12-9 in the 14th inning) and Babe Ruth (trailing 5-2 in the 10th inning)...marked his third career "walk-off" grand slam (also in the ninth inning on 4/18/14 vs. Seattle with Miami and in the ninth inning on 5/13/12 vs. the Mets with Miami)...his three career "walk-off" grand slams match the most by any player in Major League history, tying Alex Rodriguez (three), Vern Stephens (three) and Cy Williams (three)...his "walk-off" grand slam was his ninth career "walk-off" hit and fourth as a Yankee (first since a "walk-off" single in the 11th inning on 9/3/21 vs. Baltimore)...was his fifth career "walk-off" HR and second as a Yankee (also "walk-off" two-run HR in the ninth on 6/20/18 vs. Seattle)...marked his 10th career grand slam and fifth as a Yankee (first since 9/25/21 at Boston).
- ▶ Homered in each of his final three games of the season (10/1-4-G2)...marked his third such streak of the year.
- ▶ Batted .188 (6-for-32) with 3R, 2 doubles, 2HR, 7RBI, 2BB and 1SF in nine postseason games...hit his 10th career postseason home run with a two-run shot in the first inning in ALDS Game 2 vs. Cleveland...hit a three-run HR in the first inning in ALDS Game 5 vs. Cleveland...marked his third career home run in a "winner-take-all" game (also 2018 ALWCG vs. Oakland and 2021 ALWCG at Boston).



2021

- ▶ Hit .273/.354/.516 (139-for-510) with 19 doubles, 35HR, 97RBI and 63BB in 139 games...made 108 starts at DH and 26 starts in the outfield (16 in RF, 10 in LF)...marked his most games played since 2018.
- ▶ Ranked second on the team with 35HR, trailing only Aaron Judge's 39HR...marked the first time the Yankees had two players hit at least 35HR in a single season since 2011 when Curtis Granderson (41HR) and Mark Teixeira (39HR) accomplished the feat.
- ▶ Recorded the top-five hardest base hits and seven of the top eight...also recorded nine of the top 13 hardest base hits and 13 of the top 23.
- ▶ Over his final 54 games in the regular season (8/3-10/3), batted .305/.359/.626 (62-for-203) with 29R, 8 doubles, 19HR, 51RBI and 16BB.
- ▶ Hit his eighth career grand slam in the fifth inning on 4/5 vs. Baltimore...was his third with the Yankees (also 8/8/18 at Chicago-AL and 9/20/18 vs. Boston).
- ▶ Notched his 33rd career multi-HR game on 4/23 at Cleveland...with his homers having exit velocities of 118.0 and 115.7 mph, respectively, became the first player in the Statcast Era (since 2015) with multiple HRs of at least 115.0 mph in the same game...his 118.0 mph HR in the third inning was the fourth-hardest-hit HR in the Majors in 2021.
- ▶ Recorded 20H and 4HR over an eight-game span from 4/27-5/6...according to *Elias*, was the third player (sixth time) in Yankees history with at least 20H and 4HR over an eight-game span, joining DJ LeMahieu and Lou Gehrig.
- ▶ Homered in three straight games from 5/4-6 for the first time since 8/7-9/18.
- ▶ Hit a "walk-off" single in the ninth inning on 5/9 vs. Washington...was his seventh career "walk-off" hit and second with the Yankees (also a "walk-off" HR on 6/20/18 vs. Seattle).
- ▶ Was placed on the 10-day injured list on 5/17 (retroactive to 5/14) with a left quad strain...was reinstated on 5/28, missing 13 team games.
- ▶ Recorded his 34th career multi-HR game and second of the season on 6/9 at Minnesota...also tied his career high with 3XBH (10th time, first since 6/24/18 at Tampa Bay)...both of his home runs came on an 0-2 pitch...according to *Elias*, was the first Yankee to do so since 2000.
- ▶ Made his first appearance of the season in the OF on 7/30 at Miami and his first appearance since 9/28/19 at Texas.
- ▶ Recorded a season-high 23-game on-base streak from 8/2-27...batted .329/.421/.671 (27-for-82) with 16R, 4 doubles, 8HR, 21RBI, 11BB and 2HP over that span...was the second-longest on-base streak of his career, trailing only his career-long 27-game stretch from 7/24-8/22 (G2)/17.
- ▶ Recorded multiple hits in a career-high five straight games from 8/3-7 (previous: four games, five times).
- ▶ Hit 17HR in his final 41 games from 8/17 (G2)-10/3, the third-most HR in the Majors in that span, trailing only Kansas City's Salvador Perez (18HR) and Toronto's Marcus Semien (18HR).
- ▶ Drove in 38 runs over his final 37G from 8/21-10/3, the second-most in the Majors over that span (Salvador Perez-41RBI).



- ▶ Homered in four straight games from 8/23-27...marked the third time in his career he homered in at least four consecutive games (also 6G from 8/15-17 and 4G from 8/14-17/11).
- ▶ Stanton and Aaron Judge both hit 10HR in September, the most by a Yankee in a single calendar month since Luke Voit hit 11HR in August 2020...it marked the ninth time in franchise history the Yankees had two players hit double-digit home runs in a single calendar month.
- ▶ Hit a "walk-off" single in the 11th inning on 9/3 vs. Baltimore, his eighth career "walk-off" hit and his second of the season (also a "walk-off" single on 5/9 vs. Washington).
- ▶ Homered in back-to-back games from 9/17-18 vs. Cleveland.
- ▶ Was named the AL "Player of the Week" for 9/20-26 after hitting .409/.440/1.000 (9-for-22) with 4R, 1 double, 4HR, 13RBI, 2BB and 15F in six games...led the AL in home runs, RBI, SLG and OPS (1.440), tied for the AL lead in extra-base hits (5) and ranked third in BA...it was his eighth career weekly award and first as a Yankee.
- ▶ Drove in 10 of the Yankees' 19R during their three-game set at Boston from 9/24-26...was just the second Yankee in franchise history to record at least 10RBI in a three-game series vs. Boston, joining Mickey Mantle who recorded 10RBI vs. Boston from 5/21-23/54...Stanton is the only Yankee to do so at Fenway Park...was just the second Yankee since 2006 to record at least 10RBI in a three-game series, joining Didi Gregorius who notched 10RBI from 7/22-24/19 at Minnesota...also hit 3HR in that series at Fenway...was the first Yankee to hit at least 3HR in a three-game series at Fenway since Mark Teixeira hit 3HR in three games at Boston in May of 2010.
- ▶ Homered in a season-high-tying four straight games from 9/24-28...marked the fourth time in his career and the second time in 2021 that he homered in four straight games...also recorded multiple RBI in a career-high four straight games from 9/24-28...recorded at least 4RBI in back-to-back games from 9/24-25 for the first time in his career.
- ▶ Hit a go-ahead grand slam in the eighth inning on 9/25 at Boston...was the first Yankee to hit a go-ahead grand slam in the eighth inning-or-later vs. the Red Sox since Mark Teixeira's "walk-off" grand slam in the ninth inning on 9/28/16...was only the third Yankee in franchise history to hit a go-ahead grand slam in the eighth inning or later at Fenway Park, joining Johnny Blanchard (ninth inning on 7/21/61) and Joe DiMaggio (10th inning on 9/10/48).
- ▶ Went 3-for-4 with 1R, 1HR and 1RBI in the AL Wild Card Game at Boston...hit a solo HR in the ninth inning, his ninth career postseason HR...his 9HR through his first 18 career postseason games were tied with Carlos Beltrán for the most by any Major League player.

2020

- ▶ Hit .250 (19-for-76) with 12R, 7 doubles, 4HR, 11RBI and 15BB in 23 games with the Yankees...of his 19H, 11 went for extra bases.
- ▶ Was placed on the 10-day injured list from 8/9-9/15 with a left hamstring strain, missing 32 team games.
- ▶ Hit .308 (8-for-26) with 7R, 1 double, 6HR, 13RBI and 4BB in seven postseason games...at the time, his 6HR were tied for the most in a single postseason in Yankees history (also Alex Rodriguez-6HR in 15G in 2009 and Bernie Williams-6HR in 15G in 1996)...would go to set the record in 2024 with 7HR...at the time, his 13RBI were tied for the sixth-most by a Yankee in a single postseason, trailing only Alex Rodriguez (18RBI in 15G in 2009), Scott Brosius (15RBI in 13G in 1998), Bernie Williams (15RBI in 15G in 1996), Cecil Fielder (14RBI in 14G in 1996) and Reggie Jackson (14RBI in 10G in 1978)...surpassed the mark in 2024 with 16RBI.
- ▶ Homered in five straight games from AL Wild Card Series Game 1 through ALDS Game 3, the longest postseason homer streak in franchise history and tied with George Springer (5G from 2017-18), Carlos Beltrán (5G in 2004) and Adolis García (5G in 2023) for the second-longest in Major League history (Daniel Murphy, 6G in 2015).
- ▶ Became the first player in Major League history to hit at least 6HR in his team's first five postseason games...was also the first player ever to homer in each of his team's first five games of a postseason (previous record: 4G streaks by San Francisco's Jeffrey Leonard in 1987 and Texas' Juan González in 1996).
- ▶ Each of his first five hits in the postseason went for homers...according to STATS, was the first player in Major League history to have each his first four hits of a single postseason go for home runs.
- ▶ With homers in each of his first five playoff games (ALWCS Game 1 through ALDS Game 3) and a double in ALWCS Game 4, became the first player in Major League history to record an extra-base hit in each of his team's first six postseason games.
- ▶ Had 5HR and 11RBI through his first four games of the 2020 postseason...according to STATS, was the first player in Major League history to have at least 5HR and at least 10RBI in any four-game span in a single postseason.
- ▶ Was 2-for-7 with 3R, 2HR, 3RBI, 2BB and 15F in 2G in the ALWCS at Cleveland...hit a solo HR in the ninth in ALWCS Game 1 on 9/29 at Cleveland that had an exit velocity of 116.1 mph.
- ▶ Hit for the "home run cycle" in the ALDS vs. Tampa Bay (a solo HR, two-run HR, three-run HR and grand slam)...became the second player in Major League history to hit for the home run cycle in a single playoff series, joining joined Nelson Cruz (2011 ALCS) — credit: STATS.
- ▶ Recorded 4RBI in back-to-back postseason games (ALDS Games 1 and 2), becoming only the second player in Major League history to accomplish the feat (also Washington's Michael Taylor in two straight games in 2017)...was only the third Yankee to record at least 4RBI in multiple games in a single postseason, joining Hideki Matsui (5RBI in 2004 ALCS Games 1 and 3) and Yogi Berra (4RBI in 1956 World Series Games 2 and 7).
- ▶ Homered in three consecutive at-bats, in the ninth inning of ALDS Game 1 and the second and fourth innings of ALDS Game 2...according to STATS, was the first player in the Majors to homer in three straight postseason at-bats since San Francisco's Pablo Sandoval (all in Game 1 of the 2012 World Series)...was the first Yankee to homer in three consecutive postseason at-bats since Reggie Jackson, who did it in four straight in 1977.
- ▶ Hit a grand slam in the ninth inning of ALDS Game 1 at Tampa Bay at Petco Park, becoming the first DH in franchise history to hit a grand slam in the postseason...was just the 14th player in Yankees history to hit a grand slam in the postseason and the second to do so in as many games...including the regular season, was his eighth career grand slam and his first since 9/20/18 vs. Boston.
- ▶ Recorded his first career postseason multi-HR game in ALDS Game 2, hitting a solo HR in the second and a three-run HR in the fourth...was the 26th multi-HR postseason game by a Yankee and the sixth in the ALDS...was the 20th Yankee all-time to have a multi-HR game (only Yankees with more than one such game: Babe Ruth-4, Lou Gehrig-2, Mickey Mantle-2, Bernie Williams-2)...was the first multi-HR postseason game by a Yankee since Gary Sánchez in 2018 ALDS Game 2 at Boston.



- ▶ His 25 total bases through ALDS Game 3 matched Randy Arozarena (2020) for the most by any player (at the time) in his team's first five games of a single postseason in Major League history (credit: STATS).
- ▶ Played in just four spring training games (one in Florida and three in New York) after suffering a Grade 1 right calf strain on 2/25.

2019

- ▶ Hit .288 (17-for-59) with 8R, 3 doubles, 3HR, 13RBI and 12BB in 18 games with the Yankees.
- ▶ Was placed on the 10-day injured list on 4/1 with a left biceps strain...began a rehab assignment on 5/20, but was returned from rehab on 5/22 with left calf tightness after appearing in just one game...began a second rehab assignment on 6/11...in six total rehab appearances with Single-A Tampa and Triple-A Scranton/Wilkes-Barre, hit .286 (6-for-21) with 5R, 5HR and 8RBI...was returned from rehab and reinstated from the 10-day I.L. on 6/18.
- ▶ Was placed on the 10-day injured list on 6/26 with a right knee sprain...left 6/25 game with a right knee contusion...was transferred to the 60-day injured list on 8/11...was reinstated on 9/18, missing 73 team games...played in just six Major League games between I.L. stints.
- ▶ Went 8-for-28 with 4R, 2 doubles, 2HR and 6RBI in nine games after returning from his second I.L. stint.
- ▶ Hit .231 (3-for-13) with 1R, 1HR, 2RBI and 4BB in five postseason games, with the Yankees going 5-0 in those contests...had 3BB in ALDS Game 1 vs. Minnesota (had 1BB in 22PA in 2018 postseason)...hit a solo HR in ALCS Game 1 at Houston...missed four games in the ALCS with a low Grade 2 quad strain.

2018

- ▶ Hit .266/.343/.509 (164-for-617) with 102R, 34 doubles, 38HR, 100RBI and 70BB in 158 games (85GS at DH, 37 in RF and 35 in LF) in his first season with the Yankees...reached the 100RBI plateau for the second straight season and third time in his career (105RBI in 2014 and 132RBI in 2017)...reached 100R for the second time (123R in 2017).
- ▶ Batted .316/.391/.645 (48-for-152) with 9 doubles, 1 triple, 13HR and 28RBI off left-handed pitching.
- ▶ At the time, his 38HR were fifth-most by a player in his first season as a Yankee, trailing Babe Ruth (54HR in 1920), Jason Giambi (41HR in 2002), Mark Teixeira (39HR in 2009) and Roger Maris (39HR in 1960).
- ▶ With 38HR and 34 doubles, was one of nine Major Leaguers to reach 30 doubles and 35HR in 2018...was the first Yankee to reach those benchmarks in the same season since Mark Teixeira in 2009 (39HR, 43 doubles).
- ▶ Had a Major League-leading 74 batted balls with an exit velocity of at least 110 mph according to MLB Statcast (next: Nelson Cruz-50)...had five of the Majors' 10 hardest-hit home runs of 2018.
- ▶ Had six games of at least 4H in 2018, tied with Arizona's David Peralta for second-most in the Majors (Boston's Mookie Betts-7)...were the most 4H games by a Yankee since Bernie Williams (7 in 1999).
- ▶ Became the first Yankee to hit at least 20HR before the All-Star break during his first season with the club since Mark Teixeira in 2009 (21HR before the break)...was the first Yankee to do so after being traded to the team since Alex Rodriguez in 2004 (22HR)...was the only player with at least 20HR before the break each season from 2014-18.
- ▶ Went 3-for-5 with 3R, 1 double, 2HR and 4RBI in his Yankees debut in 3/29 win at Toronto, marking his 29th career multi-HR game...according to *Elias*, was just the second player in Yankees history to homer twice in his first game with the club, joining Roger Maris, who began his 1960 AL MVP Award-winning season by going 4-for-5 with 2R, 1 double, 2HR and 4RBI on 4/19/60 at Boston...was the first player to homer in his first plate appearance as a Yankee since Tyler Austin and Aaron Judge did so in consecutive at-bats on 8/13/16 vs. Tampa Bay...became the seventh Yankee to hit 2HR on Opening Day, the first since Joe Pepitone on 4/9/63 at the Kansas City A's.
- ▶ Hit .218 in April, .264 in May, .298 in June and .323 in July...was the third player in Yankees history to improve his monthly averages by 25-or-more points in every month, April through July (min. 50AB each month), joining Melky Cabrera in 2007 (.200, .254, .298, .368) and Didi Gregorius in 2015 (.206, .232, .258, .317)—credit: *Elias*.
- ▶ Hit his third HR of the season in 4/4 win vs. Tampa Bay, becoming the first player ever to hit at least 3HR in the first six team games in his first season as a Yankee.
- ▶ His first-inning single in 4/6 loss vs. Baltimore was his 2,000th career total base.
- ▶ Played his 1,000th career game on 4/13 at Detroit...at the time, his 270HR were the fourth-most HRs through a player's first 1,000 career games, behind Ryan Howard (279), Ralph Kiner (277) and Harmon Killebrew (272).
- ▶ Hit two-run HR and solo HR and was 3-for-4 with 1 double and 4RBI on 5/2 at Houston, driving in all of the Yankees' runs in their 4-0 shutout victory...was his 30th career two-homer game (and second of the season)...became the ninth player in Major League history to record at least 30 multi-homer games prior to turning 29 years old...was the third player in Baseball history to reach 30 multi-HR games through his first 1,016 career games (also Ralph Kiner-35 and Juan González-30).
- ▶ Hit two solo HRs in 5/8 win vs. Boston...was his 31st career two-homer game.
- ▶ His fifth-inning single in 5/15 loss at Washington was the 1,000th hit of his Major League career...through his first 1,000 career hits, 499 went for extra bases (211 doubles, 11 triples, 277HR)...was the third player in Baseball history with at least 499 extra-base hits through his first 1,000 career hits (Babe Ruth-517, Adam Dunn-507)—credit: *Elias*.
- ▶ Hit solo HR in 5/19 win at Kansas City...the homer was his 500th career extra-base hit...at 28 years, 192 days old, was the fourth-youngest player (at the time) to debut since 2000 to reach 500XBH (at that time), trailing: Albert Pujols (26 years, 208 days), Miguel Cabrera (27 years, 40 days) and Prince Fielder (28 years, 141 days).
- ▶ Made 85 consecutive starts from 5/28-9/1 (46 at DH, 26 in RF, 13 in LF), the longest streak of consecutive starts by a Yankee since Robinson Canó started 176 in a row from 8/17-12/8-2/7/13...according to *Elias*, was the first Yankee to appear in at least 85 team games in a row since Starlin Castro appeared in 96 straight games from 6/2-9/17/16.
- ▶ Hit two-run "walk-off" HR in the ninth of 6/20 win vs. Seattle...was his sixth career "walk-off" hit (first since a single on 8/19/14 vs. Texas) and fourth career "walk-off" HR (first since 4/18/14 vs. Seattle off Yoervis Medina).
- ▶ Hit game-tying solo HR in the eighth and was 5-for-5 with 2R, 2 doubles, 2RBI and 1BB in 6/24 loss at Tampa Bay, tying his career high in hits (also 8/11/10 at Washington) and times on base (6, also 7/9/17 at San Francisco: 3H, 2BB, 1HP)...was the first 5H game by a Yankee since Curtis Granderson on 4/19/12 vs. Minnesota (5H).
- ▶ Was one of five AL All-Star "Final Vote" candidates...was the 10th Yankee to appear on the Final Vote ballot, joining SS Didi Gregorius (2017), OF Brett Gardner (2015), RHP David Robertson (2013), OF Nick Swisher (2010), 1B Jason Giambi (2008), SS Derek Jeter and OF Hideki Matsui (2005), Matsui (2004) and Giambi (2003).



- ▶ Hit his sixth career grand slam (first since a “walk-off” grand slam on 4/18/14 vs. Seattle) in 8/8 win at Chicago-AL.
- ▶ Hit the 300th homer of his career off Francisco Liriano in 8/30 loss vs. Detroit...came in his 1,119th career game, becoming the fifth-fastest player (at the time) to reach the mark in Baseball history, trailing Ralph Kiner (1,087G), Ryan Howard (1,093), Juan González (1,096) and Alex Rodriguez (1,117).
- ▶ Made his postseason debut, hitting .238 (5-for-21) with 4R, 1HR and 1RBI in five games...played in his first postseason after 1,144 career regular season games...were second-most among active players who had never reached the postseason (Kyle Seager-1,155G through 2018)...his 305HR were the most in that group, 112 more than Oakland's Khris Davis (193HR), who also debuted in the 2018 AL Wild Card Game.
- ▶ Homered and stole a base in his postseason debut in the AL Wild Card Game vs. Oakland...was the first Yankee and eighth player at the time (Longoria, Podsednik, Beltrán, Edmonds, Alica, Grace, Versailles) to record both a HR and SB in his postseason debut.

2017

- ▶ Won the National League Most Valuable Player Award after leading the Majors with 59HR and 132RBI and hitting .281/.376/.631 (168-for-597) with 123R, 32 doubles and 85BB in 159 games with the Marlins...tied for the Major League lead with an NL-high 91 extra-base hits and ranked second in Baseball in total bases (377), third in runs scored and fourth in OPS (1.007)...was seventh in the NL in walks...led the Majors with a 10.12 AB/HR ratio...finished sixth in the Majors (fourth among position players) with 6.9 WAR (FanGraphs).
- ▶ Received 302 points in NL MVP balloting to edge Cincinnati's Joey Votto (300 points) in the then-fourth-closest MVP race in Major League history (third-closest NL MVP race)...received 10 first-place votes, 10 second-place votes, 5 third-place votes, 3 fourth-place votes, 1 fifth-place vote and 1 sixth-place vote...was the first MVP in Marlins franchise history.
- ▶ Set career highs in runs, hits, homers, RBI, games played, extra-base hits and total bases (377).
- ▶ Earned his second career NL Hank Aaron Award (most outstanding offensive performer), his second NL Silver Slugger Award and his second Players' Choice Award for Outstanding NL Player.
- ▶ Was the sixth player in Major League history to hit at least 59HR in a season (10th occurrence)...marked the most HRs by any Major League player since 2001, when San Francisco's Barry Bonds hit 73 and the Cubs' Sammy Sosa hit 64...at the time, was the sixth-highest total by a right-handed batter in Major League history, behind Mark McGwire (70 in 1998, 65 in 1999) and Sammy Sosa (66 in 1998, 64 in 2001, 63 in 1999)...set a new Marlins club record for homers and was the first Marlin to win the Major League HR title.
- ▶ With 59HR, finished 7HR ahead of the AL HR leader Aaron Judge (52HR) and 20HR ahead of the NL runner-up, the Dodgers' Cody Bellinger (39HR)...was the largest margin ever for an NL home run champion over the runner-up, besting the previous mark of 19HR in 1923 (Cy Williams' 41HR to Jack Fournier's 22HR)...at the time, was tied for the fifth-largest margin by a home run champion in either league, behind four Babe Ruth seasons: 1920 AL (35, Ruth's 54HR to George Sisler's 19HR); 1921 AL (35, Ruth's 59HR to Bob Meusel/Ken Williams' 24HR); 1926 AL (28, Ruth's 47HR to Al Simmons' 19HR); 1928 AL (27, Ruth's 54HR to Lou Gehrig's 27HR)...matched the 1956 AL (20, Mickey Mantle's 52HR to Vic Wertz's 32HR)...Aaron Judge later surpassed the mark in 2022 when he led the AL by 22HR.
- ▶ Became the ninth player (10th time) in Major League history to record at least 10 multi-homer games in one season...are tied for the fourth-highest single-season total, one behind Aaron Judge (11 in 2022), Cubs' Sammy Sosa (11 in 1998) and Detroit's Hank Greenberg (11 in 1938)...marked the most multi-homer games since St. Louis' Albert Pujols had 10 in 2009...had 2 in April, 1 in May, 4 in July, 2 in August and 1 in September.
- ▶ His 132RBI set a Marlins franchise record, breaking Preston Wilson's mark of 121RBI in 2000...was the first player in Marlins history to lead the Majors in RBI...teammate Marcell Ozuna placed third in the Majors with 124RBI, as the Marlins were the first NL club to produce two of the Majors' top-three RBI leaders since the 1976 Reds (George Foster-121, first; Joe Morgan-111, second)...also led the Majors with 38 go-ahead RBI and was third with 18 game-winning RBIs...tied for third in the Majors with 32 multi-RBI games (5RBI-1x, 4RBI-5x, 3RBI-13x, 2RBI-13x).
- ▶ Hit 26 go-ahead HRs, the most by any Major League hitter since St. Louis' Mark McGwire hit 30 in 1998...ranked second in the Majors with 23HR with runners on base, trailing only Aaron Judge (24HR with runners on).
- ▶ Hit a franchise-record 31HR in 76 home games (prev.: Stanton, 24 in 2014)...were second in the Majors to the Aaron Judge (33HR) and the most by an NL player at home since 2001 (Barry Bonds-37HR, Sammy Sosa-34HR).
- ▶ In 83 road games, hit a franchise-record 28HR (previously Gary Sheffield, 23 in 1996)...led the Majors in road HRs, the most by any player since San Diego's Adrián González also hit 28HR on the road in 2009.
- ▶ Hit 30HR vs. NL East opponents (8 vs. Atlanta, 8 vs. New York, 8 vs. Philadelphia, 6 vs. Washington).
- ▶ Hit a Major League-record 47HR from the No. 2 spot in the batting order (previously Milwaukee-NL's Eddie Mathews, 46HR in 1959)...was later tied by Aaron Judge in 2022.
- ▶ Earned three NL “Player of the Week” Awards, second-most weekly awards in the Majors in 2017 (J.D. Martinez-4)—8/6-12; 8/20-26 and 9/17-23 (co-winner with Marcell Ozuna).
- ▶ On 6/2 vs. Arizona, hit a solo HR off Patrick Corbin to collect his 579th career RBI, moving past Mike Lowell (578) for sole possession of first place on the Marlins' all-time RBI list.
- ▶ From 7/5-8/29, hit 30HR in a 48-game stretch...according to *Elias*, became the second player ever to homer 30 times in a stretch of 50G-or-fewer within a season (Barry Bonds, 30HR in 47G from 4/12-6/5/01 and from 4/13-6/7/01)...also hit 23HR in a 35-game stretch from 7/5-8/15...homered in 10-of-12 games from 8/4-15 (11HR total), including a club-record 9HR in a 10-game span from 8/4-13.
- ▶ Was named via the Player Ballot to his fourth career NL All-Star Team, tying Miguel Cabrera (2004-07) for the most All-Star appearances in Marlins history...started at DH and went 0-for-3 in the game at Marlins Park.
- ▶ Participated in his third Home Run Derby...was eliminated in Round 1 by the Yankees' Gary Sánchez, 17-16.
- ▶ From 7/24-8/22, reached base in a career-best 27 consecutive games, hitting .343/.463/.889 (34-for-99) with 29R, 6 doubles, 16HR, 34RBI and 19BB.
- ▶ Was named NL “Player of the Month” after tying the Major League August record with 18HR...hit .349/.433/.899 (38-for-109) with 28R, 6 doubles, 37RBI and 14BB in 29 games...shares the mark with Detroit's Rudy York, who hit 18HR in August 1937...tied York for the second-highest HR total in any month in Major League history, behind the Cubs' Sammy Sosa, who hit 20HR in June 1998...broke Hanley Ramirez's single-month club RBI record of 33 in June 2009...was his third career monthly award.



- ▶ Became the second player in Major League history to combine for at least 30HR over the span of two consecutive calendar months...joined Cleveland's Albert Belle, who hit 31HR in August/September 1995.
- ▶ From 8/10-15, set a Marlins record by homering in six consecutive games...was tied for the then-seventh-longest home run streak in Major League history, two shy of the record of eight games, shared by Ken Griffey, Jr., Don Mattingly and Dale Long.
- ▶ Hit his 43rd HR on 8/14 vs. San Francisco (off Ty Blach), breaking Gary Sheffield's club record of 42HR in 1996...had tied Sheffield with his 42nd HR the previous day, 8/13 vs. Colorado (off Germán Márquez).
- ▶ On 8/27 vs. San Diego, hit his 50th HR (off Clayton Richard), becoming the 28th player to reach the milestone in a single season...with 50HR in the Marlins' first 129 games, was the seventh-fastest player (at the time) to the number, behind San Francisco's Barry Bonds in 2001 (117th team game), the Cubs' Sammy Sosa in 1999 (121st), St. Louis' Mark McGwire in 1999 (124th) and 1998 (125th), the Yankees' Roger Maris in 1961 (125th) and the Yankees' Babe Ruth in 1921 (125th)...at the time, was the eighth-fastest player, by date, to hit 50HR, and the first player to reach the 50-homer mark in August since 2001 (Bonds/Sosa).
- ▶ On 9/28 vs. Atlanta, hit home runs No. 58 (third PA) and No. 59 (fifth and final PA)...in 14PA with a chance to hit a 60th HR, went 5-for-14 (.357) with one double.
- ▶ Was acquired by the Yankees from the Marlins along with cash considerations in exchange for 2B Starlin Castro, RHP Jorge Guzman and INF Jose Devers on 12/11.

2016

- ▶ In 119 games with the Marlins, hit .240/.326/.489 (99-for-413) with 56R, 20 doubles, 1 triple, 27HR, 74RBI and 50BB...led Miami in home runs for the sixth consecutive season.
- ▶ Won the Home Run Derby at San Diego's Petco Park, defeating the defending champion, Chicago-AL's Todd Frazier, in the final round to become the first Marlin to win the event...set a then-Derby record with 61 home runs over three rounds (24HR in Round 1, 17HR in semifinals, 20HR in finals), topping the previous mark of 41 by Philadelphia's Bobby Abreu at Detroit's Comerica Park in 2005...according to MLB Statcast, his home runs traveled an estimated combined distance of 27,187 feet (5.15 miles)...hit the 10 longest homers and 18 of the 19 longest homers in the contest...also had the 20 hardest-hit homers.
- ▶ Became the first player in Marlins history to homer in four consecutive at-bats, doing so in his final 2PA on 7/5 at the Mets and first 2AB (3PA) on 7/6 at the Mets (walked in his first PA on 7/6)...was the second player in Marlins history to record consecutive 2HR games (also Derrek Lee, 6/9-10/02).
- ▶ Hit his 200th career HR on 7/6 at the Mets (off Jacob deGrom)...at 26 years, 241 days, was the 12th-youngest player in Baseball history to reach the milestone at the time...according to STATS, Inc., was the seventh-fastest ever (at the time) to reach 200HR, doing so in his 781st game...was the first player in Marlins history to hit 200HR.
- ▶ Won NL "Player of the Week" Award for 7/3-9 (.391, 9-for-23, 6R, 1 double, 1 triple, 4HR, 8RBI, 3BB in 6G).
- ▶ Was placed on the 15-day disabled list from 8/14-9/6 with a left groin strain.

2015

- ▶ Tied for 10th in the NL in home runs despite playing in just 74 games, hitting .265/.346/.606 (74-for-279) with 47R, 12 doubles, 1 triple, 27HR, 67RBI and 34BB for the Marlins.
- ▶ On 4/16 at Atlanta, hit his first HR of the season and 155th of his career, surpassing Dan Uggla (154) to become the Marlins' all-time home run leader.
- ▶ Earned the NL "Player of the Month" Award for June after batting .344/.404/.800 (31-for-90) with 18R, 5 doubles, 12HR and 23RBI in 24 games...was his second career monthly award...during the month, led the Majors in SLG (min. 50PA) and OPS (1.204), tied for the NL lead in homers, was third in XBHs (17) and total bases, and tied for fourth in RBI...set a Marlins record for homers in June, and tied a then-franchise record for HRs in any month.
- ▶ Was named NL "Player of the Week" for 6/8-14 (.520, 13-for-25, 7R, 4 doubles, 5HR, 12RBI, 4BB in 7G).
- ▶ On 6/26 vs. Los Angeles-NL, suffered a hamate bone fracture in his left wrist while taking a swing and missed the final 87 games of the season...was placed on the 15-day D.L. from 6/27-10/5...underwent surgery to remove the bone on 6/28, performed by hand specialist Dr. Patrick Owens at the University of Miami Hospital...played in one rehab game with Single-A Jupiter on 9/1, going 0-for-2 with 1BB.
- ▶ Was elected by the fans as a starting outfielder for the NL in the All-Star Game in Cincinnati, his third career All-Star nomination and first as a fan-elected starter...missed the game due to injury.

2014

- ▶ Led the NL with 37HR, hitting .288/.395/.555 (155-for-539) with 89R, 31 doubles, 1 triple, 105RBI and 94BB in 145 games with Miami...was the first player in Marlins history to lead the league in home runs...also paced the league in slugging pct., total bases (299) and intentional walks (24)...had a career-high 13SB...tied for the NL lead in extra-base hits (69) and go-ahead RBI (31) and ranked second in RBI, walks and on-base pct.
- ▶ Finished as the runner-up for the NL Most Valuable Player Award (298 points), behind the Dodgers' Clayton Kershaw (355 points)...received 8 first-place votes, 10 second-place votes and 12 third-place votes.
- ▶ Earned his first career NL Hank Aaron Award (most outstanding offensive player), first career NL Silver Slugger Award, and first career Players' Choice Award for Outstanding NL Player...was a finalist for the NL Gold Glove for RF.
- ▶ Set a Marlins record with 31RBI prior to 5/1, tallying at least 1RBI in 14 of his first 27 games.
- ▶ From 3/31-4/18, delivered the game-winning RBI in six of the Marlins' first seven wins...according to *Elías*, was the first player with at least 6GWRBI in a team's first seven wins since the stat was first kept starting in 1980.
- ▶ On 4/18 vs. Seattle, hit his second career "walk-off" grand slam in the ninth inning off Yoervis Medina.
- ▶ Compiled a career-best 17-game hitting streak from 4/29-5/15, batting .417/.514/.700 (25-for-60) with 11R, 5 doubles, 4HR, 13RBI and 12BB during the streak.
- ▶ Was named via the Player Ballot to his second All-Star team...started at DH and went 0-for-3 in the game at Minnesota's Target Field...participated in his first Home Run Derby, losing in the semifinals to Cincinnati's Todd Frazier, 1-0.
- ▶ Left game on 9/11 at Milwaukee after being hit in the face by a pitch thrown by Mike Fiers in the fifth inning...suffered facial lacerations, small fractures and dental damage...missed the Marlins' final 17 games.



2013

- ▶ Hit .249/.365/.480 (106-for-425) with 62R, 26 doubles, 24HR, 62RBI and 74BB in 116 games for the Marlins.
- ▶ Was placed on the 15-day D.L. from 4/30-6/10 with a right hamstring strain...in five rehab games with Single-A Jupiter from 6/4-9, went 0-for-15 with 2BB and 1SB...the Marlins went 11-25 in the 36 games he missed.
- ▶ Hit career home runs No. 99 and No. 100 on 6/17 at Arizona...at the time, was the fastest player in Marlins history to reach the milestone (400 games), breaking Dan Uggla's record of 509 games...was the ninth player in Major League history to hit at least 100HR in his first 400 career games.

2012

- ▶ In 123 games with Miami, hit .290/.361/.608 (130-for-449) with 75R, 30 doubles, 1 triple, 37HR, 86RBI and 46BB...led the NL in slugging pct., finished second in home runs to Milwaukee's Ryan Braun (41) and was seventh with 68 extra-base hits...received seven votes in NL MVP voting.
- ▶ Was named to his first career All-Star team, selected as a reserve by NL Manager Tony La Russa...was also chosen to participate in the Home Run Derby...did not participate in either event due to injury.
- ▶ Became the fifth player in Major League history to record two seasons with at least 30 doubles and 30HR in each at age-22 or younger (also 2011)...joined Florida's Miguel Cabrera (2004-05), St. Louis' Albert Pujols (2001-02), Seattle's Alex Rodriguez (1996, '98) and Boston's Ted Williams (1939, '41).
- ▶ Earned the Wilson "Defensive Player of the Year" Award for the Marlins.
- ▶ Was named NL "Player of the Month" for May after hitting .343/.432/.769, 37-for-108, 23R, 10 doubles, 12HR, 30RBI, 16BB and 35B in 29 games...tied for the Major League lead in home runs and extra-base hits (22), ranked third in RBI and tied for sixth in runs scored...tied Marlins franchise records for home runs and RBI in May.
- ▶ On 5/13 vs. the Mets, hit the third "walk-off" grand slam in Marlins history, a two-out, tie-breaking shot off Manny Acosta...joined Dan Uggla (6/11/08 vs. Philadelphia) and Bobby Bonilla (9/16/97 vs. Colorado).
- ▶ Was placed on the 15-day D.L. from 7/8-8/7 after undergoing arthroscopic surgery to remove loose bodies from his right knee...was his first career D.L. stint...the Marlins went 8-17 in the 25 games he missed.
- ▶ Homered in the first 3G of a four-game series at Colorado's Coors Field from 8/16-19, becoming the first player in Major League history to homer in each of his first six career games at any ballpark (also 8/15-17/11)—credit: *Elias*...became the first visiting player to homer in six straight games at Coors Field (8/15/11-8/18/12).
- ▶ Was named NL "Player of the Week" for 8/20-26.
- ▶ Missed nine games from 9/17-27 with a left intercostal muscle strain.
- ▶ Finished the season with 93 career home runs, tied with Frank Robinson for fifth-most by a player prior to turning 23 at the time, trailing Mel Ott (115), Eddie Mathews (112), Tony Conigliaro (104) and Alex Rodriguez (95)—credit: *Elias*.

2011

- ▶ In his first full Major League season, hit .262/.356/.537 (135-for-516) with 79R, 30 doubles, 5 triples, 34HR, 87RBI and 70BB in 150 games with Florida...finished fifth in the NL in home runs, sixth in extra-base hits (69) and eighth in slugging...received one vote in NL MVP voting.
- ▶ Tied for fifth in the NL with 10 outfield assists...was the third player in franchise history to collect at least 10 outfield assists in consecutive seasons, joining Mark Kotsay (1998-2000) and Miguel Cabrera (2004-05).
- ▶ Became the 10th player in Major League history to collect at least 30 doubles and 30HR in a season at age-21 or younger...was the second Marlin to do so (also Miguel Cabrera in 2004).
- ▶ On 8/1 at the Mets, hit a 10th-inning grand slam (second career), just the second extra-inning slam in Marlins history (also Greg Colbrunn on 7/18/95 at San Francisco)...at 21 years, 266 days, was the youngest player to hit an extra-inning grand slam since Cincinnati's Johnny Bench (21 years, 249 days) on 8/13/69 at Montreal.

2010

- ▶ Made his Major League debut with Florida, hitting .259/.326/.507 (93-for-359) with 45R, 21 doubles, 1 triple, 22HR, 59RBI and 34BB in 100 games...led Major League rookies in home runs...tied for the lead among Major League rookies with 10 outfield assists...committed just 4E in 98 games (97 starts), all in right field.
- ▶ On 6/8, was signed to a Major League contract and selected to the Marlins' active roster...was in the starting lineup that night at Philadelphia, batting seventh, in right field...at 20 years, 212 days, was the third-youngest player (at the time) to make his Major League debut with the Marlins (Edgar Renteria: 19 years, 277 days; Miguel Cabrera: 20 years, 63 days)...went 3-for-5 with 2R...in his first plate appearance, recorded his first Major League hit with an infield single off Kyle Kendrick...according to *Elias*, was the youngest player to collect at least 3H in his Major League debut since Toronto's Danny Ainge (20 years, 65 days) on 5/21/79 vs. Cleveland.
- ▶ Hit his first Major League home run on 6/18 vs. Tampa Bay, a first-inning grand slam off Matt Garza...became the sixth player in Marlins history to hit a grand slam for his first career home run (also Jeremy Hermida, Craig Counsell, Quilvio Veras, Chuck Carr and Jeff Conine).
- ▶ On 8/11 at Washington, went 5-for-5 with 2R, 2 doubles, 1HR and 4RBI...was the second player in franchise history to collect at least 5H and 4RBI in a game (Gary Sheffield, 9/17/95 at Colorado)...according to *Elias*, was the second-youngest player at the time (20y, 276d) with at least 5H and 4RBI in a game since RBI became an official statistic in 1920...only Chicago-NL's Phil Cavarretta had done so at a younger age (19y, 33d on 8/21/35 at Philadelphia).
- ▶ Earned his first career NL "Player of the Week" Award for 8/9-15.
- ▶ Started the season with Double-A Jacksonville, batting .313/.442/.729 (60-for-192) with 42R, 13 doubles, 2 triples, 21HR, 52RBI and 44BB in 53 games...was named an MiLB.com Organization All-Star.
- ▶ Was the first player to hit at least 20HR in both the minors and Majors in the same season since at least 1988.

2009

- ▶ In 129 games between Single-A Jupiter and Double-A Jacksonville, hit .254/.341/.500 (122-for-480) with 76R, 24 doubles, 5 triples, 28HR, 92RBI and 59BB...led Marlins minor leaguers in home runs, RBI and total bases.
- ▶ Began the season with Jupiter, earning a place on the Florida State League Mid-Season All-Star Team, as he hit .294/.390/.578 (53-for-180) with 27R, 9 doubles, 3 triples, 12HR, 39RBI and 28BB in 50 games.



- Was promoted to Jacksonville on 6/5 and hit .231/.311/.455 (69-for-299) with 49R, 15 doubles, 2 triples, 16HR, 53RBI and 31BB in 79 games...ranked fifth in the Southern League in home runs.
- Was named to the U.S. Team for the All-Star Futures Game in St. Louis.
- Played for Mesa in the Arizona Fall League, hitting .478 (11-for-23) with 2R, 1HR, 2RBI and 4SB in six games.
- Following the season, was named the No. 3 overall prospect and No. 1 prospect in the Marlins organization by *Baseball America*...was also labeled by the publication as the "Best Power Prospect" in both the FSL and SL.

2008

- Led the South Atlantic League in home runs (39) with Single-A Greensboro while hitting .293/.381/.611 (137-for-468) with 89R, 26 doubles, 3 triples, 97RBI and 58BB in 125 games...also topped the league in extra-base hits (68), total bases (286), slugging percentage and AB/HR ratio (12.00), was third in RBI and tied for third in runs scored...led Marlins farmhands in total bases and ranked second in home runs and RBI.
- Was named to the SAL Postseason All-Star Team and MiLB.com's Single-A Offensive Player of the Year...appeared on *Baseball America*'s Minor League All-Star Team and Single-A All-Star Team.
- Following the season, was named the No. 16 overall prospect and the Marlins' No. 2 prospect by *Baseball America*.

2007

- Made his professional debut, combining with the GCL Marlins and short-season Single-A Jamestown to bat .161 (9-for-56) with 8R, 3 doubles, 1HR and 3RBI in 17 games.

PERSONAL

- Full name is Giancarlo Cruz-Michael Stanton ("jawn-KAHR-loh").
- Was named the Yankees' nominee for the 2020 Roberto Clemente Award, presented annually to the Major Leagueur who best represents the game of baseball through extraordinary character, community involvement, philanthropy and positive contributions, both on and off the field...was his second career nomination (also 2016 with Miami)...during the COVID-19 pandemic, assisted healthcare workers and first responders on the front lines by donating face shields designed to be used in conjunction with N95 masks to help prevent the spread of disease...teamed up with Voodoo Manufacturing, a Brooklyn-based company that repurposed their production facilities to create items in support against COVID-19...together, they donated a combined 15,000 face shields to hospitals most in need across the greater New York City and Los Angeles area...the chosen hospitals predominantly serve African-American and Latino communities, many of which were hit the hardest by COVID-19...in addition, Stanton partnered with Six Star Pro Nutrition to donate approximately 20,000 units (more than 180,000 servings) of whey protein isolate and clean protein shakes to the Fire Department of NY, Miami-Dade Fire Rescue Department and the Boys and Girls Clubs of Los Angeles (Watts-Willowbrook and West San Gabriel Valley).
- Following the 2020 season, was tabbed by the New York Chapter of the BBWAA as the winner of the Joan Payson / Shannon Forde Award for Community Service.
- Graduated from Notre Dame H.S. (Calif) in 2007...earned All-Southern Section honors in baseball, football and basketball as a senior...was named the 2007 Cal-Hi Sports Boys State Athlete of the Year.
- Wears an extended helmet flap to protect his face after suffering facial lacerations, small fractures and dental damage when he was hit in the face by a pitch thrown by Milwaukee's Mike Fiers on 9/11/14...following his 2014 dental surgery after being hit in the face by a pitch, co-founded the All-Star Smiles Foundation to fight child tooth decay by providing free dental care to children in need.

Stanton's Career Batting Record

Year	Team	AVG	G	AB	R	H	2B	3B	HR	RBI	SH	SF	HP	BB	SO	SB	CS	E	OBP	SLG
2007	GCL Marlins	.269	8	26	6	7	2	0	0	1	0	0	1	1	6	0	0	0	.321	.346
	Jamestown	.067	9	30	2	2	1	0	1	2	1	0	0	3	5	0	0	0	.147	.200
2008	Greensboro	.293	125	468	89	137	26	3	39	97	0	3	11	58	153	4	2	5	.381	.611
2009	Jupiter	.294	50	180	27	53	9	3	12	39	0	1	1	28	45	2	2	3	.390	.578
	Jacksonville	.231	79	299	49	69	15	2	16	53	0	5	6	31	99	1	1	7	.311	.455
2010	Jacksonville	.313	53	192	42	60	13	2	21	52	0	2	2	44	53	1	0	0	.442	.729
	FLORIDA	.259	100	359	45	93	21	1	22	59	0	1	2	34	123	5	2	4	.326	.507
2011	FLORIDA	.262	150	516	79	135	30	5	34	87	0	6	9	70	166	5	5	6	.356	.537
2012	MIAMI - a	.290	123	449	75	130	30	1	37	86	0	1	5	46	143	6	2	7	.361	.608
	Jupiter	.313	4	16	2	5	1	0	2	5	0	0	0	0	1	0	0	1	.313	.750
2013	MIAMI - b	.249	116	425	62	106	26	0	24	62	0	1	4	74	140	1	0	8	.365	.480
	Jupiter	.000	5	15	0	0	0	0	0	0	0	0	0	2	5	1	0	0	.118	.000
2014	MIAMI	.288	145	539	89	155	31	1	37	105	0	2	3	94	170	13	1	6	.395	.555
2015	MIAMI - c	.265	74	279	47	74	12	1	27	67	0	3	2	34	95	4	2	3	.346	.606
	Jupiter	.000	1	2	0	0	0	0	0	0	0	0	0	1	1	0	0	0	.333	.000
2016	MIAMI - d	.240	119	413	56	99	32	0	27	74	0	2	4	50	140	0	0	4	.326	.489
2017	MIAMI - e	.281	159	597	123	168	20	1	59	132	0	3	7	85	163	2	2	4	.376	.631
2018	YANKEES	.266	158	617	102	164	34	1	38	100	0	10	8	70	211	5	0	1	.343	.509
2019	YANKEES - f, g	.288	18	59	8	17	3	0	3	13	0	1	0	12	24	0	0	1	.403	.492
	Tampa	.500	3	10	4	5	0	0	4	5	0	0	0	0	3	0	0	0	.500	1.700
	Scranton/WB	.091	3	11	1	1	0	0	1	3	0	0	0	0	7	0	0	0	.091	.364
2020	YANKEES - h	.250	23	76	12	19	7	0	4	11	0	0	2	15	27	1	1	0	.387	.500
2021	YANKEES - i	.273	139	510	64	139	19	0	35	97	0	3	3	63	157	0	0	1	.354	.516
2022	YANKEES - j, k	.211	110	398	53	84	7	0	31	78	0	3	0	50	137	0	0	1	.297	.462
	Somerset	.000	2	7	0	0	0	0	0	0	0	0	0	0	3	0	0	0	.000	.000
2023	YANKEES - l	.191	101	371	43	71	13	0	24	60	0	1	2	41	124	0	0	0	.275	.420
	Somerset	.000	1	3	0	0	0	0	0	0	0	0	0	1	0	0	0	0	.250	.000
2024	YANKEES - m	.233	114	417	49	97	20	0	27	72	0	2	2	38	143	0	0	0	.298	.475
Minor League Totals		.269	339	1259	222	339	67	10	96	257	1	12	21	169	391	9	5	16	.362	.567
AL Totals		.241	663	2448	331	591	103	1	162	431	0	20	17	289	823	6	1	4	.323	.483
NL Totals		.268	986	3577	576	960	202	10	267	672	0	19	36	487	1140	36	14	42	.360	.554
Major League Totals		.257	1649	6025	907	1551	305	11	429	1103	0	39	53	776	1963	42	15	46	.345	.525



Selected by the Florida Marlins in the second round of the 2007 First-Year Player Draft.

- a – Placed on the 15-day disabled list from July 8 - August 7, 2012 after undergoing arthroscopic surgery to remove loose bodies from his right knee.
 b – Placed on the 15-day disabled list from April 30 - June 10, 2013 with a right hamstring strain.
 c – Placed on the 15-day disabled list from June 27 - October 5, 2015 with a left hamate bone fracture.
 d – Placed on the 15-day disabled list from August 14 - September 6, 2016 with a left groin strain.
 e – Acquired by the Yankees from the Miami Marlins along with cash considerations in exchange for 2B Starlin Castro, RHP Jorge Guzman and INF Jose Devers on December 11, 2017.
 f – Placed on the 10-day injured list from April 1 - June 18, 2019 with a left biceps strain.
 g – Placed on the 10-day injured list on June 26, 2019 with a right knee sprain... was transferred to the 60-day injured list on August 11 and reinstated on September 18, 2019.
 h – Placed on the 10-day injured list from August 9 - September 15, 2020 with a left hamstring strain.
 i – Placed on the 10-day injured list from May 17 (retroactive to May 14) - May 28, 2021 with a left quad strain.
 j – Placed on the 10-day injured list from May 25 - June 4, 2022 with right ankle inflammation.
 k – Placed on the 10-day injured list from July 26 (retroactive to 7/24) - August 25, 2022 with left Achilles tendonitis.
 l – Placed on the 10-day injured list from April 16 - June 1, 2023 with a left hamstring strain.
 m – Placed on the 10-day injured list from June 23 - July 29, 2024 with a left hamstring strain.

Stanton's Postseason Record

Year	Club vs. Opp.	AVG	G	AB	R	H	2B	3B	HR	RBI	SH	SF	HP	BB	SO	SB	CS	E	OBP	SLG
2018	NY Yankees vs. OAK (WC)	.333	1	3	2	1	0	0	1	1	0	0	0	1	1	1	0	0	.500	1.333
	NY Yankees vs. BOS (DS)	.222	4	18	2	4	0	0	0	0	0	0	0	0	6	0	0	0	.222	.222
2019	NY Yankees vs. MIN (DS)	.167	3	6	0	1	0	0	0	1	0	1	0	4	2	0	0	0	.455	.167
	NY Yankees vs. HOU (CS)	.286	2	7	1	2	0	0	1	1	0	0	0	0	3	0	0	0	.286	.714
2020	NY Yankees vs. CLE (WC)	.286	2	7	3	2	0	0	2	3	0	1	0	2	3	0	0	0	.400	1.143
	NY Yankees vs. TB (DS)	.316	5	19	4	6	1	0	4	10	0	0	0	2	7	0	0	0	.381	1.000
2021	NY Yankees vs. BOS (WC)	.750	1	4	1	3	0	0	1	1	0	0	0	0	1	0	0	0	.750	1.500
2022	NY Yankees vs. CLE (DS)	.125	5	16	2	2	0	0	2	6	0	1	0	2	6	0	0	0	.211	.500
	NY Yankees vs. HOU (CS)	.250	4	16	1	4	2	0	0	1	0	0	0	0	3	0	0	0	.250	.375
2024	NY Yankees vs. KC (DS)	.375	4	16	1	6	2	0	1	4	0	0	0	2	2	1	0	0	.444	.688
	NY Yankees vs. CLE (CS)	.222	5	18	5	4	0	0	4	7	0	0	0	3	5	0	0	0	.333	.889
	NY Yankees vs. LAD (WS)	.238	5	21	3	5	1	0	2	5	0	1	0	1	4	0	0	0	.261	.571
Wild Card Totals		.429	4	14	6	6	0	0	4	5	0	1	0	3	5	1	0	0	.500	1.286
LDS Totals		.253	21	75	9	19	3	0	7	21	0	2	0	10	23	1	0	0	.333	.573
LCS Totals		.244	11	41	7	10	2	0	5	9	0	0	0	3	11	0	0	0	.295	.659
World Series Totals		.238	5	21	3	5	1	0	2	5	0	1	0	1	4	0	0	0	.261	.571
POSTSEASON TOTALS		.265	41	151	25	40	6	0	18	40	0	4	0	17	43	2	0	0	.331	.662

Stanton's All-Star Game Record

Year	Club, Site	AVG	G	AB	R	H	2B	3B	HR	RBI	SH	SF	HP	BB	SO	SB	CS	E	OBP	SLG
2012	MIA, Kansas City					Selected - Did Not Play														
2014	MIA, Minnesota	.000	1	3	0	0	0	0	0	0	0	0	0	0	1	0	0	0	.000	.000
2015	MIA, Cincinnati					Selected - Did Not Play														
2017	MIA, Miami	.000	1	3	0	0	0	0	0	0	0	0	0	0	2	0	0	0	.000	.000
2022	NY Yankees, Los Angeles-NL	.500	1	2	1	1	0	0	1	2	0	0	0	0	1	0	0	0	.500	2.000
All-Star Game Totals		.125	3	8	1	1	0	0	1	2	0	0	0	0	4	0	0	0	.125	.500

Stanton's World Baseball Classic Record

Year	Country, Site	AVG	G	AB	R	H	2B	3B	HR	RBI	SH	SF	HP	BB	SO	SB	CS	E	OBP	SLG
2013	USA, Miami	.235	5	17	0	4	0	0	0	1	0	0	0	4	3	0	0	0	.381	.235
2017	USA, Miami	.227	7	22	3	5	2	0	1	4	0	0	1	2	10	0	0	0	.320	.455
WBC Totals		.231	12	39	3	9	2	0	1	5	0	0	1	6	13	0	0	0	.348	.359

Stanton's Career Fielding Record

Position	PCT	G	PO	A	E	TC	DP
Outfield	.981	1,124	2,273	69	46	2,388	10

Stanton's Career Home Run Chart

MULTI-HOMER GAMES: 36. **TWO-HOMER GAMES:** 36, last on 7/8/23 vs. CHC. **THREE-HOMER GAMES:** None. **GRAND SLAMS:** 11, last on 7/4/24 vs. TOR (Bowden Francis). **PINCH-HIT HR:** None. **INSIDE-THE-PARK HR:** None. **"WALK-OFF" HR:** 5, last on 9/20/22 vs. PIT (Wil Crowe). **LEADOFF HR:** None.

Stanton's Career Bests and Streaks

HITS: 5 - 2 times (last on 6/24/18 at TB). **RUNS:** 4, 7/9/17 at SF. **2B:** 3, 5/20/17 at LAD. **3B:** 1 - 11 times (last on 4/11/18 at BOS). **HR:** 2 - 36 times (last on 7/8/23 vs. CHC). **RBI:** 6, 5/12/22 at CWS. **BB:** 4, 9/19/17 vs. NYM. **SO:** 5 - 2 times (last on 4/8/18 vs. BAL). **SB:** 1 - 42 times (last on 8/3/20 vs. PHI). **HIT STREAK:** 17g, 4/29-5/15/14. **"WALK-OFF" HITS:** 9, last on 9/20/22 vs. PIT (HR).

Player of the Month: 3 times (last: August '17)

Player of the Week: 8 times (last: 9/20-26/21)


Rookie of the Month: None



MARCUS STROMAN • RHP



HT: 5-7 • **WT:** 180 • **BATS:** R • **THROWS:** R
BIRTHDATE: 5/1/91 • **OPENING DAY AGE:** 33
BIRTHPLACE: Medford, N.Y.
RESIDES: Palm Harbor, Fla.
COLLEGE: Duke University
M.L. SERVICE: 10 years, 26 days



STATUS

- ▶ Signed by the Yankees to a two-year Major League contract extending through the 2025 season with a conditional player option for the 2026 season.

CAREER NOTES

- ▶ Over parts of 10 seasons with the Toronto Blue Jays (2014-19), New York Mets (2019, '21), Chicago Cubs (2022-23) and Yankees (2024), has gone 87-85 with four complete games (two shutouts), two saves and a 3.72 ERA (1,458.1IP, 1,424H, 672R/603ER, 436BB, 1,204K, 139HR) in 261 career games (252 starts).
- ▶ Is a two-time All-Star (2019 with Toronto and 2023 with Chicago-NL) and a Gold Glove Award winner (2017).
- ▶ Since making his Major League debut in 2014, ranks second among Major League pitchers (min. 1,000.0IP) in groundball percentage (56.7) and fourth in home runs allowed per 9.0 innings (0.86).
- ▶ Is one of only eight pitchers to make 25-or-more starts in at least seven of the last eight non-shortened seasons since 2016.
- ▶ His 1,300.2 innings since the start of 2016 are the 10th-most among Major League pitchers.
- ▶ Has made at least 30 starts in four seasons since 2016 (32GS in 2016, 33GS in 2017, 32GS in 2019 and 33GS in 2021)...his four such seasons from 2016-21 matched the most by a Major League pitcher over that span.
- ▶ Has reached double-digit wins six times (2014, '17, '19, '21, '23 and '24).
- ▶ Has made the postseason three times in his career (2015-16 with Toronto and 2024 with the Yankees)...has gone 1-1 with a 4.40 ERA (30.2IP, 15ER) in five postseason starts...has made two "winner-take-all" starts: 2016 AL Wild Card Game vs. Baltimore (6.0IP, 4H, 2R/ER, 0BB, 6K, 1HR) and 2015 ALDS Game 5 vs. Texas (6.0IP, 6H, 2R/ER, 1BB, 4K, 1HR)...has posted a 3.00 ERA (12.0IP, 4ER) in those starts.
- ▶ Was named the World Baseball Classic Most Valuable Player in 2017 after going 1-1 with a 2.35 ERA (15.1IP, 12H, 4ER, 2BB, 9K, 0HR) in three starts for the United States.
- ▶ Is the first New York-born pitcher to make at least 29 starts for the Yankees since Dave LaPoint made 47 starts for the club from 1989-90.
- ▶ Has made eight career Opening Day rosters (2016-19 with Toronto, 2021 with New York-NL, 2022-23 with Chicago-NL and 2024 with the Yankees)...has made three career Opening Day starts (2016 and '19 with Toronto and 2023 with Chicago-NL).

CAREER HIGHLIGHTS

NL All-Star Team

- ▶ 2023

AL All-Star Team

- ▶ 2019

AL Gold Glove

- ▶ 2017

2024

- ▶ In his first season with the Yankees, went 10-9 with one save and a 4.31 ERA (154.2IP, 167H, 81R/74ER, 60BB, 113K, 19HR) in 30 games (29 starts)...opponents batted .277/.349/.431 (167-for-603, 19HR); LH .296/.372/.474 (86-for-291, 10HR); RH .260/.327/.391 (81-for-312, 9HR).
- ▶ Was the first New York-born pitcher to make at least 29 starts for the Yankees in a season since Pat Dobson made 30 starts in 1975.
- ▶ Allowed 3ER-or-fewer in 20 of his 29 starts, 2ER-or-fewer in 14 of those starts and 1ER-or-fewer in 11 of those starts...tossed five scoreless starts (0R in 6.0IP on 4/5 vs. Toronto, 0R in 6.0IP on 5/15 at Minnesota, 0R in 6.0IP on 5/25 at San Diego, 0R in 5.2IP on 6/11 at Kansas City and 0R in 6.0IP on 8/18 at Detroit in the MLB Little League Classic).
- ▶ His 49.8 groundball percentage was the fourth-highest in the AL and eighth-highest in the Majors (min. 150.0IP).
- ▶ Reached double-digit wins for the sixth time in his career.
- ▶ Made 14 appearances (13 starts) on the road, going 5-2 with a 3.09 ERA (70.0IP, 76H, 30R/24ER, 31BB, 39K, 4HR)...allowed 3ER-or-fewer in 10 of his 13 road starts, 2ER-or-fewer in eight starts and did not allow an earned run in five of those starts...the Yankees went 10-3 in his road starts...the Yankees' 10 wins in Stroman's road starts were tied for the fifth-most by any team in the Majors in a pitcher's road starts in 2024, trailing only San Diego's 13 wins in Dylan Cease's road starts, the Mets' 12 wins in Sean Manaea's road starts, Boston's 11 wins in Brayan Bello's road starts and Cleveland's 11 wins in Tanner Bibee's road starts.
- ▶ Was just the third Yankee in the last 57 years (since 1968) to toss at least 6.0IP and not allow an earned run in each of his first two starts of a season, joining Freddy García (first 2GS in 2011) and Ramiro Mendoza (first 2GS in 1999).
- ▶ Made his Yankees debut on 3/30 at Houston, earning the win (6.0IP, 4H, 3R/0ER, 2BB, 4K, 0HR, 1HP).
- ▶ Tossed 6.0 scoreless innings and did not record a decision in his first start in the Bronx as a Yankee on 4/5 vs. Toronto (6.0IP, 3H, 0R, 1BB, 6K)...according to *Elias*, was the seventh New York-born pitcher in franchise history to start the Yankees' home opener, joining Dave LaPoint (1990), John Candelaria (1989), Whitey Ford (1955-58, '60-64, '66-67), Ed Lopat (1949), Waite Hoyt (1927) and George Mogridge (1919)...started his club's home opener for the fourth time in his career (also 2016, '19 and '23).



- Recorded a season-high 9K on 4/23 vs. Oakland (5.1IP, 7H, 3ER, 1BB, 9K, 2HR, 1WP)... marked just the eighth time in his career he has recorded at least 9K in a game and his first since 8/17/21 at San Francisco with New York-NL (also 9K).
- Surrendered 5BB in back-to-back starts on 4/28 at Milwaukee and 5/3 vs. Detroit... had not allowed at least 5BB in a game since 5/21/19 vs. Boston with Toronto (6BB).
- Went undefeated in six straight starts from 5/15-6/11, going 4-0 with a 1.70 ERA (37.0IP, 7ER) in that span.
- Allowed 1R-or-fewer in three straight starts from 5/15-25 for the first time since a four-start stretch from 9/27/22-4/7/23... was his longest single-season streak since 7/9-29/22 (4GS).

STROMAN'S 2024 PITCHING LINES

Date/Opp	Score	W/L/SV	IP	H	R	ER	HR	BB	K	NP/S	ERA	Left Game
3/30 at HOU	5-3	W	6.0	4	3	0	0	2	4	101/58	0.00	Leading 4-3
4/5 vs. TOR	0-3	ND	6.0	3	0	0	0	1	6	98/57	0.00	Tied 0-0
4/10 vs. MIA	2-5	L	5.0	4	4	4	1	4	7	95/58	2.12	Trailing 4-0
4/17 at TOR*	6-4	ND	5.1	6	2	2	1	2	2	99/61	2.42	Trailing 2-1
4/23 vs. OAK*	4-3	W	5.1	7	3	3	2	1	9	97/64	2.93	Leading 4-3
4/28 at MIL	15-5	ND	4.0	6	4	4	1	5	4	88/44	3.69	Tied 4-4
5/3 vs. DET*	2-1	ND	5.1	3	1	1	0	5	3	90/53	3.41	Trailing 1-0
5/9 vs. HOU	3-4	L	5.2	9	4	0	2	2	5	95/59	3.80	Trailing 4-2
5/15 at MIN	4-0	W	6.0	2	0	0	0	3	2	91/55	3.33	Leading 4-0
5/20 vs. SEA	4-5	ND	7.1	3	1	1	1	1	6	96/61	3.05	Leading 3-1
5/25 at SD	4-1	W	6.0	3	0	0	0	1	5	91/64	2.76	Leading 4-0
5/31 at SF	6-2	W	7.1	5	2	1	0	2	2	91/55	2.60	Leading 6-2
6/6 vs. MIN	8-5	ND	4.2	6	5	5	2	2	2	78/45	3.04	Leading 7-4
6/11 at KC	10-1	W	5.2	4	0	0	0	3	1	102/54	2.82	Leading 7-0
6/16 at BOS*	3-9	L	5.0	7	4	4	0	4	3	102/58	3.08	Trailing 4-3
6/22 vs. ATL*	8-3	W	6.2	3	3	3	2	2	6	93/58	3.15	Leading 7-3
6/28 at TOR*	16-5	ND	4.1	5	3	3	0	3	3	88/52	3.29	Trailing 2-1
7/4 vs. CIN*	4-8	L	5.0	5	5	5	3	2	6	99/62	3.58	Trailing 5-2
7/10 at TB*	2-1	ND	4.1	7	1	1	0	2	2	84/49	3.51	Leading 2-1
7/21 vs. TB*	4-6	L	5.1	5	3	2	2	0	5	87/62	3.51	Trailing 3-0
7/27 at BOS*	11-8 (10)	ND	3.1	9	5	3	1	1	0	60/34	3.64	Trailing 5-4
8/2 vs. TOR	5-8	L	2.2	8	7	7	0	1	3	64/40	4.10	Trailing 5-2
8/11 vs. TEX*	8-7	W	5.0	4	1	1	0	3	1	89/52	4.01	Leading 5-1
8/18 at DET*+ 2-3 (10)	ND	6.0	4	0	0	0	2	5	87/53	3.82	Leading 1-0	
8/25 vs. COL*	10-3	W	5.0	5	3	3	0	3	5	97/56	3.88	Leading 4-3
8/30 vs. STL*	6-3	W	7.0	9	2	2	0	0	5	98/70	3.81	Leading 4-2
9/4 at TEX*	6-10	L	3.2	9	5	5	0	1	3	88/55	4.03	Trailing 5-0
9/10 vs. KC	0-5	L	5.1	7	3	3	0	2	4	89/56	4.07	Trailing 3-0
9/17 at SEA	11-2	SV	3.0	5	1	1	1	0	3	64/42	4.04	*in relief*
9/25 vs. BAL*	7-9	L	3.1	10	6	6	0	0	1	66/39	4.31	Trailing 5-1
Totals (30G/29GS)			10-9/15V 154.2	167	81	74	19	60	113		4.31	

*start came after a team loss / **Bold** - season high / + = Little League Classic / *italics* - as a reliever

- Earned the win in four consecutive road starts from 5/15-6/11, posting a 0.36 ERA (25.0IP, 1ER) in that span... his streak of earning a win in four consecutive road starts matched the longest single-season streak of his career (also won four consecutive road starts from 5/19-6/20/23 with Chicago-NL; won six consecutive road starts from 9/20/14-5/1/16 with Toronto).
- Allowed just 1R/ER in a season-high-tying 7.1 innings and did not record a decision in the Yankees' 5-4 loss on 5/20 vs. Seattle (3H, 1BB, 6K, 1HR)...marked his longest outing since 5/29/23 vs. Tampa Bay with Chicago-NL (9.0IP)...also allowed just 2R/1ER over 7.1 innings on 5/31 at San Francisco (5H, 2BB, 2K, 0HR).
- Following a single to start the second inning, did not allow a hit to 18 consecutive batters on 6/22 vs. Atlanta before surrendering a two-run HR to Travis d'Arnaud in the seventh inning (his last batter faced)...retired 16-of-18 batters faced during that stretch (2BB).
- Did not allow a HR in a career-high-tying eight straight starts from 8/2-9/25 (also 8G from 9/3/18-5/1/19).
- Went 3-0 with a 2.35 ERA (23.0IP, 6ER) over a four-start stretch from 8/11-30.
- Did not record a decision despite tossing 6.0 scoreless innings against Detroit on 8/18 in the MLB Little League Classic (4H, 2BB, 5K, 1WP).
- Reached 10 years of Major League service on 8/20.
- Was named by Major League Baseball as the Yankees' 2024 nominee for the Roberto Clemente Award on 9/9...marked his third career nomination (also 2017 with Toronto and '23 with Chicago-NL).
- Earned his first save of the season (second of career) on 9/17 at Seattle after allowing 1R/ER over 3.0 innings of relief (5H, 0BB, 3K, 1HR)...marked his first relief appearance of the season and the ninth of his career (first since 9/16/23 at Arizona with Chicago-NL).
- Was on the Yankees' ALCS and World Series rosters but did not pitch.

2023

- Went 10-9 with a 3.95 ERA (136.2IP, 120H, 68R/60ER, 52BB, 119K, 9HR) in 27 games (25 starts/1SHO) with the Cubs...was an All-Star for the second time in his career...opponents batted .231/.304/.335 (120-for-519, 9HR); LH .194/.293/.282 (53-for-273, 4HR); RH .272/.318/.394 (67-for-246, 5HR).
- Among Major League pitchers with at least 100.0 innings pitched, ranked second in groundball percentage (58.4) and home runs allowed per 9.0 innings (0.59), eighth in opponents' slugging percentage (.335) and 12th in opponents' OPS (.640).
- Allowed 3ER-or-fewer in 18 of his 25 starts and 2ER-or-fewer in 16 of those starts.
- In the first half of the season, went 9-6 with one shutout and a 2.96 ERA (112.2IP, 84H, 41R/37ER, 41BB, 98K, 6HR).
- Made his third career Opening Day start on 3/30 vs. Milwaukee and earned the win after tossing 6.0 scoreless innings (3H, 3BB, 8K, 1WP)...marked his second career Opening Day win.
- Went 9-4 with a 2.28 ERA (98.2IP, 25ER) in his first 16 starts from 3/30-6/20 before going 1-5 with an 8.29 ERA (38.0IP, 35ER) in his final 11 games (nine starts) from 6/25-9/28.
- His 2.28 ERA from 3/30-6/20 was the lowest ERA in the NL and third-lowest in the Majors over that span.



- ▶ Did not allow a run in three of his first four starts, going 2-1 with a 0.75 ERA (24.0IP, 2ER) and 25K in that span (3/30-4/18)...was the second Cubs pitcher since 1901 to record three starts of at least 6.0 scoreless innings within the Cubs' first 16 games, joining Jake Arrieta (three in 2016)...was also the third Cubs starting pitcher since 1901 to allow two-or-fewer total runs over his first four starts of a season (also Steve Stone in 1976 and Jason Hammel in 2016).
- ▶ Won a career-high seven straight starts from 5/19-6/20, posting a 1.29 ERA (48.2IP, 7ER) over that span...was the first Cubs starter to win at least seven straight starts since Kyle Hendricks won eight straight starts from 5/16-6/22/21...his seven-game winning streak was the second-longest of his career (9G from 9/20/14-5/1/16).
- ▶ Struck out Freddie Freeman looking in the third inning on 4/23 vs. Los Angeles-NL for his 1,000th career strikeout.
- ▶ Allowed 3ER-or-fewer in eight straight starts from 5/19-6/25, going 7-1 with a 1.73 ERA (52.0IP, 10ER) over that span...matched the second-longest streak of his career.
- ▶ Did not allow a HR over 52.2IP from 5/24-7/6...did not surrender a HR in seven straight starts from 5/29-7/1.
- ▶ Allowed just one hit and tossed his second career shutout on 5/29 vs. Tampa Bay (1BB, 8K, 1HP)...marked his fourth career complete game and the first nine-inning complete game by a Cubs pitcher since Alec Mills' no-hitter on 9/13/20 at Milwaukee...took a no-hit bid into the seventh inning.
- ▶ Was named the NL "Player of the Week" for 5/29-6/4 after allowing just 1R/0ER in 15.0IP over two starts (2-0, 0.00 ERA, 5H, 4BB, 14K).
- ▶ During the month of June, went 4-1 with a 2.17 ERA (29.0IP, 7ER).
- ▶ Started the Cubs' second game in London vs. the Cardinals on 6/25 and took the loss (3.1IP, 8H, 6R/3ER, 1BB, 2K)...exited the game in the fourth inning with a blister on his right index finger.
- ▶ Was named to his second career All-Star team but did not pitch.
- ▶ Was placed on the 15-day injured list with right hip inflammation on 8/2 (retroactive to 8/1)...while on the injured list, also missed time due to a right rib cartilage fracture...missed 41 team games...was reinstated from the injured list on 9/15.
- ▶ Made two relief appearances from 9/15-16, his first relief appearances since September 2014.
- ▶ Pitched for Team Puerto Rico in the WBC and posted a 3.00 ERA (9.0IP, 7H, 3R/ER, 1BB, 4K, 2HR) in two starts.

2022

- ▶ Was 6-7 with a 3.50 ERA (138.2IP, 123H, 61R/54ER, 36BB, 119K, 16HR) in 25 starts with the Cubs...opponents batted .234/.287/.377 (123-for-525, 16HR); LH .257/.296/.414 (69-for-268, 9HR); RH .210/.278/.339 (54-for-257, 7HR).
- ▶ Allowed 3ER-or-fewer in 19 of his 25 starts and 2ER-or-fewer in 17 of those starts...allowed 27 of his 61R in four of his starts.
- ▶ Allowed 2BB-or-fewer in 23 of his 25 starts.
- ▶ Received 3R-or-fewer of support in 21 of his 25 starts and 2R-or-fewer of support in 18 of those starts.
- ▶ His 52.0 groundball percentage and 2.05 groundball to flyball ratio were the seventh-highest in the NL and 10th-highest in the Majors among pitchers who tossed at least 120.0 innings.
- ▶ Recorded a team-leading 12 quality starts.
- ▶ Went 3-2 with a 2.06 ERA (74.1IP, 17ER) in 13 road starts.
- ▶ After going 2-5 with a 5.32 ERA (47.1IP, 28ER) in his first nine starts (4/10-6/3), went 4-2 with a 2.56 ERA (91.1IP, 26ER) in his final 16 starts from 7/9-10/2...his 2.56 ERA was the seventh-lowest in the NL over that span.
- ▶ Was placed on the injured list on 5/7 and was reinstated on 5/19...missed 12 team games.
- ▶ Did not allow a HR in 11 of 14 starts from 5/24-9/4, posting a 0.81 HR/9.0IP ratio over that span (7HR/77.1IP).
- ▶ Was placed on the 15-day injured list with right shoulder inflammation on 6/10 (retroactive to 6/7)...missed 29 team games...made one rehab start with Triple-A Iowa (2.2IP, 7H, 5R/ER, 1BB, 2K)...was reinstated on 7/9.
- ▶ During four starts in July, went 1-0 with a 0.89 ERA (20.1IP, 2ER)...was the second-lowest ERA in the Majors in that span (min. 20.0IP).
- ▶ Allowed 3ER-or-fewer in 13 of his final 16 starts from 7/9-10/2.
- ▶ Did not allow a HR in 31.1IP from 8/9-9/10.
- ▶ Over his final seven starts from 8/30-10/2, went 3-1 with a 2.14 ERA (42.0IP, 10ER).
- ▶ Faced Toronto for the first time in his career on 8/30 at Rogers Centre (5.0IP, 3H, 1ER, 2BB, 1K, 1HP).
- ▶ Did not allow a hit to his first 18BF on 9/16 vs. Colorado.

2021

- ▶ In 33 starts with the Mets, went 10-13 with a 3.02 ERA (179.0IP, 161H, 70R/60ER, 44BB, 158K, 17HR)...tied his career high in starts...his 3.02 ERA was his lowest in a full season...opponents batted .242/.293/.362 (161-for-665, 17HR); LH .239/.296/.350 (78-for-326, 8HR); RH .245/.290/.375 (83-for-339, 9HR).
- ▶ His 33 starts were tied for the most in the Majors...ranked eighth in the NL and ninth in the Majors in ERA.
- ▶ His 50.8 groundball percentage was the fifth-highest in the NL and the eighth-highest in the Majors...his 2.13 groundball to flyout ratio was the fourth-highest in the NL and seventh-highest in the Majors.
- ▶ His 2.21 BB/9.0IP ratio was the 10th-lowest in the NL.
- ▶ Allowed 3ER-or-fewer in 29 of his 33 starts, tied with San Francisco's Kevin Gausman and Los Angeles-NL's Walker Buehler for the most in the Majors.
- ▶ Allowed 2ER-or-fewer in 24 of his starts, tied for the second-most in the Majors, trailing only Los Angeles-NL's Walker Buehler (25).
- ▶ Posted a 0.85 HR/9.0IP ratio (17HR/179.0IP), the sixth-best mark in the NL and the ninth-highest in the Majors.
- ▶ Received 3R-or-fewer of support in 24 of his 33 starts and 2R-or-fewer in 20 of those starts.



- ▶ Tossed at least 5.0IP in 29 of his 33 starts and at least 6.0IP in 17 of his starts.
- ▶ Posted a .208 opponents' batting average the third time through the order, the fourth-lowest mark among NL pitchers (min. 150 batters faced the third time through the order)...only Max Scherzer (.158), Walker Buehler (.175) and Adam Wainwright (.180) had lower marks.
- ▶ Allowed 3ER-or-fewer in nine of his 13 losses.
- ▶ Posted a 3.03 road ERA (101.0IP, 34ER), the seventh-best mark in the Majors.
- ▶ Went 3-0 with a 0.89 ERA (20.1IP, 2ER) over his first four starts from 4/6-18.
- ▶ Over his first 16 starts of the season from 4/6-6/22, went 6-5 with a 2.31 ERA (85.2IP, 22ER).
- ▶ Tossed at least 6.0IP in eight straight starts from 5/11-6/17.
- ▶ Allowed 3ER-or-fewer in a career-high 13 straight starts from 5/21-7/26(G1), posting a 2.57 ERA (70.0IP, 20ER) over that span.
- ▶ In six starts during the month of June, went 2-2 with a 2.40 ERA (30.0IP, 8ER) and 32K...allowed 2ER-or-fewer in five of those starts.
- ▶ Exited his start on 6/22 vs. Atlanta in the second inning due to a sore left hip.
- ▶ Was placed on the bereavement list from 6/28-7/2.
- ▶ Allowed just 1H over 8.0 scoreless innings on 7/21 at Cincinnati (1BB, 7K, 1HP).
- ▶ Did not allow a HR in 33.1 innings from 8/22-9/21.
- ▶ Signed a three-year Major League contract with the Cubs on 12/1.

2020

- ▶ Was placed on the 10-day injured list on 7/22 (retroactive to 7/20) with a torn left calf...was placed on the restricted list on 8/10 after opting out of the season due to concerns over the COVID-19 pandemic.
- ▶ Accepted a qualifying offer from the Mets on 11/11.

2019

- ▶ In 32 combined starts with the Blue Jays and Mets, went 10-13 with a 3.22 ERA (184.1IP, 183H, 77R/66ER, 58BB, 159K, 18HR)...was named to his first career All-Star Game...opponents batted .257/.313/.384 (183-for-711, 18HR); LH .291/.339/.436 (109-for-374, 11HR); RH .220/.286/.326 (74-for-337, 7HR).
- ▶ Ranked fourth in the Majors in groundball percentage (54.7), fifth in groundball to flyball ratio (2.28), seventh in HR/9.0IP (0.88) and 12th in ERA.
- ▶ Tossed at least 6.0 innings in 20 of his 32 starts.
- ▶ Allowed 3ER-or-fewer in 26 of his 32 starts and 2ER-or-fewer in 19 of his starts.
- ▶ Received 2R-or-fewer of support in 20 of his 32 starts...received one-or-zero runs of support in 17 of his starts and received zero runs of support in 10 of his starts.
- ▶ Began the season with Toronto, going 6-11 with a 2.96 ERA (124.2IP, 118H, 50R/41ER, 35BB, 99K, 10HR) in 21 starts...his 2.96 ERA from 3/28-7/24 was the third-lowest ERA in the AL and the eighth-lowest ERA in the Majors over that span.
- ▶ Did not allow a HR in his first 42.0 innings from 3/28-5/6.
- ▶ Made his second career Opening Day start on 3/28 vs. Detroit, allowing just 2H over 7.0 scoreless innings (ND, 4BB, 7K)...became the 10th pitcher in franchise history to make multiple Opening Day starts.
- ▶ Went 1-3 with a 1.43 ERA (37.2IP, 6ER) over his first six starts of the season (3/28-4/26).
- ▶ Allowed just 1H over 7.0 scoreless innings on 4/26 vs. Oakland (2BB, 7K).
- ▶ Allowed 3ER-or-fewer in eight straight starts from 6/13-8/3, going 3-3 with a 2.66 ERA (47.1IP, 14ER) over that span...also allowed 3ER-or-fewer in 15 of his final 18 starts from 6/13-9/27.
- ▶ Exited his start on 6/29 vs. Kansas City after 4.0 innings with a left shoulder pectoral cramp...did not start again until 7/14 at the Yankees.
- ▶ Was elected to his first career All-Star team...did not pitch due to injury.
- ▶ Did not allow a HR in 27.1IP from 7/14-8/9.
- ▶ Was acquired by the Mets from the Blue Jays along with cash considerations in exchange for LHP Anthony Kay and RHP Simeon Woods Richardson on 7/28.
- ▶ In 11 starts with the Mets, went 4-2 with a 3.77 ERA (59.2IP, 65H, 27R/25ER, 23BB, 60K, 8HR)...the Mets went 8-3 in his 11 starts.
- ▶ Allowed 2ER-or-fewer in six of his final eight starts from 8/21-9/27.
- ▶ Went 3-0 with a 1.88 ERA (24.0IP, 5ER) in his final four starts from 9/12-27.

2018

- ▶ In 19 starts with the Blue Jays, went 4-9 with a 5.54 ERA (102.1IP, 115H, 68R/63ER, 36BB, 77K, 9HR)...opponents batted .283/.342/.416 (115-for-406, 9HR); LH .272/.333/.413 (58-for-213, 4HR); RH .295/.352/.420 (57-for-193, 5HR).
- ▶ Allowed just 9HR to his 449BF, posting a 0.79 HR/9.0IP ratio (9HR/102.1IP).
- ▶ Led the Majors with a 63.3 groundball percentage (min. 100.0IP).
- ▶ Went 0-5 with a 6.80 ERA (42.1IP, 32ER) in his first eight starts from 4/1-6/23...lost a career-high-tying four straight starts from 4/21-5/8.
- ▶ Was placed on the 10-day disabled list on 5/11 (retroactive to 5/9) with right shoulder fatigue...made one rehab start with Single-A Dunedin (L, 4.1IP, 1H, 2R/ER, 4BB, 3K, 1HR)...was reinstated from the D.L. on 6/23.
- ▶ Made his only scoreless appearance of the season on 6/23 at Los Angeles-AL (5.0IP, 6H, 1BB, 5K).
- ▶ Made his 100th career start on 7/10 at Atlanta and allowed just 1ER in 7.0IP (6H, 2BB, 5K, 0HR).



- In 10 starts from 6/23-8/12, went 4-3 with a 3.34 ERA (59.1IP, 22ER).
- Struck out James McCann swinging in the fifth inning for his 500th career strikeout on 6/29 vs. Detroit.
- Exited his start on 8/7 vs. Boston in the eighth inning with a right middle finger blister.
- Was placed on the 10-day disabled list on 8/19 (retroactive to 8/18) with a right middle finger blister...was reinstated on 9/3.
- After being activated from the D.L., made just one start in September on 9/3 vs. Tampa Bay (1.2IP, 6H, 4R/ER, 0BB, 1K).

2017

- Went 13-9 with a 3.09 ERA (201.0IP, 201H, 82R/69ER, 62BB, 164K, 21HR) in 33 starts (2CG) with Toronto...set career highs in wins, starts, quality starts (20) and complete games...opponents batted .264/.323/.392 (201-for-762, 21HR); LH .251/.321/.329 (87-for-347, 4HR); RH .275/.324/.446 (114-for-415, 17HR).
- Won his first career Gold Glove Award, becoming just the second Blue Jays pitcher in franchise history to win the award, joining R.A. Dickey (2013).
- Led the Majors with a 62.9 groundball percentage and a 3.59 groundball to fly ball ratio.
- Ranked fourth in the AL and ninth in the Majors in ERA.
- Allowed 3ER-or-fewer in 26 of his 33 starts, 2ER-or-fewer in 23 of those starts and 1ER-or-fewer in 14 starts.
- Tossed at least 200.0 innings for his second straight season...was tied for sixth in the AL and tied for 11th in the Majors in innings pitched...his 33 starts were tied for the third-most in the Majors.
- Tossed at least 6.0IP in 22 of his 33 starts...threw at least 7.0 innings in 11 of his 33 starts while the rest of Toronto's rotation combined for 18 such starts.
- His two complete games were tied for the third-most in the Majors.
- His 0.94 HR/9.0IP (21HR/201.0IP) was the fourth-lowest in the AL and tied for the ninth-lowest in the Majors.
- Went 7-6 with a 2.63 ERA (116.1IP, 34ER) in 18 starts at home.
- Threw his second career complete game on 4/12 vs. Milwaukee (9.0IP, 7H, 2R/ER, 1BB, 4K, 1HR)...was the first complete game by a Blue Jays pitcher since R.A. Dickey's complete game on 9/2/15 vs. Cleveland.
- Tossed his third career complete game on 4/23 at Los Angeles-AL (9.0IP, 7H, 2R/1ER, 1BB, 5K, 1HP).
- Posted a six-game winning streak from 4/23-6/10, posting a 2.77 ERA (61.2IP, 19ER) in 10 starts over that stretch.
- Recorded his second career double-digit strikeout game on 4/28 vs. Tampa Bay (10K).
- Exited his start on 5/3 at the Yankees after 3.0 innings with right arm tightness.
- Tossed a career-high 119 pitches on 6/28 vs. Baltimore (7.2IP, 5H, 0R, 1BB, 8K).
- Allowed just 8HR in his final 18 starts from 6/28-9/30, posting a 0.66 HR/9.0IP ratio...also posted a 2.58 ERA (108.1IP, 31ER) over that span.
- During the month of July, posted a 2.03 ERA (31.0IP, 7ER) in five starts.
- Exited his start on 7/3 at the Yankees after 5.0 innings with a blister issue on his right middle finger (5H, 2ER, 2BB, 3K).
- Was ejected in the fifth inning on 7/27 vs. Oakland by HP umpire Will Little.
- Over his final seven games from 8/28-9/30, held left-handed batters to a .145/.238/.182 (8-for-55) slash line.
- Exited his start on 9/2 at Baltimore in the second inning after being struck on the forearm by a Mark Trumbo line drive.
- Was named the World Baseball Classic Most Valuable Player after going 1-1 with a 2.35 ERA (15.1IP, 12H, 4ER, 2BB, 9K, 0HR) in three starts for the United States.

2016

- In 32 starts for Toronto, went 9-10 with a 4.37 ERA (204.0IP, 209H, 104R/99ER, 54BB, 166K, 21HR)...set career highs in innings pitched and strikeouts...opponents batted .264/.313/.407 (209-for-792, 21HR); LH .268/.325/.416 (107-for-399, 11HR); RH .260/.301/.397 (102-for-393, 10HR).
- Tossed at least 5.0 innings in 30 of his 32 starts and at least 6.0IP in 22 of his 32 starts...tossed at least 7.0IP in 13 of his starts...tossed at least 8.0IP in five starts, including two of his first three starts and three of his first six.
- His 61.4 groundball percentage was the highest in the Majors...also led the Majors with a 3.42 groundball to flyout ratio.
- Allowed 2BB-or-fewer in 27 of his 32 starts.
- His 0.93 HR/9.0IP ratio (21HR/204.0IP) was the fourth-best in the AL and 11th-lowest in the Majors.
- His 204.0IP were the seventh-most in the AL and the 11th-most in the Majors.
- Allowed 3ER-or-fewer in 20 of his 32 starts.
- Made his first career Opening Day start on 4/3 at Tampa Bay (W, 8.0IP, 6H, 3R/ER, 1BB, 5K, 1HR)...became just the third pitcher in franchise history to toss at least 8.0IP on Opening Day, joining Pat Hentgen (8.0IP on O.D. in 1997) and Jack Morris (CG on O.D. in 1992)...at 24 years, 338 days, was the third-youngest pitcher to make an Opening Day start for Toronto, trailing only Drew Hutchison (24y, 227d in 2015) and Todd Stottlemyre (24y, 324d in 1990)...was the youngest Opening Day starter in the Majors in 2016...was also the youngest Major League pitcher to toss at least 8.0 innings on Opening Day since Félix Hernández in 2009 (22y, 363d).
- Went undefeated in his first eight starts from 4/3-5/11, going 4-0 with a 3.54 ERA (56.0IP, 22ER)...was part of a career-high 13-start undefeated streak from 9/20/14-5/11/16...went 9-0 with a 2.93 ERA (89.0IP, 29ER) over that stretch.
- Did not allow a HR in 31.1 innings from 5/1-28.
- Started on his 25th birthday on 5/1 at Tampa Bay and earned the win (8.0IP, 3H, 1R/ER, 2BB, 9K, 1HR)...his 9K were the most by Blue Jays pitcher on his birthday.
- Hit his first career HR on 5/18 at Atlanta.



- ▶ Recorded a career-high 13K on 8/1 at Houston (ND, 7.0IP, 3H, 1ER, 1BB, 1HR)...marked his first career double-digit strikeout game...at 25 years, 92 days, became the youngest pitcher in franchise history to record at least 13K in a game...also marked the most strikeouts by a Blue Jays pitcher since Brandon Morrow on 8/8/10 vs. Tampa Bay (17K).
- ▶ Posted a five-game losing streak from 9/2-29, despite posting a 3.41 ERA (37.0IP, 14ER) in six starts over that span...also lost four straight starts for the first time in his career from 9/2-18.
- ▶ Allowed just 1H in 7.0 scoreless innings on 9/24 vs. the Yankees (3BB, 5K)...marked his only scoreless start of the year.
- ▶ Made the postseason for the second time and went 0-1 with a 4.76 ERA (11.1IP, 7H, 6R/ER, 3BB, 11K, 3HR) in two starts...held opponents to a .171 BA (7-for-41)...started the AL Wild Card Game vs. Baltimore and allowed just 2ER in 6.0IP in Toronto's extra-inning win (4H, 0BB, 6K, 1HR)...suffered his first career postseason loss in ALCS Game 3 vs. Cleveland (5.1IP, 3H, 4R/ER, 3BB, 5K, 2HR).

2015

- ▶ Made just four starts for the Blue Jays, going 4-0 with a 1.67 ERA (27.0IP, 20H, 5R/ER, 6BB, 18K, 2HR)...opponents batted .208/.262/.292 (20-for-96, 2HR); LH .194/.260/.254 (13-for-67, 1HR); RH .241/.267/.379 (7-for-29, 1HR).
- ▶ Suffered a torn left ACL during spring training...underwent left knee surgery on 3/19...the procedure was performed by Dr. James Andrews.
- ▶ Was placed on the 60-day disabled list on 4/5...combined to make two rehab starts with Single-A Lansing and Triple-A Buffalo, going 0-1 with a 4.70 ERA (7.2IP, 8H, 4ER, 5BB, 12K, 0HR)...was reinstated from the disabled list on 9/11...missed 139 team games.
- ▶ Became the fourth Blue Jays pitcher in franchise history to win each of his first four starts of a season with an ERA under 2.00, joining Mark Buehrle (0.64 in first 4GS in 2014), Pat Hentgen (1.67 ERA in first 4GS in 1993) and Jimmy Key (1.86 ERA in first 4GS in 1991).
- ▶ Went 3-0 with a 0.82 ERA (22.0IP, 2ER) over his final three starts (9/18-30)...tossed at least 7.0 innings in each of those starts.
- ▶ Made the postseason for the first time in his career, going 1-0 with a 4.19 ERA (19.1IP, 22H, 10R/9ER, 4BB, 10K, 1HR) in three postseason starts...made his postseason debut in ALDS Game 2 vs. Texas, allowing 4R/3ER in 7.0IP (ND, 5H, 2BB, 5K, 0HR)...in NLDS Game 5 vs. Texas, allowed just 2ER in 6.0IP in the club's series-clinching win (6H, 1BB, 4K, 1HR)...earned his first postseason win in ALCS Game 3 vs. Kansas City (6.1IP, 11H, 4R/ER, 1BB, 1K, 0HR).

2014

- ▶ Saw his first Major League action with the Blue Jays, going 11-6 with one save and a 3.65 ERA (130.2IP, 125H, 56R/53ER, 28BB, 111K, 7HR) in 26 games (20 starts/15HO) over two stints with the club (5/4-18, 5/31-9/28)...opponents batted .250/.292/.341 (125-for-501, 7HR); LH .232/.287/.359 (60-for-259, 5HR); RH .269/.298/.322 (65-for-242, 2HR).
- ▶ Among Major League rookies, ranked third in winning percentage (.647) and tied for fourth in wins...his .625 winning percentage as a starter was the highest by a rookie in club history.
- ▶ His 11 wins were tied for the fifth-most by a rookie in Toronto history, trailing only Mark Eichhorn (14-6 in 1986), Gustavo Chacin (13-9 in 2005), Ricky Romero (13-9 in 2009) and Jeff Musselman (12-5 in 1987).
- ▶ As a starter, went 10-6 with a 3.29 ERA (120.1IP, 44ER) in 20 starts...14 of his 20 starts were quality starts...tossed at least 6.0IP and allowed 2ER-or-fewer in 13 of his 20 starts...allowed 3ER-or-fewer in 15 of his 20 starts...posted a 0.45 HR/9.0IP (6HR/120.1IP) as a starter.
- ▶ Posted a 54.6 groundball percentage.
- ▶ Was selected to the active roster and signed to a Major League contract on 5/4...made his Major League debut that night at Pittsburgh, allowing 1ER in 0.2 innings of relief (1H, 1HP).
- ▶ Earned his first Major League win on 5/6 at Philadelphia, tossing 1.1 scoreless innings of relief (1H, 1K)...struck out Jayson Nix looking in the ninth inning for his first Major League strikeout.
- ▶ After posting a 12.79 ERA (6.1IP, 9ER) in his first five games (5/4-14), was optioned on 5/18.
- ▶ Was recalled on 5/31 and made his first Major League start that night vs. Kansas City and earned the win (6.0IP, 5H, 1ER, 0BB, 6K, 0HR)...became the third Blue Jay in franchise history to record at least 6K without surrendering a walk in his first career Major League start, joining José Núñez (11K/0BB) on 7/9/87 vs. Kansas City and Brett Cecil (6K/0BB) on 5/5/09 vs. Cleveland.
- ▶ Went 10-6 with one save and a 3.18 ERA (124.1IP, 44ER) in 21 games (20 starts) during his second stint with the club (5/31-end of season).
- ▶ Set a career high with 9.0IP on 8/9 vs. Detroit (4H, 2ER, 3BB, 4K).
- ▶ Tossed his first career shutout on 9/8 vs. Chicago-NL (9.0IP, 3H, 0BB, 8K)...became just the ninth Toronto rookie to throw a shutout of at least 9.0 innings, joining Dave Bush (10/1/04 vs. the Yankees), Roy Halladay (5/20/99 vs. Detroit), Chris Carpenter (9/9/97 vs. Anaheim), John Cerutti (6/24/86 vs. Milwaukee), Jim Gott (7/31/82 vs. Detroit), Phil Huffman (8/27/79 vs. Oakland), Dave Stieb (8/11/79 at Chicago-AL) and Jerry Garvin (8/24/77 at Seattle)...was just the second Toronto rookie to toss a shutout without walking a batter, joining Halladay...also became the sixth Toronto rookie to toss at least 9.0IP multiple times in a season, joining John Cerutti (two times in 1986), Dave Stieb (six times in 1979), Phil Huffman (two times in 1979), Jerry Garvin (nine times in 1977) and Jim Clancy (three times in 1977).
- ▶ Struck out Caleb Joseph swinging on 9/15 at Baltimore for his 100th career strikeout.
- ▶ In his final appearance of the season on 9/26 vs. Baltimore, tossed 4.0 scoreless innings of relief to record his first career save.
- ▶ In seven starts with Triple-A Buffalo, went 2-4 with a 3.03 ERA (35.2IP, 32H, 14R/12ER, 9BB, 45K, 1HR).



2013

- ▶ In 20 starts with Double-A New Hampshire, went 9-5 with a 3.30 ERA (111.2IP, 99H, 48R/41ER, 27BB, 129K, 13HR)...ranked third among Blue Jays minor leaguers in strikeouts and tied for third in wins...his 129K were also the ninth-most in the Eastern League.
- ▶ Following the season, played for the Salt River Rafterns in the Arizona Fall League, going 1-2 with a 3.09 ERA (11.2IP, 8H, 4R/ER, 3BB, 13K, 0HR) in nine relief appearances...was named an AFL Rising Star.
- ▶ Was tabbed an Organization All-Star by MiLB.com.

2012

- ▶ In his professional debut, combined with short-season Single-A Vancouver and Double-A New Hampshire to go 3-0 with a 3.26 ERA (19.1IP, 16H, 8R/7ER, 9BB, 23K, 1HR) in 15 relief appearances.
- ▶ Began the season with short-season Single-A Vancouver, going 1-0 with a 3.18 ERA (11.1IP, 8H, 5R/4ER, 3BB, 15K, 0HR) in seven relief appearances.
- ▶ Was promoted to Double-A New Hampshire on 8/1 and went 2-0 with a 3.38 ERA (8.0IP, 8H, 3R/ER, 6BB, 8K, 1HR) in eight relief appearances.
- ▶ Was suspended for 50 games after testing positive for Methylhexanamine in violation of Major League Baseball's Minor League Drug Prevention and Treatment Program.

PERSONAL

- ▶ Full name is Marcus Earl Stroman.
- ▶ Graduated from Patchogue-Medford High School (N.Y.) in 2010, where he was a four-year letterwinner...went 9-1 with a 0.25 ERA and 120 strikeouts in his senior season, earning him First-Team All-State and Third-Team All-American honors...was also named the New York Gatorade "Player of the Year," Louisville Slugger's "Player of the Year" for New York, and won the Paul Gibson Award, which honors the top pitcher on Long Island.
- ▶ Played three seasons at Duke University, going 15-13 with a 3.27 ERA (220.0IP, 80ER) in 48 games (27 starts)...earned All-America honors from Louisville Slugger (Second Team), Perfect Game USA (Second Team), National Collegiate Baseball Writers Association (Third Team) and *Baseball America* (Third Team) as a junior...was named First Team All-ACC and was an ACC Academic Honor Roll selection in 2012...led all NCAA pitchers in strikeouts (136) and finished second in strikeouts per nine innings (12.49) in his final year...was Duke's first-ever first-round draft pick...completed his degree at Duke in the summer of 2015 while rehabbing his knee.
- ▶ Founded the Height Doesn't Measure Heart (HDMH) Foundation in 2019 to create valuable opportunities for children and young people, especially those from inner cities and underserved areas, to rise above their circumstances and pursue their dreams...the HDMH Foundation seeks to set a positive example for kids and instill in them the idea that nothing can stop them from achieving their dreams if they put their minds to it...during the COVID-19 shutdown, Stroman's HDMH Foundation supported the Food Bank For New York City and Long Island Cares, providing hunger assistance in both Nassau and Suffolk County...prior to one game each homestand of the 2024 season, Stroman met with guests in the Yankee Stadium Press Conference Room and took part in Q&A sessions, while also sharing stories, health and fitness tips, and general life advice, emphasizing the importance of outstanding work ethic, mental health, and education.
- ▶ In March 2024, the Marcus Stroman Height Doesn't Measure Heart Foundation, in collaboration with the educational platform Bold.org, announced the launch of the Marcus Stroman Scholarship...the initiative aims to empower high school seniors, offering them a chance to pursue higher education without the burden of financial constraints...the scholarship has committed \$250,000 over the next five years.
- ▶ Was the Yankees' 2024 nominee for the Roberto Clemente Award...marked his third career nomination (also 2017 with Toronto and '23 with Chicago-NL).

Stroman's Career Pitching Record

Year	Club	W	L	ERA	G	GS	CG	SHO	SV	IP	H	R	ER	HR	HP	BB	SO	WP	BK
2012	Vancouver	1	0	3.18	7	0	0	0	0	11.1	8	5	4	0	0	3	15	0	0
	New Hampshire	2	0	3.38	8	0	0	0	0	8.0	8	3	3	1	0	6	8	1	0
2013	New Hampshire	9	5	3.30	20	20	0	0	0	111.2	99	48	41	13	3	27	129	4	0
2014	Buffalo	2	4	3.03	7	7	1	0	0	35.2	32	14	12	1	2	9	45	0	0
	TORONTO	11	6	3.65	26	20	1	1	1	130.2	125	56	53	7	3	28	111	9	1
2015	Lansing - a	0	0	0.00	1	1	0	0	0	4.2	0	0	0	0	0	1	7	1	0
	Buffalo	0	1	12.00	1	1	0	0	0	3.0	8	4	4	0	0	4	5	0	0
	TORONTO	4	0	1.67	4	4	0	0	0	27.0	20	5	5	2	1	6	18	2	1
2016	TORONTO	9	10	4.37	32	32	0	0	0	204.0	209	104	99	21	4	54	166	9	1
2017	TORONTO	13	9	3.09	33	33	2	0	0	201.0	201	82	69	21	6	62	164	3	1
2018	TORONTO - b, c	4	9	5.54	19	19	0	0	0	102.1	115	68	63	9	2	36	77	3	1
	Dunedin	0	1	4.15	1	1	0	0	0	4.1	1	2	2	1	0	4	3	0	0
2019	TORONTO	6	11	2.96	21	21	0	0	0	124.2	118	50	41	10	0	35	99	4	0
	NEW YORK-NL - d	4	2	3.77	11	11	0	0	0	59.2	65	27	25	8	1	23	60	3	0
2020	NEW YORK-NL - e																		
2021	NEW YORK-NL	10	13	3.02	33	33	0	0	0	179.0	161	70	60	17	7	44	158	7	0
2022	CHICAGO-NL - f, g	6	7	3.50	25	25	0	0	0	138.2	123	61	54	16	4	36	119	2	2
	Iowa	0	0	16.88	1	1	0	0	0	2.2	7	5	5	0	0	1	2	0	0
2023	CHICAGO-NL - h	10	9	3.95	27	25	1	1	0	136.2	120	68	60	9	3	52	119	3	0
2024	YANKEES	10	9	4.31	30	29	0	0	1	154.2	167	81	74	19	8	60	113	2	0
Minor League Totals		14	11	3.52	46	31	1	0	0	181.1	163	81	71	16	5	55	214	6	0
AL Totals		57	54	3.85	165	158	3	1	2	944.1	955	446	404	89	24	281	748	32	5
NL Totals		30	31	3.48	96	94	1	1	0	514.0	469	226	199	50	15	155	456	15	2
Major League Totals		87	85	3.72	261	252	4	2	2	1458.1	1424	672	603	139	39	436	1204	47	7



Selected by the Washington Nationals in the 18th round of the 2009 First-Year Player Draft but did not sign.
Selected by the Toronto Blue Jays in the first round (22nd overall) of the 2012 First-Year Player Draft.

- a – Placed on the 60-day disabled list from April 5 - September 11, 2015 with a torn left ACL.
b – Placed on the 10-day disabled list from May 11 (retroactive to May 9) - June 23, 2018 with right shoulder fatigue.
c – Placed on the 10-day disabled list from August 19 (retroactive to August 18) - September 3, 2018 with a right middle finger blister.
d – Acquired by the New York Mets from the Toronto Blue Jays along with cash considerations in exchange for LHP Anthony Kay and RHP Simeon Woods Richardson on July 28, 2019.
e – Placed on the 10-day injured list on July 22, 2020 (retroactive to July 20) with a torn left calf...was placed on the restricted list on August 10, 2020 after opting out of the season.
f – Placed on the injured list from May 7 - May 19, 2022.
g – Placed on the 15-day injured list with right shoulder inflammation from June 10 (retroactive to June 7) - July 9, 2022.
h – Placed on the 15-day injured list with right hip inflammation from August 2 (retroactive to August 1) - September 15, 2023.

Stroman's Postseason Record

Year	Club vs. Opp.	W	L	ERA	G	GS	CG	SHO	SV	IP	H	R	ER	HR	HP	BB	SO	WP	BK
2015	TOR vs. TEX (DS)	0	0	3.46	2	2	0	0	0	13.0	11	6	5	1	0	3	9	0	0
	TOR vs. KC (CS)	1	0	5.68	1	1	0	0	0	6.1	11	4	4	0	0	1	1	1	0
2016	TOR vs. BAL (WC)	0	0	3.00	1	1	0	0	0	6.0	4	2	2	1	0	0	6	0	0
	TOR vs. TEX (DS)																		
	TOR vs. CLE (CS)	0	1	6.75	1	1	0	0	0	5.1	3	4	4	2	0	3	5	1	0
2024	NY Yankees vs. CLE (CS)																		
	NY Yankees vs. LAD (WS)																		
	Wild Card Totals	0	0	3.00	1	1	0	0	0	6.0	4	2	2	1	0	0	6	0	0
	LDS Totals	0	0	3.46	2	2	0	0	0	13.0	11	6	5	1	0	3	9	0	0
	LCS Totals	1	1	6.17	2	2	0	0	0	11.2	14	8	8	2	0	4	6	2	0
	POSTSEASON TOTALS	1	1	4.40	5	5	0	0	0	30.2	29	16	15	4	0	7	21	2	0

Stroman's All-Star Game Record

Year	Club, Site	W	L	ERA	G	GS	CG	SHO	SV	IP	H	R	ER	HR	HP	BB	SO	WP	BK
2019	TOR, Cleveland																		
2023	CHC, Seattle																		
	All-Star Game Totals	0	0	---	0	0	0	0	0	0	0	0	0	0	0	0	0	0	0

Stroman's World Baseball Classic Record

Year	Country, Site	W	L	ERA	G	GS	CG	SHO	SV	IP	H	R	ER	HR	HP	BB	SO	WP	BK
2017	USA, Miami/San Diego	1	0	2.35	3	3	0	0	0	15.1	12	4	4	0	1	2	9	0	0
2023	Puerto Rico, Seattle	0	1	3.00	2	2	0	0	0	9.0	7	3	3	2	1	1	4	0	0
	WBC Totals	1	1	2.59	5	5	0	0	0	24.1	19	7	7	2	2	3	13	0	0

Stroman's Career Fielding Record

Position	PCT	G	PO	A	E	TC	DP
Pitcher	.968	261	123	235	12	370	17

Stroman's Regular Season Batting Record

Year	Team	AVG	G	AB	R	H	2B	3B	HR	RBI	SH	SF	HP	BB	SO	SB	CS
2024	NY Yankees																
	Major League Totals	.101	261	89	9	9	3	0	1	2	6	0	0	4	42	1	0

Stroman's Career Bests and Streaks

COMPLETE GAMES: 4, last on 5/29/23 vs. TB (9.0IP). **LOW-HIT COMPLETE GAME:** 1, 5/29/23 vs. TB. **IP (START):** 9.0 - 4 times (last on 5/29/23 vs. TB). **IP (RELIEF):** 4.0, 9/26/14 vs. BAL. **HITS:** 13, 5/17/16 vs. TB. **RUNS:** 9, 6/3/22 vs. STL. **EARNED RUNS:** 9, 6/3/22 vs. STL. **WALKS:** 6 - 2 times (last on 5/21/19 vs. BOS). **STRIKEOUTS:** 13, 8/1/16 at HOU. **HOME RUNS:** 3 - 8 times (last on 7/4/24 vs. CIN). **WINNING STREAK:** 9g, 9/20/14-5/1/16. **LOSING STREAK:** 6g, 9/30/17-5/8/18. **SCORELESS STREAK (IP):** 21.0, 9/27/22-4/12/23.

Pitcher of the Month: None

Player of the Week: 5/29-6/4/23

Rookie of the Month: None

Milestone Wins in Franchise History

1	4/23/1903 at Washington, 7-2	5,000	9/11/1959 vs. Detroit, 9-3
100	6/19/1904 at St. Louis (G1), 4-3	6,000	..	5/8/1971 at Chicago-AL, 2-1 (11 innings)
500	8/31/1909 at Cleveland (G1), 4-1	7,000	8/4/1982 vs. Chicago-AL, 6-2
1,000	9/9/1916 at Philadelphia (G1), 4-1	8,000	7/21/1994 at California, 11-7
2,000	6/2/1928 at Detroit, 5-2 (10 innings)	9,000	5/17/2005 at Seattle, 6-0
3,000	8/27/1938 vs. Cleveland (G1), 8-7	10,000	10/1/2015 vs. Boston, 4-1
4,000	6/30/1949 at Boston, 6-3			

*With their 10,000th win, the Yankees became the first AL team to reach 10,000 regular season victories...with a 10,778-8,148 (.569) franchise record through 2024, the Yankees are the all-time winningest AL team.



JORBIT VIVAS • INF

90

HT: 5-10 • **WT:** 171 • **BATS:** L • **THROWS:** R
BIRTHDATE: 3/9/01 • **OPENING DAY AGE:** 24
BIRTHPLACE: Puerto Cabello, Venezuela
RESIDES: Puerto Cabello, Venezuela
M.L. SERVICE: 3 days (Rookie)



STATUS

- ▶ Acquired by the Yankees from the Los Angeles Dodgers along with LHP Víctor González in exchange for INF Trey Sweeney on December 11, 2023.

2024

- ▶ Combined with Triple-A Scranton/Wilkes-Barre, Single-A Tampa and High-A Hudson Valley to bat .225 (84-for-374) with 63R, 19 doubles, 2 triples, 9HR, 50RBI, 63BB and 21SB in 101 games...was tied for seventh in walks among Yankees minor leaguers.
- ▶ Began the season on the minor league injured list after suffering a face contusion during pregame warmup activities prior to the Yankees' spring training game on 3/25 vs. the Mets.
- ▶ Spent the majority of the season with Triple-A Scranton/Wilkes-Barre, batting .225 (78-for-347) with 57R, 18 doubles, 2 triples, 9HR, 45RBI, 58BB and 20SB.
- ▶ Was recalled by the Yankees on 7/12...did not appear in a game before being optioned to Triple-A Scranton/Wilkes-Barre on 7/14.
- ▶ Following the season, appeared in nine games for the Águilas del Zulia in the Venezuelan Winter League, batting .083 (2-for-24) with 2R, 5RBI, 6BB and 1SB.

2023

- ▶ Combined with Double-A Tulsa and Triple-A Oklahoma City to hit .269 (136-for-506) with 98R, 25 doubles, 3 triples, 13HR, 63RBI, 69BB and 25SB in 135 games...ranked second among Dodgers minor leaguers in hits and runs scored, tied for fourth in stolen bases, fifth in total bases (206), seventh in RBI and doubles, tied for seventh in extra-base hits (41) and eighth in walks.
- ▶ Spent the majority of the season with Double-A Tulsa, hitting .280 (113-for-404) with 82R, 23 doubles, 2 triples, 12HR, 54RBI, 54BB and 21SB in 109 games...tied for seventh in the Texas League in runs scored and ranked eighth in OBP (.391).
- ▶ Was named the Texas League "Player of the Week" for 4/17-23 after hitting .417/.481/1.000 (10-for-24) with 4R, 5 doubles, 3HR, 5RBI and 2BB in six games.
- ▶ Was promoted to Triple-A Oklahoma City on 8/22 and batted .225 (23-for-102) with 16R, 2 doubles, 1 triple, 1HR, 9RBI, 15BB and 4SB in 26 games.
- ▶ Acquired by the Yankees from the Los Angeles Dodgers along with LHP Víctor González in exchange for INF Trey Sweeney on 12/11.

2022

- ▶ Spent the season with High-A Great Lakes, batting .269 (129-for-479) with 73R, 19 doubles, 7 triples, 10HR, 66RBI, 63BB and 2SB in 128 games...was named a Midwest Postseason All-Star after ranking second in the league in hits and total bases (192), third in runs scored, tied for fourth in triples, sixth in BA and OBP (.374), seventh in RBI and tied for eighth in walks.
- ▶ Was tied for third among Dodgers minor leaguers in triples and ranked sixth in hits.
- ▶ Was named the Midwest League "Player of the Week" for 5/16-22 after batting .560/.607/.920 (14-for-25) with 5R, 2 doubles, 2 triples, 1HR, 8RBI and 3BB in six games.
- ▶ Following the season, batted .333 (9-for-27) with 7R, 2 doubles, 7RBI and 6BB in seven games for the Glendale Desert Dogs in the Arizona Fall League.

2021

- ▶ Combined with Single-A Rancho Cucamonga and High-A Great Lakes to hit .312/.396/.496 (129-for-413) with 85R, 26 doubles, 4 triples, 14HR, 87RBI, 40BB and 8SB in 106 games...ranked second among Dodgers minor leaguers in hits and RBI, fourth in BA, sixth in runs scored, doubles and total bases (205), and seventh in OBP.
- ▶ Spent the majority of the season with Single-A Rancho Cucamonga, batting .311/.389/.515 (102-for-328) with 73R, 20 doubles, 4 triples, 13HR, 73RBI, 27BB and 5SB in 83 games...ranked third in the Low-A West in SLG and OPS (.904), tied for fourth in RBI, fifth in OBP, sixth in BA, eighth in runs scored, ninth in total bases (169) and 10th in hits...was named a Low-A West Postseason All-Star.
- ▶ Was promoted to High-A Great Lakes on 8/25 and hit .318/.422/.424 (27-for-85) with 12R, 6 doubles, 1HR, 14RBI, 13BB and 3SB in 23 games.



- Following the season, appeared in nine games for the Águilas del Zulia in the Venezuelan Winter League, batting .053 (1-for-19) with 3R, 3BB and 1SB.

2020

- Did not play during the regular season due to the COVID-19 pandemic.
- Appeared in nine games for the Águilas del Zulia in the Venezuelan Winter League, batting .286 (8-for-28) with 1R, 1 double, 4RBI, 1BB and 1SB.

2019

- Combined with the AZL Dodgers and Single-A Ogden to bat .327/.410/.472 (65-for-199) with 31R, 17 doubles, 3 triples, 2HR, 32RBI, 19BB and 10SB in 54 games...among Dodgers minor leaguers, ranked second in batting average and fifth in OBP.
- Began the season with the AZL Dodgers, hitting .357/.438/.513 (41-for-115) with 18R, 11 doubles, 2 triples, 1HR, 20RBI, 13BB and 5SB in 30 games.
- Was promoted to Single-A Ogden on 8/7 and batted .286 (24-for-84) with 13R, 6 doubles, 1 triple, 12RBI, 6BB and 5SB in 24 games.

2018

- In his professional debut, hit .222 (39-for-176) with 33R, 11 doubles, 1 triple, 11RBI, 26BB and 16SB in 51 games with the DSL Dodgers.

PERSONAL

- Full name is Jorbit Jose Vivas Antolinez...pronounced JOR-beet BEE-bas.

Vivas' Career Batting Record

Year	Club	AVG	G	AB	R	H	2B	3B	HR	RBI	SH	SF	HP	BB	SO	SB	CS	E	OBP	SLG
2018	DSL Dodgers	.222	51	176	33	39	11	1	0	11	0	4	11	26	35	16	4	5	.350	.295
2019	AZL Dodgers	.357	30	115	18	41	11	2	1	20	0	3	6	13	15	5	4	5	.438	.513
	Ogden	.286	24	84	13	24	6	1	1	12	0	1	6	6	16	5	5	2	.371	.417
2020	Did Not Play - COVID-19 Pandemic																			
2021	Rancho Cucamonga	.311	83	328	73	102	20	4	13	73	0	3	17	27	42	5	3	8	.389	.515
	Great Lakes	.318	23	85	12	27	6	0	1	14	0	1	3	13	13	3	1	2	.422	.424
2022	Great Lakes	.269	128	479	73	129	19	7	10	66	0	6	21	63	58	2	1	15	.374	.401
2023	Tulsa	.280	109	404	82	113	23	2	12	54	0	6	24	54	52	21	4	14	.391	.436
	Oklahoma City - a	.225	26	102	16	23	2	1	1	9	0	1	3	15	19	4	1	0	.339	.294
2024	Scranton/WB	.225	93	347	57	78	18	2	9	45	0	4	9	58	70	20	5	5	.347	.366
	Tampa	.091	4	11	2	1	0	0	0	0	0	0	1	3	3	1	0	1	.333	.091
	Hudson Valley	.313	4	16	4	5	1	0	0	5	0	0	0	2	3	0	0	0	.389	.375
Minor League Totals		.271	575	2147	383	582	117	20	48	309	0	29	101	280	326	82	28	57	.377	.411

Signed by the Los Angeles Dodgers as a non-drafted free agent on July 4, 2017.

a – Acquired by the Yankees from the Los Angeles Dodgers along with LHP Víctor González in exchange for INF Trey Sweeney on December 11, 2023.

Home Runs in First At-Bat with the Yankees

Since 1961 (Expansion Era)

John A. Miller.....	9/11/1966 at BOS [^]	Nick Green.....	7/2/2006 vs. NYM*
Graig Nettles.....	4/6/1973 at BOS* [†]	Wilson Betemit.....	8/2/2007 vs. CWS
Jimmy Wynn.....	4/7/1977 vs. MIL [†]	Cody Ransom.....	8/17/2008 vs. KC**
Barry Foote.....	4/28/1981 at DET	Curtis Granderson.....	4/4/2010 at BOS [†]
Glenallen Hill.....	7/24/2000 at BAL	Andruw Jones.....	4/5/2011 vs. MIN
Ron Coomer.....	4/6/2002 vs. TB	Mark Reynolds.....	8/16/2013 at BOS
Marcus Thames.....	6/10/2002 vs. ARI [^]	Tyler Austin.....	8/13/2016 vs. TB (b2b w/ Judge) [^]
Todd Zeile.....	4/2/2003 at TOR	Aaron Judge.....	8/13/2016 vs. TB (b2b w/ Austin) [^]
Bubba Crosby.....	4/9/2004 vs. CWS	Giancarlo Stanton.....	3/29/2018 at TOR [†]
Andy Phillips.....	9/26/2004 at BOS [^]	Jasson Domínguez.....	9/1/2023 at HOU [^]

*All players except Nettles and Green homered in their first plate appearance as a Yankee.

**Ransom also homered in his second PA (and AB) with the Yankees, and is the only Yankee ever to accomplish the feat.

[†]Opening Day / [^]First career plate appearance



ANTHONY VOLPE • INF

11

HT: 5-11 • **WT:** 197 • **BATS:** R • **THROWS:** R
BIRTHDATE: 4/28/01 • **OPENING DAY AGE:** 23
BIRTHPLACE: New York, N.Y.
RESIDES: Watchung, N.J.
M.L. SERVICE: 2 years



STATUS

- ▶ Was selected by the Yankees in the first round (30th overall) of the 2019 First-Year Player Draft.

CAREER NOTES

- ▶ With 33 career home runs and 52 career stolen bases, is the first Yankee in franchise history and one of 12 players in Major League history to hit at least 30HR and record at least 50SB over his first two Major League seasons...joins Ely De La Cruz (38HR/102SB from 2023-24), Brenton Doyle (33HR/52SB from 2023-24), Julio Rodríguez (60HR/62SB from 2022-23), Bobby Witt Jr. (50HR/79SB from 2022-23), Ronald Acuña Jr. (67HR/53SB from 2018-19), Mike Trout (35HR/53SB from 2011-12), Ellis Burks (38HR/52SB from 1987-88), Barry Bonds (41HR/68SB from 1986-87), Oddibe McDowell (36HR/58SB from 1985-86), Mitchell Page (38HR/65SB from 1977-78) and Bobby Bonds (41HR/61SB from 1968-69).
- ▶ Was just the fifth player in franchise history to record at least 20SB in each of his first two Major League seasons...joined Hal Chase (first eight seasons from 1905-12), Bert Daniels (first four seasons from 1910-13), Fritz Maisel (first three seasons from 1913-15) and Jimmy Austin (first two seasons from 1909-10).
- ▶ With 21HR and 24SB in 2023, became the only Yankee in franchise history to hit at least 20HR and record at least 20SB in their rookie season...is one of just 17 Major League players to accomplish the feat as a rookie...was the 14th player in franchise history to record at least 20HR and 20SB in a season...was just the second shortstop in Yankees history to hit at least 20HR and record at least 20SB in a single season (min. 50% of games at SS), joining Derek Jeter (twice).
- ▶ His 33 career home runs are the eighth-most by a Yankee prior to his 24th birthday in franchise history...trails Mickey Mantle (121HR from 1951-55), Joe DiMaggio (107HR from 1936-38), Gleyber Torres (65HR from 2018-20), Joe Pepitone (62HR from 1962-64), Lou Gehrig (54HR from 1923-27), Ben Chapman (37HR from 1930-32) and Tony Lazzeri (36HR from 1926-27).
- ▶ With 21HR in 2023, became the fourth Yankees shortstop in franchise history to hit at least 21HR in a season (min. 50% games at SS), joining Derek Jeter (24HR in 1999, 23HR in 2004 and 21HR in 2001), Didi Gregorius (27HR in 2018 and 25HR in 2017) and Gleyber Torres (38HR in 2019).
- ▶ Became the first Yankees rookie to win a Gold Glove since the award was established in 1957...he became the second Yankees shortstop to win the award, joining Derek Jeter (five times: 2004-06, '09-10)...he was the second rookie shortstop to win a Gold Glove, joining Jeremy Peña (2022 with Houston).
- ▶ His 24SB in 2023 were the 10th-most by a rookie in franchise history, trailing only Alfonso Soriano (43SB in 2001), Bert Daniels (41SB in 1910), Willie Randolph (37SB in 1976), Neal Ball (32SB in 1908), Jimmy Austin (30SB in 1909), Brett Gardner (26SB in 2009), Doc Cook (26SB in 1914), Jerry Kenney (25SB in 1969) and Fritz Maisel (25SB in 1913).
- ▶ According to *Elias*, was the first Yankee to steal his first 15 career bases without getting caught (since 1921 when caught stealing was first recorded in the American League)...surpassed Joe DiMaggio (first 12SB with OCS from 1936-38).
- ▶ Has made two career Opening Day rosters (2023-24).

CAREER HIGHLIGHTS

AL Gold Glove
 ▶ 2023

2024

- ▶ In 160 games with the Yankees, hit .243 (155-for-637) with 90R, 27 doubles, 7 triples, 12HR, 60RBI, 42BB and 28SB.
- ▶ Was one of just nine players in the Majors to appear in at least 160 games, joining the Mets' Pete Alonso (162G), Philadelphia's Nick Castellanos (162G), Atlanta's Matt Olson (162G), Atlanta's Marcell Ozuna (162G), Milwaukee's Willy Adams (161G), Kansas City's Bobby Witt Jr. (161G), Cincinnati's Ely De La Cruz (160G) and Boston's Jarren Duran (160G)...his 160 games played were the most by a Yankee in the last 11 years (since 2014) and most by a Yankee since Robinson Canó in 2013 (also 160G).
- ▶ His career-high 28SB were the most by a Yankee in the last 10 years (since 2015) and the most since Jacoby Ellsbury's 39SB in 2014.
- ▶ His seven triples were tied for the fourth-most in the AL and tied for the seventh-most in the Majors...his seven triples were the most by a Yankee since Brett Gardner's seven triples in 2019.
- ▶ Hit .285/.347/.434 (76-for-267) with 47R, 10 doubles, 6 triples, 6HR, 25RBI, 23BB, 3HP, 12SB and 15F in his first 65 games from 3/28-6/8.
- ▶ Was scratched from the starting lineup on 3/31 at Houston due to stomach illness.
- ▶ Recorded a career-high 4H on 4/1 at Arizona...was the second Yankee age 22-or-younger (third time) in the last 18 years (since 2007) to record at least 4H in a game (also Gleyber Torres - twice in 2019).
- ▶ Hit a three-run HR in the fifth inning on his 23rd birthday on 4/28 at Milwaukee...was the first Yankee to homer on his birthday since Aaron Judge (30th birthday on 4/26/22) and was the youngest Yankee to do so since Rusty Torres (23rd birthday on 9/30/71 at Washington-AL)...was one of just three Yankees in franchise history to homer on his birthday at age 23-or-younger, joining Rusty Torres and Yogi Berra (22nd birthday on 5/12/47 at Boston).



- ▶ Posted a career-high 34-game on-base streak from 5/2-6/8...hit .303/.346/.476 (44-for-145) with 27R, 6 doubles, 5 triples, 3HR, 12RBI, 9BB, 1HP and 15F over that stretch...was just the second Yankee age 23-or-younger in the last 85 years (since 1940) and the fifth player in franchise history (seventh time) to record as long of an on-base streak, joining Joe DiMaggio (52G in 1937 and 35G in 1938), Lou Gehrig (41G in 1926 and 34G in 1927), Charlie Keller (40G in 1939) and Mickey Mantle (36G from 1951-52).
- ▶ Recorded a career-high 21-game hitting streak from 5/7-29, batting .341/.378/.549 (31-for-91) with 14R, 4 doubles, 3 triples, 3HR, 10RBI, 5BB, 1HP, 15F and 4SB in that span...marked the longest hitting streak by a Yankee since Robinson Canó's 23-game streak from 6/24-7/20/12...was just the second Yankee in franchise history (third time) to record a hitting streak of at least 21 games at age 23-or-younger, joining Joe DiMaggio (22G from 6/27-7/21/37 and 21G from 7/23-8/12-G2/37)...was the third-longest hitting streak in the AL and tied for the fifth-longest in the Majors in 2024.
- ▶ Hit his second career leadoff HR on 5/16 at Minnesota (also 4/14/23 vs. Minnesota).
- ▶ Homered in back-to-back games from 8/2-3 for the first time in his career.
- ▶ Stole his 20th base of the year in the sixth inning on 8/4 vs. Toronto...became just the fifth player in franchise history to record at least 20SB in each of his first two Major League seasons, joining Hal Chase (first eight seasons from 1905-12), Bert Daniels (first four seasons from 1910-13), Fritz Maisel (first three seasons from 1913-15) and Jimmy Austin (first two seasons from 1909-10).
- ▶ Recorded his 50th career stolen base in the eighth inning on 9/3 at Texas...with 32 career home runs at the time, became the first Yankee in franchise history to hit at least 30HR and record at least 50SB over his first two Major League seasons...is one of 12 players in Major League history to accomplish the feat.
- ▶ Started all 14 postseason games at SS for the Yankees, batting .286/.407/.408 (14-for-49) with 10R, 3 doubles, 1HR, 6RBI, 10BB and 5SB...reached base in each of his first 10 postseason games, becoming the only Yankee in the last 28 years (since 1997) to reach base in each of his first 10 career postseason games (Derek Jeter reached base in each of his first 13 career postseason games in 1996).
- ▶ Reached base in 7-of-16PA in the ALDS vs. Kansas City (3H/4BB)...hit .353/.476/.412 (6-for-17) with 5R, 1 double, 4BB and 1SB in the ALCS vs. Cleveland, reaching base multiple times in three of those five games...hit .250/.318/.500 (5-for-20) with 4R, 2 doubles, 1HR, 5RBI, 2BB and 3SB in five World Series games.
- ▶ Hit his first career postseason home run with a go-ahead grand slam in the third inning in World Series Game 4 vs. Los Angeles-NL...marked the 15th postseason grand slam in Yankees history and the ninth different Yankee to hit a grand slam in the World Series...at 23 years, 184 days old, was the third-youngest Yankee to hit a grand slam in the postseason, trailing only Mickey Mantle (21y, 349d in 1953 WS Game 5) and Gil McDougald (23y, 143d in 1951 WS Game 5)...was also the fourth-youngest player in Major League history to hit a grand slam in a World Series game, trailing only Mantle, Addison Russell (22y, 283d in 2016 WS Game 6) and McDougald...was the first Yankees shortstop to hit a grand slam in a World Series game and just the second to do so in a postseason game, joining Didi Gregorius (2019 ALDS Game 2)...marked the fourth go-ahead grand slam by a Yankee in the postseason and third in a World Series game (also Gio Urshela in 2020 ALWCS Game 2, Tino Martinez in 1998 WS Game 1 and Gil McDougald in 1951 WS Game 5)...with 2SB and 4RBI, became the second player in Major League history to record at least 4RBI and multiple stolen bases in a postseason game and first to do so in a World Series game (also Shane Victorino in 2008 NLDS Game 2).

2023

- ▶ Made the Opening Day roster and hit .209 (113-for-541) with 62R, 23 doubles, 4 triples, 21HR, 60RBI, 52BB and 245B in 159 games with the Yankees...appeared in 157G/150GS at SS.
- ▶ Won the AL Gold Glove at SS, becoming the first Yankees rookie to win a Gold Glove since the award was established in 1957...became the second Yankees shortstop to win the award, joining Derek Jeter (five times: 2004-06, '09-10)...was the second rookie shortstop to win a Gold Glove, joining Jeremy Peña (2022 with Houston)...according to Sports Info Solutions, Volpe was tied for second among Major League shortstops with 16 defensive runs saved, trailing only Chicago-NL's Dansby Swanson (18)...posted a .970 fielding percentage in 157G/150GS at SS.
- ▶ Became the first Yankees rookie in franchise history to record at least 20HR and 20SB in a season...was just the 14th player in franchise history to accomplish the feat...joined Alex Rodriguez (three times: 2004-05, '07), Alfonso Soriano (twice: 2002-03), Derek Jeter (twice: 2001, '04), Rickey Henderson (twice: 1985-86), Brett Gardner (2017), Curtis Granderson (2011), Bobby Abreu (2008), Johnny Damon (2006), Paul O'Neill (2001), Roberto Kelly (1991), Bobby Bonds (1975), Roy White (1970) and Mickey Mantle (1959)...was just the second shortstop in franchise history to hit at least 20HR and record at least 20SB in a single season (min. 50% of games at SS), joining Derek Jeter (twice).
- ▶ His 21HR were tied for the sixth-most by a rookie in franchise history, trailing Aaron Judge's 52HR in 2017, Joe DiMaggio's 29HR in 1936, Miguel Andújar's 27HR in 2018, Joe Gordon's 25HR in 1938 and Gleyber Torres' 24HR in 2018...Kevin Maas also hit 21HR in 1990.
- ▶ Was just the sixth player in Yankees history (10th time) to hit at least 20HR in a season prior to his age 23 season...joined Mickey Mantle (three times: 1952-54), Gleyber Torres (twice: 2018-19), Joe DiMaggio (twice: 1936-37), Joe Pepitone (1963) and Lou Gehrig (1925)...was the second middle infielder (min. 50% of G) to accomplish the feat (also Torres).
- ▶ Was the fourth Yankees shortstop in franchise history to hit at least 21HR in a season (min. 50% games at SS), joining Derek Jeter (24HR in 1999, 23HR in 2004 and 21HR in 2001), Didi Gregorius (21HR in 2018 and 25HR in 2017) and Gleyber Torres (38HR in 2019).
- ▶ His 24SB were the 10th-most by a rookie in franchise history, trailing only Alfonso Soriano (43SB in 2001), Bert Daniels (41SB in 1910), Willie Randolph (37SB in 1976), Neal Ball (32SB in 1908), Jimmy Austin (30SB in 1909), Brett Gardner (26SB in 2009), Doc Cook (26SB in 1914), Jerry Kenney (25SB in 1969) and Fritz Maisel (25SB in 1913).
- ▶ His 24SB were the most by a Yankee since Jacoby Ellsbury recorded 39SB in 2014.
- ▶ His 159 games marked the most by a Yankee in a single season since Robinson Canó in 2013 (160G).
- ▶ Entered the 2023 season ranked as the Yankees No. 1 prospect and baseball's No. 5 prospect according to MLB Pipeline.
- ▶ According to *Elias*, was the first Yankee to steal his first 15 career bases without getting caught (since 1921 when caught stealing was first recorded in the American League)...surpassed Joe DiMaggio (first 12SB with OCS from 1936-38).
- ▶ 10 of his 21HR, including seven of his final 9HR, either tied the game (five) or gave the Yankees the lead (five).



- ▶ His 21HR were the fifth-most among AL rookies and the ninth-most among Major League rookies...also led Major League rookies in games played (159), tied for sixth in stolen bases (24, tied for third in AL), seventh in extra-base hits (48, fourth in AL) and ninth in walks (52, fifth in AL).
- ▶ Hit 13HR prior to the All-Star break...were the third-most HR all-time by a Yankees rookie heading into the All-Star break, trailing only Aaron Judge's 30HR in 2017 and Gleyber Torres' 15HR in 2018.
- ▶ Made his Major League debut on Opening Day on 3/30 vs. San Francisco (0-for-2, 1BB)...at 21 years, 336 days old, he was just the fourth Yankee to make his Major League debut as a starter on Opening Day at age 21-or-younger, joining Mickey Mantle (19y, 179d on O.D. in 1951), Ben Chapman (21y, 111d on O.D. in 1930) and Frankie Crosetti (21y, 191d on O.D. in 1932)...was just the sixth Yankee in franchise history to make his Major League debut on Opening Day at age 21-or-younger and the fifth-youngest of the group...joined Mickey Mantle (19y, 179d in 1951), Ben Chapman (21y, 111d in 1930), Joe Pepitone (21y, 183d in 1962), Frankie Crosetti (21y, 191d in 1932) and Billy Martin (21y, 337d in 1950)...was just the fourth Yankee since 1950 to make his big league debut as an Opening Day starter, joining Mickey Mantle (1951), Jerry Lumpe (1956) and Hideki Matsui (2003)...was just the 11th Yankee (13th time) in franchise history to start on Opening Day at age 21-or-younger and just the third to do so in the last 53 years (since 1971)...joined Derek Jeter (21y, 281d in 1996), Willie Randolph (21y, 277d in 1976), John Ellis (21y, 229d in 1970), Mickey Mantle (21y, 176d in 1953; 20y, 179d in 1952 and 19y, 179d in 1951), Yogi Berra (21y, 338d in 1947), Frankie Crosetti (21y, 191d in 1932), Ben Chapman (21y, 111d in 1930), Mark Koenig (21y, 268d in 1926), Ed Sweeney (21y, 269d in 1910) and George Moriarty (21y, 278d in 1907).
- ▶ Became just the fourth Yankee in franchise history to steal three bases within his first three career games, joining Andy Fox (3SB in 1996), Fritz Maisel (3SB in 1913) and Harry Williams (3SB in 1913)...became just the second Yankee in franchise history to steal at least one base in each of his first three career Major League games (also Fritz Maisel – first three career games in 1913)...was also the first Yankee in franchise history to steal at least one base in each of the Yankees' first three games of a season.
- ▶ Was just the third Yankee to record at least 8SB through his first 18 career games, joining Cozy Dolan (11SB in 1911 despite playing his first three career games with Cincinnati in 1909) and Fritz Maisel (8SB in 1913).
- ▶ Recorded his first two career Major League hits on 4/1 vs. San Francisco...hit a single off Alex Cobb in the second inning for his first career Major League hit.
- ▶ Hit his first career home run with a leadoff HR on 4/14 vs. Minnesota...according to *Elias*, at 21 years, 351 days, was the third-youngest Yankee in franchise history to hit a leadoff HR, trailing only Mickey Mantle (19y, 328d on 9/13/51 vs. Detroit) and Mark Koenig (21y, 278d on 4/23/26 vs. Boston)...surpassed Derek Jeter who had been the third-youngest to do so (22y, 56d on 8/21/96 vs. California)...was the seventh Yankee in franchise history to hit a leadoff HR for his first career home run...joined Bobby Richardson (7/25/59 at Detroit), Mark Koenig (4/23/26 vs. Boston), Aaron Ward (5/12/1920 vs. Chicago-AL), Sammy Vick (4/30/1919 vs. Philadelphia-AL), Fritz Maisel (9/3/1914 vs. Washington-AL) and Bert Daniels (7/8/1910 vs. Chicago-AL)...also marked his first career RBI.
- ▶ Recorded a career-high 3SB on 4/15 vs. Minnesota...was the first Yankee to record at least 3SB in a game since Ichiro Suzuki recorded 4SB in Game 2 on 9/19/12 vs. Toronto...at 21 years, 352 days, was the youngest Yankee in franchise history to record 3SB in a game (previous: Ben Chapman – 3SB on 6/13/31 vs. Chicago-AL at 22y, 170d).
- ▶ Hit his first career grand slam in the fifth inning on 5/10 vs. Oakland (1-for-5, 1R, 1HR, 4RBI)...at 22 years, 12 days, was the fifth-youngest Yankee in franchise history to hit a grand slam (credit: *Elias*)...trailing only Mickey Mantle (20y, 280d on 7/26/52 at Detroit; 20y, 283d on 7/29/52 at Chicago-AL; 21y, 259d on 7/6/53 at Philadelphia-AL) and Melky Cabrera (21y, 328d on 7/5/06 at Cleveland)...was just the fifth Yankee in the last 25 years (since 1999) to hit a grand slam within his first four career home runs...joined Oswaldo Cabrera (third career HR on 9/21/22 vs. Pittsburgh), Francisco Cervelli (second career HR on 5/8/11 at Texas), Melky Cabrera (third career HR on 7/5/06 at Cleveland) and Hideki Matsui (first career HR on 4/8/03 vs. Minnesota)...his 4RBI marked a career high.
- ▶ Recorded a "walk-off" sac fly in the 10th inning on 5/23 vs. Baltimore...marked his first career "walk-off" plate appearance...according to *Elias*, was the fourth-youngest Yankee to record a "walk-off" RBI in the Expansion Era (since 1961)...trailing only Gleyber Torres (21y, 144d with a "walk-off" three-run HR on 5/6/18 vs. Cleveland; 21y, 167d with a "walk-off" RBI single on 5/29/18 vs. Houston) and Melky Cabrera (21y, 341d with a "walk-off" solo HR on 7/18/06 vs. Seattle).
- ▶ Hit .309/.415/.618 (17-for-55) with 13R, 6 doubles, 1 triple, 3HR, 5RBI, 9BB and 5SB in 19 spring training games...among qualified Grapefruit League hitters, led in OBP, tied for first in runs scored, ranked second in OPS (1.033), third in SLG, tied for third in XBH (10), tied for sixth in total bases (34) and stolen bases, and seventh in BA...was the recipient of the 2023 James P. Dawson Award, given annually to the most outstanding Yankees rookie in spring training.

2022

- ▶ In 132 combined games with Double-A Somerset and Triple-A Scranton/Wilkes-Barre, hit .249 (127-for-511) with 86R, 35 doubles, 5 triples, 21HR, 65RBI, 65BB and 50SB...led Yankees farmhands in hits, doubles, XBH (61), total bases (235) and stolen bases, while ranking second in runs scored and HR, tied for second in RBI, tied for fourth in triples and fifth in walks.
- ▶ Was the only player in the minors to record at least 20HR and 50SB and the first to do since Andruw Jones in 1995.
- ▶ Began the season with Somerset, batting .251 (106-for-422) with 71R, 31 doubles, 4 triples, 18HR, 60RBI, 57BB and 44SB in 110 games...ranked second among Eastern League batters in doubles and stolen bases, tied for third in extra-base hits (53), tied for seventh in runs scored, eighth in SLG (.472) and walks, tied for eighth in OPS (.820) and ninth in total bases (199)...was promoted to Scranton/Wilkes-Barre on 9/2, where he batted .236 (21-for-89) with 15R, 4 doubles, 1 triple, 3HR, 5RBI, 8BB and 6SB.
- ▶ Started at SS in the 2022 Futures Game in Los Angeles on 7/16.
- ▶ Following the season, was ranked by *Baseball America* as the No. 14 prospect in Baseball and the No. 1 prospect in the Yankees organization...was also labeled by the publication as the "Best Hitter for Average" and "Best Strike-Zone Discipline" in the Yankees system...was named by MLB Pipeline as the No. 5 overall prospect...was named by MiLB.com as an Organization All-Star.

2021

- ▶ Was named the Yankees Kevin Lawn Award winner as the club's minor league "Position Player of the Year" after batting .294/.423/.604 (121-for-412) with 113R, 35 doubles, 6 triples, 27HR, 86RBI, 78BB and 33SB in 109 combined games with Low-A Tampa and High-A Hudson Valley.



- ▶ Led the minors in runs scored, ranked third in extra-base hits (68) and tied for fourth in OPS (1.027)...led all Yankees minor leaguers in on-base percentage, slugging, OPS, doubles, walks, extra-base hits and tied for first in total bases (249)...also ranked among Yankees minor leaguers in RBI (second), triples (tied for second), home runs (third), batting average (fourth) and stolen bases (fourth)...appeared in games at SS (85), 3B (three) and 2B (two).
- ▶ Began the year with Low-A Tampa, hitting .302/.455/.623 (60-for-199) with 56R, 18 doubles, 5 triples, 12HR, 49RBI, 51BB and 21SB in 54 games...was named the Low-A Southeast "Player of the Week" from 5/31-6/6...was also tabbed the Low-A Southeast "Player of the Month" in June with Tampa, hitting .392/.515/.848 (31-for-79) with 22R, 9 doubles, 3 triples, 7HR, 22RBI, 18BB and 8SB in 22 games...was promoted to High-A Hudson Valley on 7/13...in 55 games with the Renegades, batted .286/.391/.587 (61-for-213) with 57R, 17 doubles, 1 triple, 15HR, 37RBI, 27BB and 12SB.
- ▶ Following the season, was named to the 2021 *Baseball America* Minor League All-Star team...additionally, was ranked by *Baseball America* as the No. 1 prospect in the Yankees organization, and No. 10 prospect in all of Baseball...was also labeled by the publication as the "Best Hitter for Average" and "Best Strike-Zone Discipline" in the Yankees system...was also tabbed by MLB Pipeline as the Yankees' No. 1 prospect and the No. 15 prospect in all of Baseball...was also named an Organization All-Star by MiLB.com.

2020

- ▶ Did not play in 2020 due to the COVID-19 pandemic.

2019

- ▶ Made his professional debut, batting .215/.349/.355 (26-for-121) with 19R, 7 doubles, 2 triples, 2HR, 11RBI, 23BB and 6SB in 34 games with Rookie-level Pulaski...following the season, was ranked by *Baseball America* as the No. 6 prospect in the Yankees organization and by MLB Pipeline as the No. 10 prospect.

PERSONAL

- ▶ Was named the Yankees' 2024 MLBPA Heart & Hustle Award winner...the award recognizes one player on each Major League team who demonstrates a passion for the game of baseball and best embodies the values, spirit and traditions of the game.
- ▶ Graduated in 2019 from the Delbarton (N.J.) School...led Delbarton to the 2019 NJSIAA Non-Public A State Championship as a senior.
- ▶ Helped the USA Baseball 18U National Team win the gold medal at the Pan-American Championships in December 2018, earning all-tournament honors by hitting .459 (17-for-37) with 17R, 14RBI and 6SB in nine games.
- ▶ Played in the 2018 Perfect Game All-American Classic at Petco Park in San Diego.
- ▶ Was ranked by *Baseball America* as the No. 52 prospect in the 2019 draft.
- ▶ Had committed to Vanderbilt University prior to signing with the Yankees.
- ▶ Was the first player from the tri-state area to be selected in the first round by the Yankees since INF Cito Culver (Irondequoit H.S. in Rochester, N.Y.) in 2010, and the first from New Jersey since INF Eric Duncan (Seton Hall Prep) in 2003.

Volpe's Career Batting Record

Year	Club	AVG	G	AB	R	H	2B	3B	HR	RBI	SH	SF	HP	BB	SO	SB	CS	E	OBP	SLG
2019	Pulaski	.215	34	121	19	26	7	2	2	11	1	2	3	23	38	6	1	9	.349	.355
2020		Did Not Play - COVID-19 Pandemic																		
2021	Tampa	.302	54	199	56	60	18	5	12	49	0	1	6	51	43	21	5	6	.455	.623
	Hudson Valley	.286	55	213	57	61	17	1	15	37	0	4	12	27	58	12	4	7	.391	.587
2022	Somerset	.251	110	422	71	106	31	4	18	60	0	8	10	57	88	44	6	11	.348	.472
	Scranton/WB	.236	22	89	15	21	4	1	3	5	0	0	2	8	30	6	1	2	.313	.404
2023	YANKEES	.209	159	541	62	113	23	4	21	60	1	2	5	52	167	24	5	17	.283	.383
2024	YANKEES	.243	160	637	90	155	27	7	12	60	2	3	4	42	156	28	7	16	.293	.364
Minor League Totals		.262	275	1044	218	274	77	13	50	162	1	15	33	166	257	89	17	35	.376	.505
Major League Totals		.228	319	1178	152	268	50	11	33	120	3	5	9	94	323	52	12	33	.288	.373

Selected by the Yankees in the first round (30th overall) of the 2019 First-Year Player Draft.

Volpe's Postseason Record

Year	Club vs. Opp.	AVG	G	AB	R	H	2B	3B	HR	RBI	SH	SF	HP	BB	SO	SB	CS	E	OBP	SLG
2024	NY Yankees vs. KC (DS)	.250	4	12	1	3	0	0	0	1	0	0	0	4	1	1	0	1	.438	.250
	NY Yankees vs. CLE (CS)	.353	5	17	5	6	1	0	0	0	0	0	0	4	5	1	0	0	.476	.412
	NY Yankees vs. LAD (WS)	.250	5	20	4	5	2	0	1	5	0	0	0	2	7	3	0	1	.318	.500
LDS Totals		.250	4	12	1	3	0	0	0	1	0	0	0	4	1	1	0	1	.438	.250
LCS Totals		.353	5	17	5	6	1	0	0	0	0	0	0	4	5	1	0	0	.476	.412
World Series Totals		.250	5	20	4	5	2	0	1	5	0	0	0	2	7	3	0	1	.318	.500
POSTSEASON TOTALS		.286	14	49	10	14	3	0	1	6	0	0	0	10	13	5	0	2	.407	.408

Volpe's Career Fielding Record

Position	PCT	G	PO	A	E	TC	DP
Shortstop	.971	317	396	701	33	1130	131

Volpe's Career Home Run Chart

MULTI-HOMER GAMES: None. **TWO-HOMER GAMES:** None. **GRAND SLAMS:** 1, 5/10/23 vs. OAK (Rico Garcia). **PINCH-HIT HR:** None. **INSIDE-THE-PARK HR:** None. **"WALK-OFF" HR:** None. **LEADOFF HR:** 2, last on 5/16/24 at MIN (Joe Ryan).

Volpe's Career Bests and Streaks

HITS: 4, 4/1/24 at ARI. **RUNS:** 3, 4/26/23 at MIN. **2B:** 2 - 2 times (last on 4/1/24 at ARI). **3B:** 1 - 11 times (last on 6/11/24 at KC). **HR:** 1 - 33 times (last on 9/21/24 at OAK). **RBI:** 4, 5/10/23 vs. OAK. **BB:** 3, 3/28/24 at HOU. **SO:** 4 - 2 times (last on 4/16/24 at TOR). **SB:** 3, 4/15/23 vs. MIN. **HIT STREAK:** 21g, 5/7-29/24. **"WALK-OFF" HITS:** None.

Player of the Month: None

Player of the Week: None

Rookie of the Month: None



WILL WARREN • RHP

98

HT: 6-2 • **WT:** 200 • **BATS:** R • **THROWS:** R
BIRTHDATE: 6/16/99 • **OPENING DAY AGE:** 25
BIRTHPLACE: Brandon, Miss.
RESIDES: Brandon, Miss.
COLLEGE: Southeastern Louisiana University
M.L. SERVICE: 16 days (Rookie)



STATUS

- ▶ Was selected by the Yankees in the eighth round of the 2021 First-Year Player Draft.

2024

- ▶ Saw his first Major League action with the Yankees, going 0-3 with a 10.32 ERA (22.2IP, 33H, 27R/26ER, 10BB, 29K, 5HR) in six games (five starts) over five stints with the club (7/30, 8/7, 8/14, 8/21-31, 9/28)...opponents batted .340/.404/.608 (33-for-97, 5HR); LH .349/.442/.581 (15-for-43, 2HR); RH .333/.368/.630 (18-for-54, 3HR).
- ▶ Recorded at least 6K in three of his five starts.
- ▶ Made his Major League debut on 7/30 at Philadelphia and did not record a decision (5.1IP, 4H, 4ER, 2BB, 6K, 1HR, 1HP)...struck out Bryce Harper (swinging) in the first inning for his first Major League strikeout...retired 12 of his final 14 batters faced (1H, 1HP).
- ▶ Recorded his first career loss on 8/7 vs. Los Angeles-AL-Game 2 after allowing a season-high 8R/ER in 4.1IP (8H, 3BB, 6K, 1HR).
- ▶ Did not record a decision on 8/14 at Chicago-AL despite allowing only 2R/ER over 5.0IP (7H, 0BB, 5K, 1HR).
- ▶ Made his fourth start on 8/24 vs. Colorado, recording the loss after allowing 6R/5ER over 3.0IP (7H, 1BB, 6K, 0HR, 2BK)...marked his shortest start of the season.
- ▶ Recorded the loss on 8/31 vs. St. Louis after allowing 4R/ER in 4.0IP (5H, 3BB, 3K, 1HR).
- ▶ Made his first Major League relief appearance on 9/28 vs. Pittsburgh (1.0IP, 2H, 3R/ER, 1BB, 3K, 1HR).
- ▶ Spent the majority of the season with Triple-A Scranton/Wilkes-Barre, going 6-5 with a 5.91 ERA (109.2IP, 114H, 79R/72ER, 39BB, 136K, 19HR) in 23 starts...was tied for fourth among Yankees minor leaguers in strikeouts.
- ▶ Over his final 13 starts with the RailRiders from 6/1-9/18, allowed 3ER-or-fewer in 10 of his 13 starts, 2ER-or-fewer in nine of those starts and one-or-zero earned runs in six starts...posted a 2.91 ERA (21.2IP, 14H, 9R/7ER, 6BB, 30K, 2HR) in four starts with Scranton/Wilkes-Barre during the month of July.
- ▶ Following the season, was tabbed by *Baseball America* as the Yankees' No. 8 prospect...was also labeled by the publication as having the "Best Control" and "Best Slider" among Yankees farmhands.

2023

- ▶ Went 10-4 with a 3.35 ERA (129.0IP, 109H, 60R/48ER, 59BB, 149K, 15HR) in 27 combined games (25 starts) with Double-A Somerset and Triple-A Scranton/Wilkes-Barre...among qualified Yankees farmhands, ranked third in wins and winning percentage (.714), fourth in games started, fifth in ERA, strikeouts and innings pitched, sixth in opponents' BA (.226) and eighth in WHIP (1.30).
- ▶ Began the season with Somerset, going 3-0 with a 2.45 ERA (29.1IP, 26H, 10R/8ER, 12BB, 39K, 0HR) in six starts.
- ▶ Was promoted to Scranton/Wilkes-Barre on 5/17, going 7-4 with a 3.61 ERA (99.2IP, 83H, 50R/40ER, 47BB, 110K, 15HR) in 21 games (19 starts)...was named the International League "Pitcher of the Month" in September with Scranton/Wilkes-Barre after going 1-0 with a 0.63 ERA (28.2IP, 15H, 2ER, 11BB, 36K, 0HR) in five games (three starts).
- ▶ Following the season, was tabbed by *Baseball America* as the Yankees' No. 9 prospect...was also labeled by the publication as having the "Best Control" and "Best Slider" among Yankees farmhands.

2022

- ▶ In his first professional season, was named the Yankees Kevin Lawn Award winner as the club's minor league "Pitcher of the Year" after going 9-9 with a 3.91 ERA (129.0IP, 119H, 70R/56ER, 42BB, 125K, 10HR) in 26 starts with High-A Hudson Valley and Double-A Somerset...ranked second among Yankees farmhands in games started, fourth in innings pitched, tied for fourth in wins, seventh in strikeouts, ninth in WHIP (1.25) and 10th in ERA.
- ▶ Went 2-3 with a 3.60 ERA (35.0IP, 14ER) and 42K in eight starts with High-A Hudson Valley before being promoted to Double-A Somerset on 5/28...was named the Eastern League "Pitcher of the Week" from 7/4-10 after allowing just 3H over 7.0 scoreless innings on 7/7 vs. Bowie (5K)...in 18 starts with the Double-A Somerset, went 7-6 with a 4.02 ERA (94.0IP, 42ER) and 83K.
- ▶ Following the season, was ranked by *Baseball America* as the Yankees' No. 7 prospect, as well as labeled as having the "Best Slider" among Yankees farmhands.



2021

- Did not pitch.

PERSONAL

- ▶ Full name is William Harper Warren.
- ▶ Played four collegiate seasons (2018-21) at Southeastern Louisiana University, going 13-10 with two complete games, four saves, a 3.90 ERA (205.1IP, 89ER) and 193K in 53 games (30 starts)...as a senior in 2021, went 7-2 with two complete games and a 2.57 ERA (91.0IP, 26ER) and 95K in 14 starts, earning Southland All-Conference Team honors.
- ▶ Graduated from Jackson Prep (Miss.) H.S.

Warren's Career Pitching Record

[illegible]

Selected by the Yankees in the eighth round of the 2021 First-Year Player Draft.

Warren's Career Fielding Record

Position	PCT	G	PO	A	E	TC	DP
Pitcher	1.000	6	1	0	0	1	0

Warren's Career Bests and Streaks

COMPLETE GAMES: None. **LOW-HIT COMPLETE GAME:** N/A. **IP (START):** 5.1, 7/30/24 at PHI. **IP (RELIEF):** 1.0, 9/28/24 vs. PIT. **HITS:** 8, 8/7/24 vs. LAA. **RUNS:** 8, 8/7/24 vs. LAA. **EARNED RUNS:** 8, 8/7/24 vs. LAA. **WALKS:** 3 - 2 times (last on 8/31/24 vs. STL). **STRIKEOUTS:** 6 - 3 times (8/24/24 vs. COL). **HOME RUNS:** 1 - 5 times (last on 9/28/24 vs. PIT). **WINNING STREAK:** N/A. **LOSING STREAK:** 3g, 8/7/24-present. **SCORELESS STREAK (IP):** 4.1, 7/30-8/7/24.

Pitcher of the Month: None

Player of the Week: None


Rookie of the Month: None

Howdy, Partner

RHP Red Rufing and **C Bill Dickey** started 282 games together, marking the most starts by batterymates in New York Yankees history, and the sixth-most of any pairing all time. According to *Elias*, the second-most frequent Yankees battery featured Dickey and LHP Lefty Gomez (247).

MOST COMMON STARTING BATTERYMATES ALL TIME

1. Adam Wainwright and Yadier Molina, St. Louis 328
2. Mickey Lolich and Bill Freehan, Detroit 324
3. Warren Spahn and Del Crandall, Boston/Milwaukee 316
4. Red Faber and Ray Schalk, Chicago-AL 306
5. Don Drysdale and Johnny Roseboro, Los Angeles-NL 283
6. RED RUFFING and BILL DICKEY, YANKEES 282



LUKE WEAVER • RHP

30

HT: 6-2 • **WT:** 180 • **BATS:** R • **THROWS:** R
BIRTHDATE: 8/21/93 • **OPENING DAY AGE:** 31
BIRTHPLACE: DeLand, Fla.
RESIDES: Tallahassee, Fla.
COLLEGE: Florida State University
M.L. SERVICE: 7 years, 112 days



STATUS

- Was signed by the Yankees to a one-year Major League contract for the 2024 season with a club option for the 2025 season on January 19, 2024...the Yankees picked up his 2025 option on November 1, 2024.

CAREER

- Over parts of nine Major League seasons with the St. Louis Cardinals (2016-18), Arizona Diamondbacks (2019-22), Kansas City Royals (2022), Cincinnati Reds (2023), Seattle Mariners (2023) and Yankees (2023-24), has gone 34-45 with four saves and a 4.85 ERA (658.1IP, 690H, 381R/355ER, 214BB, 674K, 100HR) over 206 games (106 starts).
- Has made six career Opening Day rosters (2018 with St. Louis, 2019-22 with Arizona and 2024 with the Yankees).

2024

- In 62 relief appearances for the Yankees, went 7-3 with four saves and a 2.89 ERA (84.0IP, 52H, 28R/27ER, 26BB, 103K, 10HR)...opponents batted .176/.248/.334 (52-for-296, 10HR); LH .162/.253/.261 (23-for-142, 3HR); RH .188/.244/.403 (29-for-154, 7HR)...set a career high in games and tied his career high in wins (also 2017 and '18 with St. Louis).
- His 103K were the most by a Yankees reliever in a single season since Dellin Betances (115K in 2018)...were also tied with Jay Howell (103K in 1984) and Rich Gossage (103K in 1980) for the eighth-most by a Yankees reliever in a single season, trailing only Betances (135K in 2014, 131K in 2015, 126K in 2016 and 115K in 2018), Mariano Rivera (130K in 1996), Gossage (122K in 1978) and Joe Page (114K in 1947).
- Among Major League relievers, ranked third in innings pitched (84.0IP, first in AL) and tied for third in strikeouts (103, tied for third in AL).
- Held opponents to a .136/.203/.288 (8-for-59) slash line with RISP.
- Recorded four-or-more outs in 31 of his 62 outings, the fourth-most among Major League relievers, trailing Michael Tonkin (35), Ryan Yarbrough (34) and Pedro Avila (33)...20 of those 31 appearances were scoreless, tied for the fourth-most such games in the Majors among relievers, trailing only Tyler Holton (25), Derek Law (22) and Avila (21).
- Recorded five-or-more outs in 23 games, the fifth-most such games in the Majors among relievers...15 of those appearances were scoreless, the fifth-most such games in the Majors among relievers.
- Tossed at least 2.0 innings in 13 appearances...tossed at least 2.0 scoreless innings in nine appearances, tied for the sixth-most in the AL among relievers.
- Earned the win in each of his first three appearances: 3/29 at Houston (1.1IP), 4/1 at Arizona (2.1IP, 2H, 1R/ER, 1BB, 1HP) and 4/6 vs. Toronto (2.0IP, 3H, 3R/ER, 1BB, 1K, 1HR, 1HP).
- After allowing 7R/ER in 10.2IP over his first six games of the season (3/29-4/16), posted a 2.45 ERA (73.1IP, 20ER) and 96K in his final 56 appearances (4/20-9/29).
- Struck out at least one batter in 22 consecutive appearances from 4/6-6/9, tied for the ninth-longest streak by a Yankees reliever in franchise history...was tied for the fourth-longest single season streak by a Yankees reliever in franchise history, trailing only Dellin Betances (44G in 2018), Aroldis Chapman (29G in 2021) and Andrew Miller (28G in 2016).
- Posted a career-best 18.0 scoreless inning streak from 4/20-5/20...was the second-longest scoreless streak by a Yankee in 2024, trailing only Nestor Cortes' 20.0 scoreless inning streak from 8/13-26...was the longest single-season scoreless streak by a Yankees reliever since Ron Marinaccio's 19.0 scoreless inning streak from 5/22-7/28/22...allowed just 5H over that streak, posting a .085/.129/.102 (5-for-59) opponents' slash line in that span (2BB, 24K, 1HP).
- Did not allow a run in 18 of his final 21 games from 8/3-9/29, including 15 of his final 17 appearances (8/16-9/29)...over his final 17 appearances, went 3-0 with four saves and a 0.92 ERA (19.2IP, 2ER) and 33K...posted a 15.10 K/9.0IP ratio during that stretch and held opponents to a .147/.227/.206 (10-for-68) slash line over that span.
- Including the postseason, went 4-0 with eight saves, a 1.29 ERA (35.0IP, 5ER) and 49K in his final 29 appearances of the season (8/16-10/30)...held opponents to a .154/.215/.248 (18-for-117) slash line.
- Recorded multiple strikeouts in each of his final eight appearances from 9/6-29, striking out 24-of-40FB and posting a 19.64 K/9.0IP ratio (24K/11.0IP)...allowed 1R/0ER over that span, going 3-0 with four saves and a .108 opponents' BA (4-for-37) in those games.
- Earned his first career save on 9/6 at Chicago-NL after tossing a scoreless ninth inning (1BB, 2K).
- Made his 200th career appearance on 9/9 vs. Kansas City (1.0IP, 1H, 1BB, 2K).
- Recorded at least 3K in five consecutive appearances from 9/11-22, tied for the second-longest such streak by a Yankees reliever in a single season in franchise history, trailing only Fred Beene (6G from 6/1-7/1(G2)/73).
- Earned his second career save on 9/13 vs. Boston after tossing 2.0 scoreless innings and recording a season-high 5K (1H)...his 5K matched his career high as a reliever (also 5K on 8/23/23 at Chicago-AL with Seattle).
- Saw his first career postseason action, going 1-0 with four saves and a 1.76 ERA (15.1IP, 8H, 3R/ER, 2BB, 16K, 2HR) in 12 relief appearances...did not allow a run in 10 of his 12 appearances...held opponents to a .163/.200/.306 (8-for-49) slash line...recorded at least four outs in eight of his appearances and five outs in four of them.



- Appeared in each of the Yankees' first seven postseason games...joined teammate Clay Holmes (2024) and Adam Ottavino (2019) as the only pitchers in franchise history to pitch in each of the Yankees' first seven games of a postseason.
- Became the first Yankee and the sixth player in Major League history to record four saves in his first five career postseason appearances (since saves became an official stat in 1969), joining Cody Allen, Dennis Eckersley, Jason Iriringhausen, Troy Percival and Brian Wilson...also became the sixth pitcher in Major League history to record four saves in his team's first five games of a postseason (since saves became an official stat in 1969), joining Dennis Eckersley (1988 with Oakland), Mark Wohlers (1996 with Atlanta), Neftali Feliz (2011 with Texas), Cody Allen (2016 with Cleveland) and Paul Sewald (2023 with Arizona).
- Was the third pitcher in Major League history (since saves became an official stat in 1969) to record at least three saves of four-or-more outs in their first five career postseason games, joining Jeurys Familia (three in 2015) and Byung-Hyun Kim (three in 2001).
- Recorded two five-out saves: ALDS Game 3 at Kansas City and ALCS Game 1 vs. Cleveland...became the third player in franchise history (since saves became an official stat in 1969) to record a five-out save in one of their first three career postseason appearances (1.2IP in ALDS Game 3 at Kansas City), joining Tommy Kahnle's six-out save (ALDS Game 4 vs. Cleveland in 2017) and Ken Clay's 11-out save (ALCS Game 1 at Kansas City in 1978)...also became the fourth player (ninth time) in franchise history to record multiple saves of at least five outs in a single postseason (since saves became an official stat in 1969), joining Goose Gossage (six such saves in 1981), Mariano Rivera (five such saves in 2003, four such saves in 2000 and '01, and two such saves in 1998, '99, and 2009) and Aroldis Chapman (two such saves in 2017)...is the only Yankee to record at least two saves of at least five outs in his first five career postseason appearances and just the seventh pitcher in Major League history to accomplish the feat.
- Pitched in all four games of the ALDS vs. Kansas City, earning three saves over 4.1 scoreless innings (2H, 5K)...was the third player in franchise history to record three saves in a Division Series, joining Goose Gossage in 1981 and Mariano Rivera in 2000...is also one of 13 players in Major League history to record three saves in a Division Series.
- Did not allow a run in four World Series appearances (5.0IP, 1H, 1BB, 4K, 1HP, 1BK).
- Had his 2025 club option exercised on 11/1.

2023

- Made 29 combined appearances (25 starts) with the Cincinnati Reds, Seattle Mariners and Yankees, going 3-6 with a 6.40 ERA (123.2IP, 155H, 90R/88ER, 40BB, 109K, 29HR)...opponents batted .301/.353/.559 (155-for-515, 29HR); LH /281/.348/.525 (68-for-242, 13HR); RH .319/.358/.590 (87-for-273, 16HR).
- Allowed 2BB-or-fewer in 23 of his 25 starts.
- Allowed 33 of his 84R allowed as a starter in the first inning.
- Signed a one-year Major League contract with Cincinnati on 1/13.
- Exited his spring training start on 3/8 with right forearm tightness...did not pitch in another Cactus League game for the Reds.
- Began the season on the 15-day injured list with a right elbow flexor strain...missed the club's first 18 games...made two rehab starts with Triple-A Louisville (9.0IP, 3H, 3ER, 4BB, 9K, 1HR) before being reinstated on 4/20.
- Went 2-4 with a 6.87 ERA (97.0IP, 125H, 76R/74ER, 34BB, 85K, 24HR) in 21 starts with the Reds.
- Recorded 8K in back-to-back starts to begin the season (4/20 at Pittsburgh and 4/25 vs. Texas).
- Struck out Justin Turner swinging in the first inning on 5/31 at Boston for his 500th career strikeout.
- Allowed 3ER-or-fewer in seven of his final nine starts from 7/23-9/28.
- Left his start on 7/18 vs. San Francisco after he was hit by a line drive on the back of his left elbow...x-rays were negative.
- Made his 100th career start on 8/3 at Chicago-NL (3.0IP, 4H, 4ER, 4BB, 4BB, 5K, 0HR).
- Was designated for assignment by the Reds on 8/16 and was released on 8/18.
- Signed a Major League contract with the Mariners on 8/22.
- In five games (one start) with Seattle, went 0-1 with a 6.08 ERA (13.1IP, 16H, 9ER, 3BB, 8K, 2HR)...was designated for assignment by Seattle on 9/10.
- Was claimed off waivers by the Yankees from the Seattle Mariners on 9/12 and was added to the active roster prior to Game 2 of the doubleheader on 9/14 at Boston.
- In three starts with the Yankees, went 1-1 with a 3.38 ERA (13.1IP, 14H, 5R/ER, 3BB, 16K, 3HR).
- Made his Yankees debut on 9/16 at Pittsburgh, recording a no-decision after allowing 3ER in 4.0IP (4H, 2BB, 7K, 1HR)...retired nine of his final 10 batters faced (1 double).
- In his second start with the Yankees on 9/22 vs. Arizona, earned the win after tossing 5.1 scoreless innings (4H, 0BB, 3K)...marked his first career appearance at Yankee Stadium.
- Made his final appearance of the season on 9/28 at Toronto and took the loss after allowing 2ER over 4.0IP (6H, 1BB, 6K, 2HR).

2022

- In 26 combined appearances (one start) with Arizona and Kansas City, went 1-1 with a 6.56 ERA (35.2IP, 52H, 29R/26ER, 13BB, 38K, 1HR)...opponents batted .335/.391/.452 (52-for-155, 1HR); LH .357/.420/.429 (25-for-70, 0HR); RH .318/.366/.471 (27-for-85, 1HR).
- Allowed just 1HR to his 174BF...posted a 0.25 HR/9.0IP ratio...did not allow a HR in his final 23 appearances from 6/22-10/5.
- Began the season the Diamondbacks, going 1-1 with a 7.71 ERA (16.1IP, 24H, 14R/ER, 5BB, 19K, 1HR) in 12 games (one start).
- Made just one appearance before being placed on the 10-day injured list with right elbow inflammation on 4/8...was transferred to the 60-day I.L. on 5/28...missed 61 team games...made two rehab appearances (one start) with Triple-A Reno, posting a 3.00 ERA (6.0IP, 6H, 2R/ER, 2BB, 5K, 1HR)...was reinstated on 6/12.



- ▶ Earned his only win on 6/12 at Philadelphia (3.0IP, 3H, 1R/ER, 2BB, 4K)...was his first appearance since being reinstated from the I.L. and first since 4/7 vs. San Diego.
- ▶ Made his only start of the season on 6/18 vs. Minnesota and took the loss after allowing a career-high 9ER (3.2IP, 10H, 1BB, 5K, 1HR).
- ▶ Allowed just 1R/ER over nine appearances from 7/1-8/3 (5H, 3BB, 10K, 0HR).
- ▶ Was acquired by the Royals from Arizona in exchange for INF Emmanuel Rivera on 8/1.
- ▶ In 14 relief appearances with the Royals, posted a 5.59 ERA (19.1IP, 28H, 15R/12ER, 8BB, 19K, 0HR).
- ▶ Tossed multiple innings in four of his final six appearances from 9/9-10/5.
- ▶ Was claimed off waivers by Seattle from Kansas City on 10/26.
- ▶ Was non-tendered by Seattle on 11/18.

2021

- ▶ Went 3-6 with a 4.25 ERA (65.2IP, 58H, 34R/31ER, 20BB, 62K, 11HR) in 13 starts with the Diamondbacks...opponents batted .233/.292/.470 (58-for-249, 11HR); LH .245/.310/.529 (25-for-102, 6HR); RH .224/.278/.429 (33-for-147, 5HR).
- ▶ Allowed 3ER-or-fewer in 10 of his 13 starts.
- ▶ Received 3R-or-fewer of support in 10 of his 13 starts.
- ▶ After going 1-3 with a 6.07 ERA (29.2IP, 20ER) in his first six starts from 4/6-5/5, went 2-3 with a 2.75 ERA (36.0IP, 11ER) over his final seven starts from 5/10-9/28.
- ▶ Tossed 7.0 scoreless innings on 4/11 vs. Cincinnati, matching the longest scoreless start of his career.
- ▶ Recorded a 17.1 scoreless inning streak from 5/5-9/1.
- ▶ Tossed back-to-back scoreless starts on 5/10 vs. Miami (6.1IP) and 5/16 vs. Washington (4.0).
- ▶ Exited his start on 5/16 vs. Washington with right shoulder discomfort.
- ▶ Was placed on the 10-day injured list on 5/18 (retroactive to 5/17) with a right shoulder strain...was transferred to the 60-day injured list on 5/27...missed 93 team games...combined to make three rehab starts with the AZL Diamondbacks and Triple-A Reno and posted a 3.60 ERA (10.0IP, 10H, 4R/ER, 4BB, 18K, 0HR)...was reinstated on 9/1.
- ▶ After returning from the injured list, went 1-3 with a 3.86 ERA (25.2IP, 11ER) in five September starts.

2020

- ▶ Made 12 starts with Arizona, going 1-9 with a 6.58 ERA (52.0IP, 63H, 39R/38ER, 18BB, 55K, 10HR)...opponents batted .292/.347/.523 (63-for-216, 10HR); LH .320/.388/.573 (33-for-103, 7HR); RH .265/.308/.478 (30-for-113, 3HR).
- ▶ Received 2R-or-fewer of support in 10 of his 12 starts.
- ▶ Allowed 3R-or-fewer in seven of his 12 starts.
- ▶ Earned his only win of the season on 8/18 vs. Oakland (5.0IP, 3H, 1ER, 1BB, 6K, 0HR).
- ▶ Allowed 3R-or-fewer in six of his final eight starts from 8/18-9/26.
- ▶ Recorded a career-high six-game losing streak from 8/23-9/26.

2019

- ▶ In 12 starts with the Diamondbacks, went 4-3 with a 2.94 ERA (64.1IP, 55H, 22R/21ER, 14BB, 69K, 6HR)...opponents batted .227/.277/.368 (55-for-242, 6HR); LH .225/.286/.326 (29-for-129, 2HR); RH .230/.267/.416 (26-for-113, 4HR).
- ▶ Allowed 3ER-or-fewer in 11 of his 12 starts and 2ER-or-fewer in eight of those starts.
- ▶ Allowed 2BB-or-fewer in each of his 12 starts.
- ▶ Posted a 0.84 HR/9.0IP ratio (6HR/64.1IP).
- ▶ After allowing a season-high 5R/4ER in his Diamondbacks debut on 3/31 at Los Angeles-NL, posted a 2.55 ERA (60.0IP, 17ER) with 66K in his final 11 starts.
- ▶ Hit his first career HR on 3/31 at Los Angeles-NL.
- ▶ His 2.64 ERA (58.0IP, 17ER) in 10 starts from 4/6-5/26 was the eighth-lowest in the National League over that span.
- ▶ Was placed on the 10-day injured list on 5/27 with right forearm tightness...was transferred to the 60-day I.L. on 7/26...missed 101 team games...made a rehab start in Game 2 of the California League finals for Single-A Visalia on 9/13 vs. Lake Elsinore (2.0IP, 1H, 1K)...was reinstated on 9/21 and made his final start of the season that night at San Diego (2.0IP, 1K).

2018

- ▶ Went 7-11 with a 4.95 ERA (136.1IP, 150H, 83R/75ER, 54BB, 121K, 19HR) in 30 appearances (25 starts) with St. Louis...set career highs in starts, innings pitched and strikeouts, and tied his career high in wins...opponents batted .277/.345/.441 (150-for-542, 19HR); LH .291/.371/.470 (83-for-285, 11HR); RH .261/.315/.409 (67-for-257, 8HR).
- ▶ As a starter, went 6-11 with a 4.66 ERA (129.1IP, 67ER) in 25 starts...allowed 3ER-or-fewer in 17 of his 25 starts...issued 2BB-or-fewer in 19 of his 25 starts.
- ▶ In five relief appearances, went 1-0 with a 10.29 ERA (7.0IP, 8ER).
- ▶ Made his first career Opening Day roster.
- ▶ Went 2-0 with a 2.08 ERA (17.1IP, 4ER) in his first three starts from 4/1-13.
- ▶ Allowed 3ER-or-fewer in five straight starts from 5/11-6/2, posting a 2.25 ERA (28.0IP, 7ER) in that span.
- ▶ After allowing 8ER in his start on 6/30 vs. Atlanta, posted a 3.45 ERA (44.1IP, 17ER) over his next 11 games (eight starts) from 7/5-9/2.
- ▶ Allowed 3ER-or-fewer in each of his final eight starts from 7/5-9/2, going 2-4 with a 3.57 ERA (40.1IP, 16ER) over that span...allowed 2ER-or-fewer in seven of those eight starts, including each of his final five starts from 7/27-9/2.
- ▶ Tossed a career-high 8.0IP on 7/5 at San Francisco (2H, 2ER, 0BB, 7K, 1HR)...retired his first 16BF.
- ▶ Was acquired by the Arizona Diamondbacks from St. Louis along with C Carson Kelly, INF Andrew Young and a competitive balance draft pick in exchange for INF Paul Goldschmidt on 12/5.



2017

- ▶ Made 13 appearances (10 starts) with the Cardinals, going 7-2 with a 3.88 ERA (60.1IP, 59H, 27R/26ER, 17BB, 72K, 7HR) in three stints with the club (7/3-9, 7/27-8/3 and 8/17-10/1)...opponents batted .254/.307/.392 (59-for-232, 7HR); LH .210/.275/.300 (21-for-100, 2HR); RH .288/.331/.462 (38-for-132, 5HR).
- ▶ His seven wins were tied for the seventh-most among National League rookies.
- ▶ As a starter, went 7-2 with a 4.23 ERA (55.1IP, 26ER) and 69K...did not allow a run in three relief appearances (5.0IP).
- ▶ Posted a 10.74 K/9.0IP (72K/60.1IP).
- ▶ Went 7-1 with a 2.05 ERA (52.2IP, 12ER) with 65K over his first 11 games (eight starts) from 7/3-9/20.
- ▶ Won seven consecutive starts from 8/2-9/20, posting a 1.69 ERA (42.2IP, 8ER) in those starts...according to *Elias*, was the first Cardinals rookie to win seven straight starts since Ted Wilks (1944)...was one of just six Major League pitchers in 2017 to win seven consecutive starts and the only rookie to do so...marked the longest winning streak of his career.
- ▶ According to *Elias*, was the fifth rookie in 70 years to win at least seven straight starts while allowing 2ER-or-fewer, joining Fernando Valenzuela (eight straight in 1981), Cal Eldred (1992), Jered Weaver (2006) and Steven Matz (2016).
- ▶ In eight games (seven starts) from 8/2-9/20, was tied for second in the Majors in wins (seven, first in NL) and ERA (1.61, first in NL), ranked third in K/9.0IP (11.69, first in NL), fourth in WHIP (0.96, first in NL), sixth in BB/9.0IP (1.61, first in NL) and seventh in opponents' BA (.213, third in NL).
- ▶ Went 5-0 with a 1.15 ERA (31.1IP, 4ER) and 42K in five starts from 8/23-9/14...allowed just 4BB to his 120BF over that span...according to *Elias*, was just the second rookie since 1913 to post as low an ERA, record at least 42K and allow 4BB-or-fewer over a five-start span...joined Roy Oswalt who posted a 0.66 ERA, 48K and 2BB over five starts from 8/19-9/9/01.
- ▶ Recorded double-digit strikeouts in back-to-back starts on 8/23 vs. San Diego (10K) and 8/29 at Milwaukee (10K), marking his second and third career double-digit strikeout games...became just the second Cardinals rookie to record at least 10K in consecutive appearances, joining Rick Ankiel.
- ▶ With 10K over 7.0 scoreless innings on 8/23 vs. San Diego, became the first Cardinals rookie to toss at least 7.0 scoreless innings and record at least 10K in a game since Shelby Miller (13K in a SHO on 5/10/13 vs. Colorado)...marked his first career scoreless start.
- ▶ On 8/29 at Milwaukee, became just the third Cardinals pitcher in the Modern Era to record at least 10K in three of his first 16 career games, joining Alan Benes (also three).
- ▶ Struck out José Peraza swinging in the third inning for his 100th career strikeout on 9/14 vs. Cincinnati.
- ▶ Allowed 14 of his 27R over his final two appearances of the season from 9/25-30.
- ▶ Also made 15 starts with Triple-A Memphis, going 10-2 with a 2.55 ERA (77.2IP, 63H, 23R/22ER, 19BB, 76K, 3HR)...was named a Pacific Coast League Mid-Season All-Star.
- ▶ Was named a Pacific Coast League "Pitcher of the Month" for May after going 5-1 with a 2.19 ERA (37.0IP, 9ER) and 37K in six starts...was also tabbed the Pacific Coast League "Pitcher of the Week" from 5/1-7 after tossing two scoreless starts (13.0IP, 7H, 0BB, 9K).
- ▶ Following the season, was tabbed the Cardinals' No. 2 prospect by *Baseball America*.

2016

- ▶ Saw his first Major League action with the Cardinals, going 1-4 with a 5.70 ERA (36.1IP, 46H, 29R/23ER, 12BB, 45K, 7HR) in nine games (eight starts) in one stint with the club (8/13-10/2)...opponents batted .311/.364/.507 (46-for-148, 7HR); LH .377/.435/.590 (23-for-61, 3HR); RH .264/.313/.448 (23-for-87, 4HR).
- ▶ Began the season on the minor league disabled list after suffering a left wrist injury during spring training.
- ▶ Combined to make 13 starts in the minors with Double-A Springfield and Triple-A Memphis, going 7-3 with a 1.30 ERA (83.0IP, 65H, 23R/12ER, 12BB, 92K, 4HR).
- ▶ Went 6-3 with a 1.40 ERA (77.0IP, 63H, 23R/12ER, 10BB, 88K, 4HR) in 12 starts with Double-A Springfield before being promoted to Triple-A Memphis...was tabbed the Texas League "Player of the Month" for June after going 4-0 with a 1.15 ERA (31.1IP, 30H, 5R/4ER, 3BB, 37K, 1HR) in five starts...was also named the Texas League "Pitcher of the Week" for 5/30-6/5 after tossing 7.1 scoreless innings in his season debut at Frisco (5H, 10K)...was named a Texas League Postseason All-Star.
- ▶ Was promoted to Triple-A Memphis on 8/5 and allowed just 2H over 6.0 scoreless innings in his only start (W, 2BB, 4K).
- ▶ Was selected to the active roster and signed to a Major League contract on 8/13...made his Major League debut that night as a starter against the Cubs at Wrigley Field, allowing 2ER in 4.0IP (4H, 3BB, 3K, 1HR)...struck out his first two Major League batters faced: Dexter Fowler (looking) and Kris Bryant (swinging).
- ▶ Made his first eight appearances with the Cardinals as a starter...allowed 3ER-or-fewer in seven of his eight starts...his 44K over his first eight career games were tied with Joe Corbett for the third-most strikeouts by a Cardinals pitcher in his first eight career games, trailing only Stu Miller's 52K and Alan Benes' 50K.
- ▶ Earned his first Major League win on 8/26 vs. Oakland after allowing only 1ER in 6.0IP (4H, 2BB, 7K, 1HR).
- ▶ Recorded his first career double-digit strikeout game on 8/31 at Milwaukee (6.0IP, 4H, 3R/ER, 2BB, 1HR)...became the fourth Cardinals pitcher in the Modern Era to record at least 10K in a game within his first four career games, joining Alan Benes (1995), Stu Miller (1952) and Joe Corbett (1904).
- ▶ Made his first career relief appearance on 9/26 vs. Cincinnati (0.2IP, 4H, 5R/ER, 1BB, 1K, 1HR).
- ▶ Following the season, was tabbed an Organization All-Star by MiLB.com.

2015

- ▶ In 19 starts with Single-A Palm Beach, went 8-5 with a 1.62 ERA (105.1IP, 98H, 34R/19ER, 19BB, 88K, 2HR).
- ▶ Following the season, was tabbed by *Baseball America* as St. Louis' No. 4 prospect.
- ▶ Played for the Surprise Saguaros in the Arizona Fall League following the season...went 2-1 with a 3.72 ERA (19.1IP, 12H, 9R/8ER, 4BB, 18K, 3HR) in seven games (two starts).



2014

- ▶ In his professional debut, combined with the GCL Cardinals and Single-A Palm Beach to go 0-1 with a 7.71 ERA (9.1IP, 15H, 8R/ER, 4BB, 12K, 1HR) in six starts.
- ▶ Began the season with the GCL Cardinals and did not allow a run in four starts (6.0IP, 4H, 0BB, 9K).
- ▶ Was promoted to Single-A Palm Beach on 8/1 and went 0-1 with a 21.60 ERA (3.1IP, 11H, 8R/ER, 4BB, 3K, 1HR).

PERSONAL

- ▶ Full name is Luke Allen Weaver.
- ▶ Attended DeLand High School (Fla.).
- ▶ In three seasons at Florida State University (2012-14) went 16-6 with a 3.04 ERA and 244K in 49 games (37 starts)...was named 2014 First Team All-ACC and Third Team Collegiate Baseball All-American...won the 2014 Rawlings Gold Glove Award...was also tabbed the 2013 Tallahassee Regional Most Outstanding Player after his 113K ranked 11th among NCAA Division 1 pitchers.
- ▶ His brother-in-law also played at FSU and was selected by the Tigers in the 2014 First-Year Player Draft.
- ▶ In 2024, volunteered on September 11 alongside nearly 100 MLB employees at an event aboard the Intrepid Museum for the nonprofit "9/11 Day," helping pack meals for families in need in surrounding communities.
- ▶ Had a Little League field named after he and his wife in Hoyo Oscuro, Dominican Republic through Big League Impact, a charitable organization which was founded by his former teammate, Adam Wainwright.
- ▶ As part of the Diamondbacks' 2019 Summer of Safety program, helped deliver 100 new bikes and helmets to kids at the Boys and Girls Club...also co-hosted "Swing For Impact" at Top Golf Scottsdale to benefit Food For the Hungry, Striking Out Poverty and the Phoenix Rescue Mission.
- ▶ Pitched for the 2013 USA Baseball National Team...the team went 20-3 overall.

Weaver's Career Pitching Record

Year	Club	W	L	ERA	G	GS	CG	SHO	SV	IP	H	R	ER	HR	HP	BB	SO	WP	BK
2014	GCL Cardinals	0	0	0.00	4	4	0	0	0	6.0	4	0	0	0	1	0	9	0	0
	Palm Beach	0	1	21.60	2	2	0	0	0	3.1	11	8	8	1	0	4	3	0	1
2015	Palm Beach	8	5	1.62	19	19	0	0	0	105.1	98	34	19	2	0	19	88	8	1
2016	Springfield	6	3	1.40	12	12	0	0	0	77.0	63	23	12	4	2	10	88	5	0
	Memphis	1	0	0.00	1	1	0	0	0	6.0	2	0	0	0	0	2	4	0	0
2017	ST. LOUIS	1	4	5.70	9	8	0	0	0	36.1	46	29	23	7	2	12	45	1	0
	Memphis	10	2	2.55	15	15	0	0	0	77.2	63	24	22	3	1	19	76	6	0
	ST. LOUIS	7	2	3.88	13	10	0	0	0	60.1	59	27	26	7	1	17	72	0	0
2018	ST. LOUIS	7	11	4.95	30	25	0	0	0	136.1	150	83	75	19	3	54	121	3	0
	Memphis - a	0	0	4.50	1	1	0	0	0	4.0	3	2	2	1	0	0	7	0	0
2019	ARIZONA - b	4	3	2.94	12	12	0	0	0	64.1	55	22	21	6	3	14	69	0	0
2020	ARIZONA	1	9	6.58	12	12	0	0	0	52.0	63	39	38	10	1	18	55	0	0
2021	ARIZONA - c	3	6	4.25	13	13	0	0	0	65.2	58	34	31	11	1	20	62	0	0
	AZL D-Backs	0	0	3.00	1	1	0	0	0	3.0	4	1	1	0	0	0	6	1	0
	Reno	0	0	3.86	2	2	0	0	0	7.0	6	3	3	0	0	1	4	12	1
2022	ARIZONA - d, e, f, g	1	1	7.71	12	1	0	0	0	16.1	24	14	14	1	1	5	19	0	0
	Reno	0	0	3.00	2	1	0	0	0	6.0	6	2	2	1	0	2	5	0	0
	KANSAS CITY	0	0	5.59	14	0	0	0	0	19.1	28	15	12	0	2	8	19	2	0
2023	Louisville - h	0	0	3.00	2	2	0	0	0	9.0	3	3	3	1	0	4	9	1	0
	CINCINNATI	2	4	6.87	21	21	0	0	0	97.0	125	76	74	24	3	34	85	3	0
	SEATTLE	0	1	6.08	5	1	0	0	0	13.1	16	9	9	2	1	3	8	0	0
	YANKEES - i	1	1	3.38	3	3	0	0	0	13.1	14	5	5	3	0	3	16	0	0
2024	YANKEES	7	3	2.89	62	0	0	0	4	84.0	52	28	27	10	4	26	103	1	0
Minor League Totals		25	11	2.13	61	60	0	0	0	304.1	263	100	72	13	5	64	307	22	2
AL Totals		8	5	3.67	84	4	0	0	4	130.0	110	57	53	15	7	40	146	3	0
NL Totals		26	40	5.14	122	102	0	0	0	528.1	580	324	302	85	15	174	528	7	0
Major League Totals		34	45	4.85	206	106	0	0	4	658.1	690	381	355	100	22	214	674	10	0
NYY Total		8	4	2.96	65	3	0	0	4	97.1	66	33	32	13	4	29	119	1	0

Selected by the Toronto Blue Jays in the 19th round of the 2011 First-Year Player Draft but did not sign.

Selected by the St. Louis Cardinals in the first round (27th overall) of the 2014 First-Year Player Draft.

- a - Acquired by Arizona from St. Louis along with C Carson Kelly, INF Andrew Young and a competitive balance draft pick in exchange for INF Paul Goldschmidt on December 5, 2018.
- b - Placed on the 10-day injured list on May 27, 2019 with right forearm tightness...was transferred to the 60-day injured list on July 26, 2019 and reinstated on September 21, 2019.
- c - Placed on the 10-day injured list on May 18, 2021 (retroactive to May 17) with a right shoulder strain...was transferred to the 60-day injured list on May 27, 2021 and was reinstated on September 1, 2021.
- d - Placed on the 10-day injured list with right elbow inflammation on April 8, 2022...was transferred to the 60-day injured list on May 28, 2022 and was reinstated on June 12, 2022.
- e - Was acquired by Kansas City from Arizona in exchange for INF Emmanuel Rivera on August 1, 2022.
- f - Was claimed off waivers by Seattle on October 26, 2022.
- g - Was non-tendered by Seattle on November 18, 2022.
- h - Placed on the 15-day injured list from March 27 - April 20, 2023 with a right elbow flexor strain.
- i - Was claimed off waivers by the Yankees on September 12, 2023.



Weaver's Postseason Record

Year	Club vs. Opp.	W	L	ERA	G	GS	CG	SHO	SV	IP	H	R	ER	HR	HP	BB	SO	WP	BK
2024	NY Yankees vs. KC (DS)	0	0	0.00	4	0	0	0	3	4.1	2	0	0	0	0	0	5	0	0
	NY Yankees vs. CLE (CS)	1	0	4.50	4	0	0	0	1	6.0	5	3	3	2	0	1	7	0	0
	NY Yankees vs. LAD (WS)	0	0	0.00	4	0	0	0	0	5.0	1	0	0	0	1	1	4	0	1
LDS Totals		0	0	0.00	4	0	0	0	3	4.1	2	0	0	0	0	0	5	0	0
LCS Totals		1	0	4.50	4	0	0	0	1	6.0	5	3	3	2	0	1	7	0	0
World Series Totals		0	0	0.00	4	0	0	0	0	5.0	1	0	0	0	1	1	4	0	1
POSTSEASON TOTALS		1	0	1.76	12	0	0	0	4	15.1	8	3	3	2	1	2	16	0	1

Weaver's Career Fielding Record

Position	PCT	G	PO	A	E	TC	DP
Pitcher	.930	206	41	66	8	115	4

Weaver's Regular Season Batting Record

Year	Team	AVG	G	AB	R	H	2B	3B	HR	RBI	SH	SF	HP	BB	SO	SB	CS
2024	NY Yankees																
Did Not Bat																	
Major League Totals		.167	206	108	10	18	0	0	1	8	13	1	0	3	50	0	0

Weaver's Career Bests and Streaks

COMPLETE GAMES: None. **LOW-HIT COMPLETE GAME:** N/A. **IP (START):** 8.0, 7/5/18 at SF. **IP (RELIEF):** 4.1, 9/9/23 at TB. **HITS:** 10 - 3 times (last on 6/18/23 at HOU). **RUNS:** 9, 6/18/22 vs. MIN. **EARNED RUNS:** 9, 6/18/22 vs. MIN. **WALKS:** 6, 4/24/18 vs. NY Yankees. **STRIKEOUTS:** 10 - 3 times (last on 8/29/17 at MIL). **HOME RUNS:** 3 - 4 times (last on 5/9/23 vs. NY Yankees). **WINNING STREAK:** 7g, 8/2-9/20/17. **LOSING STREAK:** 6g, 8/23-9/26/20. **SCORELESS STREAK (IP):** 18.0, 4/20-5/20/24.

Pitcher of the Month: None

Player of the Week: None

Rookie of the Month: None

Baseball Glossary

HOW TO FIGURE...

Batting Average: (H/AB) Hits divided by at-bats.**ERA:** (ERx9/IP) Multiply earned runs by nine and divide the total by innings pitched.**Slugging Percentage:** (TB/AB) Total bases (1B=1, 2B=2, 3B=3, HR=4) divided by at-bats.**On-Base Percentage:** (H+BB+HBP)/(AB+BB+HBP+SF)
Add hits, walks, hit by pitch and divide by the total of at-bats plus walks plus hit-by-pitch plus sacrifice flies.**OPS:** On-base percentage plus slugging percentage.**Fielding Percentage:** (PO+A)/(PO+A+E) Total putouts plus assists divided by total chances.**Winning Percentage:** The number of games won divided by the total games played (not including ties).**Magic Number:** Determine the number of games yet to be played, add one, then subtract the number of games ahead in the loss column of the standings from the closest opponent.

QUALIFYING RULES

Batting Championship: To qualify for a batting title, a player must make at least 3.1 plate appearances per team game as scheduled at the start of the season. During a 162-game season, the minimum to qualify is 502 plate appearances.**Pitching Championship:** To qualify for the lowest ERA, a pitcher must throw at least 1.0 inning per team game as scheduled at the start of the season. During a 162-game season, the minimum is 162.0 innings.**Fielding Championship:** To qualify as the top fielder during a 162-game season:

- a catcher must have played in at least 81 games at catcher.
- an infielder or outfielder must have played at his position in at least 108 games.
- a pitcher must have at least 162.0 innings pitched.

Rookie: A player shall be considered a rookie unless, during a previous season or seasons, he has (a) exceeded 130 at-bats or 50 innings pitched in the Major Leagues; or (b) accumulated more than 45 days on the active roster of a Major League club or clubs during the period of the 26-player limit.**Save:** Credit a pitcher with a save when:


- He is the finishing pitcher in a game won by his club;
 - He is not the winning pitcher, and
 - He qualifies under one of the following conditions:
 - He enters the game with a lead of no more than three runs and pitches for at least one inning, or
 - He enters the game with the potential tying run either on base, at bat or on deck, or
 - He pitches effectively for at least three innings
- *No more than one save may be credited each game.



AUSTIN WELLS • C

28

HT: 6-2 • **WT:** 220 • **BATS:** L • **THROWS:** R
BIRTHDATE: 7/12/99 • **OPENING DAY AGE:** 25
BIRTHPLACE: Scottsdale, Ariz.
RESIDES: Henderson, Nev.
COLLEGE: University of Arizona
M.L. SERVICE: 1 year, 31 days



STATUS

- Was selected by the Yankees in the first round (28th overall) of the 2020 First-Year Player Draft.

2024

- In 115 games with the Yankees, hit .229/.322/.395 (81-for-354) with 42R, 18 doubles, 1 triple, 13HR, 55RBI, 47BB, 5HP and 75F...made his first career Opening Day roster.
- His 13HR were the second-most by a rookie catcher in a single season in franchise history, trailing only Gary Sánchez's 20HR in 2016.
- Finished third in AL Rookie of the Year voting...among AL rookies, was tied for fourth in walks (47) and game-winning RBI (eight), ranked fifth in OBP (.322, min. 350PA), SLG (.395, min. 350PA) and OPS (.718, min. 350PA), tied for fifth in HR (13) and extra-base hits (32), and sixth in RBI (55) and go-ahead RBI (10).
- According to FanGraphs (among position players), his 3.4 WAR ranked second among AL rookies and fifth among Major League rookies...his 3.4 WAR also ranked fourth among Major League catchers (second in AL).
- According to Baseball Savant, ranked third in catcher framing runs (12) and fourth in fielding run value (13) among Major League catchers.
- His 3.79 catcher's ERA was the sixth-best in the AL and 10th-best in the Majors.
- Batted cleanup in the starting lineup 38 times, hitting .252/.329/.430 (38-for-151) with 15R, 7 doubles, 1 triple, 6HR, 33RBI and 17BB...over his first 29 games as the starting cleanup hitter from 7/20-9/12, hit .308/.368/.521 (36-for-117) with 13R, 5 doubles, 1 triple, 6HR, 28RBI and 11BB.
- Started 96 games at catcher...was the starting catcher in 53 of the Yankees' final 74 games (7/4-9/29).
- Recorded a career-high-tying 3H three times: 7/22 vs. Tampa Bay, 7/26 at Boston and 8/14 at Chicago-AL...recorded a career-high-tying 4RBI three times: 8/10-G1 vs. Texas, 8/30 vs. St. Louis and 9/9 vs. Kansas City.
- After hitting .086 (3-for-35) with 4R, 2RBI, 9BB, 1SB and 2SF over his first 14 games (3/29-4/23), hit .283/.363/.498 (70-for-247) with 33R, 15 doubles, 1 triple, 12HR, 40RBI, 30BB, 3HP and 4SF in his next 80 games from 4/24-8/31.
- Recorded a career-high 13-game on-base streak from 6/5-30.
- Reached base safely in 42 of his 46 starts from 6/5-8/31 and in 55 of his final 64 starts from 6/5-9/28.
- In 58 games from 6/6-8/31, hit .299/.388/.542 (53-for-177) with 26R, 8 doubles, 1 triple, 11HR, 37RBI, 25BB, 3HP and 4SF.
- Hit 7HR in 21 starts from 6/11-7/26, including 4HR in eight starts from 6/29-7/13 and 6HR in 15 starts from 6/29-7/26.
- Reached base in 25 of his 26 starts from 7/21-8/31, batting .333/.397/.571 (35-for-105) with 12R, 5 doubles, 1 triple, 6HR, 22RBI, 11BB, 2HP and 3SF over that span.
- Recorded 34RBI in his final 49 games (7/24-9/29).
- Drove in a run in a career-high five straight games from 7/24-29...also drove in a run in six straight starts from 7/22-29.
- Over his final 49 games (7/24-9/29), hit .300/.350/.540 (15-for-50) with 4 doubles, 1 triple, 2HR, 29RBI, 1HP, 5BB and 4SF with RISP.
- During the month of August, hit .325/.391/.545 (25-for-77) with 6R, 5 doubles, 4HR, 15RBI, 8BB, 1HP and 15F in 22 games.
- Recorded his first career multi-HR game and tied his career high with 4RBI on 8/30 vs. St. Louis, hitting a go-ahead two-run HR in the third inning and a two-run home run in the eighth inning.
- Was hit by a pitch on his hand on 9/2 at Texas...x-rays were negative...did not play in the next two games from 9/3-4.
- Appeared in all 14 of the Yankees postseason games, making 12 starts at catcher...batted .120 (6-for-50) with 3R, 1 double, 2HR, 4RBI, 4BB, 1HP and 1SB during the playoffs...made his postseason debut in ALDS Game 1 vs. Kansas City and went 1-for-3 with 2RBI and 2BB...was the seventh Yankee to reach base at least three times in their first career postseason game, joining Aaron Judge, Rey Sánchez, Bernie Williams, Fred Stanley, Roger Maris and Jake Powell (confirmed by *Elias*)...hit his first career postseason home run in ALCS Game 4 at Cleveland with a solo shot in the second inning (1-for-4, 1R, 1HR, 1RBI)...became the first Yankees rookie catcher that started the game at the position to homer in a postseason game (Yogi Berra homered in 1947 World Series Game 3 as a pinch hitter and remained in the game at catcher)...also homered in World Series Game 4 vs. Los Angeles-NL (2-for-3, 2R, 1 double, 1HR, 1RBI, 1BB, 1SB)...became just the fifth catcher in Yankees history to record a stolen base in the postseason, joining Jorge Posada (three times), Jim Leyritz, Thurman Munson and Bill Dickey.

2023

- Saw his first Major League action, batting .229/.257/.486 (16-for-70) with 8R, 6 doubles, 4HR, 13RBI and 3BB in 19 games with the Yankees (9/1-10/1)...10 of his 16 hits went for extra bases (6 doubles, 4HR)...six of his 16 hits drove in a run.
- Batted .317/.333/.732 (13-for-41) with 7R, 5 doubles, 4HR, 10RBI and 1BB in his final 11 games (9/16-10/1) after hitting .103 (3-for-29) with 1R, 1 double, 3RBI and 2BB over his first eight games (9/1-14).



- Was signed to a Major League contract and selected to the active roster on 9/1 and made his Major League debut that night, hitting a single in his first plate appearance (1-for-4)...was the first Yankee to make his Major League debut as a starting catcher since Mike Figgia on 9/16/97-G2 vs. Boston...at 24 years, 51 days, was the ninth-youngest Yankee to make his Major League debut as the starting catcher and the youngest to do so since Thurman Munson (22 years, 62 days) on 8/8/69-G2 vs. Oakland...only John Ellis (20y, 269d on 5/17/69 vs. California), Yogi Berra (21y, 133d on 9/22/46-G1 vs. Philadelphia-AL), Ellie Rodriguez (22y, 2d on 5/26/68-G1 vs. Chicago-AL), Thurman Munson (22y, 62d on 8/8/69-G2 vs. Oakland), Johnny Blanchard (22y, 211d on 9/25/55-G2 at Boston), Roxy Walters (22y, 315d on 9/16/1915 vs. Chicago-AL), Joe Glenn (23y, 301d on 9/15/32 at Chicago-AL) and Charlie Silvera (23y, 352d on 9/29/48 at Philadelphia-AL) accomplished the feat at a younger age...was the first Yankee to make his Major League debut as a catcher since Kyle Higashioka on 4/10/17 vs. Tampa Bay.
- At the time of his call-up, was tabbed by *Baseball America* as the No. 5 prospect in the Yankees system and the No. 81 prospect in all of baseball...was also ranked by MLB Pipeline as the No. 8 prospect in the Yankees organization.
- With OF Jasson Domínguez also making his Major League debut on 9/1 at Houston, it marked the 12th time in franchise history two players made their Major League debuts as starters in the same game, the third such time in the last 54 years (since 1970) and fourth in the last 77 years (since 1947)...joined Aaron Judge and Tyler Austin on 8/13/16 vs. Tampa Bay, Dean Anna and Masahiro Tanaka on 4/4/14 at Toronto, and John Ellis and Jim Liddle on 5/17/69 vs. California...also marked the seventh time in franchise history two players age 24-or-younger made their Major League debuts as starters in the same game...joined Tyler Austin and Aaron Judge on 8/13/16 vs. Tampa Bay, John Ellis and Jim Liddle on 5/17/69 vs. California, Yogi Berra and Bobby Brown on 9/22/46-G1 vs. Philadelphia-AL, Billy Johnson and Snuffy Stirrweiss on 4/22/43 vs. Washington-AL, Ben Chapman and Dusty Cooke on 4/15/30 at Philadelphia-AL, and Howie Camp, Chick Fewster and Bill Lamar on 9/19/1917 vs. Cleveland.
- Recorded his first career RBI with a game-tying sac fly in the fifth inning on 9/2 at Houston...with Oswaldo Cabrera, Oswald Peraza and Everson Pereira all driving in a run as well, it marked just the 12th time since 1920 (when RBI became an official stat) that the Yankees had four players age 24-or-younger record an RBI in the same game and just the second time in the last 68 years (since 1956)...John Ellis (21), Thurman Munson (23), Jerry Kenney (24) and Bobby Murcer (24) also did so on 6/21/70 at Boston (confirmed by *Elias*).
- Reached base safely in each of his final 10 starts from 9/16-10/1...collected at least one hit in nine of those games...also hit safely in 10 of his final 12 starts from 9/12(G2)-10/1.
- Hit his first Major League home run with a solo shot in the ninth inning off Erik Swanson on 9/20 vs. Toronto.
- Hit 4HR in a seven-game span from 9/20-29, including three in a four-game span from 9/25-29...homered in back-to-back games for the first time in his career from 9/25-26.
- Drove in eight runs over a four-game span from 9/25-29.
- Hit his second career HR on a game-tying two-run shot in the fourth inning on 9/25 vs. Arizona.
- Homered in his second straight game and broke a scoreless tie in the ninth inning on 9/26 at Toronto with a two-run HR...was just the seventh Yankee (eighth time) in the last 42 years (since 1982) to break a scoreless tie with a HR in the ninth inning-or-later, joining Aaron Judge (twice: ninth inning on 7/28/22 vs. Kansas City and 13th inning on 6/16/18 at Toronto), Gary Sánchez (ninth inning on 5/1/18 at Houston), Chris Young (11th inning on 9/12/14-G1 at Baltimore), Alex Rodriguez (15th inning on 8/7/09 vs. Boston), Ruben Sierra (ninth inning on 7/22/04 vs. Toronto) and Cecil Fielder (10th inning on 8/2/96 at Kansas City).
- Set a then-career high 4RBI and hit his fourth career HR — a three-run shot in the fourth inning — on 9/29 at Kansas City.
- Set a then-career high with 3H in his final game of the season on 10/1 at Kansas City.
- Combined to hit .240/.333/.442 (89-for-371) with 46R, 24 doubles, 17HR, 72RBI, 48BB and 75B in 96 games with Single-A Tampa (rehab assignment), Double-A Somerset and Triple-A Scranton/Wilkes-Barre.
- Began the season on the minor league injured list due to a fractured rib...played in five rehab games with Single-A Tampa, batting .176 (3-for-17) with 2R, 1HR, 2RBI and 3BB...was reinstated with Somerset on 5/2.
- In 58 games with Double-A Somerset, batted .237/.327/.443 (54-for-228) with 28R, 14 doubles, 11HR, 50RBI, 29BB and 55B...was promoted to Scranton/Wilkes-Barre on 7/21...hit .254/.349/.452 (32-for-126) with 16R, 10 doubles, 5HR, 20RBI, 16BB and 25B in 33 games with the RailRiders.

2022

- Combined with High-A Hudson Valley, Single-A Tampa and Double-A Somerset, batting .277/.385/.512 (93-for-336) with 60R, 17 doubles, 1 triple, 20HR, 65RBI, 56BB and 165B in 92 games...among Yankees farmhands, ranked second in SLG, tied for second in RBI, tied for third in HR and fifth in OPS (.897).
- Began the year with High-A Hudson Valley, batting .323/.429/.576 (32-for-99) with 21R, 7 doubles, 6HR, 16RBI, 19BB and 95B in 28 games.
- After a stint on the minor league I.L. from 5/18-6/24, was assigned to Single-A Tampa where he hit .231 (6-for-26) with 5R, 2 doubles, 2HR, 6RBI and 8BB in nine games.
- Was promoted to Double-A Somerset on 7/5, where he finished the season...in 55 games with the Patriots, he hit .261/.360/.479 (55-for-211) with 34R, 8 doubles, 1 triple, 12HR, 43RBI, 29BB and 75B.
- Following the season, was ranked by *Baseball America* as the Yankees' No. 5 prospect and the No. 94 overall prospect in baseball...was also labeled by the publication as the "Best Power Hitter" among Yankees farmhands...was named a MiLB.com Organization All-Star.

2021

- Made his professional debut, hitting .264 (101-for-382) with 82R, 23 doubles, 5 triples, 16HR, 76RBI, 71BB and 165B in 103 games with Low-A Tampa and High-A Hudson Valley...ranked among Yankees minor leaguers in walks (second), runs scored (second), RBI (third), OPS (fourth, .866), triples (tied for fourth) and extra-base hits (fifth, 44).
- Began the season with Low-A Tampa, hitting .258 (61-for-236) with 61R, 17 doubles, 4 triples, 9HR, 54RBI, 51BB and 115B over 65 games...his 61R were tied for the fifth-most in the Low-A Southeast.
- Was promoted to High-A Hudson Valley on 8/3 and hit .274 (40-for-146) with 21R, 6 doubles, 1 triple, 7HR, 22RBI, 20BB and 55B in 38 games.



- ▶ Played in the Arizona Fall League with the Surprise Saguaros, hitting .344/.456/.578 (22-for-64) with 14R, 5 doubles, 2 triples, 2HR, 18RBI, 13BB and 15B in 18 games...was named the AZL "Player of the Week" for 10/18-23 after hitting .538/.600/1.154 (7-for-13) with 3R, 3 doubles, 1 triple, 1HR, 5RBI and 2BB over three games...was also named to the West Division's roster for the AFL "Fall Stars Game" on 11/13.
- ▶ Following the season, was ranked by *Baseball America* as the No. 5 prospect in the Yankees organization...was labeled the No. 6 prospect in the Yankees system by MLB Pipeline...was also named a Organization All-Star by MiLB.com.

2020

- ▶ Did not play due to the COVID-19 pandemic.
- ▶ Following the season, was named by *Baseball America* as the Yankees' No. 5 prospect and having the "Best Strike-Zone Discipline" among Yankees minor leaguers...was also named the Yankees' No. 6 prospect by MLB Pipeline.

PERSONAL

- ▶ Full name is Austin Kenneth Wells.
- ▶ In two seasons at the University of Arizona, hit .357/.476/.560 (99-for-277) with 85R, 21 doubles, 7 triples, 7HR, 74RBI and 63BB in 71 games...in his pandemic-shortened sophomore year campaign, hit .375/.527/.589 (21-for-56) with 12R, 6 doubles, 2HR, 14RBI and 17BB in 15 games...earned Second Team All-American honors by *Collegiate Baseball*...was named to the Buster Posey National Collegiate Catcher of the Year Award watch list...batted .353 (78-for-221) with 73R, 15 doubles, 7 triples, 5HR, 60RBI and 46BB in 56 games as a freshman in 2019...was named Pac-12 "Freshman of the Year"...earned First Team Freshman All-American honors by *Baseball America*, D1Baseball and the NCBWA...named a Freshman All-American by *Collegiate Baseball* and Perfect Game/Rawlings.
- ▶ Entering the 2020 draft, was ranked as the No. 21 overall draft prospect by *Baseball America* and the No. 27 prospect by MLB Pipeline...was the fourth catcher to be chosen by the Yankees in the first round of the First-Year Player Draft since its inception in 1965, joining Anthony Seigler in 2018 (23rd overall, Cartersville H.S.), David Parrish in 2000 (28th overall, University of Michigan) and Thurman Munson in 1968 (fourth overall, Kent State University).
- ▶ Attended Bishop Gorman (Nev.) H.S....was named the 2016-17 Gatorade Nevada "Baseball Player of the Year" and was selected to the Under Armour All-America Baseball Game in 2017.

Wells' Career Batting Record

Year	Club	AVG	G	AB	R	H	2B	3B	HR	RBI	SH	SF	HP	BB	SO	SB	CS	E	OBP	SLG
2020						Did Not Play - COVID-19 Pandemic														
2021	Tampa	.258	65	236	61	61	17	4	9	54	0	5	7	51	62	11	0	5	.398	.479
	Hudson Valley	.274	38	146	21	40	6	1	7	22	0	0	4	20	55	5	0	0	.376	.473
2022	Hudson Valley	.323	28	99	21	32	7	0	6	16	0	1	0	19	27	9	0	0	.429	.576
	Tampa	.231	9	26	5	6	2	0	2	6	0	0	0	8	5	0	0	0	.412	.538
	Somerset	.261	55	211	34	55	8	1	12	43	0	2	5	29	58	7	0	6	.360	.479
2023	Tampa	.176	5	17	2	3	0	0	1	2	0	0	0	3	3	0	0	0	.300	.353
	Somerset	.237	58	228	28	54	14	0	11	50	0	3	3	29	60	5	0	9	.327	.443
	Scranton/WB	.254	33	126	16	32	10	0	5	20	0	1	3	16	34	2	1	2	.349	.452
	YANKEES	.229	19	70	8	16	6	0	4	13	0	1	0	3	14	0	0	1	.257	.486
2024	YANKEES	.229	115	354	42	81	18	1	13	55	1	7	5	47	87	1	2	11	.322	.395
Minor League Totals		.260	291	1089	188	283	64	6	53	213	0	12	22	175	304	39	1	22	.370	.476
Major League Totals		.229	134	424	50	97	24	1	17	68	1	8	5	50	101	1	2	12	.312	.410

Selected by the Yankees in the 35th round of the 2018 First-Year Player Draft but did not sign.

Selected by the Yankees in the first round (28th overall) of the 2020 First-Year Player Draft.

Wells' Postseason Record

Year	Club vs. Opp.	AVG	G	AB	R	H	2B	3B	HR	RBI	SH	SF	HP	BB	SO	SB	CS	E	OBP	SLG
2024	NYY vs. KC (DS)	.125	4	16	0	2	0	0	0	2	0	0	0	2	6	0	0	0	.222	.125
	NYY vs. CLE (CS)	.059	5	17	1	1	0	0	1	1	0	0	0	1	9	0	0	0	.111	.235
	NYY vs. LAD (WS)	.176	5	17	2	3	1	0	1	1	0	0	1	1	7	1	0	1	.263	.412
LDS Totals		.125	4	16	0	2	0	0	0	2	0	0	0	2	6	0	0	0	.222	.125
LCS Totals		.059	5	17	1	1	0	0	1	1	0	0	0	1	9	0	0	0	.111	.235
World Series Totals		.176	5	17	2	3	1	0	1	1	0	0	1	1	7	1	0	1	.263	.412
POSTSEASON TOTALS		.120	14	50	3	6	1	0	2	4	0	0	1	4	22	1	0	1	.200	.260

Wells' Career Fielding Record

Position	PCT	G	PO	A	E	TC	DP
Catcher	.989	129	1,063	36	12	1,111	5

Wells' Career Home Run Chart

MULTI-HOMER GAMES: 1, 8/30/24 vs. STL. **TWO-HOMER GAMES:** 1, 8/30/24 vs. STL. **THREE-HOMER GAMES:** None. **GRAND SLAMS:** None. **PINCH-HIT HR:** None. **INSIDE-THE-PARK HR:** None. **"WALK-OFF" HR:** None. **LEADOFF HR:** None.

Wells' Career Bests and Streaks

HITS: 3 - 4 times (last on 8/14/24 at CWS). **RUNS:** 2 - 7 times (last on 8/31/24 vs. STL). **2B:** 2 - 2 times (last on 5/8/24 vs. HOU). **3B:** 1, 7/29/24 at PHI. **HR:** 2, 8/30/24 vs. STL. **RBI:** 4 - 4 times (last on 9/9/24 vs. KC). **BB:** 3, 7/19/24 vs. TB. **SO:** 3 - 6 times (last on 9/17/24 at SEA). **SB:** 1, 4/17/24 at TOR. **HIT STREAK:** 7g, 9/25/23-3/30/24. **"WALK-OFF" HITS:** None.

Player of the Month: None

Player of the Week: None

Rookie of the Month: None



DEVIN WILLIAMS • RHP

38

HT: 6-2 • **WT:** 193 • **BATS:** R • **THROWS:** R
BIRTHDATE: 9/21/94 • **OPENING DAY AGE:** 30
BIRTHPLACE: St. Louis, Mo.
RESIDES: Delray Beach, Fla.
M.L. SERVICE: 5 years, 56 days



STATUS

- Acquired by the Yankees from the Milwaukee Brewers in exchange for LHP Nestor Cortes, INF Caleb Durbin and cash considerations on December 13, 2024.

CAREER

- In six Major League seasons with the Brewers (2019-24), has gone 27-10 with 68 saves, a 1.83 ERA (235.2IP, 129H, 63R/48ER, 112BB, 375K, 15HR) and a .157/.266/.247 (129-for-823) opponents' slash line in 241 career relief appearances.
- Is a two-time All-Star (2022-23) and two-time Trevor Hoffman National League Reliever of the Year Award winner (2020, '23)...was also the 2020 Jackie Robinson National League Rookie of the Year.
- Since 2020, leads Major League relievers in opponents' BA (.145) and opponents' SLG (.227), ranks second in ERA (1.70), strikeout rate (40.8%), K/9.0IP (14.64) and opponents' OPS (.483), sixth in save percentage (87.2%), seventh in opponents' OBP (.256) and eighth in WHIP (0.98).
- Over the last three seasons (since 2022), has not allowed a run in 130 of his 148 relief appearances...his 1.66 ERA over that stretch is the best among Major League relievers.
- His 68 saves with Milwaukee were tied for the eighth-most in Brewers history (since saves became an official stat in 1969).
- Since 2023, has held opponents to a .078/.280/.156 (5-for-64) slash line with runners in scoring position.
- Has pitched in the postseason twice with the Brewers (2023, '24).
- Has made the Opening Day roster four times (2020-23)...began the 2024 season on the injured list.

CAREER HIGHLIGHTS

- NL All-Star**
 - 2022, 2023
- NL Reliever of the Year**
 - 2020, 2023
- NL Rookie of the Year**
 - 2020
- All-MLB Second Team**
 - 2020, 2023

2024

- Went 1-0 with 14 saves and a 1.25 ERA (21.2IP, 10H, 3R/ER, 11BB, 38K, 1HR) in 22 relief appearances with the Brewers...opponents batted .133/.261/.227 (10-for-75, 1HR); LH .114/.262/.200 (4-for-35, 1HR); RH .150/.261/.250 (6-for-40, 0HR).
- Among Major League pitchers that tossed at least 20.0 innings from the time he was reinstated from the injured list (7/28) to the end of the regular season, ranked second in strikeout rate (43.2%, second in NL), third in K/9.0IP (15.78, third in NL), tied for fourth in saves (second in NL) and 10th in opponents' BA (.133, seventh in NL).
- Did not allow a run in 20 of his 22 appearances...allowed his only runs on 8/7 at Atlanta (1R/ER) and 8/21 at St. Louis (2R/ER).
- Converted 14-of-15 save opportunities (93.3%).
- Missed the first 104 games of the season on the injured list with a back stress fracture...was placed on the 15-day injured list on 3/28 (retro. to 3/25) and transferred to the 60-day injured list on 4/9...combined to make four scoreless rehab appearances with High-A Wisconsin and Triple-A Nashville (4.0IP, 1H, 2BB, 6K)...was reinstated from the I.L. on 7/28.
- Made his season debut on 7/28 vs. Miami (1.0IP, 1H, 1BB, 1K).
- Recorded multiple strikeouts in 13 of his final 20 appearances from 8/7-9/28, recording 36K in 19.2IP.
- Earned his first save of the season on 8/10 vs. Cincinnati...his 14 saves from 8/10 to the end of the regular season were tied with Cleveland's Emmanuel Clase for the most in the Majors.
- Did not allow a run in his final 13 appearances from 8/28-9/28, going 1-0 with nine saves (13.0IP, 4H, 6BB, 22K)...held hitters to a .093/.220/.140 (4-for-43) slash line over that span.
- Made two postseason appearances for the Brewers...tossed a scoreless ninth inning in NLWCS Game 2 vs. the Mets to earn his first career postseason save...allowed 4R/ER in NLWCS Game 3 vs. the Mets, including a go-ahead three-run HR to Pete Alonso in the ninth inning (0.2IP, 3H, 1BB, 1K, 1HR, 1HP).
- Was acquired by the Yankees from the Milwaukee Brewers in exchange for LHP Nestor Cortes, INF Caleb Durbin and cash considerations on 12/13.

2023

- Was named the National League Reliever of the Year after going 8-3 with 36 saves and a 1.53 ERA (58.2IP, 26H, 13R/10ER, 28BB, 87K, 4HR)...opponents batted .129/.238/.218 (26-for-202, 4HR); LH .152/.288/.192 (15-for-99, 0HR); RH .107/.186/.243 (11-for-103, 4HR) set a career high in saves and tied his career high in wins...was named to his second career All-Star team.
- Was named to the All-MLB Second Team.



- ▶ Led all Major League relievers in opponents' BA and opponents' OPS (.456), ranked second in opponents' SLG (first in NL), was tied for third in save percentage (90.0%, third in NL), fourth in strikeout rate (37.7%, first in NL), opponents' OBP (second in NL), tied for fifth in saves (fourth in NL), sixth in ERA (third in NL), tied for seventh in wins (tied for fourth in NL) and eighth in K/9.0IP (13.35, third in NL) and WHIP (0.92, fourth in NL)... was also tied for sixth among NL relievers in strikeouts.
- ▶ Did not allow a run in 54 of his 61 relief appearances.
- ▶ Held opponents to a .104/.283/.208 (5-for-48) slash line with runners in scoring position.
- ▶ Did not allow a run in his first 10 appearances from 4/1-29 (9.1IP).
- ▶ Allowed just 1R/ER over his first 21 appearances from 4/1-6/10, going 3-0 with 10 saves and a 0.42 ERA (21.2IP, 1ER).
- ▶ Did not allow an earned run in 45 of his first 48 appearances from 4/1-8/12, going 7-3 with 28 saves and a 1.36 ERA (46.1IP, 7ER).
- ▶ Was named the National League "Reliever of the Month" for July after going 1-1 with 10 saves, a 1.54 ERA (11.2IP, 2ER) and 21K.
- ▶ Did not allow an earned run in 26 of his final 29 appearances from 7/7-9/30, going 4-1 with 18 saves, a 1.00 ERA (27.0IP, 3ER) and 46K over that span.
- ▶ Was named to his second career All-Star team but did not pitch in the NL's 3-2 win at T-Mobile Park...became the fifth reliever in franchise history to be named to multiple All-Star teams, joining Josh Hader (4x), Dan Plesac (3x), Francisco Rodríguez (2x) and Rollie Fingers (2x).
- ▶ Struck out Nick Senzel swinging in the ninth inning on 7/16 at Cincinnati for his 300th career strikeout.
- ▶ Pitched in the postseason for the first time, allowing 2R/ER in 0.2IP in the NL Wild Card Series Game 1 vs. Arizona (1H, 3BB, 1K, 1WP).
- ▶ Won a Silver Medal with Team USA in the World Baseball Classic, tossing four scoreless appearances (3.1IP, 1H, 1BB, 6K).

2022

- ▶ Went 6-4 with 15 saves and a 1.93 ERA (60.2IP, 31H, 17R/13ER, 30BB, 96K, 30BB, 2HR) in 65 relief appearances...set career highs in strikeouts, innings pitched and appearances...was named to his first career All-Star team...opponents batted .151/.267/.205 (31-for-205, 2HR); LH .207/.307/.310 (18-for-87, 2HR); RH .110/.237/.127 (13-for-118, 0HR).
- ▶ Led Major League relievers in opponents' SLG, ranked second in strikeout rate (40.0%, second in NL), was tied for second in strikeouts (second in NL), fifth in K/9.0IP (14.24, fourth in NL) and sixth in opponents' BA (third in NL) and opponents' OPS (.472, fourth in NL)...also ranked sixth among NL relievers in ERA and eighth in HR/9.0IP (0.30).
- ▶ His 56 scoreless appearances were the fifth-most among NL relievers and tied for 10th among Major League relievers.
- ▶ Went 15-for-17 in save opportunities (88.2%).
- ▶ Allowed just 2HR to 240BF.
- ▶ Did not allow a run in 40 of his first 43 appearances from 4/10-7/30, going 2-0 with six saves, a 1.59 ERA (39.2IP, 7ER) and 66K.
- ▶ Posted a career-high 28.2 scoreless inning streak from 5/13-7/30...was the fifth-longest scoreless inning streak by a Brewers pitcher in franchise history, trailing only Josh Hader (38.0IP from 2021-22), Bill Castro (32.0IP from 1977-78), Ted Higuera (32.0IP in 1987) and Ray Searge (29.2IP from 1984-85)...was the third-longest scoreless streak in the Majors in 2022...his 30-game scoreless streak was the longest single-season streak in franchise history...the previous franchise record was a 23-game streak held by Doug Jones (1997), John Axford (2013) and Jeremy Jeffress (2018).
- ▶ Struck out Alejandro Kirk swinging in the eighth inning for his 200th career strikeout on 6/25 vs. Toronto.
- ▶ Was named to first All-Star team and tossed a scoreless seventh inning (1H, 1K) in the National League's 3-2 loss at Dodger Stadium...struck out J.D. Martinez.
- ▶ Recorded eight saves in his final 15 appearances from 8/18-10/1.
- ▶ Recorded multiple strikeouts in six of his final seven appearances from 9/11-10/1, recording 16K in 7.1IP (19.64 K/9.0IP).

2021

- ▶ In 58 relief appearances with Milwaukee, went 8-2 with three saves and a 2.50 ERA (54.0IP, 36H, 17R/15ER, 28BB, 87K, 5HR)...opponents batted .186/.293/.294 (36-for-194, 5HR); LH .190/.322/.350 (19-for-100, 4HR); RH .181/.260/.234 (17-for-94).
- ▶ Ranked fifth among Major League relievers in K/9.0IP (14.50, third in NL) and seventh in strikeout rate (38.5%, third in NL)...was also tied for sixth in strikeouts among NL relievers.
- ▶ Struck out Nick Ahmed swinging in the eighth inning on 6/5 vs. Arizona to record his 100th career strikeout.
- ▶ Allowed just 1ER over 31 games from 6/5-8/30, posting a 0.31 ERA (29.0IP, 1ER) and 45K...did not allow an earned run in 22 straight games from 6/25-8/30, the second-longest streak of his career.
- ▶ Did not allow an earned run in 34 of his final 36 appearances from 6/5-9/26 after posting a 4.43 ERA (20.1IP, 10ER) over his first 22 games of the season (4/5-6/3)...went 7-2 with three saves and a 1.34 ERA (33.2IP, 5ER) and 55K over those 36 games.
- ▶ Posted a 15.0 scoreless inning streak from 6/25-8/17.
- ▶ Was placed on the 10-day injured list on 7/17 with right elbow discomfort...was reinstated on 7/27...missed seven team games.
- ▶ Was named the National League "Reliever of the Month" for August after not allowing an earned run and going 1-0 with three saves in 14 appearances (14.0IP, 9H, 1R/0ER, 3BB, 22K).
- ▶ Earned his first career save on 8/4 vs. Pittsburgh...also recorded saves on 8/10 at Chicago-NL-Game 1 and 8/18 at St. Louis.
- ▶ Was placed on the 10-day injured list on 9/29 (retro. to 9/27) with a right hand fracture and missed the remainder of the season.



2020

- ▶ Was named the National League Rookie of the Year and Reliever of the Year after going 4-1 with a 0.33 ERA (27.0IP, 8H, 4R/1ER, 9BB, 53K, 1HR) in 22 relief appearances with Milwaukee...opponents batted .090/.182/.157 (8-for-89, 1HR); LH .075/.197/.151 (4-for-53, 1HR); RH .111/.158/.167 (4-for-36, 0HR).
- ▶ Was the third Rookie of the Year in franchise history — and first pitcher — joining Pat Listach (1992) and Ryan Braun (2007).
- ▶ Was named to the All-MLB Second Team...finished tied for seventh in National League Cy Young Award voting...was also named Brewers Most Valuable Pitcher as voted on by members of the Milwaukee Chapter of the BBWAA.
- ▶ Among Major League relievers, ranked first in ERA and strikeout rate (53.0%), tied for first in strikeouts (first in NL) and K/9.0IP (17.67, first in NL), second in opponents' BA (first in NL), tied for second in opponents' OBP (.182, tied for first in NL), and third in WHIP (0.63, second in NL), opponents' SLG (first in NL) and opponents' OPS (.339, first in NL).
- ▶ Made his first career Opening Day roster.
- ▶ Surrendered his only earned run and home run of the season on 7/27 at Pittsburgh.
- ▶ Recorded his first Major League loss on 8/4 vs. Chicago-AL.
- ▶ Did not allow a run in his final 18 games from 8/9-9/25-G1 (22.2IP)...at the time, was tied for the eighth-longest single season streak in franchise history and was the longest streak since Jeremy Jeffress' 23-game streak from 4/7-5/27/18...held opponents to .070/.143/.113 (5-for-71) slash line over the streak.
- ▶ Earned his first Major League win on 8/11 vs. Minnesota (1.0IP, 1BB, 2K).
- ▶ Held opponents hitless in 31 consecutive at-bats from 8/14-9/11.
- ▶ Was named the National League "Reliever of the Month" for September after going 1-0 over nine scoreless relief appearances (13.0IP, 4H, 3BB, 24K).
- ▶ Set a career high with 5K on 9/22 at Cincinnati.
- ▶ Was not on Milwaukee's NL Wild Card Series roster due to right shoulder soreness.

2019

- ▶ Saw his first Major League action with the Brewers, posting a 3.95 ERA (13.2IP, 18H, 9R/6ER, 6BB, 14K, 2HR) in 13 relief appearances over two stints with the club (8/5-31 and 9/10-end of season).
- ▶ Made his Major League debut on 8/7 at Pittsburgh and allowed 2R/0ER in 1.2IP (3H, 1BB, 3K)...struck out his first batter faced, Bryan Reynolds (looking), for his first career strikeout.
- ▶ Spent the majority of the season in the minors, combining to go 7-2 with four saves and a 2.21 ERA (57.0IP, 36H, 16R/14ER, 30BB, 82K, 3HR) in 34 relief appearances with Double-A Biloxi and Triple-A San Antonio...was named to the SiriusXM All-Star Futures Game.
- ▶ Began the season with Double-A Biloxi, going 7-2 with a 2.36 ERA (53.1IP, 34H, 16R/14ER, 29BB, 76K, 3HR) in 31 relief appearances...was promoted to Triple-A San Antonio on 7/26 and did not allow a run in three relief appearances (3.2IP, 2H, 1BB, 6K).

2018

- ▶ In 14 starts with Single-A Carolina, went 0-3 with a 5.82 ERA (34.0IP, 40H, 26R/22ER, 22BB, 35K, 2HR).

2017

- ▶ Missed the entire season after undergoing "Tommy John" surgery on 3/23...the surgery was performed by Dr. William Raasch.

2016

- ▶ Combined to go 7-5 with two saves and a 3.79 ERA (97.1IP, 91H, 47R/41ER, 46BB, 94K, 6HR) in 22 games (12 starts) with Single-A Wisconsin and Single-A Brevard County...his seven wins were tied for the fourth-most among Brewers minor leaguers.
- ▶ Began the season with Single-A Wisconsin and went 6-3 with two saves and a 3.61 ERA (72.1IP, 64H, 32R/29ER, 34BB, 74K, 4HR) in 17 games (10 starts).
- ▶ Was promoted to Single-A Brevard County on 8/9 and went 1-2 with a 4.32 ERA (25.0IP, 27H, 15R/12ER, 12BB, 20K, 2HR) in five games (two starts).

2015

- ▶ Went 3-9 with a 3.44 ERA (89.0IP, 75H, 39R/34ER, 36BB, 89K, 3HR) in 22 appearances (13 starts) with Single-A Wisconsin...ranked 10th among Brewers minor leaguers in strikeouts.
- ▶ Following the season, was tabbed the No. 10 prospect in the Brewers organization by *Baseball America*.

2014

- ▶ In 15 games (eight starts) with Rookie-level Helena, went 4-7 with a 4.48 ERA (66.1IP, 74H, 39R/33ER, 20BB, 66K, 5HR).
- ▶ Following the season, was named by *Baseball America* as the No. 8 prospect in the Brewers organization.

2013

- ▶ Made his professional debut with the AZL Brewers, going 1-3 with one save and a 3.38 ERA (34.2IP, 28H, 17R/13ER, 22BB, 39K, 0HR) in 13 games (six starts).
- ▶ Following the season, was tabbed the No. 9 prospect in the Brewers organization by *Baseball America*.



PERSONAL

- Graduated from Hazelwood West High School (Mo.), where he played soccer and basketball in addition to baseball.
- Committed to the University of Missouri before signing with the Brewers.

Williams' Career Pitching Record

Year	Club	W	L	ERA	G	GS	CG	SHO	SV	IP	H	R	ER	HR	HP	BB	SO	WP	BK
2013	AZL Brewers	1	3	3.38	13	6	0	0	1	34.2	28	17	13	0	4	22	39	9	0
2014	Helena	4	7	4.48	15	8	0	0	0	66.1	74	39	33	5	2	20	66	12	0
2015	Wisconsin	3	9	3.44	22	13	0	0	0	89.0	75	39	34	3	7	36	89	19	0
2016	Wisconsin	6	3	3.61	17	10	0	0	2	72.1	64	32	29	4	1	34	74	7	0
	Brevard	1	2	4.32	5	2	0	0	0	25.0	27	15	12	2	1	12	20	2	0
2017																			
2018	Carolina	0	3	5.82	14	14	0	0	0	34.0	40	26	22	2	5	22	35	7	0
2019	Biloxi	7	2	2.36	31	0	0	0	4	53.1	34	16	14	3	1	29	76	7	0
	San Antonio	0	0	0.00	3	0	0	0	0	3.2	2	0	0	0	0	1	6	0	0
	MILWAUKEE	0	0	3.95	13	0	0	0	0	13.2	18	9	6	2	2	6	14	1	0
2020	MILWAUKEE	4	1	0.33	22	0	0	0	0	27.0	8	4	1	1	1	9	53	3	0
2021	MILWAUKEE - a, b	8	2	2.50	58	0	0	0	3	54.0	36	17	15	5	2	28	87	2	1
2022	MILWAUKEE	6	4	1.93	65	0	0	0	15	60.2	31	17	13	2	3	30	96	5	0
2023	MILWAUKEE	8	3	1.53	61	0	0	0	36	58.2	26	13	10	4	1	28	87	1	0
2024	Wisconsin - c	0	0	0.00	1	0	0	0	0	1.0	0	0	0	0	0	0	3	0	0
	Nashville	0	0	0.00	3	0	0	0	0	3.0	1	0	0	0	0	2	3	1	0
	MILWAUKEE - d	1	0	1.25	22	0	0	0	14	21.2	10	3	3	1	2	11	38	1	0
Minor League Totals		22	29	3.70	124	53	0	0	7	382.1	345	184	157	19	21	178	411	64	0
Major League Totals		27	10	1.83	241	0	0	0	68	235.2	129	63	48	15	11	112	375	13	1

Selected by the Milwaukee Brewers in the second round of the 2013 First-Year Player Draft.

- a – Placed on the 10-day injured list from July 17-27, 2021 with right elbow discomfort.
- b – Placed on the 10-day injured list on September 29, 2021 (retroactive to September 27) with a right hand fracture and missed the remainder of the season.
- c – Placed on the 15-day injured list on March 28, 2024 (retroactive to March 25) with a back stress fracture...was transferred to the 60-day injured list on April 9, 2024 and reinstated on July 28, 2024.
- d – Acquired by the Yankees from the Milwaukee Brewers in exchange for LHP Nestor Cortes, INF Caleb Durbin and cash considerations on December 13, 2024.

Williams' Postseason Record

Year	Club vs. Opp.	W	L	ERA	G	GS	CG	SHO	SV	IP	H	R	ER	HR	HP	BB	SO	WP	BK
2023	MIL vs. ARI (WC)	0	0	27.00	1	0	0	0	0	0.2	1	2	2	0	0	3	1	1	0
2024	MIL vs. NYM (WC)	0	1	21.60	2	0	0	0	1	1.2	3	4	4	1	1	1	1	0	0
Wild Card Series Totals		0	1	23.14	3	0	0	0	1	2.1	4	6	6	1	1	4	2	1	0
POSTSEASON TOTALS		0	1	23.14	3	0	0	0	1	2.1	4	6	6	1	1	4	2	1	0

Williams' All-Star Game Record

Year	Club, Site	W	L	ERA	G	GS	CG	SHO	SV	IP	H	R	ER	HR	HP	BB	SO	WP	BK
2022	MIL, Los Angeles	0	0	0.00	1	0	0	0	0	1.0	1	0	0	0	0	0	1	0	0
2023	MIL, Seattle																		
All-Star Game Totals		0	0	0.00	1	0	0	0	0	1.0	1	0	0	0	0	0	1	0	0

Williams' World Baseball Classic Record

Year	Country, Site	W	L	ERA	G	GS	CG	SHO	SV	IP	H	R	ER	HR	HP	BB	SO	WP	BK
2023	USA, Miami/Phoenix	0	0	0.00	4	0	0	0	0	3.1	1	0	0	0	0	1	6	0	0
WBC Totals		0	0	0.00	4	0	0	0	0	3.1	1	0	0	0	0	1	6	0	0

Williams' Career Fielding Record

Position	PCT	G	PO	A	E	TC	DP
Pitcher	.966	241	15	13	1	29	0

Williams' Regular Season Batting Record

Year	Team	AVG	G	AB	R	H	2B	3B	HR	RBI	SH	SF	HP	BB	SO	SB	CS
2024	MIL																
Major League Totals		.000	241	1	0	0	0	0	0	0	0	0	0	0	1	0	0

Williams' Career Bests and Streaks

COMPLETE GAMES: None. LOW-HIT COMPLETE GAME: N/A. IP (START): N/A. IP (RELIEF): 2.0 - 5 times (last on 9/25/20-G1 at STL). HITS: 3 - 7 times (last on 7/5/23 vs. CHC). RUNS: 4 - 2 times (last on 6/13/23 at MIN). EARNED RUNS: 4 - 2 times (last on 6/13/23 at MIN). WALKS: 3 - 4 times (last on 8/21/24 at STL). STRIKEOUTS: 5, 9/22/20 at CIN. HOME RUNS: 2, 6/13/23 at MIN. WINNING STREAK: 6g, 8/11/20-6/3/21. LOSING STREAK: 2g, 8/3-7/22. SCORELESS STREAK (IP): 28.2, 5/13-7/30/22.

Reliever of the Month: 3 times (last: July 2023)

Player of the Week: None

Rookie of the Month: None



SINCE 1951...



RENO'S APPLIANCE

235 McLean Blvd.

Route 20 North

Paterson, NJ 07504

973-247-1860

RenosAppliance.com

THIS IS STARR'S TERRITORY.

BIG-LEAGUE INSURANCE SOLUTIONS



STARR IS THE SIGNATURE PARTNER OF THE *New York Yankees*™

STARR

With over 100 years of global knowledge and experience, Starr helps companies grow in the world's most complex markets, offering a breadth of specialty coverages across major commercial industries.

PROPERTY | CASUALTY | AVIATION | MARINE

STARRCOMPANIES.COM

Starr Insurance is a marketing name for the operating insurance and travel assistance companies and subsidiaries of Starr International Company, Inc., and for the investment business of C.V. Starr & Co., Inc., and its subsidiaries. ©2025 Starr Insurance. All rights reserved.

All New York Yankees trademarks and copyrights are owned by the New York Yankees and used with the permission of the New York Yankees.





2024 in Review

In 2024, the Yankees claimed the 41st pennant in franchise history, finishing with the American League's best record at 94-68 and advancing to their first World Series appearance since 2009, before ultimately falling to the Dodgers, 4-games-to-1. Aaron Judge won his second AL MVP Award and Luis Gil [pictured here] won the AL Rookie of the Year Award, going 15-7 with a 3.50 ERA and 171 strikeouts. He allowed just 104 hits in 151.2 IP over 29 starts.

2024 Postseason Summary

OCTOBER BASEBALL: The Yankees clinched their 41st American League pennant and played in their first World Series since 2009...their 41 World Series appearances are the most all-time (next-most: Dodgers, 22 appearances).

- ▶ Clinched their 59th playoff appearance in franchise history (122 seasons, 48.4%)...their 59 postseason appearances are the most by any franchise in Major League history, 21 more than the Dodgers who have the second-most postseason appearances (38) and 30 more than the second-highest American League team (Athletics - 29).
- ▶ Marked the Yankees' seventh postseason appearance in the last eight seasons (since 2017) and their 25th trip to the postseason in the last 39 years (since 1995)...their 25 trips to the postseason since 1995 are the most in the Majors in that span, four more than the next highest team (Atlanta-21) and 11 more than the next highest AL team (Boston & Cleveland: 14).
- ▶ Advanced to the ALCS after defeating Kansas City, 3-games-to-1, in the ALDS...have won 15 of their 24 ALDS matchups.
- ▶ Defeated Cleveland, 4-games-to-1, in the ALCS to clinch their 41st American League pennant in franchise history...marked their 19th appearance in the ALCS, seven more than the next AL team (Boston-12).
- ▶ Fell to Los Angeles-NL, 4-games-to-1, in the World Series...faced the Dodgers in the World Series for the 12th time (also 1941', '47, '49, '52, '53, '55, '56, '63, '77, '78 and '81)...according to OptaSTATS, the Yankees and Dodgers' 12 matchups in the World Series are tied with the Boston Celtics and Los Angeles Lakers for the most common championship round matchup in the four Major sports (MLB/NBA/NFL/NHL).

THE SKIPPER, TOO: Manager Aaron Boone became the second manager in Major League history to reach the postseason in six of his first seven seasons as a manager (credit: Elias - min. 2G managed per season), joining Dave Roberts (first nine seasons with the Dodgers)...was the third manager to make the playoffs in six of his first seven seasons with the Yankees, joining Casey Stengel (also first six of first seven) and Joe Torre (each of first 12).

STANTON ISLAND: DH/OF Giancarlo Stanton batted .273/.339/.709 (15-for-55) with 9R, 3 doubles, 7HR, 16RBI, 6BB/11BB, 15F and 15B in 14 postseason games...his 7HR were the most by a Yankee in a single postseason and tied for the seventh-most in Major League history...four of his 7HR either tied the game (one) or put the Yankees in the lead (three).

- ▶ His 16RBI in the playoffs were the second-most by a Yankee in a single postseason (since RBI became an official stat in 1920), trailing only Alex Rodriguez's 18RBI in 2009.
- ▶ Recorded six go-ahead RBI, becoming one of just two players in Yankees history to record at least six go-ahead RBI in a single postseason (since RBI became an official stat in 1920), joining Bernie Williams (seven in 1996).
- ▶ Was named the ALCS MVP after hitting 4HR in five games, including a game-tying two-run HR in the sixth inning of ALCS Game 5 at Cleveland...drove in seven of the Yankees' 29R during the ALCS.
- ▶ Homered in four straight games from ALCS Game 3 - World Series Game 1, the second-longest streak of his postseason career, trailing only a five-game streak from 2020 ALWCs Game 1 - 2020 ALDS Game 3...is the only player in Major League history to homer in at least four straight postseason games multiple times...his four-game home run streak is tied for the sixth-longest streak in Major League history.
- ▶ Hit a go-ahead solo HR in the eighth inning of ALDS Game 3 at Kansas City...was the first Yankee to hit a go-ahead home run in the eighth inning-or-later of a postseason game since Raúl Ibáñez hit a "walk-off" HR in the 12th inning in 2012 ALDS Game 3 vs. Baltimore...also hit a go-ahead solo HR in the eighth inning in ALCS Game 3 at Cleveland.
- ▶ His 18 career postseason home runs are the most by a Major League player in his first 41 career postseason games (previous: Carlos Beltrán & Nelson Cruz-16HR)...his 18 career postseason home runs are tied with Mickey Mantle for the third-most in franchise history, trailing only Bernie Williams (22HR) and Derek Jeter (20HR).

NEW YORK GIANTS: OF Aaron Judge and DH/OF Giancarlo Stanton homered in the same postseason game twice: ALCS Game 3 and World Series Game 5...marked the fifth and sixth time the duo homered in the same postseason game.

- ▶ Hit back-to-back home runs in the eighth inning of ALCS Game 3 at Cleveland...were the first set of Yankees teammates to hit back-to-back home runs in a postseason game since Nick Swisher and Robinson Canó in the third inning of 2010 ALCS Game 5 vs. Texas.

HIGH VOLTAGE: INF Anthony Volpe hit .286/.407/.408 (14-for-49) with 10R, 3 doubles, 1HR, 6RBI, 10BB/11BB and 55B in 14 postseason games...reached base safely in 13 of those games...was the seventh Yankee to reach base in each of his first 10 career postseason games, joining Bernie Williams (15G from 1995-96), George Selkirk (14G from 1936-38), Derek Jeter (13G in 1996), Chris Chambliss (11G from 1976-77), Thurman Munson (11G from 1976-77) and Charlie Keller (11G from 1939-42).

- ▶ Hit a go-ahead grand slam in the third inning of World Series Game 4 vs. Los Angeles-NL...was the 15th player in franchise history to hit a grand slam in the postseason and only the ninth Yankee to hit a grand slam in a World Series game, joining Tino Martínez (1998 WS Game 1), Joe Pepitone (1964 WS Game 6), Bobby Richardson (1960 WS Game 3), Bill Skowron (1956 WS Game 7), Yogi Berra (1956 WS Game 2), Mickey Mantle (1953 WS Game 5), Gil McDougald (1951 WS Game 5) and Tony Lazzeri (1936 WS Game 2).

COLE TRAIN: RHP Gerrit Cole made five postseason starts, going 1-0 with a 2.17 ERA (29.0IP, 27H, 13R/7ER, 10BB, 22K, 1HR)...allowed 3ER-or-fewer in each of those five starts, 2ER-or-fewer in four of those starts and 1ER-or-fewer in three of those starts.

- ▶ In two World Series starts vs. the Dodgers (Game 1 at Dodger Stadium and Game 5 at Yankee Stadium), posted a 0.71 ERA (12.2IP, 8H, 6R/1ER, 4BB, 10K, 0HR)...tossed at least 6.0IP and allowed one-or-zero earned runs in both starts.

ALL RISE: OF Aaron Judge hit 3HR in the postseason, including a game-tying two-run HR in the eighth inning of ALCS Game 3 at Cleveland...his 16 postseason home runs are the fifth-most in franchise history, trailing only Bernie Williams (22HR), Derek Jeter (20HR), Mickey Mantle (18HR) and Giancarlo Stanton (18HR)...nine of his 16HR in the postseason have either tied the game (two) or given the Yankees the lead (seven).

PEN PALS: Yankees relievers posted a 2.67 ERA (60.2IP, 18ER) with 55K in their 14 postseason games.

- ▶ **RHP Luke Weaver** did not allow a run in 10 of his 12 postseason appearances, going 1-0 with four saves and a 1.76 ERA (15.1IP, 3ER) and 16K...held opponents to a .163 BA (8-for-49)...became the first Yankee and one of six players in Major League history to record four saves in his first five career postseason appearances (since saves became an official stat in 1969)...recorded four-or-more outs in three of his four saves in the postseason.
- ▶ **RHP Clay Holmes** pitched in 13 of the Yankees' 14 postseason games, going 3-1 with a 2.25 ERA (12.0IP, 3ER) and 12K...his 14.2 career-opening scoreless inning streak in the postseason (from 2021 ALWC Game 1 to 2024 ALCS Game 2) was the second-longest such streak in franchise history, trailing only Mariano Rivera's 16.0 scoreless inning streak to begin the postseason...pitched in each of the Yankees' first eight postseason games.

WALK IT OUT: Yankees batters walked 76 times in the postseason, their most in a single postseason in franchise history (previous: 66BB in 2000).

- ▶ With **INF Anthony Volpe** and **C Austin Wells'** bases-loaded walks in the fifth inning of ALCS Game 1 vs. Kansas City, it marked the second time in franchise history the club recorded two bases-loaded walks in a postseason game (also 1923 World Series Game 6 - Bullet Joe Bush and Joe Dugan in the eighth inning).

SOTO SHUFFLE: OF JUAN SOTO reached base in each of the Yankees' 14 postseason games, including multiple times in 10 of those games...batted .327/.469/.633 (16-for-49) with 12R, 3 doubles, 4HR, 9RBI, 14BB and 15F.

- ▶ Hit a go-ahead, game-winning three-run HR in the 10th inning of ALCS Game 5 at Cleveland.

ALL THAT JAZZ: INF/OF Jazz Chisholm Jr. stole three bases in World Series Game 1 at Los Angeles-NL, becoming the first player in Yankees history to record 3SB in a postseason game...was the first Major League player to accomplish the feat since Cleveland's Rajai Davis stole three bases in 2016 World Series Game 5.

STRIKEOUT MACHINE: Yankees pitchers struck out 15 batters in ALDS Game 2 vs. Kansas City, matching their most strikeouts in a postseason game in franchise history (also 15K in 2000 ALCS Game 4 at Seattle and 15K in 2017 ALDS Game 5 at Cleveland).



Postseason Game Summaries

Yankees defeat Royals 3-Games-to-1



GAME 1 – October 5, 2024 at Yankee Stadium

	1	2	3	4	5	6	7	8	9		R	H	E
KC	0	1	0	2	0	2	0	0	0	-	5	9	0
NY	0	0	2	0	2	1	1	0	x	-	6	9	1

WP: Clay Holmes; **LP:** Michael Lorenzen; **SV:** Luke Weaver
HR: NYY — Torres (inning: 3, 0 out, 1 on, off Wachu); KC — Melendez (inning: 4, 1 out, 1 on, off Cole).

The Yankees defeated the Royals in a 6-5, come-from-behind win in ALDS Game 1...according to Sarah Langs, it marked the first postseason game in Major League history that featured five lead changes...**RHP Gerrit Cole** (5.0IP, 7H, 4R/3ER, 2BB, 4K, 1HR) made his 18th career postseason start and did not record a decision after allowing 4R/3ER over 5.0IP...**LF Alex Verdugo** (2-for-3, 2R, 1RBI, 1BB) reached base three times, including a game-winning RBI single in the seventh inning...**2B Gleyber Torres** (1-for-3, 2R, 1HR, 2RBI, 2BB) reached base three times, including a go-ahead two-run HR in the third inning...**C Austin Wells** (1-for-3, 2RBI, 2BB) made his postseason debut and reached base three times, including a game-tying, bases-loaded walk in the fifth inning and a game-tying RBI single in the sixth...**RF Juan Soto** (3-for-5, 1 double) recorded a team-high 3H...was the 10th player in franchise history to record 3H in their first postseason game with the Yankees...**SS Anthony Volpe** (0-for-3, 1RBI, 1BB) made his postseason debut and recorded a go-ahead, bases-loaded walk in the fifth inning...**RHP Clay Holmes** (1.2IP, 1H) earned his first career postseason win after tossing 1.2 scoreless innings in relief...**RHP Luke Weaver** (1.1IP, 3K) made his postseason debut and earned his first career postseason save.

GAME 2 – October 7, 2024 at Yankee Stadium

	1	2	3	4	5	6	7	8	9		R	H	E
KC	0	0	0	4	0	0	0	0	0	-	4	11	0
NY	0	0	1	0	0	0	0	0	1	-	2	7	1

WP: Angel Zerpa; **LP:** Carlos Rodón; **SV:** Lucas Erceg
HR: NYY — Chisholm Jr. (inning: 9, 0 out, 0 on, off Erceg); KC — Perez (inning: 4, 0 out, 0 on, off Rodón).

The Yankees fell to the Royals, 4-2, in ALDS Game 2 on Monday at Yankee Stadium...**LHP Carlos Rodón** (3.2IP, 7H, 4R/ER, 0BB, 7K, 1HR, 1WP) made his third career postseason appearance (second start) and took the loss after allowing 4R/ER over 3.2IP...**DH Giancarlo Stanton** (1-for-4, 1RBI) drove in the Yankees' first run with an RBI single in the third inning...**3B Jazz Chisholm Jr.** (1-for-4, 1R, 1HR, 1RBI) hit his first career postseason HR with a solo HR in the ninth inning...**CF Aaron Judge** (1-for-3, 1BB), **2B Gleyber Torres** (0-for-3, 1R, 2BB) and **SS Anthony Volpe** (1-for-3, 1BB, 1SB) each reached base multiple times...**1B Jon Berti** (1-for-4) made his first career Major League appearance at first base...**Yankees relievers** combined to toss 5.1 scoreless innings, striking out 8-of-20BF.

GAME 3 – October 9, 2024 at Kauffman Stadium

	1	2	3	4	5	6	7	8	9		R	H	E
NY	0	0	0	1	1	0	0	1	0	-	3	4	0
KC	0	0	0	0	2	0	0	0	0	-	2	6	1

WP: Tommy Kahnle; **LP:** Kris Bubic; **SV:** Luke Weaver
HR: NYY — Stanton (inning: 8, 1 out, 0 on, off Bubic); KC — None.

The Yankees defeated the Royals, 3-2, in ALDS Game 3 at Kauffman Stadium...**RHP Clarke Schmidt** (ND, 4.2IP, 4H, 2R/ER, 1BB, 4K, 0HR, 1HP) made his first career postseason start and allowed just 2R/ER in 4.2IP...**DH Giancarlo Stanton** (3-for-5, 1R, 1 double, 1HR, 2RBI, 1SB) recorded a postseason career-high-tying 3H and drove in two of the Yankees' three runs, hitting a go-ahead RBI double in the fourth inning and a go-ahead solo HR in the eighth inning...**SS Anthony Volpe** (1-for-2, 1R, 2BB) reached base three times...**1B Oswaldo Cabrera** (0-for-1, 3BB) and **RF Juan Soto** (0-for-2, 1R, 1RBI, 2BB, 1SF) each reached base multiple times...**RHP Clay Holmes** (1.1IP, 1BB), **RHP Tommy Kahnle** (W, 1.1IP, 1K) and **RHP Luke Weaver** (SV, 1.2IP, 2H) combined to toss 4.1 scoreless innings of relief.

GAME 4 – October 10, 2024 at Kauffman Stadium

	1	2	3	4	5	6	7	8	9		R	H	E
NY	1	0	0	0	1	1	0	0	0	-	3	8	0
KC	0	0	0	0	0	1	0	0	0	-	1	6	0

WP: Gerrit Cole; **LP:** Michael Wachu; **SV:** Luke Weaver
HR: NYY — None; KC — None.

The Yankees advanced to the ALCS with a 3-1 win over the Royals in Game 4 of the ALDS at Kauffman Stadium...**RHP Gerrit Cole** (7.0IP, 6H, 1R/ER, 0BB, 4K, 0HR) earned the win after allowing just 1R/ER over 7.0 innings...**RF Juan Soto** (1-for-4, 1RBI) hit an RBI single in the first inning...**2B Gleyber Torres** (2-for-5, 1R, 1 double, 1RBI) hit an RBI single in the fifth inning...**DH Giancarlo Stanton** (2-for-3, 1 double, 1RBI, 1BB) hit an RBI single in the sixth inning...**CF Aaron Judge** (1-for-2, 1R, 1 double, 2BB) reached base three times...**RHP Clay Holmes** (1.0IP, 1K) tossed a perfect eighth inning...**RHP Luke Weaver** (1.0IP, 2K) tossed a perfect ninth inning to earn his third save of the postseason.



RHP Luke Weaver recorded three saves and tossed 4.1 scoreless innings of relief over four appearances in the ALDS.



Yankees defeat Guardians

4-Games-to-1



GAME 1 – October 14, 2024 at Yankee Stadium

	1	2	3	4	5	6	7	8	9	R	H	E
CLE	0	0	0	0	1	0	1	0	-	2	6	0
NY Yankees	0	0	3	1	0	0	1	0	x	-	5	6

WP: Carlos Rodón; LP: Alex Cobb; SV: Luke Weaver

HR: NYY — Soto (inning: 3, 0 out, 0 on, off Cobb), Stanton (inning: 7, 2 out, 0 on, off Sabrowski); CLE — Rocchio (inning: 6, 0 out, 0 on, off Rodón).

The Yankees defeated the Guardians, 5-2, in ALCS Game 1 at Yankee Stadium...**LHP Carlos Rodón** (6.0IP, 3H, 1R/ER, 0BB, 9K, 1HR) started and earned the win...**RF Juan Soto** (2-for-3, 1R, 1HR, 1RBI, 1BB) reached base three times and hit his eighth career postseason HR — his first as a Yankee — with a go-ahead solo HR in the third inning...**DH Giancarlo Stanton** (1-for-3, 2R, 1HR, 1RBI, 1BB) reached base twice and hit his 13th career postseason home run with a solo shot in the seventh inning...**2B Gleyber Torres** (1-for-4, 1R, 1BB), **1B Anthony Rizzo** (1-for-3, 1BB) and **LF Alex Verdugo** (1-for-3, 1BB) each reached base twice...**RHP Clay Holmes** (1.0IP, 1K) tossed a scoreless seventh inning...**LHP Tim Hill** (0.1IP, 3H, 1R/ER) allowed a run in the eighth inning...**RHP Luke Weaver** (1.2IP, 1BB, 4K) tossed 1.2 scoreless innings to record his fourth save of the postseason.

GAME 2 – October 15, 2024 at Yankee Stadium

	1	2	3	4	5	6	7	8	9	R	H	E
CLE	0	0	0	0	2	0	0	1	-	3	8	2
NY Yankees	1	2	0	0	0	1	2	0	x	-	6	11

WP: Clay Holmes; LP: Tanner Bibee; SV: None

HR: NYY — Judge (inning: 7, 1 out, 1 on, off Gaddis); CLE — Ramirez (inning: 9, 1 out, 0 on, off Weaver).

The Yankees defeated the Guardians, 6-3, in ALCS Game 2 at Yankee Stadium...**RHP Gerrit Cole** (4.1IP, 6H, 2R/ER, 4BB, 4K, 0HR) started and did not record a decision...**CF Aaron Judge** (1-for-3, 1R, 1HR, 3RBI, 1SF) drove in three of the Yankees' six runs, hitting a sac fly in the second inning and his 14th career postseason HR with a two-run shot in the seventh...**LF Alex Verdugo** (1-for-3, 1 double, 1RBI, 1BB) reached base twice and hit an RBI double in the second...**2B Gleyber Torres** (3-for-5, 2R, 1 double) recorded a team-leading 3H...**SS Anthony Volpe** (2-for-3, 2R, 1BB) reached base three times...**RHP Clay Holmes** (W, 0.2IP, 1BB, 1K), **LHP Tim Hill** (1.2IP, 1K) and **RHP Tommy Kahnle** (1.1IP, 1H, 1BB, 1K) were scoreless in relief...**RHP Luke Weaver** (1.0IP, 1H, 1R/ER, 1HR) allowed a solo HR in the ninth.

GAME 3 – October 17, 2024 at Progressive Field

	1	2	3	4	5	6	7	8	9	10	R	H	E
NY Yankees	0	1	0	0	0	0	3	1	0	-	5	10	2
CLE	0	0	2	0	0	1	0	2	2	-	7	12	1

WP: Pedro Avila; LP: Clay Holmes; SV: None

HR: NYY — Judge (inning: 8, 2 out, 1 on, off Clase), Stanton (inning: 8, 2 out, 0 on, off Clase); CLE — Manzardo (inning: 3, 1 out, 1 on, off Schmidt), Noel (inning: 9, 2 out, 1 on, off Weaver), Fry (inning: 10, 2 out, 1 on, off Holmes).

The Yankees fell to the Guardians in a 7-5 "walk-off" loss in extra innings in ALCS Game 3 at Progressive Field...**RHP Clarke Schmidt** (4.2IP, 5H, 2R/ER, 2BB, 2K, 1HR) started and did not record a decision...**C Jose Trevino** (1-for-2, 1RBI) made his first start of the postseason and drove in the Yankees' first run with a go-ahead RBI single in the second inning...**CF Aaron Judge** (1-for-5, 1R, 1HR, 2RBI) hit a game-tying two-run HR in the eighth inning...**DH Giancarlo Stanton** (1-for-3, 1R, 1HR, 1RBI, 2BB) reached base three times and hit a go-ahead solo HR in the eighth inning...**SS Anthony Volpe** (1-for-3, 2R, 1 double, 2BB) reached base three times...**2B Gleyber Torres** (0-for-3, 1RBI, 1BB, 1SF) hit a sac fly in the ninth inning...**RHP Luke**

Weaver (1.1IP, 3H, 2R/ER, 2K, 1HR) allowed a game-tying two-run HR to Jhonkensy Noel in the ninth...**RHP Clay Holmes** (0.2IP, 2H, 2R/ER, 1HR) recorded the loss, allowing a "walk-off" two-run HR to David Fry in the 10th inning.

GAME 4 – October 18, 2024 at Progressive Field

	1	2	3	4	5	6	7	8	9	R	H	E
NY Yankees	2	1	0	0	0	3	0	0	2	-	8	10
CLE	1	0	1	0	0	0	3	1	0	-	6	11

WP: Mark Leiter Jr.; LP: Emmanuel Clase; SV: Tommy Kahnle

HR: NYY — Soto (inning: 1, 0 out, 1 on, off Williams), Wells (inning: 2, 2 out, 0 on, off Williams), Stanton (inning: 6, 1 out, 2 on, off Smith); CLE — None.

The Yankees defeated the Guardians, 8-6, in ALCS Game 4 at Progressive Field...**RHP Luis Gil** (4.0IP, 3H, 2R/ER, 3BB, 3K, 0HR) started and did not record a decision...**RF Juan Soto** (1-for-4, 2R, 1HR, 2RBI, 1BB) hit a two-run HR in the first inning...**C Austin Wells** (1-for-4, 1R, 1HR, 1RBI) hit a solo HR in the second inning...**DH Giancarlo Stanton** (1-for-4, 1R, 1HR, 3RBI) hit his 15th career postseason home run with a three-run shot in the sixth inning...**LF Alex Verdugo** (0-for-3, 1RBI, 1BB) recorded the game-winning RBI in the ninth inning...**2B Gleyber Torres** (2-for-5, 1R, 1RBI) hit an RBI single in the ninth inning...**SS Anthony Volpe** (2-for-4, 1R, 1SB), **1B Anthony Rizzo** (2-for-4) and **CF Aaron Judge** (1-for-4, 1R, 1BB) each reached base twice...**RHP Mark Leiter Jr.** (1.2IP, 2H, 1R/ER, 1BB, 2K) made his first career postseason appearance and earned the win...**RHP Tommy Kahnle** (1.0IP, 1H, 1BB, 1K) tossed a scoreless ninth inning to earn his second career postseason save.

GAME 5 – October 19, 2024 at Progressive Field

	1	2	3	4	5	6	7	8	9	10	R	H	E
NY Yankees	0	0	0	0	2	0	0	0	3	-	5	9	0
CLE	0	1	0	0	1	0	0	0	0	-	2	7	1

WP: Luke Weaver; LP: Hunter Gaddis; SV: None

HR: NYY — Stanton (inning: 6, 2 out, 1 on, off Bibee), Soto (inning: 10, 2 out, 2 on, off Gaddis); CLE — None.

The Yankees clinched their 41st American League pennant with a 5-2 win in 10 innings in ALCS Game 5 at Cleveland...**LHP Carlos Rodón** (4.2IP, 5H, 2R/ER, 1BB, 6K, 0HR) started and did not record a decision...**DH Giancarlo Stanton** (1-for-4, 1R, 1HR, 2RBI) hit his 16th career postseason home run with a game-tying two-run shot in the sixth inning...**RF Juan Soto** (3-for-5, 1R, 1 double, 1HR, 3RBI) hit a go-ahead, game-winning three-run home run in the 10th inning...**RHP Mark Leiter Jr.** (0.2IP, 2BB/1BB), **LHP Tim Hill** (1.1IP, 1H, 1BB), **RHP Jake Cousins** (1.1IP, 1BB, 4K) and **RHP Luke Weaver** (W, 2.0IP, 1H, 1K) combined to toss 5.1 scoreless innings of relief.



DH/OF Giancarlo Stanton was named the ALCS MVP after hitting 4HR in the series.



Dodgers defeat Yankees

4-Games-to-1



GAME 1 – October 25, 2024 at Dodger Stadium

	1	2	3	4	5	6	7	8	9	R	H	E
NY Yankees	0	0	0	0	0	2	0	0	1	3	10	1
LAD	0	0	0	0	1	0	1	0	4	6	7	1

WP: Blake Treinen; **LP:** Jake Cousins; **SV:** None

HR: NYY — Stanton (inning: 6, 1 out, 1 on, off Flaherty); LAD — Freeman (inning: 10, 2 out, 3 on, off Cortes).

The Yankees fell to the Dodgers in a 6-3 "walk-off" loss in 10 innings in World Series Game 1 at Dodger Stadium... **RHP Gerrit Cole** (6.0IP, 4H, 1R/ER, 0BB, 4K, 0HR) started and allowed only 1R/ER in 6.0IP in a no-decision... **DH Giancarlo Stanton** (1-for-5, 1R, 1HR, 2RBI) homered in his fourth straight game, hitting a go-ahead two-run home run in the sixth inning... **RF Juan Soto** (1-for-3, 1R, 2BB) reached base three times... **2B Gleyber Torres** (2-for-5, 1 double) and **3B Jazz Chisholm Jr.** (2-for-5, 1R, 3SB) both recorded multiple hits... **Yankees baserunners** stole four bases, marking the second time in franchise history the Yankees recorded at least 4SB in a postseason game (also 4SB in 1998 ALCS Game 4 at Cleveland)... **LHP Nestor Cortes** (0.1IP, 1H, 2R/ER, 1BB, 1HR) surrendered a "walk-off" grand slam to Freddie Freeman in the 10th inning.

GAME 2 – October 26, 2024 at Dodger Stadium

	1	2	3	4	5	6	7	8	9	R	H	E
NY Yankees	0	0	1	0	0	0	0	1	-	2	4	0
LAD	0	1	3	0	0	0	0	x	-	4	8	0

WP: Yoshinobu Yamamoto; **LP:** Carlos Rodón; **SV:** Alex Vesia

HR: NYY — Soto (inning: 3, 2 out, 0 on, off Yamamoto); LAD — Edman (inning: 2, 0 out, 0 on, off Rodón), Hernández (inning: 3, 2 out, 1 on, off Rodón), Freeman (inning: 3, 2 out, 0 on, off Rodón).

The Yankees fell to the Dodgers, 4-2, in World Series Game 2 at Dodger Stadium... **LHP Carlos Rodón** (3.1IP, 6H, 4R/ER, 0BB, 3K, 3HR) started and took the loss... **RF Juan Soto** (2-for-4, 2R, 1HR, 1RBI) reached base twice and hit his 11th career postseason home run with a game-tying solo shot in the third inning... **DH Giancarlo Stanton** (1-for-4, 1RBI) drove in the Yankees' other run with an RBI single in the ninth inning... **1B Anthony Rizzo** (0-for-1, 1BB, 2HP) reached base three times... **RHP Jake Cousins** (1.0IP, 2H), **LHP Tim Hill** (1.1IP, 1K), **RHP Clay Holmes** (1.1IP, 1BB, 2K) and **RHP Mark Leiter Jr.** (1.0IP) combined to toss 4.2 scoreless innings of relief.

GAME 3 – October 28, 2024 at Yankee Stadium

	1	2	3	4	5	6	7	8	9		R	H	E
LAD	2	0	1	0	0	1	0	0	0	-	4	5	0
NY Yankees	0	0	0	0	0	0	0	0	2	-	2	5	1

WP: Walker Buehler; **LP:** Clarke Schmidt; **SV:** None

HR: NYY — Verdugo (inning: 9, 2 out, 1 on, off Kopech); LAD — Freeman (inning: 1, 1 out, 1 on, off Schmidt).

The Yankees fell to the Dodgers, 4-2, in World Series Game 3 at Yankee Stadium... **RHP Clarke Schmidt** (2.2IP, 2H, 3R/ER, 4BB, 3K, 1HR) started and took the loss... **LF Alex Verdugo** (1-for-3, 1R, 1HR, 2RBI, 1BB) hit his second career postseason home run with a two-run shot in the ninth inning... **DH Giancarlo Stanton** (2-for-4, 1 double), **1B Anthony Rizzo** (1-for-3, 1R, 1BB) and **2B Gleyber Torres** (0-for-3, 2BB) each reached base twice... **Yankees relievers** allowed only 1R/ER in 6.1 innings of relief.

GAME 4 – October 29, 2024 at Yankee Stadium

	1	2	3	4	5	6	7	8	9		R	H	E
LAD	2	0	0	0	2	0	0	0	0	-	4	6	1
NY Yankees	0	1	4	0	0	1	0	5	x	-	11	9	0

WP: Clay Holmes; **LP:** Daniel Hudson; **SV:** None

HR: NYY — Volpe (inning: 3, 2 out, 3 on, off Hudson), Wells (inning: 6, 0 out, 0 on, off Knack), Torres (inning: 8, 1 out, 2 on, off Honeywell); LAD — Freeman (inning: 1, 1 out, 1 on, off Gil), Smith (inning: 5, 0 out, 0 on, off Gil).

The Yankees defeated the Dodgers, 11-4, in World Series Game 4 at Yankee Stadium... **RHP Luis Gil** (4.0IP, 5H, 4R/ER, 2BB, 1K, 2HR) started and did not record a decision... **SS Anthony Volpe** (2-for-3, 3R, 1 double, 1HR, 4RBI, 1BB, 2SB) hit a go-ahead grand slam in the third inning, becoming the 15th player in franchise history to hit a grand slam in the postseason and the ninth Yankee to do so in a World Series game... **C Austin Wells** (2-for-3, 2R, 1 double, 1HR, 1RBI, 1BB, 1SB) hit his second career postseason HR with a solo shot in the sixth inning... **2B Gleyber Torres** (1-for-5, 1R, 1HR, 3RBI) hit his seventh career postseason home run with a three-run shot in the eighth inning... **LF Alex Verdugo** (1-for-4, 1R, 2RBI) drove in two runs... **Yankees relievers** combined to toss 5.0 scoreless innings of relief.

GAME 5 – October 30, 2024 at Yankee Stadium

	1	2	3	4	5	6	7	8	9		R	H	E
LAD	0	0	0	0	5	0	0	2	0	-	7	7	0
NY Yankees	3	1	1	0	0	1	0	0	0	-	6	8	3

WP: Blake Treinen; **LP:** Tommy Kahnle; **SV:** Walker Buehler

HR: NYY — Judge (inning: 1, 1 out, 1 on, off Flaherty), Chisholm Jr. (inning: 1, 1 out, 0 on, off Flaherty), Stanton (inning: 3, 0 out, 0 on, off Brasier); LAD — None.

The Yankees were eliminated by the Dodgers, 7-6, in World Series Game 5 at Yankee Stadium... **RHP Gerrit Cole** (6.2IP, 4H, 5R/ER, 4BB, 6K, 0HR) started and did not record a decision... **CF Aaron Judge** (2-for-3, 1R, 1 double, 1HR, 2RBI, 2BB) reached base four times and drove in the Yankees' first two runs, hitting his 16th career postseason HR with a two-run shot in the first inning... **3B Jazz Chisholm Jr.** (1-for-4, 1R, 1HR, 1RBI, 1BB) reached base twice and hit a solo HR in the first inning... **DH Giancarlo Stanton** (1-for-4, 1R, 1HR, 2RBI, 1SF) hit a solo HR in the third inning and drove in another run with a go-ahead sacrifice fly in the sixth... **RF Juan Soto** (1-for-2, 2R, 3BB) reached base four times... **RHP Tommy Kahnle** (0.0IP, 2H, 2R/ER, 1BB) took the loss after two of the three runners he left on base in the eighth inning scored runs... **RHP Luke Weaver** (1.1IP, 1H, 0R, 1BB, 1K) tossed 1.1 scoreless innings in relief.



INF Anthony Volpe became the first Yankees shortstop to hit a grand slam in the World Series with his go-ahead home run in Game 4 vs. the Dodgers.



2024 Postseason Statistics

Hitting	AVG	G	PA	AB	R	H	TB	2B	3B	HR	RBI	BB	IBB	SO	SB	CS	SH	SF	HP	GIDP	OBP	SLG	OPS
Jon Berti	.182	4	12	11	1	2	2	0	0	0	0	1	0	3	0	0	0	0	0	1	.250	.182	.432
Oswaldo Cabrera	.167	7	9	6	0	1	2	1	0	0	0	3	0	3	0	0	0	0	0	0	.444	.333	.777
Jazz Chisholm Jr.	.182	14	61	55	5	10	17	1	0	2	2	4	0	14	6	1	1	0	1	0	.250	.309	.559
Jasson Dominguez	.000	3	0	0	1	0	0	0	0	0	0	0	0	0	0	0	0	0	0	0	.000	.000	.000
Duke Ellis	.000	1	0	0	0	0	0	0	0	0	0	0	0	0	0	0	0	0	0	0	.000	.000	.000
Aaron Judge	.184	14	64	49	8	9	20	2	0	3	9	11	1	20	2	0	0	2	2	2	.344	.408	.752
Anthony Rizzo	.267	10	38	30	2	8	9	1	0	0	0	6	2	10	0	0	0	0	2	0	.421	.300	.721
Juan Soto	.327	14	64	49	12	16	31	3	0	4	9	14	2	9	0	0	0	1	0	1	.469	.633	1.102
Giancarlo Stanton	.273	14	62	55	9	15	39	3	0	7	16	6	1	11	1	0	0	1	0	1	.339	.709	1.048
Gleyber Torres	.241	14	69	58	10	14	23	3	0	2	8	10	0	7	0	0	0	1	0	2	.348	.397	.745
Jose Trevino	.200	4	5	5	0	1	1	0	0	0	1	0	0	1	0	1	0	0	0	0	.200	.200	.400
Alex Verdugo	.208	14	56	48	6	10	15	2	0	1	8	7	0	8	0	0	1	0	0	0	.309	.313	.622
Anthony Volpe	.286	14	59	49	10	14	20	3	0	1	6	10	1	13	5	0	0	0	0	0	.407	.408	.815
Austin Wells	.120	14	55	50	3	6	13	1	0	2	4	4	0	22	1	0	0	0	1	4	.200	.260	.460
Post. Totals	.228	14	554	465	67	106	192	20	0	22	63	76	7	121	15	2	2	5	6	11	.341	.413	.754

Pitching	W-L	ERA	G	GS	CG	SHO	SV	SVO	IP	H	R	ER	HR	HP	BB	IBB	SO	WP	BK	AVG	GIDP	BF
Gerrit Cole	1-0	2.17	5	5	0	0	0	0	29.0	27	13	7	1	0	10	0	22	0	0	.243	1	124
Nestor Cortes	0-0	9.00	2	0	0	0	0	1	2.0	1	2	2	1	0	1	1	1	0	0	.143	1	8
Jake Cousins	0-1	9.00	6	0	0	0	0	0	5.0	6	5	5	0	1	4	0	7	0	0	.286	0	26
Luis Gil	0-0	6.75	2	2	0	0	0	0	8.0	8	6	6	2	0	5	0	4	0	0	.267	0	36
Ian Hamilton	0-0	5.40	2	0	0	0	0	0	1.2	1	1	1	0	0	1	0	3	0	0	.200	0	6
Tim Hill	0-0	1.08	10	0	0	0	0	1	8.1	7	2	1	0	0	2	0	3	0	0	.233	2	32
Clay Holmes	3-1	2.25	13	0	0	0	0	0	12.0	8	3	3	1	1	5	0	12	0	0	.200	0	48
Tommy Kahnle	1-1	2.08	9	0	0	0	1	1	8.2	6	3	2	0	0	7	0	7	0	0	.188	0	39
Mark Leiter Jr.	1-0	1.69	6	0	0	0	0	1	5.1	3	1	1	0	0	5	2	5	0	0	.158	0	24
Tim Lincecum	0-0	0.00	3	0	0	0	0	0	2.1	2	0	0	0	0	2	0	1	0	0	.222	0	11
Carlos Rodón	1-2	5.60	4	4	0	0	0	0	17.2	21	11	11	5	0	1	0	25	1	0	.284	0	75
Clarke Schmidt	0-1	5.25	3	3	0	0	0	0	12.0	11	7	7	2	1	7	0	9	0	0	.239	1	54
Luke Weaver	1-0	1.76	12	0	0	0	4	7	15.1	8	3	3	2	1	2	0	16	0	1	.163	2	56
Post. Totals	8-6	3.46	14	14	0	0	5	11	127.1	109	57	49	14	4	52	3	115	1	1	.230	7	539



Yankees players, coaches and staff celebrate on the field following their American League pennant-clinching Game 5 victory on October 19, 2024 at Cleveland's Progressive Field. It marked the Yankees 41st American League pennant in franchise history.



2024 Regular Season Summary

WINNING WAYS: The Yankees posted a 94-68 (.580) record, the best record in the American League and the third-best in the Majors, trailing only the Los Angeles Dodgers (98-64, .605) and Philadelphia Phillies (95-67, .586)...the Yankees recorded the best record in the AL for the first time since 2012 and for the 43rd time in franchise history...their 43 times leading the AL are the most by any team in their respective league, 18 times more than the second-place Dodgers (25) and 27 times more than the next American League team (Athletics - 16).

- ▶ The Yankees recorded their 32nd consecutive winning season (since 1993)...marks the second-longest stretch in Major League history, trailing only the franchise's streak of 39 straight winning seasons from 1926-64...is also tied with the Montreal Canadiens' 32-season streak from 1952-83 for the second-longest streak of consecutive winning seasons all-time in the four major sports (MLB/NFL/NBA/NHL), behind only their own 39-season stretch.
- ▶ Recorded at least 90 wins for the sixth time in their last seven 162-game seasons (2017-19, '21-22, '24)...are one of only three teams to record at least six such seasons over that span, joining the Los Angeles Dodgers (seven: 2017-19, '21-24) and the Houston Astros (six: 2017-19, '21-23)...have recorded at least 90 wins in 21 of their last 28 full seasons since 1996 (1996-99, 2001-07, '09-12, '17-19, '21-22, '24)...their 21 seasons are the most in the Majors over that span (next: Atlanta-16) and six more than the second-highest American League team (Boston-15).

EASTERN STANDARD: The Yankees clinched the 2024 AL East division title, their second division title in the last three years (also 2022) and 21st in the Divisional Era since 1969 (also 1976-78, '80-81, '96, 1998-2006, '09, '11-12, '19, '22)...the Yankees' 21 division titles are the most by any AL team and the third-most among Major League teams, trailing only Atlanta (23) and Los Angeles-NL (22).

- ▶ Marked their 59th playoff appearance in franchise history (122 seasons, 48.4%)...their 59 postseason appearances are the most by any franchise in Major League history, 21 more than the Dodgers who have the second-most postseason appearances (38) and 30 more than the second-highest American League team (Athletics - 29).
- ▶ Marked the Yankees' seventh postseason appearance in the last eight seasons (since 2017) and their 25th trip to the postseason in the last 30 years (since 1995)...their 25 trips to the postseason since 1995 are the most in the Majors in that span, four more than the next highest team (Atlanta-21) and 11 more than the next highest AL team (Boston & Cleveland: 14).
- ▶ Are one of only four teams to make the playoffs in at least seven of the last eight years (since 2017), joining the Dodgers (eight: 2017-24), Astros (eight: 2017-24) and Atlanta (seven: 2018-24).

ROLL CALL: The Yankees used 54 players in 2024 (P: 31, C: 3, INF: 8, OF: 8, INF/OF: 3, C/INF: 1).

- ▶ The Yankees used only eight different starting pitchers in 2024, tied with the San Diego Padres for the second-fewest in the Majors, trailing only Seattle (seven)...matched their fewest starting pitchers used in a season in the last 30 years (since 1995) and matched their fewest used in a 162-game season in the last 49 years since 1976 (also used eight in 1997, 2010 and '12)...the Yankees used only seven starters in the strike-shortened season in 1994...the last time the Yankees used fewer starters in a 162-game season was 1975 when they used seven.

BRONX TALE: The Yankees went 44-37 (.543) at Yankee Stadium in 2024...marked their 33rd straight winning season at home (since 1992)...according to *Elias*, their streak is the second-longest in Major League history, trailing only their own 47-year streak from 1918-64.

FAN-TASTIC: The Yankees averaged 41,897 fans per home game in 2024, the highest home average attendance in the American League and the second-highest in the Majors, trailing only the Los Angeles Dodgers (48,657)...the Yankees drew an AL-best 3,309,838 fans this year despite recording just 79 home games...also ranked fourth in the Majors in total home attendance, trailing only the Dodgers (3,941,251 in 81 games), Phillies (3,363,712 in 81 games) and Padres (3,330,545 in 81 games).

- ▶ The Yankees' 2024 home attendance (3,309,838) was the club's highest total since 2019 and marked the club's second-highest total home attendance in the last 10 years (since 2015).
- ▶ The Yankees total home attendance was up 2.5% year-over-year, which was two-and-a-half times the percentage increase seen across all of Major League Baseball (1%).
- ▶ The Yankees drew at least 3 million fans for their Major League-record 24th straight season when there was full attendance (1999-2019, '22-24).
- ▶ The Yankees' 32,569 average road attendance also led the AL and ranked second in the Majors, trailing only the Dodgers (36,253).
- ▶ Their 17 sellouts this year were their third-most in a single season at Yankee Stadium, trailing only their 23 sellouts in 2018 and 20 in 2011.
- ▶ Recorded a paid attendance of at least 40,000 in 32 straight home games from 6/5-8/21, their longest streak since a 53-game streak from 4/26-8/29/18.

AND THE SKIPPER, TOO: Manager Aaron Boone recorded his 600th career managerial win on 9/21 at Oakland...became the seventh Manager in Yankees history to accomplish the feat, joining Joe McCarthy (1,460-867-21), Joe Torre (1,173-767-2), Casey Stengel (1,149-696-6), Miller Huggins (1,067-719-10), Ralph Houk (944-806-7) and Joe Girardi (910-710).

- ▶ Managed his 1,000th game with the Yankees on 8/24 vs. Colorado.
- ▶ Earned his 557th career managerial win on 6/11 at Kansas City, surpassing Billy Martin (556-385) for seventh place on the Yankees' all-time list.
- ▶ Under his helm since 2018, the Yankees have posted the fourth-best record (603-429, .584) in the Majors during that span, trailing only the Dodgers (656-377, .635), Astros (618-413, .599) and Atlanta Braves (604-427, .586).
- ▶ Became the second manager in Major League history to reach the postseason in six of his first seven seasons as manager (credit: *Elias* - min. 2G manager per season), joining Dave Roberts (first nine seasons with the Dodgers)...was the third manager to make the playoffs in six of his first seven seasons with the Yankees, joining Casey Stengel (also six of first seven) and Joe Torre (each of first 12).

ROAD WARRIORS: The Yankees were a Major League-best 50-31 (.617) on the road in 2024...their 50 road wins were their most in a single season in the last 21 years (since 2004) and their most since their 51 wins in 2003...their 50 road wins were tied for their eighth-most in a single season in franchise history.

- ▶ Went 14-2 over 16 road games from 5/12-6/12...recorded a season-high eight-game road winning streak from 5/29-6/12, matching their longest single-season road winning streak in the last 26 years since 1999 (also 8G from 6/24-7/9/09).
- ▶ Went 17-9 in their final 26 road games (7/27-9/22).

TOUGH CROWD: The Yankees went a Major League-best 55-38 (.591) against teams that finished the year with a .500 record-or-better...also marked the most wins by any team vs. clubs that finished the season .500-or-better (next: Atlanta and Milwaukee; 52-41, .559).

WHAT A DIFFERENCE: The Yankees' +147 run differential was the best in the AL and second-best in the Majors, trailing only the Los Angeles Dodgers (+156).



PITCH PERFECT: Yankees pitchers ranked fourth in the Majors in strikeouts (1,457, third in AL), fifth in opponents' BA (.233, fourth in AL), sixth in K/9.OIP (9.03, third in AL) and seventh in ERA (3.74, fifth in AL).

- ▶ Their 14 shutouts were the second-most in the AL and tied for the fourth-most in the Majors, trailing only Atlanta (17), San Diego (16) and Seattle (15).
- ▶ Allowed 3R-or-fewer in 83 games, the third-most games in the Majors, trailing only Atlanta (93) and Seattle (85)...went 69-14 (.831) when allowing 3R-or-fewer.

BRONX BOMBERS: Yankees batters led the Majors in home runs (237) and walks (672), ranked third in OBP (.333, first in AL), runs scored (815, first in AL), runs per game (5.03, first in AL), OPS (.761, first in AL) and pitches per plate appearance (3.99, second in AL), fourth in SLG (.429, second in AL) and ninth in BA (.248, fourth in AL), extra-base hits (495, fourth in AL) and PA/K (4.71, sixth in AL).

- ▶ The Yankees were named the American League Silver Slugger Offensive Team of the Year.
- ▶ Their 815R were 142 more than their 2023 total (673) and their most in a season since 2019 (943).
- ▶ Their 672BB were their most in a single season in the last 21 years (since 2004) and most since their 684BB in 2003...marked the fourth time in the last 74 years (since 1951) that the Yankees recorded as many walks in a season (718BB in 1999, 684BB in 2003 and 676BB in 1997).
- ▶ Scored at least 4R in 105 games, the most in the AL and the third-most in the Majors, trailing only Los Angeles-NL (108) and Arizona (107)...went 81-24 (.771) in those games.
- ▶ Scored at least 5R in 82 games, the most games in the AL and the second-most in the Majors, trailing only Arizona (90)...went 69-13 (.841) in those games.

DYNAMIC DUO: OF Aaron Judge (58HR) and **OF Juan Soto** (41HR) were the third set of Yankees teammates (fifth time) to each hit at least 40HR in a season, joining Roger Maris and Mickey Mantle in 1961 and Babe Ruth and Lou Gehrig in 1927, '30 and '31.

- ▶ Judge (58HR/133BB) and Soto (41HR/129BB) were also the first set of teammates in Major League history to each record at least 40HR and 120BB in a season.
- ▶ Were the first set of teammates in Yankees history to each record at least 125BB in a single season.
- ▶ Ranked first and second in the Majors in OBP, walks and times on base...also ranked first and second in the AL in OPS.
- ▶ Homered in the same game 13 times in the regular season (4/24 vs. Oakland, 5/8 vs. Houston, 5/22 vs. Seattle, 5/24 at San Diego, 6/25 at the Mets, 7/13 at Baltimore, 7/27 at Boston, 8/11 vs. Texas, 8/14 at Chicago-AL, 8/20 vs. Cleveland, 8/21 vs. Cleveland, 8/25 vs. Colorado, 9/25 vs. Baltimore)...the Yankees went 10-3 in those games...according to *Elias*, their 13 such games are tied for the third-most by any pair of Yankees teammates in a single season, trailing only Aaron Judge and Giancarlo Stanton's 14 games in 2024 and Roger Maris and Mickey Mantle's 14 games in 1961...Judge and Anthony Rizzo also homered in the same game 13 times in 2022 and Alfonso Soriano and Jason Giambi did so in 2002.
- ▶ Hit back-to-back home runs six times in 2024...according to *Elias*, their six times hitting back-to-back home runs matched the most by a pair of Yankees teammates in a single season in franchise history...Johnny Damon and Mark Teixeira also hit back-to-back home runs six times in 2009.

HERE TO PLAY: The Yankees had five players appear in at least 145 games in 2024: **INF Anthony Volpe** (160G), **OF Aaron Judge** (158G), **OF Juan Soto** (157G), **INF Gleyber Torres** (154G) and **OF Alex Verdugo** (149G)...marked the first time the Yankees had at least five players play in at least 145 games since 2011 (also five).

- ▶ The Yankees had four pitchers make at least 29 starts: **LHP Carlos Rodón** (32GS), **LHP Nestor Cortes** (30GS), **RHP Luis Gil** (29GS) and **RHP Marcus Stroman** (29GS)...were only one of four teams to have four pitchers make as many starts (also Kansas City, Seattle and Washington - four)...marked the first time since 2013 the Yankees had at least four pitchers make at least 29 starts (also four).

NEW YORK GIANTS: OF Aaron Judge and DH/OF Giancarlo Stanton homered in the same game 16 times in 2024 (14 times during the regular season and twice during the postseason)...including the postseason, it matched the most games by any pair of teammates in Major League history, joining Texas' Alex Rodriguez and Rafael Palmeiro's 16 games in 2002 (credit: *Elias*)...their 14 games during the regular season were tied for the most by any pair of Yankees teammates in a single regular season, matching Roger Maris and Mickey Mantle's 14 games in 1961...were also tied for the third-most games by any pair of teammates in Major League history, trailing only Alex Rodriguez and Rafael Palmeiro's 16 games in 2002 and Barry Bonds and Rich Aurilia's 15 games in 2001.

- ▶ Including the postseason, Stanton and Judge have homered in the same game 51 times (45 times during the regular season and six times during the postseason), the third-most games by a pair of Yankees teammates in franchise history, trailing only Lou Gehrig and Babe Ruth (75), and Yogi Berra and Mickey Mantle (56) - credit *Elias*...the Yankees are 45-6 in those games (41-4 during the regular season and 4-2 during the postseason)...their 45 instances during the regular season are the fourth-most by a pair of Yankees teammates, trailing only Lou Gehrig and Babe Ruth (73), Yogi Berra and Mickey Mantle (55), and Bob Meusel and Babe Ruth (47).

FOR STARTERS: Yankees starters ranked fifth in the Majors in K/9.OIP (8.94, third in AL) and seventh in opponents' BA (.238, fifth in AL)...also posted a 3.85 ERA (871.1IP, 373ER), the eighth-best ERA in the AL.

- ▶ The Yankees used only eight different starting pitchers, tied with San Diego for the second-fewest in the Majors, trailing only Seattle (seven)...matched their fewest starting pitchers used in a season in the last 30 years (since 1995) and matched their fewest used in a 162-game season in the last 49 years since 1976 (also used eight in 1997, 2010 and '12)...the Yankees used only seven starters in the strike-shortened season in 1994...the last time the Yankees used fewer starters in a 162-game season was 1975 when they used seven.
- ▶ Yankees starters tossed at least 4.OIP in each of their first 76 starts of the season from 3/28-6/19...marked their longest single-season streak in franchise history...their 76-start season-opening streak of at least 4.OIP was the seventh-longest season-opening streak by any Major League team since 1900...trailed only the Chicago Orphans' 146-start streak in 1900, the Brooklyn Superbas' 118-start streak in 1909, Philadelphia's 108-start streak in 2014, Arizona's 102-start streak in 2017, Chicago-AL's 89-start streak in 2006 and the Brooklyn Superbas' 87-start streak in 1902.
- ▶ Allowed 3R-or-fewer in a franchise-record 22 straight starts from 5/12-6/5 (previous: 18GS from 7/4(G2)-28/2021, 8/22-9/9/81-G1 and 7/20-8/12/69)...went 17-2 with a 1.48 ERA (133.2IP, 22ER) over that span...also tossed at least 5.OIP and allowed 3R-or-fewer in a franchise-record 19 straight starts from 5/12-6/1 (previous: 18-start streak from 8/22-9/9/81-G1)...was tied for the fourth-longest single-season streak in Major League history, trailing only Washington's 23-start streak from 4/28-5/23/2018, Chicago-NL's 23-start streak from 6/25-7/18/1906 and Oakland's 20-start streak from 4/4-26/2007.
- ▶ Tossed at least 5.OIP and allowed 2R-or-fewer in 16 straight starts from 5/12-29, the longest streak by any Major League team since at least 1893 (previous: 14-start streaks by the Mets from 7/7-24/22, Pittsburgh from 9/13-27/68 and Philadelphia from 8/1(G1)-14/1907)...went 12-2 with a 1.00 ERA (99.OIP, 11ER) over that stretch...were also the first team in the Majors since at least 1893 to toss at least 5.OIP in 16 straight starts while allowing just 13 runs total over that span (credit: *Elias*).
- ▶ Allowed 2ER-or-fewer in 17 of their final 25 starts (9/2-29), posting a 3.52 ERA (135.2IP, 53ER) and 140K in that span...allowed 3ER-or-fewer in 34 of their last 46 starts (since 8/10-G1) and 2ER-or-fewer in 29 of those starts...posted a 3.52 ERA (245.1IP, 96ER) and 247K during that stretch.



ALL RISE: OF Aaron Judge was unanimously named the 2024 American League MVP after hitting .322/.458/.701 (180-for-559) with 122R, 36 doubles, 1 triple, 58HR, 144RBI, 133BB, 9HP, 2SF and 105B in 158 games for the Yankees...set career highs in batting average, on-base percentage, slugging percentage, OPS (1.159), hits, doubles, RBI, walks, times on base (322), total bases (392), extra-base hits (95) and games played.

- ▶ Is one of 14 Yankees (24th time) in franchise history to be named the AL MVP...also won the award in 2022, becoming only the seventh Yankee in franchise history to be named the AL MVP multiple times, joining Mickey Mantle (three times), Yogi Berra (three times), Joe DiMaggio (three times), Alex Rodriguez (twice), Roger Maris (twice) and Lou Gehrig (twice)...was the second Yankee in franchise history to win the award unanimously (also Mantle in 1956).
- ▶ Was named the AL Hank Aaron Award winner for the second time in his career (also 2022)...was named to his sixth career All-Star team and won his fourth career Silver Slugger...was named a member of the All-MLB First Team.
- ▶ His Major League-leading 58HR were the fifth-most by a Yankee in a single season and tied for the fifth-most in AL history, trailing only his 62HR in 2022, Roger Maris' 61HR in 1961 and Babe Ruth's 60HR in 1927 and 59HR in 1921...became the fourth player in Major League history and second Yankee to hit at least 58HR in multiple seasons, joining Sammy Sosa (three: 1998, '99, 2001), Mark McGwire (three: 1997, '98 and '99) and Babe Ruth (two: 1921 and '27).
- ▶ Hit at least 50HR in a season for the third time in his career (also 52HR in 2017 and 62HR in 2022), becoming just the fifth player in Major League history and second Yankee to record at least three 50HR seasons, joining Sammy Sosa (4x: 1998-2001), Mark McGwire (4x: 1996-99), Babe Ruth (4x: 1920-21, '27-28) and Alex Rodriguez (3x: 2001-02, '07)...was the first player in Major League history to hit at least 50HR in three of his first nine Major League seasons.
- ▶ Led the Majors in HR (58), RBI (144), OBP (.458), SLG (.701), OPS (1.159), walks (133), times on base (322), game-winning RBI (24), go-ahead RBI (32) and WAR among position players (11.2 - FanGraphs), ranked second in total bases (392, first in AL) and extra-base hits (95, first in AL), third in BA (.322, third in AL), fourth in runs scored (122, third in AL) and multi-hit games (55, second in AL) and eighth in hits (180, fifth in AL).
- ▶ Compared to his 2022 MVP season, his .322 BA in 2024 was 11 points higher (.311 BA in 2022), his .458 OBP was 33 points higher (.425 OBP in 2022), his .701 SLG was 15 points higher (.686 SLG in 2022), his 1.159 OPS was 48 points higher (1.111 OPS in 2022), his 144RBI were 13 more than 2022 (131), his 133BB were 22 more than 2022 (111) and his 95XBH were five more than 2022 (90).
- ▶ Led the Majors in home runs for the second time in his career (also 2022)...is one of nine Yankees (20th time/19th season) to lead the Majors in home runs (outright or tied)...is one of three Yankees to lead the Majors in home runs multiple times, joining Babe Ruth (led in 1920-21, '24, '26-29; tied for the lead in 1923 and '31) and Lou Gehrig (tied for the lead in 1931 and led in 1934, '36)...marked the third time he led the AL in home runs (also 2017 and '22), becoming the fourth Yankee to lead the AL in home runs at least three times...joins Babe Ruth (10 times), Mickey Mantle (four times) and Lou Gehrig (three times).
- ▶ Reached base in a Major League-leading 140 games...were the most by a Yankee since Derek Jeter reached base in 144 games in 2012...reached base multiple times in a Major League-leading 100 games...is one of five Yankees to reach base multiple times in at least 100 games in a season, joining Babe Ruth (nine times), Lou Gehrig (seven times), Jeter and Mickey Mantle.
- ▶ Posted a Major League-best and career-high 1.159 OPS...was just the second Yankee (third time) to post as high of an OPS in the last 88 years (since 1937), joining Mickey Mantle (1.177 OPS in 1957 and 1.169 OPS in 1956)...was the highest OPS by a Major League player in a 162-game season since Barry Bonds' 1.422 OPS in 2004...marked the second time in his career he led the Majors in OPS (also 2022)...is one of six Yankees to lead the Majors in OPS and one of four to do so multiple times, joining Babe Ruth (nine times), Mickey Mantle (three times) and Lou Gehrig (three times).

ALL RISE—continued

- ▶ Recorded a Major League-best and career-high .701 SLG...was the second-highest SLG by a Yankee in the last 90 years (since 1935), trailing only Mickey Mantle's .705 SLG in 1956...was the highest SLG by a Major League player in a 162-game season since Barry Bonds' .812 SLG in 2004...marked the second time in his career he led the Majors in SLG (also 2022)...is one of only seven Yankees (19th time) to lead the Majors in SLG, joining Babe Ruth (10 times), Lou Gehrig (twice), Mickey Mantle (twice), Joe DiMaggio, Alex Rodriguez and Don Mattingly.
- ▶ Reached base a Major League-leading and career-high 322 times...his 322 times on base matched Derek Jeter (322TOB in 1999) for the most by a Yankee in a single season in the last 87 years (since 1938)...is the only Major League player to reach base as many times in a single season in the last 20 years (since 2005) and the most since Barry Bonds (376TOB in 2004).
- ▶ Recorded a Major League-leading and career-high 144RBI...is one of four Yankees in the last 87 years (since 1938) to record as many RBI in a season, joining Alex Rodriguez (156RBI in 2007), Joe DiMaggio (155RBI in 1948) and Don Mattingly (145RBI in 1985)...marked the second time in his career he led the Majors in RBI (also 2022)...is one of seven Yankees (15th time) to lead (outright or tied) the Majors in RBI.
- ▶ His Major League-leading and career-high 133BB were the second-most by a Yankee in the last 89 years (since 1936), trailing only Mickey Mantle's 146BB in 1957...his 133BB were tied with Lou Gehrig (133BB in 1935) for the 10th-most in franchise history, trailing only Babe Ruth (170BB in 1923, 150BB in 1920, 144BB in 1921 and 1926, 142BB in 1924, 137BB in 1927 and 1928, and 136BB in 1930) and Mickey Mantle (146BB in 1957)...led the Majors in walks for the first time in his career...is one of seven Yankees (23rd time) to lead the Majors in walks (outright or tied) in franchise history.
- ▶ Posted a Major League-leading and career-best .458 OBP...is one of three Yankees (five times) in the last 87 years (since 1938) to record as high of an OBP, joining Mickey Mantle (.512 OBP in 1957, .486 OBP in 1962 and .464 OBP in 1956) and Paul O'Neill (.460 OBP in 1994).
- ▶ Recorded an AL-leading and career-high 95XBH...his 95XBH were tied with Lou Gehrig (95XBH in 1934) for the eighth-most in a single season in franchise history, trailing only Babe Ruth (119XBH in 1921, 99XBH in 1920 and 1923, and 97XBH in 1927), Gehrig (117XBH in 1927 and 100XBH in 1930) and Joe DiMaggio (96XBH in 1937).
- ▶ Recorded an AL-leading and career-high 392 total bases, marking the 10th-most in a single season in franchise history, trailing only Babe Ruth (457TB in 1921, 417TB in 1927 and 399TB in 1923), Lou Gehrig (447TB in 1927, 419TB in 1930, 410TB in 1931, 409TB in 1934 and 403TB in 1936) and Joe DiMaggio (418TB in 1937).

PEN PALS: Yankees relievers ranked sixth in the Majors in ERA (3.58, third in AL), tied for seventh in saves (45, tied for fourth in AL), and eighth in opponents' BA (.226, fifth in AL), opponents' SLG (.371, fifth in AL) and opponents' OPS (.679, fifth in AL).

- ▶ The Yankees went 76-4 when leading after six innings, 84-6 when leading after seven innings and 82-5 when leading after eight innings.

WHAT A CATCH: According to FanGraphs, **Yankees catchers** led the Majors with 21 defensive runs saved, seven more than the next teams (Cleveland & San Francisco: 14)...according to Baseball Savant, Yankees catchers led the Majors with 22 catcher framing runs (catcher framing runs converts strikes to runs saved on a .125 run/strike basis, and includes park and pitcher adjustments)...also ranked second in the Majors in catcher blocking runs (three), third in blocks above average (13) and fourth in strike rate (49.2%).

FOUR SCORE: The Yankees went 81-24 (.771) when they scored at least 4R...went 81-21 (.794) when holding opponents to 4R-or-fewer.



TROPHY CASE: OF Aaron Judge was named the AL "Player of the Month" for May, June and August... **RHP Luis Gil** was named the AL "Pitcher of the Month" and "Rookie of the Month" for May.

- ▶ With **Judge** being named the AL "Player of the Month" in May and **Gil** also being named the AL "Pitcher of the Month" and "Rookie of the Month" during the same month, it marked the first time that the Yankees had the AL "Rookie of the Month," AL "Pitcher of the Month" and AL "Player of the Month" in the same month (since 2001 when the AL "Rookie of the Month" Award was established)...also marked just the third time since 1979 (when the AL "Pitcher of the Month" Award was established) that the Yankees had the AL "Pitcher of the Month" and "Player of the Month" in the same month...Bernie Williams and Hideki Irabu (May 1998) and Don Mattingly and Dave Righetti (August 1985) also accomplished the feat.
- ▶ **Judge** won three AL "Player of the Month" awards in a single season for the second time in his career (also May, July and September 2022)...is the only player to win three "Player of the Month" awards in a single season multiple times...Atlanta's Ronald Acuña Jr. (April, June and September 2023) and St. Louis' Mark McGwire (April, May and September 1998) are the only other players to win the award at least three times in a single season...was also only the second player in franchise history to win the "Player of the Month" award in consecutive months, joining Don Mattingly (August and September 1985).
- ▶ **Judge's** nine "Player of the Month" awards are the third-most all-time, trailing only Barry Bonds' 13 awards and Alex Rodriguez's 10 (the award was established in the NL in 1958 and in the AL in 1974).
- ▶ **Judge** was named the AL "Player of the Month" for May after hitting .361/.479/.918 (35-for-97) with 28R, 12 doubles, 14HR, 27RBI, 22BB, 1HP, 1SF and 15B in 28 games...led the Majors in HR, doubles, extra-base hits (26), SLG, OPS (1.397), go-ahead RBI (nine), game-winning RBI (seven) and runs scored, ranked second in RBI (second in AL), tied for second in walks (second in AL), third in OBP (second in AL), fourth in BA (third in AL) and tied for fifth in hits (tied for third in AL).
- ▶ **Gil** was named both the AL "Pitcher of the Month" and AL "Rookie of the Month" for May after going 6-0 with a 0.70 ERA (38.2IP, 14H, 3R/ER, 12BB, 44K, 2HR) in six starts...became only the fourth player to win both the AL "Pitcher of the Month" and AL "Rookie of the Month" in the same month since the AL "Rookie of the Month" Award was established in 2001, joining Matt Shoemaker (August 2014), Chris Archer (July 2013) and Jeremy Hellickson (May 2011)...allowed just 3R/ER in 38.2IP during the month of May...was the third pitcher in franchise history to toss at least 35.0IP and allow 3R-or-fewer in a single calendar month, joining Lefty Gomez (3R in 45.0IP in Sept. 1937) and Hank Thormahlen (1R in 41.0IP in May 1918)...his 0.70 ERA was the sixth-lowest ERA in a single calendar month by a rookie pitcher in the Live Ball Era since 1920 (min. 30.0IP), trailing only Fernando Valenzuela's 0.20 ERA in April 1981, Dale Murray's 0.26 ERA in September 1974, Blix Donnelly's 0.56 ERA in September 1944, Wayne Simpson's 0.58 ERA in April 1970 and Boo Ferriss' 0.67 ERA in May 1945.
- ▶ **Judge** was named the AL "Player of the Month" for June after hitting .409/.514/.864 (36-for-88) with 25R, 5 doubles, 1 triple, 11HR, 37RBI, 16BB, 3HP and 35B in 25 games...led the Majors in RBI, BA, OBP, SLG, OPS (1.378) and total bases (76), was tied for second in extra-base hits (17, second in AL), and ranked fifth in runs scored (fourth in AL) and hits (fifth in AL)...his 37RBI during the month of June matched the most by a Yankee in a single calendar month in the last 85 years (since 1940), joining Bill Skowron (37RBI in July 1956) and Don Mattingly (37RBI in Sept. 1985)...the last Yankee to record more was Joe DiMaggio (53RBI in Aug. 1939)...was the fourth MLB player in the last 23 years (since 2002) to record at least 37RBI in a single calendar month, joining Giancarlo Stanton (37RBI in Aug. 2017 with Miami), Troy Tulowitzki (40RBI in Sept. 2010 with Colorado) and Ryan Howard (41RBI in Aug. 2006 with Philadelphia).

TROPHY CASE—continued

- ▶ **Judge** was named the AL "Player of the Month" for August after hitting .389/.530/.856 (35-for-90) with 21R, 6 doubles, 12HR, 24RBI, 25BB, 2HP and 25B in 26 games...led the Majors in walks, OBP, SLG, OPS (1.385), times on base (62) and total bases (77), tied for first in HR (first in AL), ranked second in BA (first in AL), tied for second in extra-base hits (18, tied for second in AL) and tied for fifth in RBI (tied for second in AL)...was the only Yankee in the last 63 years (since 1962) to bat at least .375 with at least 12HR in a single calendar month...joined Mickey Mantle (twice: .414 BA and 16HR in May 1956; .375 BA and 14HR in July 1961) as the only two Yankees to accomplish the feat in the last 85 seasons (since 1940).
- ▶ Dating back to May 2022, **Judge** has won seven of the last 17 American League "Player of the Month" awards.
- ▶ The Yankees had a player win the AL "Player of the Week" award six times: **OF Juan Soto** from 3/28-31 and 5/27-6/2, **INF Anthony Rizzo** from 4/22-28 and **OF Aaron Judge** from 5/13-19, 6/3-9 and 8/19-25.

EVERY DAY I'M SHUFFLING: OF Juan Soto hit .288/.419/.569 (166-for-576) with 128R, 31 doubles, 4 triples, 41HR, 109RBI, 129BB and 75B in 157 games with the Yankees...set career highs in runs scored, hits, home runs, total bases (328) and extra-base hits (76)...his 41HR were tied with Jason Giambi (41HR in 2002) for the second-most HR by a Yankee in his first season with the club, trailing only Babe Ruth's 54HR in 1920.

- ▶ Became only the third player in Major League history to hit at least 40HR and record at least 125BB in a single season prior to their 26th birthday, joining Aaron Judge (52HR/127BB in 2017) and Babe Ruth (54HR/150BB in 1920).
- ▶ Hit .345/.470/.672 (40-for-116) with 6 doubles, 1 triple, 10HR, 67RBI, 30BB, 1HP and 45F with RISP...among Major Leaguers with RISP, ranked second in OBP, third in OPS (1.143) and SLG, sixth in walks, seventh in BA and tied for eighth in HR.
- ▶ Reached base safely in 138 of his 157 games, the fourth-most such games in the Majors (third in AL)...reached base multiple times in 92 of his games this year, the second-most in the Majors, trailing only Aaron Judge (100)...also reached base at least three times in 51 games, the second-most in the Majors, trailing only Judge (57)...his 33 multi-walk games were the most in the Majors.
- ▶ Ranked second in the Majors in walks (129, second in AL), times on base (299, second in AL), OBP (.419, second in AL) and runs scored (128, first in AL), third in OPS (.989, second in AL), fourth in HR (41, third in AL), SLG (.569, third in AL) and WAR among position players (8.1 - FanGraphs, third in AL), sixth in extra-base hits (76, fifth in AL), tied for sixth in RBI (109, tied for fourth in AL) and ninth in total bases (328, seventh in AL).
- ▶ Was named to his fourth career All-Star team and won his fifth career Silver Slugger Award.

FIRST THINGS FIRST: The Yankees hit a Major League-best 40HR in the first inning and scored an AL-best 106 runs in the first inning, trailing only Arizona's 124R...were a Major League-best 48-10 (.828) when scoring in the first inning.

- ▶ **OF Aaron Judge** hit .359/.471/.836 (46-for-128) with 27R, 7 doubles, 18HR, 35RBI, 26BB, 2HP, 1SF and 35B in the first inning...among batters with at least 50AB in the first inning, led the Majors in SLG, HR, RBI, extra-base hits (25), times on base (74) and total bases (107), ranked second in OPS (1.307, second in AL) and walks (second in AL), third in OBP (third in AL) and fifth in BA (third in AL)...according to Elias, his 18HR in the first inning were the most home runs in the first inning in a single season in franchise history (previous: Babe Ruth - 16HR in 1927) and tied with Alex Rodriguez (18HR in 2001 with Texas) for the most by any player in a single season in Major League history.

WELCOME TO THE SHOW: The Yankees had five players make their Major League debut in 2024: **RHP Clayton Beeter** (3/29 at Houston), **LHP Josh Maciejewski** (4/8 vs. Miami), **C Carlos Narváez** (7/20 vs. Tampa Bay), **C/INF Ben Rice** (6/18 vs. Baltimore) and **RHP Will Warren** (7/30 at Philadelphia).



MILESTONE MEN: **INF Anthony Rizzo** hit his 300th career home run with a two-run HR in the eighth inning on 4/28 at Milwaukee...**OF Aaron Judge** hit his 300th career home run on 8/14 at Chicago-AL with a three-run HR in the eighth inning, becoming the fastest player in Major League history (in terms of games played and at-bats) to reach 300 career home runs...also recorded his 1,000th career hit with a single in the ninth inning on 8/26 at Washington...**RHP Gerrit Cole** earned his 150th career win on 8/22 vs. Cleveland...**OF Juan Soto** hit his 200th career home run with a two-run shot in the fourth inning on 9/17 at Seattle...**DH/OF Giancarlo Stanton** recorded his 1,500th career hit with career an RBI double in the ninth inning on 6/2 at San Francisco.

- ▶ **Rizzo and Judge** became the 161st and 162nd players in Major League history to hit 300 career home runs...were the 16th and 17th players to accomplish the feat as a Yankee, joining Giancarlo Stanton, Matt Holliday, Mark Teixeira, Jason Giambi, Ruben Sierra, Cecil Fielder, Darryl Strawberry, Dave Winfield, Graig Nettles, Reggie Jackson, Mickey Mantle, Yogi Berra, Joe DiMaggio, Lou Gehrig and Babe Ruth...are two of just 12 active players to reach 300 career home runs, joining Giancarlo Stanton (429), Mike Trout (378), Paul Goldschmidt (362), Freddie Freeman (343), Manny Machado (342), Nolan Arenado (341), Bryce Harper (336), J.D. Martinez (331), Carlos Santana (324) and Andrew McCutchen (319).
- ▶ **Judge** was the fastest player in Major League history (in terms of games played and at-bats) to reach 300 career home runs...accomplished the feat in his 955th career game, surpassing Ralph Kiner's record of 1,087 games...also hit his 300th HR in his 3,431st career at-bat, surpassing Babe Ruth's record of 3,831 at-bats...according to *Elias*, became the second player in Major League history to hit at least 300HR before their 1,000th career hit, joining Mark McGwire (311HR).
- ▶ At 25 years, 328 days, **Soto** became the seventh-youngest player in Major League history to reach 200 career home runs, trailing only Met Ott (25y, 144d on 7/24/34), Eddie Mathews (25y, 242d on 6/12/57), Albert Pujols (25y, 257d on 9/30/05), Jimmie Foxx (25y, 266d on 7/15/33), Mickey Mantle (25y, 279d on 7/26/57) and Alex Rodriguez (25y, 289d on 5/12/01).
- ▶ **Cole** is one of four active pitchers with 150 career wins, joining Justin Verlander (262), Max Scherzer (216) and Clayton Kershaw (212).

TRIPLE THREAT: **OF Aaron Judge** (58HR), **OF Juan Soto** (41HR) and **DH/OF Giancarlo Stanton** (27HR) combined to hit 126HR...the Yankees were one of only three teams to have three players hit at least 25HR in 2024 (also Arizona and New York-NL each had three).

- ▶ Homered in the same game four times in 2024: 5/8 vs. Houston, 5/24 at San Diego, 8/11 vs. Texas and 8/25 vs. Colorado...the Yankees went 4-0 in those games.
- ▶ Soto, Judge and Stanton hit back-to-back-to-back home runs in the seventh inning on 8/25 vs. Colorado...marked the first time the Yankees have hit back-to-back-to-back home runs since Brett Gardner, DJ LeMahieu and Luke Voit did so in the fourth inning on 9/17/20 vs. Toronto.

SCHMITT'S CREEK: **RHP Clarke Schmidt** allowed 3R-or-fewer in each of his first 15 starts of the season from 3/31-9/24...was just the second pitcher in Yankees history to allow 3R-or-fewer in each of his first 15 starts of a season, joining Ron Guidry (also first 15 starts in 1978)...allowed 3R-or-fewer in 17 straight starts from 9/25/23-9/24/24, the third-longest streak in franchise history, trailing only Russ Ford (20GS from 8/9(G2)/1910-5/27(G2)/1911) and Nestor Cortes (19GS from 8/15/21-6/2(G1)/22).

FAST AND FURIOUS: Yankees baserunners stole 50 bases in their final 62 games (7/21-9/29) after recording 38SB in their first 100 games of the season...also notched 41 stolen bases in their last 45 games (8/10-G2-9/29).

- ▶ **INF Anthony Volpe's** 28SB were the most by a Yankee in the last 10 years (since 2015) and the most since Jacoby Ellsbury's 39SB in 2014.

KING OF THE GIL: **RHP Luis Gil** was named the Jackie Robinson American League Rookie of the Year after going 15-7 with a 3.50 ERA (151.2IP, 104H, 60R/59ER, 77BB, 171K, 18HR) in 29 starts for the Yankees...was the 10th player and fourth pitcher in franchise history to be named the AL Rookie of the Year...joined Aaron Judge (2017), Derek Jeter (1996), Dave Righetti (1981), Thurman Munson (1970), Stan Bahnsen (1968), Tom Tresh (1962), Tony Kubek (1957), Bob Grim (1954) and Gil McDougald (1951).

- ▶ Allowed 3R-or-fewer in 22 of his 29 starts, 2R-or-fewer in 18 of his starts and one-or-zero runs in 17 of his starts...his 17 starts of one-or-zero runs allowed were tied with Detroit's Tarik Skubal and Chicago-AL's Garrett Crochet for the most such starts in the Majors...his 17 starts of one-or-zero runs allowed were the fourth-most by a Yankees pitcher in a single season in franchise history, trailing only Jack Chesbro (18 starts in 1904), Whitey Ford (18 starts in 1964) and Ron Guidry (18 starts in 1978)...*Elias* notes his 17 starts were the second-most by a Major League history by any rookie pitcher in a single season (since 1893 when current mound distance was set, excluding openers), trailing only Philadelphia-NL's George McQuillan's 21 starts in 1908.
- ▶ According to *Elias*, his six scoreless starts were the second-most by a Yankees rookie in a single season in franchise history, trailing only Russ Ford's eight starts in 1910.
- ▶ Among Major League pitchers (min. 150.0IP), ranked second in opponents' BA (.189, first in AL), third in H/9.0IP (6.17, second in AL) and tied for seventh in wins (15, tied for fifth in AL)...among AL pitchers (min. 150.0IP), ranked fourth in K/9.0IP (10.15), sixth in opponents' SLG (.345) and 10th in opponents' OPS (.643).
- ▶ Among rookie pitchers, was tied for first in wins (15, first in AL), tied for second in strikeouts (171, tied for first in AL) and tied for eighth in WAR among pitchers (2.2 - FanGraphs), third in AL...among rookie pitchers with at least 100.0IP, ranked first in opponents' BA (.189) and H/9.0IP (6.17), second in opponents' SLG (.345, first in AL) and opponents' OPS (.643, first in AL), third in K/9.0IP (10.15, second in AL) and HR/9.0IP (1.07, first in AL), fifth in ERA (3.50, first in AL), and sixth in WHIP (1.19, first in AL) and opponents' OBP (.297, first in AL).
- ▶ His 171K were the second-most by a rookie in a single season in franchise history, trailing only Russ Ford's 209K in 1910.
- ▶ His 15 wins were tied with Hank Borowy (15 wins in 1942) for the seventh-most wins by a Yankees rookie pitcher in a single season in franchise history, trailing only Russ Ford (26 wins in 1910), Bob Grim (20 wins in 1954), Wilcy Moore (19 wins in 1927), Johnny Allen (17 wins in 1932), Stan Bahnsen (17 wins in 1968) and Iván Nova (16 wins in 2011).
- ▶ Allowed 3H-or-fewer in 14 of his 29 starts, the third-most starts in the Majors, trailing only Chicago-AL's Garrett Crochet (15GS) and San Diego's Dylan Cease (15GS).
- ▶ Struck out a career-high 14 batters over 6.0 innings on 5/18 vs. Chicago-AL...his 14K are the most in a game by a Yankees rookie in franchise history, surpassing Orlando Hernández's 13K on 8/13/98 vs. Texas...was the 11th pitcher in franchise history (15th time) to record at least 14K in a game.

AUSTIN POWERS: According to FanGraphs, **C Austin Wells's** 3.4 WAR ranked second among AL rookies and fifth among Major League rookies (among position players)...his 3.4 WAR also ranked fourth among Major League catchers (second in AL)...according to Baseball Savant, ranked third in catcher framing runs (142 and fourth in fielding run value (13) among Major League catchers).

- ▶ His 13HR were the second-most by a rookie catcher in a single season in franchise history, trailing only Gary Sánchez's 20HR in 2016.
- ▶ Among AL rookies, was tied for fourth in walks (47) and game-winning RBI (eight), ranked fifth in OBP (.322, min. 350PA), SLG (.395, min. 350PA) and OPS (.718, min. 350PA), tied for fifth in HR (13) and extra-base hits (32), and sixth in RBI (55) and go-ahead RBI (10).
- ▶ His 3.79 catcher's ERA was the sixth-best in the AL and 10th-best in the Majors.
- ▶ Batted cleanup in the starting lineup 38 times...over his first 29 games as the starting cleanup hitter from 7/20-9/12, hit .308/.368/.521 (36-for-117) with 13R, 5 doubles, 1 triple, 6HR, 28RBI and 11BB.



RICE RICE BABY: C/INF Ben Rice hit 3HR on 7/6 vs. Boston, hitting his first career leadoff HR, a three-run HR in the fifth inning and a three-run HR in the seventh inning...became the first rookie in franchise history to hit 3HR in a game...was the 26th player in Yankees history to hit at least 3HR in a regular season game (36th time) and first to do so since Aaron Judge hit 3HR on 9/22/23 vs. Arizona...including the postseason, was the 27th player in Yankees history to accomplish the feat (39th time).

- ▶ His 7RBI matched Lou Gehrig (7/23/25 vs. Washington-AL) for the most by a Yankees rookie in a game in franchise history (since RBI became an official stat in 1920)...his 7RBI were the most by a Yankee since Matt Carpenter on 7/16/22 vs. Boston.
- ▶ According to *Elias*, was the 34th rookie in the Modern Era to hit at least 3HR in a game and first since Oakland's Jordan Diaz on 5/9/23 at Yankee Stadium.
- ▶ According to Sarah Langs, was the third rookie in the Modern Era to hit 3HR in a game from the leadoff spot, joining Mickey Yastrzemski (8/16/19 at Arizona) and Andrew McCutchen (8/1/09 vs. Washington).
- ▶ According to *Elias*, his 17 career games were the fifth-fewest by any player in Major League history to hit 3HR in a game, trailing only Philadelphia's Bobby Estalella (3HR in his 10th Major League game on 9/4/97 at Montreal), Cincinnati's Aristides Aquino (3HR in his 10th Major League game on 8/10/19 vs. Chicago-NL), San Francisco's Jarrett Parker (3HR in his 14th Major League game on 9/26/15 at Oakland) and San Diego's Christian Villanueva (3HR in his 14th Major League game on 4/3/18 vs. Colorado).
- ▶ At 25 years, 135 days, was the youngest Yankee to hit 3HR in a game since Bobby Murcer hit 3HR at 24 years, 35 days old on 6/24/70-G2 vs. Cleveland...was the eighth-youngest Yankee in franchise history to hit 3HR in a regular season game, trailing only Joe DiMaggio (22y, 200d on 6/13/37-G2 at St. Louis-AL), Tony Lazzeri (23y, 184d on 6/8/27 vs. Chicago-AL), Ben Chapman (23y, 197d on 7/9/32-G2 vs. Detroit), Mickey Mantle (23y, 205d on 5/13/55 vs. Detroit), Charlie Keller (23y, 320d on 7/28/40-G1 at Chicago-AL), Lou Gehrig (24y, 4d on 6/23/27 at Boston) and Bobby Murcer (24y, 35d on 6/24/70-G2 vs. Cleveland).
- ▶ Was the youngest Yankee to record 7RBI in a game since Joe Pepitone (7RBI at age 23y, 325d on 8/29/64-G1 vs. Boston).
- ▶ Was the second Yankee in franchise history to hit 3HR from the leadoff spot, joining Aaron Hicks (7/1/18 vs. Boston).
- ▶ Was the seventh Yankees first baseman (10th time) to hit 3HR in a game, joining Anthony Rizzo (4/26/22 vs. Baltimore), Mark Teixeira (3HR on 5/8/10 at Boston), Tony Clark (3HR on 8/28/04 at Toronto), Tino Martinez (3HR on 4/2/97 at Seattle), Johnny Mize (3HR on 9/15/50 at Detroit) and Lou Gehrig (four times: 4HR on 6/3/32 at Philadelphia-AL, 3HR on 5/22/30 at Philadelphia-AL-Game 2, 3HR on 5/4/29 at Chicago-AL and 3HR on 6/23/27 at Boston).
- ▶ Was the 11th rookie in franchise history (13th time) to hit a leadoff HR, joining Anthony Volpe (4/14/23 vs. Minnesota), Derek Jeter (8/21/96 vs. California), Roberto Kelly (6/24/88 vs. Cleveland), Don Mattingly (8/3/83 at Toronto), Tom Tresh (6/27/62 vs. Minnesota), Mickey Mantle (9/13/51 vs. Detroit), Dixie Walker (three times: 7/4/33-G1 vs. Washington-AL, 7/8/33 vs. Detroit and 7/11/33 vs. St. Louis-AL), Chicken Hawks (6/21/1921-G2 at Boston), Sammy Vick (4/30/1919 vs. Philadelphia-AL) and Bert Daniels (7/8/1910 vs. Chicago-AL).
- ▶ Was the 11th player in franchise history to hit a leadoff home run within his first two career home runs, joining Anthony Volpe (first career HR on 4/14/23 vs. Minnesota), Roberto Kelly (second career HR on 6/24/88 vs. Cleveland), Bobby Richardson (first career HR on 7/25/59 at Detroit), Snuffy Stirnweiss (second career HR on 6/25/44-G1 at Philadelphia-AL), Mark Koenig (first career HR on 4/23/26 vs. Boston), Chicken Hawks (second career HR on 6/21/1921-G2 at Boston), Aaron Ward (first career HR on 5/12/1920 vs. Chicago-AL), Sammy Vick (first career HR on 4/30/1919 vs. Philadelphia-AL), Fritz Maisel (first career HR on 9/3/1914 vs. Washington-AL) and Bert Daniels (first career HR on 7/8/1910 vs. Chicago-AL).

RICE RICE BABY—continued

- ▶ According to Sarah Langs, was the second Yankees rookie with a multi-HR game from the leadoff spot (also Tom Tresh on 8/7/62 vs. Minnesota).

ALL ABOUT THAT BASE: With **OF Aaron Judge's** 37-game on-base streak from 5/2-6/12 and **INF Anthony Volpe's** 34-game on-base streak from 5/2-6/8, it marked the first time in the last 85 years (since 1940) the Yankees have had at least two players with on-base streaks of at least 34 games in a single season...were the first set of Yankees teammates to accomplish the feat in a single season since Charlie Keller (40G), Bill Dickey (39G) and Red Rolfe (37G) in 1939.

ALL THAT JAZZ: INF/OF Jazz Chisholm Jr. was one of four players in the Majors to record 20HR and 40SB, joining Cincinnati's Elly De La Cruz (25HR/67SB), Los Angeles-NL's Shohei Ohtani (54HR/59SB) and Cleveland's José Ramírez (39HR/41SB).

- ▶ Hit 9HR in his first 20 games with the Yankees (7/28-8/28), including 7HR in his first 12 games from 7/28-8/10-G2...was the first player in franchise history to hit at least 7HR in his first 12 games with the club and the second to hit at least 9HR in his first 20 games with the Yankees, trailing only Glenallen Hill's 11HR in his first 20 games with the Yankees in 2000 (*Elias*).

HIGH VOLTAGE: With **INF Anthony Volpe's** 33 career home runs and 52 career stolen bases, became the first Yankee in franchise history and one of 12 players in Major League history to hit at least 30HR and record at least 50SB over his first two Major League seasons...joined Elly De La Cruz (38HR/102SB from 2023-24), Brenton Doyle (33HR/52SB from 2023-24), Julio Rodríguez (60HR/62SB from 2022-23), Bobby Witt Jr. (50HR/79SB from 2022-23), Ronald Acuña Jr. (67HR/53SB from 2018-19), Mike Trout (35HR/53SB from 2011-12), Ellis Burks (38HR/52SB from 1987-88), Barry Bonds (41HR/68SB from 1986-87), Ozzie McDowell (36HR/58SB from 1985-86), Mitchell Page (38HR/65SB from 1977-78) and Bobby Bonds (41HR/61SB from 1968-69).

- ▶ Recorded a career-high 21-game hitting streak from 5/7-29...marked the longest hitting streak by a Yankee since Robinson Cano's 23-game streak from 6/24-7/20/12...was the second Yankee in franchise history to record a hitting streak of at least 21 games at age 23-or-younger, joining Joe DiMaggio (22G from 6/27-7/21/37 and 21G from 7/23-8/12-62/37)...was the third-longest hitting streak in the AL and tied for the fifth-longest in the Majors in 2024, trailing only Pittsburgh's Bryan Reynolds's 25-game streak from 6/1-29, New York-NL's Jose Iglesias's 22-game streak from 9/6-30(G2), Oakland's Lawrence Butler's 22-game streak from 8/21-9/14 and Toronto's Vladimir Guerrero Jr.'s 22-game streak from 7/14-8/10 (Arizona's Ketel Marte also recorded a 21-game streak from 4/28-5/22).
- ▶ With his 20th stolen base of the year in the sixth inning on 8/4 vs. Toronto, became the fifth player in franchise history to record at least 20SB in each of his first two Major League seasons, joining Hal Chase (first eight seasons from 1905-12), Bert Daniels (first four seasons from 1910-13), Fritz Maisel (first three seasons from 1913-15) and Jimmy Austin (first two seasons from 1909-10).

WE WERE ON A BREAK: The Yankees entered the All-Star break with a record of .500-or-better for the 28th consecutive season with an All-Star break (1996-2019, '21-23)...marks the second-longest streak in Major League history behind the Yankees' 31 straight seasons with an All-Star break from 1933-44, '46-64.

- ▶ **OF Aaron Judge's** 34HR prior to the All-Star break in 2024 were the most by a Yankee in franchise history...his 34HR were also tied with Frank Howard's 34HR in 1969 for the seventh-most in Major League history prior to the All-Star break, trailing only Barry Bonds' 39HR in 2001, Chris Davis' 37HR in 2013, Reggie Jackson's 37HR in 1969, Mark McGwire's 37HR in 1998, Luis Gonzalez's 35HR in 2001 and Ken Griffey Jr.'s 35HR in 1998.

FEELING A DRAFT: The Yankees signed 19 of their 20 selections from the 2024 First-Year Player Draft.



HEY NOW, YOU'RE AN ALL-STAR: The Yankees had three All-Stars represent the organization in the AL's 5-3 win in the 94th Midsummer Classic at Globe Life Field: **OF Aaron Judge, OF Juan Soto and RHP Clay Holmes...RF Juan Soto** (1-for-1, 1R, 1 double, 2RBI, 1BB) started the All-Star Game for the first time in his career and reached base twice, drawing a walk in the first inning and hitting a two-run double in the third inning...**CF Aaron Judge** went 0-for-2...**RHP Clay Holmes** did not pitch.

- ▶ The Yankees have had at least three players selected to nine of the last 10 All-Star Games (since 2014) and 28 of the last 30 Midsummer Classics (since 1994).
- ▶ With **Judge** and **Soto** elected as starters to the Midsummer Classic, it marked the second time in the last three years the Yankees have had two outfielders starting in the All-Star Game (also **Judge** and **Giancarlo Stanton** in 2022).
- ▶ **Judge** was named to his sixth career All-Star team (also 2017-18, '21-'23) after leading the Majors with 3,425,309 total votes during Phase 1 of All-Star voting...marked the second time he has led the Majors in All-Star voting (also 2022), becoming the 11th player since fan balloting returned in 1970 to lead the Majors in voting on multiple occasions, and the first since José Bautista did so for a second time in 2014...also joined **Ken Griffey Jr.** (5), **Rod Carew** (4), **Ichiro Suzuki** (3), **Hank Aaron** (2), **Johnny Bench** (2), **Albert Pujols** (2), **Cal Ripken Jr.** (2), **Alex Rodriguez** (2) and **Ozzie Smith** (2)...became the fifth Yankees outfielder to start at least five All-Star Games, joining **Mickey Mantle** (13), **Joe DiMaggio** (9), **Dave Winfield** (7) and **Roger Maris** (5)...was elected to the ASG in 2023 as a starter but did not play due to injury...was the fourth player in Yankees history to earn at least six fan elections, joining **Hal** of **Famer Derek Jeter** (9), **Hal** of **Famer Dave Winfield** (7) and **Alex Rodriguez** (6).
- ▶ **Holmes** was named to his second career All-Star team (also 2022)...with **Holmes'** All-Star selection, the Yankees have sent a reliever to 10 of the last 11 All-Star Games (since 2013) and 14 of the last 16 Midsummer Classics (since 2008).
- ▶ **Soto** was named to his fourth career All-Star team (also 2021-'23), earning his first career start in the Midsummer Classic.

WHAT AN HONOR: **RHP Marcus Stroman** was named the Yankees' nominee for the 2024 Roberto Clemente Award, his third career nomination (also 2017 and '23)...the Roberto Clemente Award is the annual recognition of a Major League player who best represents the game of baseball through extraordinary character, community involvement, philanthropy and positive contributions, both on and off the field...in 2019, he started the Height Doesn't Measure Heart Foundation (HDMH), a nonprofit with a mission to create valuable opportunities for children and young people, especially those from inner cities and underserved areas, to rise above their circumstances and pursue their dreams...in 2024, Stroman held a series of exclusive meet-and-greets with local youth and community organizations...prior to one game each homestand, Stroman met with the guests in the Yankee Stadium Press Conference Room and took part in Q&A sessions, while also sharing stories, health and fitness tips, and general life advice, emphasizing the importance of outstanding work ethic, mental health, and education...in addition, earlier in 2024, Marcus Stroman's HDMH Foundation, in collaboration with the educational platform Bold.org, announced the launch of the Marcus Stroman Scholarship, an initiative aimed to empower Bronx-based high school seniors by offering them a chance to pursue higher education without the burden of financial constraints...over a five-year span, 10 students will receive scholarships, with Stroman's foundation committing \$200,000 in addition to \$50,000 from Bold.org.

JUDGE'S RULING: **OF Aaron Judge** had the third-most popular jersey in Major League Baseball in 2024...the rankings are based on tallied sales from MLBShop.com of Nike player jerseys...**Judge** has been in the top-seven of most popular jerseys in each of the last eight seasons since 2017...has also been ranked in the top-four during seven of those seasons and the top-three in six of those seasons.

CENTRAL PERK: The Yankees went 24-7 vs. the AL Central, winning nine of their 10 series.

- ▶ Since 2022, the Yankees are 67-29 (.698) vs. the AL Central...are 78-33 in their last 111 games vs. the division (since 6/23/21) and 91-39 in their last 130 games (since 9/12/19-G1).
- ▶ Have won or split 34 of their last 42 series vs. the AL Central (going 33-8-1 since 9/10/19), 37 of their last 45 series (going 34-8-3 since 6/13/19) and 40 of their last 49 series (going 37-9-3 since 4/18/19).

CLASSIC THREADS: The Yankees altered their road uniform for the first time since 1973...inspired by the retro uniform worn in Iowa in 2021 (and the positive reviews of players who wore them), the team's 2024 road jersey was akin to the one worn from both 1918-26 and 1931-72 (road uniforms from 1927-30 displayed YANKEES across the chest)...changes included removing the dark blue and white trim on the sleeve cuffs and eliminating the white outlining around NEW YORK and the uniform number...the team continued its tradition of not including player names on either the home or road jersey.

WHAT A START: The Yankees went a Major League-best 49-21 (.700) in their first 70 games of the season (3/28-6/12)...were their second-best 70-game start in the last 26 years (since 1999) and marked the seventh time in franchise history the Yankees won at least 49 of their first 70 decisions (also 53-17 in 1928 and 1939, 52-18 in 2022, 51-19 in 1998, 50-20 in 1927 and 49-21 in 1932).

- ▶ Went a AL-best 52-27 (.658) in their first 79 games.
- ▶ Won each of their first five series of a season for the third time in franchise history (also won their first five series in 1926 and 2010)...won or split 19 of their first 22 series from 3/28-6/13 (going 17-3-2 in those series)...won at least 17 of their first 22 series of a season for just the third time in the last 85 years (since 1940) and for the sixth time in franchise history (also 1928, '32, '39, '98 and 2022).
- ▶ Went 10-2 in their first 12 games (3/28-4/9), marking just the fourth time in franchise history the Yankees went 10-2 in their first 12 decisions of a season (also 10-2 in 1922, '49, and 2003).
- ▶ Won their first five games of a season for just the fourth time in franchise history (7G in 1933, 6G in 1992 and 5G in 1988)...won their first five decisions for the fifth time in franchise history (also went 6-0-1 in their first seven games in 1927)...marked the first time in franchise history the Yankees won each of their first five games of a season on the road...also marked the second time in franchise history the Yankees won each of their first five road games of a season (also first five games in 1942).
- ▶ The Yankees completed a four-game sweep over the Astros to start the season...it marked the second time in franchise history the Yankees swept an opponent in a series of at least four games to start a season (also swept the Red Sox at home in four games to start the 1923 season)...the Yankees were the seventh team in the Modern Era (since 1900) to start a season sweeping an opponent on the road in a series of at least four games, joining the 2021 Houston Astros, 1994 Atlanta Braves, 1992 Texas Rangers, 1981 Oakland Athletics, 1906 Boston Beaneaters and 1903 Pittsburgh Pirates.

TEMPORARY MIC DROP: After announcing his retirement on 4/15 after 5,420 regular season Yankees games and 211 postseason Yankees games, legendary Yankees play-by-play radio voice John Sterling returned to the booth for the final six games of the regular season...he also joined longtime broadcast partner Suzyn Waldman during the postseason, calling all home and road games...was honored with a pregame press conference and on-field ceremony on 4/20 to celebrate his illustrious broadcasting career...on 10/1, was nominated as a finalist for the 2025 Ford C. Frick Award, presented annually for excellence in baseball broadcasting by the National Baseball Hall of Fame and Museum...joined the club during the 1989 season.



NOBODY BEATS THE RIZZ: INF Anthony Rizzo was named a finalist for ESPN's **Muhammad Ali Sports Humanitarian Award**...marked his second career nomination (also 2021)...the Muhammad Ali Sports Humanitarian Award is given to an athlete whose continuous, demonstrated leadership has created a measured positive impact on their community through sports...after being diagnosed with Hodgkin's lymphoma and beating cancer at just 18 years old, Anthony Rizzo created the **Anthony Rizzo Family Foundation (ARFF)** to provide critical dollars to support families battling pediatric cancer...ARFF provides resources to organizations that offer comfort and care to children and their families as they cope with cancer as well as providing direct monetary grants to pay everyday household expenses...since its inception in 2012, ARFF has raised and donated more than \$20 million to institutions that align with ARFF's mission.

OPENING DAY NOD: LHP Nestor Cortes made his first career Opening Day start on 3/28 at Houston and did not record a decision (5.0IP, 5H, 4R/ER, 2BB, 5K, 1HR)...became the second Cuban-born pitcher in Yankees history to start on Opening Day, joining Orlando Hernández (2000)...was the 15th Cuban-born pitcher to start on Opening Day in Major League history.

- ▶ Was the 59th different pitcher to start on Opening Day for the Yankees...was the 17th left-handed pitcher to start for the Yankees on Opening Day and the first since CC Sabathia (2009-14).
- ▶ Was the fifth foreign-born pitcher to start for the Yankees on Opening Day, joining Masahiro Tanaka (Japan; 2015-17, '19), Luis Severino (Dominican Republic; 2018), Chien-Ming Wang (Taiwan; 2008) and Orlando Hernández (Cuba; 2000).
- ▶ Was the fifth Yankees pitcher that was drafted and signed by the club to start on Opening Day...joined Andy Pettitte (1998), Ron Guidry (1978-80, '82-84, '86), Doc Medich (1975) and Stan Bahnsen (1971).

SPRING FLING: The Yankees went 14-16-2 in Grapefruit League games in 2024 (also went 0-2 in two-game series in Mexico City against the Diablos Rojos)...**Yankees hitters** ranked second in the Grapefruit League in walks (131), third in on-base percentage (.348) and stolen bases (31), and fourth in runs scored (159), RBI (148) and doubles (56).

SPRING FLING—continued

▶ **OF Spencer Jones** was named the winner of the 2024 James P. Dawson Award, presented annually to the top rookie in spring training as voted on by Yankees beat writers...batted .444/.583/.722 (8-for-18) with 7R, 2 doubles, 1HR, 4RBI and 5BB in 13 spring games.

HOW THEY WERE BUILT: Of the 26 players on the Yankees' 2024 Opening Day active roster, nine were signed as free agents (Burdí, Cortes*, Hamilton, Judge*, Loáisiga, Rizzo, Rodón, Stroman and Weaver), 12 were acquired by trade (Beeter, Berti, Ferguson, Gil, González, Grisham, Holmes, Soto, Stanton, Torres, Trevino and Verdugo), five were originally drafted and signed by the Yankees (Cortes*, Judge*, Schmidt, Volpe and Wells), one was signed as a non-drafted free agent (Cabrera) and one was claimed off waivers (Jones).

- ▶ Of the 26 players on the Yankees' 2024 Opening Day active roster, 15 were not on the club's 2023 Opening Day active roster — P (9): Beeter, Burdí, Ferguson, Gil, González, Hamilton, Rodón, Stroman and Weaver; C (1): Wells; INF (1): Berti; OF (3): Grisham, Soto and Verdugo; INF/OF (1): Jones.
- ▶ The Yankees' Opening Day active roster included players from Cuba, the Dominican Republic, México, Nicaragua, the United States and Venezuela.
- ▶ Beeter, Gil, Hamilton, Jones and Wells made their first career Opening Day active roster...Beeter, Gil and Wells were the only rookies on the Opening Day roster.

¡VAMOS A MÉXICO! The Yankees played a two-game exhibition series against the Diablos Rojos del México from 4/24-25...marked their first trip to the country in over 56 years...in March 1968, the club traveled south of the border for four exhibition games over a four-day span, winning three-of-four matchups against the Diablos Rojos (March 18 and 20) and Tigres de México (March 19 and 21)...highlighting the historic trip was future Hall of Famer Mickey Mantle, who would eventually retire at the conclusion of the 1968 season.

- ▶ Three Yankees that made the trip were natives of México: **LHP Víctor González** (Tuxpan), **RHP Luis Serna** (San Luis Río Colorado) and **INF Jared Serna** (Guaymas)...additionally, **INF Jose Rojas** and **C Jose Trevino** each have familial ties from México.

2024 MLB Award Winners

AL Most Valuable Player

- **OF Aaron Judge**

AL Rookie of the Year

- **RHP Luis Gil**

AL Silver Slugger Award

- **OF Aaron Judge** (OF)
- **OF Juan Soto** (OF)

AL Silver Slugger Offensive Team of the Year

- **New York Yankees**

AL Hank Aaron Award

- **OF Aaron Judge**

All-MLB Team:

- **OF Aaron Judge** (first team)
- **OF Juan Soto** (first team)

ALCS Most Valuable Player

- **DH/OF Giancarlo Stanton**

AL Player of the Month (3)

- **Aaron Judge** (May): 28G, .361/.479/.918 (35-for-97), 28R, 12 doubles, 14HR, 27RBI, 22BB, 15B
- **Aaron Judge** (June): 25G, .409/.514/.864 (36-for-88), 25R, 5 doubles, 1 triple, 11HR, 37RBI, 16BB, 35B
- **Aaron Judge** (August): 26G, .389/.530/.856 (35-for-90), 21R, 6 doubles, 12HR, 24RBI, 25BB, 25B

AL Pitcher of the Month (1)

- **Luis Gil** (May): 6GS, 6-0, 0.70 ERA, 38.2IP, 14H, 3ER, 12BB, 44K, 2HR

AL Rookie of the Month (1)

- **Luis Gil** (May): 6GS, 6-0, 0.70 ERA, 38.2IP, 14H, 3ER, 12BB, 44K, 2HR

AL Player of the Week (6)

- **Juan Soto** (3/28-31): 4G, .529/.600/.765 (9-for-17), 2R, 1 double, 1HR, 4RBI, 3BB
- **Anthony Rizzo** (4/22-28): 7G, .407/.429/.926 (11-for-27), 8R, 2 doubles, 4HR, 7RBI, 1BB
- **Aaron Judge** (5/13-19): 6G, .500/.630/1.200 (10-for-20), 7R, 5 doubles, 3HR, 5RBI, 7BB
- **Juan Soto** (5/27-6/2): 6G, .435/.500/1.000 (10-for-23), 7R, 2 triples, 3HR, 9RBI, 4BB, 15F
- **Aaron Judge** (6/3-9): 6G, .500/.630/1.200 (10-for-20), 8R, 3 doubles, 1 triple, 3HR, 12RBI, 7BB, 15B
- **Aaron Judge** (8/19-25): 6G, .381/.519/1.429 (8-for-21), 8R, 1 double, 7HR, 11RBI, 4BB, 2HP



2024 Major League Standings

AMERICAN LEAGUE

East	W	L	Pct	GB	Home	Road	East	Cent	West	NL	RS	RA	Diff
x-New York Yankees	94	68	.580	-	44-37	50-31	26-26	24-7	21-12	23-23	815	668	+147
y-Baltimore Orioles	91	71	.562	3.0	44-37	47-34	32-20	21-11	18-14	20-26	786	699	+87
Boston Red Sox	81	81	.500	13.0	38-43	43-38	25-27	16-17	19-12	21-25	751	747	+4
Tampa Bay Rays	80	82	.494	14.0	42-39	38-43	26-26	14-18	14-18	26-20	604	663	-59
Toronto Blue Jays	74	88	.457	20.0	39-42	35-46	21-31	13-19	20-12	20-26	671	743	-72
Central	W	L	Pct	GB	Home	Road	East	Cent	West	NL	RS	RA	Diff
x-Cleveland Guardians	92	69	.571	-	50-30	42-39	18-15	30-22	20-10	24-22	708	621	+87
y-Kansas City Royals	86	76	.531	6.5	45-36	41-40	14-18	33-19	16-16	23-23	735	644	+91
y-Detroit Tigers	86	76	.531	6.5	43-38	43-38	20-12	28-24	16-16	22-24	682	642	+40
Minnesota Twins	82	80	.506	10.5	43-38	39-42	10-21	29-23	25-8	18-28	742	735	+7
Chicago White Sox	41	121	.253	51.5	23-58	18-63	10-22	10-42	10-22	11-35	507	813	-306
West	W	L	Pct	GB	Home	Road	East	Cent	West	NL	RS	RA	Diff
x-Houston Astros	88	73	.547	-	46-35	42-38	19-14	18-12	29-23	22-24	740	649	+91
Seattle Mariners	85	77	.525	3.5	49-32	36-45	13-19	14-18	32-20	26-20	676	607	+69
Texas Rangers	78	84	.481	10.5	44-37	34-47	14-17	20-13	25-27	19-27	683	738	-55
Oakland Athletics	69	93	.426	19.5	38-43	31-50	12-20	10-22	23-29	24-22	643	764	-121
Los Angeles Angels	63	99	.389	25.5	32-49	31-50	10-22	10-22	21-31	22-24	635	797	-162

NATIONAL LEAGUE

East	W	L	Pct	GB	Home	Road	East	Cent	West	AL	RS	RA	Diff
x-Philadelphia Phillies	95	67	.586	-	54-27	41-40	29-23	18-14	22-10	26-20	784	671	+113
y-Atlanta Braves	89	73	.549	6.0	46-35	43-38	28-24	13-17	17-17	31-15	704	607	+97
y-New York Mets	89	73	.549	6.0	46-35	43-38	30-22	18-14	17-15	24-22	768	697	+71
Washington Nationals	71	91	.438	24.0	38-43	33-48	25-27	15-18	10-21	21-25	660	764	-104
Miami Marlins	62	100	.383	33.0	30-51	32-49	18-34	12-21	13-18	19-27	637	841	-204
Central	W	L	Pct	GB	Home	Road	East	Cent	West	AL	RS	RA	Diff
x-Milwaukee Brewers	93	69	.574	-	47-34	46-35	15-15	32-20	15-19	31-15	777	641	+136
St. Louis Cardinals	83	79	.512	10.0	44-37	39-42	15-16	26-26	18-15	24-22	672	719	-47
Chicago Cubs	83	79	.512	10.0	44-37	39-42	17-16	23-29	16-15	27-19	736	669	+67
Cincinnati Reds	77	85	.475	16.0	39-42	38-43	17-15	24-28	15-17	21-25	699	694	+5
Pittsburgh Pirates	76	86	.469	17.0	39-42	37-44	20-14	25-27	10-20	21-25	665	739	-74
West	W	L	Pct	GB	Home	Road	East	Cent	West	AL	RS	RA	Diff
x-Los Angeles Dodgers	98	64	.605	-	52-29	46-35	19-12	18-15	31-21	30-16	842	686	+156
y-San Diego Padres	93	69	.574	5.0	45-36	48-33	17-15	22-10	27-25	27-19	760	669	+91
Arizona Diamondbacks	89	73	.549	9.0	44-37	45-36	18-15	19-12	28-24	24-22	886	788	+98
San Francisco Giants	80	82	.494	18.0	42-39	38-43	16-17	15-16	26-26	23-23	693	699	-6
Colorado Rockies	61	101	.377	37.0	37-44	24-57	11-20	12-21	18-34	20-26	682	929	-247

KEY: x - Division winner, y - Clinched playoff spot

2024 Yankees vs. Opponents

AL East	Home	Road	Total	AL Central	Home	Road	Total	AL West	Home	Road	Total
vs. Baltimore	2-4	3-4	5-8	vs. Chicago	3-0	2-1	5-1	vs. Houston	2-1	4-0	6-1
vs. Boston	4-3	3-3	7-6	vs. Cleveland	2-1	2-1	4-2	vs. Los Angeles	1-2	2-1	3-3
vs. Yankees	--	--	--	vs. Detroit	3-0	1-2	4-2	vs. Oakland	2-2	3-0	5-2
vs. Tampa Bay	4-3	3-3	7-6	vs. Kansas City	2-1	3-1	5-2	vs. Seattle	2-2	2-1	4-3
vs. Toronto	4-2	3-4	7-6	vs. Minnesota	3-0	3-0	6-0	vs. Texas	2-1	1-2	3-3
Totals	14-12	12-14	26-26	Totals	13-2	11-5	24-7	Totals	9-8	12-4	21-12
NL East	Home	Road	Total	NL Central	Home	Road	Total	NL West	Home	Road	Total
vs. Atlanta	1-2	--	1-2	vs. Chicago	--	2-1	2-1	vs. Arizona	--	2-1	2-1
vs. Miami	2-1	--	2-1	vs. Cincinnati	0-3	--	0-3	vs. Colorado	2-1	--	2-1
vs. New York	0-2	0-2	0-4	vs. Milwaukee	--	2-1	2-1	vs. Los Angeles	1-2	--	1-2
vs. Philadelphia	--	3-0	3-0	vs. Pittsburgh	1-2	--	1-2	vs. San Diego	--	2-1	2-1
vs. Washington	--	1-2	1-2	vs. St. Louis	1-2	--	1-2	vs. San Francisco	--	3-0	3-0
Totals	3-5	4-4	7-9	Totals	2-7	4-2	6-9	Totals	3-3	7-2	10-5

MLB	Home	Road	Total
vs. AL	36-22	35-23	71-45
vs. NL	8-15	15-8	23-23
2024 Totals	44-37	50-31	94-68



2024 Highs and Lows

CLUB GENERAL

Longest Winning Streak	8 (5/29-6/6)
Longest Winning Streak, Home / Road	5, 2x (last: 5/22-6/6) / 8 (5/29-6/12)
Longest Losing Streak	4, 2x (last: 7/2-5)
Longest Losing Streak, Home / Road	5 (6/23-7/5) / 5 (6/15-27)
Longest Game, Time, 9 inn. / All Games	3:21, 3x (last: 9/1 vs. STL) / 4:05 (8/20 vs. CLE, 12 inn.)
Longest Game, Innings	12 inn., 2x (last: 8/20 vs. CLE)
Shortest Game, Time, 9 Inn. / All Games	2:01 (4/8 vs. MIA) / Same
Largest Margin of Victory	12 (4/27 at MIL)
Largest Margin of Defeat	12 (6/20 vs. BAL)
Largest Deficit Overcome in a Win	4, 2x (last: 9/13 vs. BOS)
Highest Paid Attendance, Home / Road	48,760 (7/24 vs. NYM) / 45,731 (5/26 at SD)

TEAM BATTING

Most Runs, Game / Inning	16 (6/28 at TOR) / 7, 3x (last: 7/6 vs. BOS, 5th inn.)
Most Hits, 9 inn. / All Games	19 (4/27 at MIL) / Same
Most Home Runs, All Games	6 (7/29 at PHI)
Shut Out	8 (last: 9/10 vs. KC)
Fewest Hits, All Games	3, 6x (last: 9/18 at SEA)
Most Strikeouts, 9 inn. / All Games	14, 5x (last: 9/26 vs. BAL) / 15 (9/18 at SEA)
Hitting Streak, 2024 Season / Current	Volpe (21G, 5/7-29) / Soto (5G, 9/24-pres.)
Walk-off Wins	4 (9/12 vs. BOS, 9/11 vs. KC, 8/4 vs. TOR, 5/3 vs. DET)

TEAM PITCHING

Most Runs Allowed, Game / Inning	17 (6/20 vs. BAL) / 6, 6x (last: 8/20 vs. CLE, 12th inn.)
Most Hits Allowed, 9 inn. / All Games	21 (9/1 vs. STL) / Same
Fewest Hits Allowed, Game	1, 2x (last: 9/6 at CHC)
Most Strikeouts, 9 inn. / All Games	16 (5/18 vs. CWS) / Same
Shutouts	14 (last: 9/21 at OAK)
Complete Games	None
Walk-Off Losses	6 (last: 9/3 at TEX)

2024 INDIVIDUAL

BATTING: Runs- 3, 15x (last: Soto/Torres, 9/17 at SEA); Hits- 4, 7x (last: Judge, 7/27 at BOS); Doubles- 3 (Judge, 5/15 at MIN); Triples- 1, 15x (last: Wells, 7/29 at PHI); HR- 3, 2x (last: Soto, 8/13 at CWS); RBI- 7 (Rice, 7/6 vs. BOS); BB- 4, 2x (last: Judge, 7/23 vs. NYM).

PITCHING: IP in Start- 9.0 (Cole, 9/20 at OAK); IP in Relief- 4.2 (Gómez, 6/21 vs. ATL); Hits- 11 (Rodón, 6/21 vs. ATL); Runs- 8, 3x (last: Warren, 8/7-G2 vs. LAA); ER- 8, 2x (last: Warren, 8/7-G2 vs. LAA); BB- 7 (Gil, 4/15 at TOR); K- 14 (Gil, 5/18 vs. CWS); HR- 4, 2x (last: Gil, 9/28 vs. PIT); Pitches- 110 (Rodón, 8/10-G1 vs. TEX).

FIELDING: Errors- 2, 3x (Rizzo, 4/14 at CLE; Chisholm Jr., 8/25 vs. COL; Chisholm Jr., 8/26 at WAS).

Players Used

The Yankees used 54 players in 2024 (P-31, C-3, INF-8, OF-8, C/INF-1, INF/OF-3)...had five players make their Major League debuts (italicized and asterisked below)...a total of 29 players made their Yankees debuts (MLB debuts, plus Andrews, Berti, Bickford, Burdi, Chisholm Jr., Cousins, Davis, De los Santos, Ellis, Ferguson, González, Grisham, Hill, Jones, Leiter Jr., Mayza, Poteet, Santana, Smith, Soto, Stroman, Tonkin, Trammell, Verdugo).

CATCHERS (3)

**Carlos Narváez*
Jose Trevino
Austin Wells

INFELDERS (8)

Jon Berti
J.D. Davis
DJ LeMahieu
Oswald Peraza
Anthony Rizzo
Kevin Smith
Gleyber Torres
Anthony Volpe

OUTFIELDERS (8)

Jasson Domínguez
Duke Ellis
Trent Grisham
Aaron Judge
Juan Soto
Giancarlo Stanton
Taylor Trammell
Alex Verdugo

INF/OF (3)

Oswaldo Cabrera
Jazz Chisholm Jr.
Jahmai Jones

C/INF (1)

**Ben Rice*

LHPs (9)

Clayton Andrews
Nestor Cortes
Caleb Ferguson
Victor González
Tim Hill
**Josh Maciejewski*
Tim Mayza
Anthony Misiewicz
Carlos Rodón

RHPs (22)

**Clayton Beeter*
Phil Bickford
Nick Burdi
Gerrit Cole
Jake Cousins
Enyel de los Santos
Scott Effross
Luis Gil
Yoendrys Gómez
Ian Hamilton
Clay Holmes

Tommy Kahnle
Mark Leiter Jr.
Jonathan Loáisiga
Ron Marinaccio
Cody Poteet
Dennis Santana
Clarke Schmidt
Marcus Stroman
Michael Tonkin
**Will Warren*
Luke Weaver

*Italics indicates rookie status/ * Indicates made Major League debut.*



Opening Day Lineup and Roster

Of the 26 players on the Yankees' 2024 Opening Day active roster, 15 were not on the club's 2023 Opening Day 26-man roster — **P (9):** Beeter, Burdi, Ferguson, Gil, González, Hamilton, Rodón, Stroman, Weaver; **C (1):** Wells; **INF (2):** Berti, Jones; **OF (3):** Grisham, Soto, Verdugo.

2024 Lineup: March 28 at Houston, 5-4 win: 1. Torres-2B, 2. Soto-RF, 3. Judge-CF, 4. Stanton-DH, 5. Rizzo-1B, 6. Volpe-SS, 7. Verdugo-LF, 8. Trevino-C, 9. Cabrera-3B and Cortes-SP

2023 Lineup: March 30 vs. San Francisco, 5-0 win: 1. LeMahieu-2B, 2. Judge-CF, 3. Rizzo-1B, 4. Stanton-RF, 5. Donaldson-3B, 6. Torres-DH, 7. Cabrera-LF, 8. Trevino-C, 9. Volpe-SS and Cole-SP

2024 Opening Day Roster: P (13): RHP Clayton Beeter, RHP Nick Burdi, LHP Nestor Cortes, LHP Caleb Ferguson, RHP Luis Gil, LHP Victor González, RHP Ian Hamilton, RHP Clay Holmes, RHP Jonathan Loáisiga, LHP Carlos Rodón, RHP Clarke Schmidt, RHP Marcus Stroman, RHP Luke Weaver; **C (2):** Jose Trevino, Austin Wells; **INF (4):** Jon Berti, Anthony Rizzo, Gleyber Torres, Anthony Volpe; **OF (5):** Trent Grisham, Aaron Judge, Juan Soto, Giancarlo Stanton, Alex Verdugo; **INF/OF (2):** Oswaldo Cabrera, Jahmai Jones.

Injured List (8): RHP Gerrit Cole (right elbow inflammation), Jasson Domínguez ("Tommy John" reconstruction surgery recovery), RHP Scott Effross (low back surgery recovery), RHP Tommy Kahnle (right shoulder inflammation), INF DJ LeMahieu (right foot contusion), RHP McKinley Moore (right knee bursitis), INF Oswald Peraza (right shoulder strain), RHP Lou Trivino (right elbow surgery recovery).

Yankees on the Injured List

In 2024: 23 players made a total of 27 appearances on the injured list.
(In 2023: 28 players made a total of 38 appearances on the injured list.)

PLAYER	INJURY	ON I.L.	OFF I.L.	TYPE	GMS LOST
RHP McKinley Moore	Right knee bursitis	3/25	4/13 (G2)	15-day	14
INF Jon Berti	Left groin strain	4/11	5/4	10-day	21
RHP Nick Burdi	Right hip inflammation	4/17	5/10	15-day	21
INF Oswald Peraza	Right shoulder strain	3/25	5/19	10-day	48
RHP Tommy Kahnle	Right shoulder inflammation	3/25	5/22	15-day	50
INF DJ LeMahieu	Right foot contusion	3/25	5/28	60-day	55
RHP Ian Hamilton	COVID-19	5/19	5/28	COVID-19	8
OF Jasson Domínguez	"Tommy John" reconstruction surgery recovery	2/14	6/12	60-day	69
RHP Gerrit Cole	Right elbow inflammation	3/28	6/19	60-day	75
RHP Scott Effross	Low back surgery recovery	2/14	7/14	60-day	98
INF J.D. Davis	Stomach flu	7/9	7/19	10-day	6
DH/OF Giancarlo Stanton	Left hamstring strain	6/23	7/29	10-day	28
RHP Nick Burdi	Right hip inflammation	5/24	8/1	60-day	58
C Jose Trevino	Left quad strain	7/13	8/15	10-day	26
INF/OF Jazz Chisholm Jr.	Left elbow sprain	8/13	8/23	10-day	8
INF Anthony Rizzo	Right forearm fracture	6/17	9/1	60-day	62
RHP Luis Gil	Lower back strain	8/21	9/5	15-day	14
RHP Ian Hamilton	Right lat strain	6/17	9/7	60-day	67
RHP Clarke Schmidt	Right lat strain	5/27	9/7	60-day	86
INF Jon Berti	Left calf strain	5/25	9/9	60-day	90
RHP Cody Poteet	Right triceps strain	6/15	9/20	60-day	81
RHP Lou Trivino	Right elbow surgery recovery	2/16	—	60-day	162
RHP JT Brubaker	Right elbow surgery recovery	2/19	—	60-day	162
RHP Jonathan Loáisiga	Right flexor strain	4/5	—	60-day	155
INF DJ LeMahieu	Right hip impingement	9/6	—	10-day	22
RHP Jake Cousins	Right pec strain	9/20	—	15-day	9
LHP Nestor Cortes	Left elbow flexor strain	9/22	—	15-day	7

2024 Ejections

Manager (6x)	Date/Opp. (Umpire)
Aaron Boone	8/4 vs. TOR (Gibson)
	7/21 vs. TB (Ed. Jiménez)
	6/22 vs. ATL (Thomas)
	5/29 at LAA (Carapazza)
	4/22 vs. OAK (Wendelstedt)
	4/10 vs. MIA (Bacon)

Coaches (3x)	Date/Opp. (Umpire)
James Rowson	8/4 vs. TOR (Gibson)
Matt Blake	7/11 at TB (Moscoso)
James Rowson	5/2 at BAL (Iassogna)
Players (1x)	Date/Opp. (Umpire)
Aaron Judge	5/4 vs. DET (Blakney)



2024 Day-by-Day

Gm	Date	Opponent	W/L	Score	Winning Pitcher	Losing Pitcher	Save	Rec.	Pos.	GA/GB	Att.
1	3/28	at Houston	W	5-4	Loáisiga (1-0)	Pressly (0-1)	Holmes (1)	1-0	T-1st	0.0	42,642
2	3/29	at Houston	W	7-1	Weaver (1-0)	Scott (0-1)	-	2-0	1st	0.5	41,583
3	3/30	at Houston	W	5-3	Stroman (1-0)	Abreu (0-1)	Holmes (2)	3-0	1st	0.5	41,247
4	3/31	at Houston	W	4-3	Burdi (1-0)	Hader (0-1)	Holmes (3)	4-0	1st	1.5	36,908
5	4/1	at Arizona	W	5-2	Weaver (2-0)	Nelson (0-1)	González (1)	5-0	1st	1.5	38,608
6	4/2	at Arizona	L	0-7	Gallen (2-0)	Cortes (0-1)	-	5-1	1st	1.0	39,863
7	4/3	at Arizona	W	6-5 (11)	Holmes (1-0)	McGough (0-1)	Ferguson (1)	6-1	1st	1.0	35,038
8	4/4	OFF DAY							1st	1.0	
8	4/5	vs. Toronto	L	0-3	García (1-0)	Ferguson (0-1)	Green (1)	6-2	T-1st	0.0	47,812*#1
9	4/6	vs. Toronto	W	9-8	Weaver (3-0)	Gausman (0-1)	Holmes (4)	7-2	1st	1.0	42,250
10	4/7	vs. Toronto	W	8-3	Cousins (1-0)	Francis (0-2)	Santana (1)	8-2	1st	1.0	40,569
11	4/8	vs. Miami	W	7-0	Cortes (1-1)	Luzardo (0-2)	-	9-2	1st	1.5	31,071
12	4/9	vs. Miami	W	3-2	Rodón (1-0)	Puk (0-3)	Holmes (5)	10-2	1st	2.5	37,680
13	4/10	vs. Miami	L	2-5	Weathers (1-1)	Stroman (1-1)	Scott (1)	10-3	1st	2.0	36,295
14	4/11	OFF DAY							1st	1.5	
14	4/12	at Cleveland			Postponed (Rain)				1st	2.0	
14	4/13 (G1)	at Cleveland	W	3-2	Schmidt (1-0)	Carrasco (0-1)	Holmes (6)	11-3	1st	2.5	17,089
15	4/13 (G2)	at Cleveland	W	8-2	Poteet (1-0)	McKenzie (1-2)	-	12-3	1st	3.5	31,066
16	4/14	at Cleveland	L	7-8 (10)	Beede (1-0)	Ferguson (0-2)	-	12-4	1st	2.5	28,119
17	4/15	at Toronto	L	1-3	Basitt (2-2)	Gil (0-1)	García (2)	12-5	1st	1.5	30,962
18	4/16	at Toronto	L	4-5	Kikuchi (1-1)	Rodón (1-1)	Romano (1)	12-6	1st	0.5	31,175
19	4/17	at Toronto	W	6-4	González (1-0)	Swanson (0-1)	Holmes (7)	13-6	1st	0.5	30,233
20	4/18	OFF DAY							1st	0.5	
20	4/19	vs. Tampa Bay	W	5-3	Santana (1-0)	Devenski (0-1)	Holmes (8)	14-6	1st	1.5	36,055
21	4/20	vs. Tampa Bay	L	0-2 (10)	Adam (1-0)	Ferguson (0-3)	Cleavinger (1)	14-7	1st	0.5	47,629*#2
22	4/21	vs. Tampa Bay	W	5-4	Gil (1-1)	Civale (2-2)	González (2)	15-7	1st	0.5	40,022
23	4/22	vs. Oakland	L	0-2	Erceg (1-1)	González (1-1)	Miller (5)	15-8	2nd	-0.5	30,366
24	4/23	vs. Oakland	W	4-3	Stroman (2-1)	Blackburn (2-1)	Holmes (9)	16-8	1st	0.5	30,060
25	4/24	vs. Oakland	W	7-3	Schmidt (2-0)	Boyle (1-4)	-	17-8	1st	0.5	31,179
26	4/25	vs. Oakland	L	1-3	Wood (1-2)	Cortes (1-2)	Miller (6)	17-9	T-1st	0.0	40,141
27	4/26	at Milwaukee	L	6-7 (11)	Koenig (2-0)	Tonkin (1-3)	-	17-10	T-1st	0.0	32,314
28	4/27	at Milwaukee	W	15-3	Rodón (2-1)	Ross (1-3)	-	18-10	T-1st	0.0	41,620
29	4/28	at Milwaukee	W	15-5	Marinaccio (1-0)	Uribe (2-2)	-	19-10	1st	1.0	35,295
30	4/29	at Baltimore	L	0-2	Rodríguez (4-1)	Schmidt (2-1)	Coulombe (1)	19-11	T-1st	0.0	23,184
31	4/30	at Baltimore	L	2-4	Kremer (2-2)	Cortes (1-3)	Webb (1)	19-12	2nd	-1.0	21,949
32	5/1	at Baltimore	W	2-0	Gil (2-1)	Burnes (3-1)	Holmes (10)	20-12	T-1st	0.0	24,180
33	5/2	at Baltimore	L	2-7	Akin (1-0)	Rodón (2-2)	-	20-13	2nd	-1.0	27,299
34	5/3	vs. Detroit	W	2-1	Santana (2-0)	Foley (2-1)	-	21-13	2nd	-1.0	37,386
35	5/4	vs. Detroit	W	5-3	Schmidt (3-1)	Mize (1-1)	Holmes (11)	22-13	2nd	-1.0	45,017
36	5/5	vs. Detroit	W	5-2 (8)	González (2-1)	Miller (3-4)	Santana (2)	23-13	2nd	-1.0	35,119
37	5/6	OFF DAY							2nd	-1.0	
37	5/7	vs. Houston	W	10-3	Gil (3-1)	Verlander (1-1)	-	24-13	T-1st	0.0	37,126
38	5/8	vs. Houston	W	9-4	Rodón (3-2)	Arrighetti (0-4)	-	25-13	T-1st	0.0	37,660
39	5/9	vs. Houston	L	3-4	Blanco (4-0)	Stroman (2-2)	Hader (4)	25-14	2nd	-0.5	38,095
40	5/10	at Tampa Bay	W	2-0	Schmidt (4-1)	Bradley (0-1)	Holmes (12)	26-14	2nd	-0.5	18,041
41	5/11	at Tampa Bay	L	2-7	Littell (2-2)	Cortes (1-4)	-	26-15	2nd	-1.5	21,308
42	5/12	at Tampa Bay	W	10-6	Gil (4-1)	Alexander (1-2)	-	27-15	2nd	-0.5	20,694
43	5/13	OFF DAY							T-1st	0.0	
43	5/14	at Minnesota	W	5-1	Rodón (4-2)	Paddack (4-2)	-	28-15	1st	0.5	23,805
44	5/15	at Minnesota	W	4-0	Stroman (3-2)	López (4-3)	-	29-15	1st	0.5	22,235
45	5/16	at Minnesota	W	5-0	Schmidt (5-1)	Ryan (2-3)	-	30-15	1st	1.0	31,569
46	5/17	vs. Chicago-AL	W	4-2	Cortes (2-4)	Clevinger (0-2)	Holmes (13)	31-15	1st	1.0	46,025*#3
47	5/18	vs. Chicago-AL	W	6-1	Gil (5-1)	Keller (0-2)	-	32-15	1st	2.0	43,194
48	5/19	vs. Chicago-AL	W	7-2	Rodón (5-2)	Flexen (2-4)	-	33-15	1st	2.0	41,041
49	5/20	vs. Seattle	L	4-5	Bazardo (1-0)	Holmes (1-1)	Muñoz (9)	33-16	1st	2.0	37,590
50	5/21	vs. Seattle	L	3-6	Woo (2-0)	Schmidt (5-2)	Muñoz (10)	33-17	1st	2.0	37,257
51	5/22	vs. Seattle	W	7-3	Cortes (3-4)	Miller (3-5)	-	34-17	1st	3.0	40,224
52	5/23	vs. Seattle	W	5-0	Gil (6-1)	Castillo (4-6)	Holmes (14)	35-17	1st	3.0	43,121
53	5/24	at San Diego	W	8-0	Rodón (6-2)	Darvish (4-2)	-	36-17	1st	3.0	43,505
54	5/25	at San Diego	W	4-1	Stroman (4-2)	Cease (5-4)	Holmes (15)	37-17	1st	3.0	44,845
55	5/26	at San Diego	L	2-5	Estrada (2-0)	Schmidt (5-3)	Suarez (15)	37-18	1st	2.0	45,731
56	5/27	OFF DAY							1st	1.5	
56	5/28	at Los Angeles-AL	L	3-4	Moore (1-1)	Weaver (3-1)	Estévez (8)	37-19	1st	1.5	34,894
57	5/29	at Los Angeles-AL	W	2-1	Gil (7-1)	Anderson (5-5)	Holmes (16)	38-19	1st	1.5	34,313
58	5/30	at Los Angeles-AL	W	8-3	Rodón (7-2)	Sandoval (2-8)	-	39-19	1st	2.0	36,312
59	5/31	at San Francisco	W	6-2	Stroman (5-2)	Hicks (4-2)	-	40-19	1st	2.0	35,018
60	6/1	at San Francisco	W	7-3	Poteet (2-0)	Webb (4-5)	-	41-19	1st	2.0	34,487
61	6/2	at San Francisco	W	7-5	Tonkin (2-3)	Doval (2-1)	Holmes (17)	42-19	1st	3.0	39,485

KEY: **Bold** = Complete Game / * = Sellout (Home Sellout Number)



Gm	Date	Opponent	W/L	Score	Winning Pitcher	Losing Pitcher	Save	Rec.	Pos.	GA/GB	Att.
	6/3	OFF DAY							1st	2.5	
62	6/4	vs. Minnesota	W	5-1	Gil (8-1)	Ober (5-4)	-	43-19	1st	2.5	37,139
63	6/5	vs. Minnesota	W	9-5	Rodón (8-2)	Paddock (4-3)	-	44-19	1st	3.5	43,202
64	6/6	vs. Minnesota	W	8-5	Weaver (4-1)	López (5-6)	Holmes (18)	45-19	1st	4.5	41,380
65	6/7	vs. Los Angeles-NL	L	1-2 (11)	Grove (4-2)	Hamilton (0-1)	Ramírez (1)	45-20	1st	3.5	48,048* (#4)
66	6/8	vs. Los Angeles-NL	L	3-11	Stone (7-2)	Cortes (3-5)	-	45-21	1st	2.5	48,374* (#5)
67	6/9	vs. Los Angeles-NL	W	6-4	Ferguson (1-3)	Glasnow (6-5)	Holmes (19)	46-21	1st	2.5	48,023* (#6)
68	6/10	at Kansas City	W	4-2	Rodón (9-2)	Lugo (9-2)	Tonkin (1)	47-21	1st	2.5	24,038
69	6/11	at Kansas City	W	10-1	Stroman (6-2)	Singer (4-3)	-	48-21	1st	2.5	22,437
70	6/12	at Kansas City	W	11-5	Poteet (3-0)	Altavilla (0-1)	-	49-21	1st	2.5	25,132
71	6/13	at Kansas City	L	3-4	McArthur (3-3)	Holmes (1-2)	-	49-22	1st	2.5	21,875
72	6/14	at Boston	W	8-1	Gil (9-1)	Bello (6-4)	-	50-22	1st	3.5	35,024
73	6/15	at Boston	L	4-8	Slaten (4-2)	Rodón (9-3)	Jansen (11)	50-23	1st	2.5	36,673
74	6/16	at Boston	L	3-9	Crawford (3-6)	Stroman (6-3)	-	50-24	1st	1.5	36,718
	6/17	OFF DAY							1st	1.5	
75	6/18	vs. Baltimore	W	4-2	Cortes (4-5)	Suárez (3-1)	-	51-24	1st	2.5	47,429* (#7)
76	6/19	vs. Baltimore	L	6-7 (10)	Kimblrel (5-2)	Holmes (1-3)	Tate (1)	51-25	1st	1.5	47,155* (#8)
77	6/20	vs. Baltimore	L	5-17	Baker (1-0)	Gil (9-2)	-	51-26	1st	0.5	45,456
78	6/21	vs. Atlanta	L	1-8	Sale (10-2)	Rodón (9-4)	-	51-27	1st	0.5	45,226
79	6/22	vs. Atlanta	W	8-3	Stroman (7-3)	Morton (4-4)	-	52-27	1st	1.5	45,056
80	6/23	vs. Atlanta	L	1-3	Fried (7-3)	Cortes (4-6)	Iglesias (20)	52-28	1st	1.5	46,683* (#9)
	6/24	OFF DAY							1st	2.0	
81	6/25	at New York-NL	L	7-9	Núñez (1-0)	Cole (0-1)	-	52-29	1st	2.0	42,824
82	6/26	at New York-NL	L	2-12	Manaea (5-3)	Gil (9-3)	Houser (1)	52-30	1st	1.0	43,004
83	6/27	at Toronto	L	2-9	Berrios (7-6)	Rodón (9-5)	-	52-31	T-1st	0.0	36,423
84	6/28	at Toronto	W	16-5	Tonkin (3-3)	Kikuchi (4-8)	-	53-31	T-1st	0.0	34,791
85	6/29	at Toronto	L	3-9	Basitt (7-6)	Cortes (4-7)	-	53-32	2nd	-1.0	37,448
86	6/30	at Toronto	W	8-1	Cole (1-1)	Gausman (6-7)	-	54-32	T-1st	0.0	38,534
	7/1	OFF DAY							T-1st	0.0	
87	7/2	vs. Cincinnati	L	4-5	Ashcraft (5-4)	Gil (9-4)	Díaz (18)	54-33	2nd	-1.0	41,219
88	7/3	vs. Cincinnati	L	2-3	Abbott (8-6)	Rodón (9-6)	Díaz (19)	54-34	2nd	-2.0	47,646* (#10)
89	7/4	vs. Cincinnati	L	4-8	Montas (4-6)	Stroman (7-4)	-	54-35	2nd	-2.0	43,154
90	7/5	vs. Boston	L	3-5 (10)	Slaten (5-2)	Kahnle (0-1)	Jansen (17)	54-36	2nd	-3.0	47,158* (#11)
91	7/6	vs. Boston	W	14-4	Hill (2-0)	Bernardino (3-2)	-	55-36	2nd	-2.0	45,504
92	7/7	vs. Boston	L	0-3	Crawford (5-7)	Gil (9-5)	Jansen (18)	55-37	2nd	-3.0	45,250
	7/8	OFF DAY							2nd	-3.0	
93	7/9	at Tampa Bay	L	3-5	Pepiot (5-5)	Rodón (9-7)	Fairbanks (15)	55-38	2nd	-3.0	20,436
94	7/10	at Tampa Bay	W	2-1	Hill (3-0)	Efflin (5-6)	Holmes (20)	56-38	2nd	-2.0	19,246
95	7/11	at Tampa Bay	L	4-5	Kelly (3-1)	Cortes (4-8)	Fairbanks (16)	56-39	2nd	-2.0	23,438
96	7/12	at Baltimore	W	4-1	Cole (2-1)	Povich (1-4)	Holmes (21)	57-39	2nd	-1.0	39,566
97	7/13	at Baltimore	W	6-1	Gil (10-5)	Rodríguez (11-4)	-	58-39	T-1st	0.0	44,018
98	7/14	at Baltimore	L	5-6	Kimblrel (6-2)	Holmes (1-4)	-	58-40	2nd	-1.0	39,031
	7/15-7/18	94th All-Star Game on 7/16 at Globe Life Field									
99	7/19	vs. Tampa Bay	W	6-1	Cole (3-1)	Efflin (5-7)	-	59-40	2nd	-1.0	47,036* (#12)
100	7/20	vs. Tampa Bay	L	1-9	Bradley (5-4)	Cortes (4-9)	-	59-41	2nd	-2.0	43,173
101	7/21	vs. Tampa Bay	L	4-6	Cleavinger (6-2)	Stroman (7-5)	Fairbanks (18)	59-42	2nd	-2.0	45,178
102	7/22	vs. Tampa Bay	W	9-1	Rodón (10-7)	Littell (3-7)	-	60-42	2nd	-1.5	40,824
103	7/23	vs. New York-NL	L	2-3	Quintana (5-6)	Tonkin (3-4)	Diekman (4)	60-43	2nd	-1.5	47,453* (#13)
104	7/24	vs. New York-NL	L	3-12	Ottavino (2-2)	Cole (3-2)	-	60-44	2nd	-1.5	48,760* (#14)
	7/25	OFF DAY							2nd	-2.0	
105	7/26	at Boston	L	7-9	Horn (1-1)	Weaver (4-2)	Jansen (20)	60-45	2nd	-2.0	36,661
106	7/27	at Boston	W	11-8 (10)	Holmes (2-4)	Anderson (0-2)	-	61-45	2nd	-1.0	36,711
107	7/28	at Boston	W	8-2	Rodón (11-7)	Houck (8-7)	-	62-45	2nd	-1.0	36,410
108	7/29	at Philadelphia	W	14-4	Gil (11-5)	Wheeler (10-5)	-	63-45	2nd	-0.5	44,289
109	7/30	at Philadelphia	W	7-6 (12)	Tonkin (4-4)	Kerkering (2-2)	-	64-45	2nd	-0.5	44,502
110	7/31	at Philadelphia	W	6-5	Cortes (5-9)	Sánchez (7-7)	Holmes (22)	65-45	2nd	-0.5	44,543
	8/1	OFF DAY							T-1st	0.0	
111	8/2	vs. Toronto	L	5-8	Little (1-1)	Stroman (7-6)	Green (9)	65-46	T-1st	0.0	44,883
112	8/3	vs. Toronto	W	8-3	Rodón (12-7)	Berrios (9-9)	Holmes (23)	66-46	T-1st	0.0	40,218
113	8/4	vs. Toronto	W	4-3 (10)	Leiter Jr. (3-4)	Francis (4-3)	-	67-46	T-1st	0.0	44,237
	8/5	OFF DAY							T-1st	0.0	
	8/6	vs. Los Angeles-AL	Postponed (Rain)						1st	0.5	
114	8/7 (G1)	vs. Los Angeles-AL	W	5-2	Gil (12-5)	Daniel (1-3)	Holmes (24)	68-46	1st	1.0	
115	8/7 (G2)	vs. Los Angeles-AL	L	2-8	Strickland (3-1)	Warren (0-1)	-	68-47	T-1st	0.0	40,744
116	8/8	vs. Los Angeles-AL	L	4-9	Anderson (9-10)	Cortes (5-10)	-	68-48	T-1st	0.0	40,681
	8/9	vs. Texas	Postponed (Rain)						2nd	-0.5	
117/8/10 (G1)	vs. Texas	W	8-0	Rodón (13-7)	Eovaldi (8-6)	-	69-48	T-1st	0.0		
118/8/10 (G2)	vs. Texas	L	4-9	Bradford (4-0)	Weaver (4-3)	-	69-49	2nd	-1.0	41,996	
119	8/11	vs. Texas	W	8-7	Stroman (8-6)	Heaney (4-12)	Holmes (25)	70-49	T-1st	0.0	45,318
120	8/12	at Chicago-AL	L	2-12	Toussaint (1-2)	Gil (12-6)	-	70-50	2nd	-0.5	22,815
121	8/13	at Chicago-AL	W	4-1	Cortes (6-10)	Cannon (2-6)	Cousins (1)	71-50	1st	0.5	21,199
122	8/14	at Chicago-AL	W	10-2	Hill (4-0)	Leone (0-2)	Tonkin (2)	72-50	1st	0.5	22,675



Gm	Date	Opponent	W/L	Score	Winning Pitcher	Losing Pitcher	Save	Rec.	Pos.	GA/GB	Att.
8/15	OFF DAY										
123	8/16	at Detroit	W	3-0	Cole (4-2)	Brieske (1-3)	Holmes (26)	73-50	1st	1.0	36,244
124	8/17	at Detroit	L	0-4	Montero (4-5)	Rodón (13-8)	-	73-51	1st	1.0	38,110
125	8/18	at Detroit (LLC)	L	2-3 (10)	Brieske (2-3)	Leiter Jr. (3-5)	-	73-52	T-1st	0.0	2,532
8/19	OFF DAY										
126	8/20	vs. Cleveland	L	5-9 (12)	Herrin (5-0)	Mayza (0-2)	-	73-53	2nd	-0.5	41,426
127	8/21	vs. Cleveland	W	8-1	Cortes (7-10)	Cantillo (0-3)	-	74-53	1st	0.5	41,263
128	8/22	vs. Cleveland	W	6-0	Cole (5-2)	Williams (2-6)	-	75-53	1st	1.5	38,105
129	8/23	vs. Colorado	W	3-0	Rodón (14-8)	Freeland (3-6)	Holmes (27)	76-53	1st	1.5	38,910
130	8/24	vs. Colorado	L	2-9	Blackock (1-0)	Warren (0-2)	-	76-54	1st	0.5	40,438
131	8/25	vs. Colorado	W	10-3	Stroman (9-6)	Gomber (4-9)	-	77-54	1st	1.5	41,324
132	8/26	at Washington	W	5-2	Cortes (8-10)	Parker (7-8)	Holmes (28)	78-54	1st	2.0	32,812
133	8/27	at Washington	L	2-4	Corbin (4-12)	Cole (5-3)	Finnegan (33)	78-55	1st	1.0	34,334
134	8/28	at Washington	L	2-5	Gore (8-11)	Rodón (14-9)	Finnegan (34)	78-56	1st	1.0	30,190
8/29	OFF DAY										
135	8/30	vs. St. Louis	W	6-3	Stroman (10-6)	Fedde (8-8)	Holmes (29)	79-56	1st	1.5	47,103* (#15)
136	8/31	vs. St. Louis	L	5-6	Gibson (8-6)	Warren (0-3)	Helsley (42)	79-57	1st	1.5	41,454
137	9/1	vs. St. Louis	L	7-14	Romero (6-2)	Cousins (1-1)	-	79-58	1st	0.5	42,768
138	9/2	at Texas	W	8-4	Cole (6-3)	Leiter (0-2)	-	80-58	1st	0.5	36,815
139	9/3	at Texas	L	4-7	Pennington (1-0)	Holmes (2-5)	-	80-59	2nd	-0.5	29,356
140	9/4	at Texas	L	6-10	Eovaldi (11-7)	Stroman (10-7)	Yates (26)	80-60	2nd	-0.5	32,223
9/5	OFF DAY										
141	9/6	at Chicago-NL	W	3-0	Gil (13-6)	Wicks (2-3)	Weaver (1)	81-60	2nd	-0.5	40,101
142	9/7	at Chicago-NL	W	2-0	Cortes (9-10)	Assad (7-5)	-	82-60	1st	0.5	40,080
143	9/8	at Chicago-NL	L	1-2	Taillon (10-8)	Cole (6-4)	Hodge (4)	82-61	1st	0.5	39,364
144	9/9	vs. Kansas City	W	10-4	Cousins (2-1)	McArthur (5-7)	-	83-61	1st	1.5	35,308
145	9/10	vs. Kansas City	L	0-5	Lugo (16-8)	Stroman (10-8)	-	83-62	1st	0.5	34,485
146	9/11	vs. Kansas City	W	4-3 (11)	Weaver (5-3)	Bubic (0-1)	-	84-62	1st	1.5	40,080
147	9/12	vs. Boston	W	2-1 (10)	Holmes (3-5)	Winckowski (4-2)	-	85-62	1st	2.0	40,229
148	9/13	vs. Boston	W	5-4	Leiter Jr. (4-5)	Booser (2-3)	Weaver (2)	86-62	1st	3.0	45,292
149	9/14	vs. Boston	L	1-7	Bello (14-7)	Cole (6-5)	-	86-63	1st	2.0	46,378* (#16)
150	9/15	vs. Boston	W	5-2	Rodón (15-9)	Crawford (8-15)	Kahnle (1)	87-63	1st	3.0	45,552
9/16	OFF DAY										
151	9/17	at Seattle	W	11-2	Gil (14-6)	Woo (8-3)	Stroman (1)	88-63	1st	4.0	31,668
152	9/18	at Seattle	W	2-1 (10)	Weaver (6-3)	Snider (3-4)	Hamilton (1)	89-63	1st	5.0	31,674
153	9/19	at Seattle	L	2-3	Gilbert (8-11)	Schmidt (5-4)	Muñoz (22)	89-64	1st	4.0	34,255
154	9/20	at Oakland	W	4-2 (10)	Cole (7-5)	McFarland (2-4)	Weaver (3)	90-64	1st	4.0	23,426
155	9/21	at Oakland	W	10-0	Rodón (16-9)	Sears (11-12)	-	91-64	1st	5.0	33,198
156	9/22	at Oakland	W	7-4	Gil (15-6)	Estes (7-9)	Weaver (4)	92-64	1st	6.0	24,663
9/23	OFF DAY										
157	9/24	vs. Baltimore	L	3-5	Kremer (8-10)	Schmidt (5-5)	Dominguez (11)	92-65	1st	5.0	41,149
158	9/25	vs. Baltimore	L	7-9	Webb (2-5)	Stroman (10-9)	Akin (1)	92-66	1st	4.0	41,010
159	9/26	vs. Baltimore	W	10-1	Cole (8-5)	Burnes (15-9)	-	93-66	1st	5.0	42,022
160	9/27	vs. Pittsburgh	L	2-4	Mlodzinski (5-5)	Kahnle (0-2)	Chapman (13)	93-67	1st	4.0	41,778
161	9/28	vs. Pittsburgh	L	4-9	Burrows (1-0)	Gil (15-7)	Chapman (14)	93-68	1st	3.0	46,069* (#17)
162	9/29	vs. Pittsburgh	W	6-4	Weaver (7-3)	Holderman (3-6)	Holmes (30)	94-68	1st	3.0	44,108

KEY: **Bold** = Complete Game / * = Sellout (Home Sellout Number) / (LLC) = MLB Little League Classic

2024 Postponements and Rain Delays

Postponed (3)..... 4/12 at CLE, 8/6 vs. LAA, 8/9 vs. TEX
Delays at Start (3) 6/14 at BOS (1:12, rain), 8/2 vs. TOR (1:26, rain), 9/29 vs. PIT (1:31, rain)
Delays In-Game (5) 5/5 vs. DET (0:56, rain), 6/6 vs. MIN (0:56, rain), 6/26 at NYM (1:27, rain),
7/5 vs. BOS (0:38, rain), 8/4 vs. TOR (1:49, rain)
Games Called Early (1)..... 5/5 vs. DET (8 inn., rain)
Suspended Game (0)..... Last on 5/15/18 at WAS (B6, resumed 6/18/18, 5-3 loss)

In 2023: Ppd. (7) / Delays at Start (10) / Delays In-Game (2) / Games Called Early (0)

2024 Replay Statistics

REPLAY CHALLENGES (87x in 2024)

NY Yankees Challenges: 36 (24 overturned, 5 confirmed, 7 stand)

Opp. Challenges: 41 (25 overturned, 7 confirmed, 9 stand)

Umpires: 10 (2 overturned, 6 confirmed, 2 stand, 0 record keeping)

2023 (85): NY Yankees (37; 21-5-11) / Opp. (37; 18-7-12) / Ump. (11; 3-6-1-1)



2024 Transactions

- Jan. 4 Claimed **OF Bubba Thompson** off waivers from the Cincinnati Reds.
- Jan. 5 Signed **RHP Cody Poteet** to a one-year Major League contract.
- Jan. 11 Agreed to terms with **LHP Nestor Cortes**, **LHP Victor González**, **OF Trent Grisham**, **RHP Clay Holmes**, **RHP Jonathan Loáisiga**, **RHP Clarke Schmidt**, **OF Juan Soto**, **INF Gleyber Torres**, **C Jose Trevino** and **OF Alex Verdugo** on one-year contracts, thus avoiding arbitration.
- Jan. 17 Signed **RHP Marcus Stroman** to a two-year Major League contract extending through the 2025 season with a conditional player option for the 2026 season...designated **OF Oscar González** for assignment.
- Jan. 19 Claimed **INF/OF Diego Castillo** off waivers from the New York Mets...designated **INF Jeter Downs** for assignment...signed **RHP Luke Weaver** to a one-year Major League contract for the 2024 season with a club option for the 2025 season...designated **OF Bubba Thompson** for assignment.
- Jan. 24 Outrighted **INF Jeter Downs** and **OF Oscar González** to Triple-A Scranton/Wilkes-Barre...**OF Bubba Thompson** was claimed off waivers by the Minnesota Twins.
- Jan. 29 Claimed **LHP Matt Gage** off waivers from the Houston Astros...designated **INF/OF Diego Castillo** for assignment.
- Feb. 5 Acquired **LHP Caleb Ferguson** from the Los Angeles Dodgers in exchange for **LHP Matt Gage** and **RHP Christian Zazueta**...**INF/OF Diego Castillo** was claimed off waivers by the Philadelphia Phillies.
- Feb. 6 Invited 26 players to 2024 Major League spring training...signed 11 players to minor league contracts with for the 2024 season: **RHP Nick Burdi**, **RHP Yerry de los Santos**, **C J.C. Escarra**, **OF Luis González**, **LHP Oddanier Mosqueda**, **INF/OF Jose Rojas**, **RHP Dennis Santana**, **INF Kevin Smith**, **C Luis Torrens**, **RHP Duane Underwood Jr.** and **INF Josh VanMeter**...three NRIs – **OF Greg Allen**, **LHP Anthony Misiewicz** and **LHP Tanner Tully** re-signed with the Yankees for 2024 after playing for the organization at some point during the 2023 season...extended Major League spring training invitations to 10 players within organization: **C Josh Breaux**, **INF Jeter Downs**, **INF Caleb Durbin**, **OF Oscar González**, **RHP Chase Hampton**, **OF Spencer Jones**, **OF Brandon Lockridge**, **C Ben Rice**, **INF T.J. Rumfield** and **RHP Will Warren**...additionally, **RHP Joey Gerber** and **RHP Art Warren** both signed multi-year minor league contracts with invitations to 2024 spring training.
- Feb. 13 Claimed **INF Jordan Groshans** off waivers from the Miami Marlins...designated **LHP Matt Krook** for assignment.
- Feb. 14 Acquired **LHP Clayton Andrews** from the Milwaukee Brewers in exchange for **RHP Joshua Quezada**...placed **RHP Scott Effross** on the 60-day injured list (recovering from low back surgery)...signed **RHP Lou Trivino** to a one-year Major League contract for the 2024 season with a club option for the 2025 season...placed **OF Jasson Dominguez** on the 60-day injured list (recovering from "Tommy John" reconstruction surgery).
- Feb. 16 Claimed **RHP McKinley Moore** off waivers from the Philadelphia Phillies...placed **RHP Lou Trivino** on the 60-day injured list (right elbow surgery recovery).
- Feb. 18 Traded **LHP Matt Krook** to the Baltimore Orioles in exchange for cash considerations.
- Feb. 28 Claimed **INF Jahmai Jones** off waivers from Milwaukee...designated **INF Jordan Groshans** for assignment.
- Mar. 3 Optioned **RHP Luis Gil** and **RHP Yoendrys Gómez** to Triple-A Scranton/Wilkes-Barre...reassigned **RHP Chase Hampton** and **RHP Art Warren** to minor league camp...following the game, reassigned **C Josh Breaux**, **C/INF Ben Rice** and **RHP Joey Gerber** to minor league camp...outrighted **INF Jordan Groshans** off the Major League roster and onto the roster of Triple-A Scranton/Wilkes-Barre.
- Mar. 5 Following the game, reassigned **INF Jeter Downs**, **INF Caleb Durbin**, **OF Spencer Jones** and **OF Brandon Lockridge** to minor league camp.
- Mar. 6 Reassigned **LHP Tanner Tully** to minor league camp...following the game, reassigned **C J.C. Escarra** and **INF T.J. Rumfield** to minor league camp.
- Mar. 9 Following the game, optioned **C Agustín Ramírez** to Double-A Somerset.
- Mar. 12 Following the game, optioned **C Carlos Narváez** to Triple-A Scranton/Wilkes-Barre.
- Mar. 13 Reassigned **RHP Duane Underwood Jr.** to minor league camp...following the game, reassigned **INF Josh VanMeter** to minor league camp.
- Mar. 14 Reassigned **LHP Oddanier Mosqueda** to minor league camp.
- Mar. 16 Optioned **RHP Cody Morris** to Triple-A Scranton/Wilkes-Barre...reassigned **LHP Anthony Misiewicz** to minor league camp.
- Mar. 17 Following the game, optioned **OF Everson Pereira** to Triple-A Scranton/Wilkes-Barre.
- Mar. 18 Following the game, optioned **INF Jorbit Vivas** to Triple-A Scranton/Wilkes-Barre.
- Mar. 22 Optioned **LHP Clayton Andrews** to Triple-A Scranton/Wilkes-Barre.
- Mar. 24 Optioned **RHP Cody Poteet**, **RHP Ron Marinaccio** and **LHP Nick Ramirez** to Triple-A Scranton/Wilkes-Barre...reassigned **RHP Will Warren** to minor league camp.
- Mar. 25 Reassigned **RHP Yerry de los Santos** and **C Luis Torrens** to minor league camp.
- Mar. 27 Acquired **INF Jon Berti** from the Miami Marlins in a three-team trade that also involved the Tampa Bay Rays...Rays acquired **C Ben Rortvedt** from the Yankees...the Marlins acquired minor league **OF John Cruz** from the Yankees and minor league **OF Shane Sasaki** from the Rays.
- Mar. 28 Placed **INF DJ LeMahieu** on the 10-day injured list (retroactive to 3/25) with a right foot contusion...placed **INF Oswald Peraza** on the 10-day injured list (retroactive to 3/25) with a right shoulder strain...placed **RHP Tommy Kahnle** on the 15-day injured list (retroactive to 3/25) with right shoulder inflammation...placed **RHP McKinley Moore** on the 15-day injured list (retroactive to 3/25) with right knee bursitis...placed **RHP Gerrit Cole** on the 60-day injured list with right elbow inflammation...recalled **RHP Luis Gil** from Triple-A Scranton/Wilkes-Barre...signed **RHP Nick Burdi** to a Major League contract and selected him to the active roster...added **INF Jon Berti** to the active roster.
- Mar. 29 Acquired **RHP JT Brubaker** and international signing bonus money from the Pittsburgh Pirates in exchange for a player to be named later.
- Mar. 30 Optioned **RHP Clayton Beeter** to Triple-A Scranton/Wilkes-Barre...signed **LHP Tanner Tully** to a Major League contract and selected him to the active roster...designated **LHP Nick Ramirez** for assignment.
- Mar. 31 Acquired **RHP Jake Cousins** from the Chicago White Sox in exchange for cash considerations.
- Apr. 1 Signed **RHP Jake Cousins** to a Major League contract and selected him to the active roster...designated **LHP Tanner Tully** for assignment.
- Apr. 2 Traded **LHP Nick Ramirez** to the Los Angeles Dodgers in exchange for cash considerations.
- Apr. 3 Outrighted **LHP Tanner Tully** off the Major League roster and onto the roster of Triple-A Scranton/Wilkes-Barre.
- Apr. 5 Placed **RHP Jonathan Loáisiga** on the 60-day injured list with a right flexor strain...signed **RHP Dennis Santana** to a Major League contract and selected him to the active roster.



- Apr. 8** Signed **LHP Josh Maciejewski** to a Major League contract and selected him to the active roster...optioned **RHP Jake Cousins** to Triple-A Scranton/Wilkes-Barre...designated **LHP Clayton Andrews** for assignment.
- Apr. 13** Prior to Game 2 of the doubleheader, reinstated **RHP McKinley Moore** from the 15-day injured list and optioned him to Triple-A Scranton/Wilkes-Barre...outrighted **LHP Clayton Andrews** off the Major League roster and onto the roster of Triple-A Scranton/Wilkes-Barre...placed **INF Jon Berti** on the 10-day injured list (retroactive to 4/11) with a left groin strain...signed **INF Kevin Smith** to a Major League contract and selected him to the active roster...designated **LHP Josh Maciejewski** for assignment...recalled **RHP Ron Marinaccio** from Triple-A Scranton/Wilkes-Barre...appointed **RHP Cody Poteet** as their "27th Man"...following the doubleheader, returned "27th Man" **RHP Cody Poteet** to Triple-A Scranton/Wilkes-Barre.
- Apr. 16** Outrighted **LHP Josh Maciejewski** off the Major League roster and onto the roster of Triple-A Scranton/Wilkes-Barre.
- Apr. 18** Claimed **OF Taylor Trammell** off waivers from the Los Angeles Dodgers...designated **INF Kevin Smith** for assignment.
- Apr. 19** Placed **RHP Nick Burdi** on the 15-day injured list (retroactive to 4/17) with right hip inflammation...recalled **RHP Cody Morris** from Triple-A Scranton/Wilkes-Barre...added **OF Taylor Trammell** to the active roster.
- Apr. 20** Outrighted **INF Kevin Smith** off the Major League roster and onto the roster of Triple-A Scranton/Wilkes-Barre.
- Apr. 25** Claimed **RHP Michael Tonkin** off waivers from the New York Mets...designated **RHP McKinley Moore** for assignment...following the game, optioned **RHP Cody Morris** to Triple-A Scranton/Wilkes-Barre.
- Apr. 26** Added **RHP Michael Tonkin** to the active roster.
- Apr. 28** Outrighted **RHP McKinley Moore** off the Major League roster and onto the roster of Triple-A Scranton/Wilkes-Barre.
- Apr. 29** Placed **OF Alex Verdugo** on the paternity list...recalled **C Carlos Narváez** from Triple-A Scranton/Wilkes-Barre.
- Apr. 30** Traded **INF Keiner Delgado** to the Pittsburgh Pirates as the player to be named later in the 3/29/24 trade in which the Yankees acquired **RHP JT Brubaker**.
- May 2** Reinstated **OF Alex Verdugo** from the paternity list...optioned **C Carlos Narváez** to Triple-A Scranton/Wilkes-Barre.
- May 4** Returned from rehab and reinstated **INF Jon Berti** from the 10-day injured list...designated **OF Taylor Trammell** for assignment.
- May 7** Outrighted **OF Taylor Trammell** off the Major League roster and onto the roster of Triple-A Scranton/Wilkes-Barre.
- May 9** Claimed **RHP Colby White** off waivers from the Tampa Bay Rays and assigned him to Double-A Somerset...following the game, optioned **RHP Ron Marinaccio** to Triple-A Scranton/Wilkes-Barre.
- May 10** Returned from rehab and reinstated **RHP Nick Burdi** from the 15-day injured list.
- May 19** Following the game, returned **INF Oswald Peraza** from his rehab assignment, reinstated him from the 10-day injured list and optioned him to Triple-A Scranton/Wilkes-Barre.
- May 20** Placed **RHP Ian Hamilton** on the 7-day COVID-19 injured list (retroactive to 5/19)...selected **LHP Clayton Andrews** to the active roster...designated **RHP Colby White** for assignment.
- May 21** Following the game, the Yankees optioned **LHP Clayton Andrews** to Triple-A Scranton/Wilkes-Barre.
- May 22** Returned from rehab and reinstated **RHP Tommy Kahnle** from the 15-day injured list.
- May 23** Outrighted **RHP Colby White** off the Major League roster and onto the roster of Double-A Somerset.
- May 24** Placed **RHP Nick Burdi** on the 15-day injured list with right hip inflammation...recalled **RHP Yoendrys Gómez** from Triple-A Scranton/Wilkes-Barre.
- May 25** Placed **INF Jon Berti** on the 10-day injured list with a left calf strain...selected **INF Kevin Smith** to the active roster...transferred **INF DJ LeMahieu** to the 60-day injured list.
- May 26** Received **RHP Matt Sauer** as a Rule 5 Draft return from Kansas City and assigned him to Triple-A Scranton/Wilkes-Barre...following the game, optioned **RHP Yoendrys Gómez** to Triple-A Scranton/Wilkes-Barre.
- May 28** Returned from rehab and reinstated **INF DJ LeMahieu** from the 60-day injured list...**INF Kevin Smith** accepted an outright assignment to Triple-A Scranton/Wilkes-Barre...reinstated **RHP Ian Hamilton** from the 7-day COVID-19 injured list.
- May 30** Placed **RHP Clarke Schmidt** on the 15-day injured list (retroactive to 5/27) with a right lat strain...recalled **RHP Cody Morris** from Triple-A Scranton/Wilkes-Barre.
- May 31** Traded **C Luis Torrens** to the New York Mets in exchange for cash considerations...following the game, optioned **RHP Cody Morris** to Triple-A Scranton/Wilkes-Barre.
- June 1** Recalled **RHP Cody Poteet** from Triple-A Scranton/Wilkes-Barre.
- June 9** Recalled **RHP Ron Marinaccio** from Triple-A Scranton/Wilkes-Barre...designated **RHP Dennis Santana** for assignment.
- June 11** **RHP Dennis Santana** was claimed off waivers by the Pittsburgh Pirates.
- June 12** Returned **OF Jasson Domínguez** from his rehab assignment, reinstated him from the 60-day injured list and optioned him to Triple-A Scranton/Wilkes-Barre...transferred **INF Jon Berti** to the 60-day injured list.
- June 18** Recalled **LHP Clayton Andrews** from Triple-A Scranton/Wilkes-Barre...signed **LHP Anthony Misiewicz** to a Major League contract and selected him to the active roster...signed **C/INF Ben Rice** to a Major League contract and selected him to the active roster...placed **RHP Ian Hamilton** on the 15-day injured list (retroactive to 6/17) with a right lat strain...placed **RHP Cody Poteet** on the 15-day injured list (retroactive to 6/15) with a right triceps strain...placed **INF Anthony Rizzo** on the 10-day injured list (retroactive to 6/17) with a right forearm fracture...transferred **RHP Clarke Schmidt** to the 60-day injured list...following the game, optioned **LHP Clayton Andrews** to Triple-A Scranton/Wilkes-Barre.
- June 19** Returned from rehab and reinstated **RHP Gerrit Cole** from the 60-day injured list...transferred **INF Anthony Rizzo** to the 60-day injured list...following the game, optioned **LHP Anthony Misiewicz** to Triple-A Scranton/Wilkes-Barre.
- June 20** Signed **LHP Tim Hill** to a Major League contract and added him to the active roster...following the game, optioned **RHP Ron Marinaccio** to Triple-A Scranton/Wilkes-Barre.
- June 21** Signed **RHP Phil Bickford** to a Major League contract and selected him to the active roster...designated **LHP Víctor González** for assignment...recalled **RHP Yoendrys Gómez** from Triple-A Scranton/Wilkes-Barre.
- June 23** Placed **OF/DH Giancarlo Stanton** on the 10-day injured list with a left hamstring strain...recalled **INF Oswald Peraza** from Triple-A Scranton/Wilkes-Barre...acquired **INF J.D. Davis** and cash considerations from the Oakland Athletics in exchange for **INF Jordan Groshans**...following the game, optioned **INF Oswald Peraza** to Triple-A Scranton/Wilkes-Barre.
- June 25** Added **INF J.D. Davis** to the active roster.
- June 26** Outrighted **LHP Víctor González** off the Major League roster and onto the roster of Triple-A Scranton/Wilkes-Barre...following the game, optioned **RHP Yoendrys Gómez** to Triple-A Scranton/Wilkes-Barre...**LHP Clayton Andrews** elected free agency in lieu of accepting an outright assignment.



- June 27** Recalled **RHP Jake Cousins** from Triple-A Scranton/Wilkes-Barre.
- June 30** Selected **LHP Josh Maciejewski** to the active roster...designated **RHP Phil Bickford** for assignment.
- July 2** **RHP Phil Bickford** elected free agency in lieu of accepting an outright assignment.
- July 12** Recalled **INF Jorbit Vivas** from Triple-A Scranton/Wilkes-Barre...placed **INF J.D. Davis** on the 10-day injured list (retroactive to 7/9) with the stomach flu.
- July 13** Placed **C Jose Trevino** on the 10-day injured list with a left quad strain...recalled **C Carlos Narváez** from Triple-A Scranton/Wilkes-Barre.
- July 14** Following the game, optioned **INF Jorbit Vivas** to Triple-A Scranton/Wilkes-Barre...returned **RHP Scott Effross** from his rehab assignment, reinstated him from the 60-day injured list and optioned him to Triple-A Scranton/Wilkes-Barre...designated **RHP Cody Morris** for assignment.

ALL-STAR BREAK

- July 19** Reinstated **INF J.D. Davis** from the 10-day injured list.
- July 20** Following the game, optioned **LHP Josh Maciejewski** to Triple-A Scranton/Wilkes-Barre...**RHP Cody Morris** was outrighted off the Major League roster and onto the roster of Triple-A Scranton/Wilkes-Barre.
- July 21** Recalled **RHP Yoendrys Gómez** from Triple-A Scranton/Wilkes-Barre.
- July 27** Acquired **INF/OF Jazz Chisholm Jr.** from the Miami Marlins in exchange for **C Agustín Ramírez**, **INF Jared Serna** and **INF Abraham Ramírez**.
- July 28** Added **INF/OF Jazz Chisholm Jr.** to the active roster...designated **INF J.D. Davis** for assignment.
- July 29** Reinstated **OF/DH Giancarlo Stanton** from the 10-day injured list...designated **INF/OF Jahmai Jones** for assignment...released **INF Jeter Downs** (signed with the Fukuoka SoftBank Hawks in Japan).
- July 30** Acquired **RHP Mark Leiter Jr.** from the Chicago Cubs in exchange for **INF Ben Cowlles** and **RHP Jack Neely**...acquired **RHP Kelly Austin** and international signing bonus pool money from the Houston Astros in exchange for **LHP Caleb Ferguson**...added **RHP Mark Leiter Jr.** to the active roster...signed **RHP Will Warren** to a Major League contract and selected him to the active roster...optioned **RHP Yoendrys Gómez** to Triple-A Scranton/Wilkes-Barre...acquired **RHP Enyel de los Santos** and **RHP Thomas Balboni Jr.** from the San Diego Padres in exchange for **OF Brandon Lockridge**...following the game, optioned **RHP Will Warren** to Triple-A Scranton/Wilkes-Barre.
- July 31** Recalled **RHP Ron Marinaccio** from Triple-A Scranton/Wilkes-Barre...following the game, optioned **RHP Ron Marinaccio** to Triple-A Scranton/Wilkes-Barre.
- Aug. 1** Returned **RHP Nick Burdi** from his rehab assignment, reinstated him from the 60-day injured list and optioned him to Triple-A Scranton/Wilkes-Barre...transferred **RHP Cody Poteet** to the 60-day injured list.
- Aug. 2** Added **RHP Enyel de los Santos** to the active roster...outrighted **INF/OF Jahmai Jones** to Triple-A Scranton/Wilkes-Barre...released **INF J.D. Davis** from the roster.
- Aug. 7** Prior to Game 2 of the doubleheader, appointed **RHP Will Warren** as the "27th Man"...following the doubleheader, returned "27th Man" **RHP Will Warren** to Triple-A Scranton/Wilkes-Barre.
- Aug. 8** Acquired **OF Cam Eden** from the Toronto Blue Jays in exchange for cash considerations.
- Aug. 10** Prior to Game 1 of the doubleheader, appointed **RHP Ron Marinaccio** as the "27th Man"...following the doubleheader, returned **RHP Ron Marinaccio** to Triple-A Scranton/Wilkes-Barre.
- Aug. 14** Recalled **INF Oswald Peraza** from Triple-A Scranton/Wilkes-Barre...recalled **RHP Will Warren** from Triple-A Scranton/Wilkes-Barre...placed **INF/OF Jazz Chisholm Jr.** on the 10-day injured list (retroactive to 8/13) with a left elbow sprain...designated **RHP Enyel de los Santos** for assignment...following the game, optioned **RHP Will Warren** to Triple-A Scranton/Wilkes-Barre.
- Aug. 15** Returned **C Jose Trevino** from his rehab assignment and reinstated him from the 10-day injured list...optioned **C Carlos Narváez** to Triple-A Scranton/Wilkes-Barre.
- Aug. 16** Signed **LHP Tim Mayza** to a Major League contract and selected him to the active roster.
- Aug. 17** **RHP Enyel de los Santos** was claimed off waivers by the Chicago White Sox.
- Aug. 18** Appointed **OF Jasson Domínguez** as the "27th Man"...following the game, returned "27th Man" **OF Jasson Domínguez** to Triple-A Scranton/Wilkes-Barre.
- Aug. 21** Recalled **RHP Will Warren** from Triple-A Scranton/Wilkes-Barre...placed **RHP Luis Gil** on the 15-day injured list with a lower back strain.
- Aug. 22** Following the game, optioned **INF Oswald Peraza** to Triple-A Scranton/Wilkes-Barre.
- Aug. 23** Reinstated **INF/OF Jazz Chisholm Jr.** from the 10-day injured list.
- Aug. 25** Signed **RHP Phil Bickford** to a Major League contract and selected him to the active roster...designated **RHP Michael Tonkin** for assignment.
- Aug. 26** Claimed **OF Duke Ellis** off waivers from the Seattle Mariners...transferred **RHP Ian Hamilton** to the 60-day injured list...optioned **OF Duke Ellis** to Triple-A Scranton/Wilkes-Barre.
- Aug. 27** **RHP Michael Tonkin** was claimed off waivers by the Minnesota Twins...**OF Duke Ellis** reported to Triple-A Scranton/Wilkes-Barre.
- Aug. 31** Following the game, optioned **C/INF Ben Rice** and **RHP Will Warren** to Triple-A Scranton/Wilkes-Barre.
- Sept. 1** Returned **INF Anthony Rizzo** from his rehab assignment and reinstated him from the 60-day injured list...recalled **RHP Ron Marinaccio**, **RHP Scott Effross** and **OF Duke Ellis** from Triple-A Scranton/Wilkes-Barre...designated **LHP Josh Maciejewski** for assignment.
- Sept. 4** Following the game, optioned **RHP Scott Effross** to Triple-A Scranton/Wilkes-Barre.
- Sept. 5** Returned **RHP Luis Gil** from his rehab assignment and reinstated him from the 15-day injured list.
- Sept. 6** Outrighted **LHP Josh Maciejewski** off the Major League roster and onto the roster of Triple-A Scranton/Wilkes-Barre...following the game, optioned **RHP Ron Marinaccio** to Triple-A Scranton/Wilkes-Barre.
- Sept. 7** Returned **RHP Clarke Schmidt** from his rehab assignment and reinstated him from the 60-day injured list...returned **RHP Ian Hamilton** from his rehab assignment and reinstated him from the 60-day injured list...designated **RHP Phil Bickford** for assignment...designated **RHP Nick Burdi** for assignment.
- Sept. 8** Following the game, optioned **OF Duke Ellis** to Triple-A Scranton/Wilkes-Barre.
- Sept. 9** Recalled **OF Jasson Domínguez** from Triple-A Scranton/Wilkes-Barre...returned **INF Jon Berti** from his rehab assignment and reinstated him from the 60-day injured list...placed **INF DJ LeMahieu** on the 10-day injured list (retroactive to 9/6) with a right hip impingement...designated **LHP Anthony Misiewicz** for assignment...outrighted **RHP Phil Bickford** and **RHP Nick Burdi** off the Major League roster and onto the roster of Triple-A Scranton/Wilkes-Barre.
- Sept. 12** Outrighted **LHP Anthony Misiewicz** off the Major League roster and onto the roster of Triple-A Scranton/Wilkes-Barre.



- Sept. 20** Returned **RHP Cody Poteet** from his rehab assignment, reinstated him from the 60-day injured list and optioned him to Triple-A Scranton/Wilkes-Barre...designated **RHP Ron Marinaccio** for assignment.
- Sept. 22** Placed **RHP Jake Cousins** on the 15-day injured list (retroactive to 9/20) with a right pec strain...recalled **RHP Clayton Beeter** from Triple-A Scranton/Wilkes-Barre.
- Sept. 23** **RHP Ron Marinaccio** was claimed off waivers by the Chicago White Sox.
- Sept. 25** Placed **LHP Nestor Cortes** on the 15-day injured list (retroactive to 9/22) with a left elbow flexor strain...recalled **RHP Cody Poteet** from Triple-A Scranton/Wilkes-Barre.
- Sept. 26** Placed **RHP Mark Leiter Jr.** on the paternity list...recalled **RHP Scott Effross** from Triple-A Scranton/Wilkes-Barre.
- Sept. 28** Recalled **RHP Will Warren** from Triple-A Scranton/Wilkes-Barre...optioned **RHP Cody Poteet** to Triple-A Scranton/Wilkes-Barre...following the game, optioned **RHP Will Warren** to Triple-A Scranton/Wilkes-Barre.
- Sept. 29** Reinstated **RHP Mark Leiter Jr.** from the paternity list...recalled **C/INF Ben Rice** from Triple-A Scranton/Wilkes-Barre...optioned **RHP Scott Effross** to Triple-A Scranton/Wilkes-Barre.
- Oct. 18** Replaced **RHP Ian Hamilton** on the ALCS roster with **RHP Mark Leiter Jr.**
- Nov. 1** Exercised the 2025 club option for **RHP Luke Weaver**.
- Nov. 2** Declined the 2025 club option for **INF Anthony Rizzo**.
- Nov. 3** Declined the 2025 club option for **RHP Lou Trivino**...added **RHP Yerry de los Santos**, **C J.C. Escarra** and **OF Taylor Trammell** to the 40-man roster.
- Nov. 4** Traded **OF Taylor Trammell** to the Houston Astros in exchange for cash considerations...outrighted **OF Duke Ellis** off the Major League roster and onto the roster of Triple-A Scranton/Wilkes-Barre.
- Nov. 8** Exercised the 2025 club option for **Manager Aaron Boone**.
- Nov. 19** Added **INF Caleb Durbin** and **C Jesús Rodríguez** to the 40-man roster...received **RHP Carson Coleman** as a Rule 5 Draft return from Texas.
- Nov. 22** Non-tendered **INF Jon Berti** and **LHP Tim Mayza**...agreed to terms on one-year contracts with **RHP JT Brubaker** and **OF Trent Grisham**, thus avoiding arbitration.
- Dec. 11** Acquired minor league **RHP Elmer Rodríguez-Cruz** and international signing bonus pool money from the Boston Red Sox in exchange for **C Carlos Narváez**.
- Dec. 13** Acquired **RHP Devin Williams** from the Milwaukee Brewers in exchange for **LHP Nestor Cortes**, **INF Caleb Durbin** and cash considerations.
- Dec. 17** Signed **LHP Max Fried** to an eight-year Major League contract extending through the 2032 season...acquired **INF/OF Cody Bellinger** and cash considerations from the Chicago Cubs in exchange for **RHP Cody Poteet**.
- Dec. 20** Acquired **RHP Fernando Cruz** and **C Alex Jackson** from the Cincinnati Reds in exchange for **C Jose Trevino**.
- Dec. 21** Re-signed **RHP Jonathan Loáisiga** to a one-year Major League contract for the 2025 season with a club option for the 2026 season.
- Dec. 30** Signed **INF Paul Goldschmidt** to a one-year Major League contract.

2025

- Jan. 9** Agreed to terms with **INF/OF Jazz Chisholm Jr.**, **RHP Scott Effross**, **RHP Clarke Schmidt** and **RHP Devin Williams** on one-year contracts, thus avoiding arbitration.
- Jan. 15** Acquired minor league **RHP Michael Arias** from the Chicago Cubs in exchange for cash considerations.
- Jan. 23** Claimed **RHP Allan Winans** off waivers from the Atlanta Braves...claimed **RHP Roansy Contreras** off waivers from the Baltimore Orioles.
- Feb. 5** Invited 26 players to 2025 Major League spring training...of the non-roster invitees (NRIs), 12 were not in the Yankees organization in 2024 and signed minor league contracts with the Yankees for the 2025 season: **RHP Colten Brewer**, **RHP Carlos Carrasco**, **OF Brennan Davis**, **RHP Geoff Hartlieb**, **RHP Cristian Hernández**, **RHP Erick Leal**, **LHP Brandon Leibbrandt**, **OF Ismael Munguia**, **INF/OF Pablo Reyes**, **RHP Wilking Rodríguez**, **INF/OF Dominic Smith** and **INF/OF Andrew Velazquez**...three NRIs – **RHP Sean Boyle**, **C Omar Martínez** and **RHP Leonardo Pestana** – re-signed with the Yankees for 2025 after playing for the organization at some point during the 2024 season...also extended Major League spring training invitations to 10 other players in the Yankees organization: **INF Roderick Arias**, **OF Duke Ellis**, **C Rafael Flores**, **RHP Chase Hampton**, **OF Spencer Jones**, **INF George Lombard Jr.**, **RHP Eric Reyzelman**, **INF T.J. Ruffield**, **RHP Cam Schlittler** and **RHP Kevin Stevens**...additionally, **C Alex Jackson** was invited to Major League spring training as a non-roster invitee after he was acquired by the Yankees in a trade with the Cincinnati Reds on December 20, 2024...claimed **INF Braden Shewmake** off waivers from the Kansas City Royals...claimed **RHP Owen White** off waivers from the Cincinnati Reds...designated **RHP Allan Winans** for assignment.
- Feb. 7** **RHP Roansy Contreras** was claimed off waivers by the Baltimore Orioles...outrighted **RHP Allan Winans** off the Major League roster and onto the roster of Triple-A Scranton/Wilkes-Barre...invited **RHP Allan Winans** to 2025 Major League spring training as a non-roster invitee.
- Feb. 8** Signed **LHP Tim Hill** to a Major League contract for the 2025 season with a club option for the 2026 season.
- Feb. 9** Invited **C Ronaldo Hernández** and **LHP Jayvien Sandridge** to 2025 Major League spring training.
- Feb. 11** Invited **LHP Tyler Matzek** to 2025 Major League spring training...claimed **LHP Brent Headrick** off waivers from the Minnesota Twins...designated **RHP Owen White** for assignment.
- Feb. 17** Invited **LHP Rob Zastryzny** to 2025 Major League spring training...**RHP Owen White** was claimed off waivers by the Chicago White Sox.



Starts by Position/Batting Order

The Yankees used 69 different starting defensive alignments in 2024. Their most frequent combination (C-Wells, 1B-Rizzo, 2B-Torres, 3B-Cabrera, SS-Volpe, LF-Verdugo, CF-Judge, RF-Soto, DH-Stanton) was used 17 times. Additionally, the club used 106 different batting orders in 2024 with the most frequently used lineup being 1-Volpe, 2-Soto, 3-Judge, 4-Verdugo, 5-Stanton, 6-Rizzo, 7-Torres, 8-Wells, 9-Cabrera (used nine times).

2024 STARTS BY POSITION										2024 STARTS BY BATTING ORDER									
PLAYER	C	1B	2B	3B	SS	LF	CF	RF	DH	PLAYER	1	2	3	4	5	6	7	8	9
Berti	-	-	1	17	-	-	-	-	-	Berti	-	-	-	-	2	1	3	4	8
Cabrera	-	5	7	62	4	-	-	1	-	Cabrera	-	-	-	-	-	-	8	28	43
Chisholm Jr.	-	-	-	45	-	-	1	-	-	Chisholm Jr.	-	-	1	5	15	20	5	-	-
Davis	-	4	-	-	-	-	-	-	2	Davis	-	-	-	4	-	1	1	-	-
Dominguez	-	-	-	-	-	12	4	-	-	Dominguez	1	-	-	2	2	6	5	-	-
Grisham	-	-	-	-	-	-	52	-	-	Grisham	-	1	-	-	-	1	4	6	15
Jones	-	-	2	-	-	2	-	1	5	Jones	1	-	-	-	1	1	1	3	3
Judge	-	-	-	-	-	5	105	7	41	Judge	-	-	158	-	-	-	-	-	-
LeMahieu	-	21	-	34	-	-	-	-	-	LeMahieu	1	-	-	-	1	6	10	10	27
Narváez	4	-	-	-	-	-	-	-	-	Narváez	-	-	-	-	-	-	-	2	2
Peraza	-	-	-	4	-	-	-	-	-	Peraza	-	-	-	-	-	-	-	1	3
Rice	-	41	-	-	-	-	-	-	-	Rice	10	1	-	4	1	7	4	11	3
Rizzo	-	91	-	-	-	-	-	-	-	Rizzo	-	-	-	16	20	33	16	6	-
Soto	-	-	-	-	-	6	-	145	5	Soto	-	156	-	-	-	-	-	-	-
Stanton	-	-	-	-	-	-	-	-	109	Stanton	-	-	2	43	64	-	-	-	-
Torres	-	-	152	-	-	-	-	-	-	Torres	56	-	1	1	30	28	35	1	-
Trevino	62	-	-	-	-	-	-	-	-	Trevino	-	-	-	-	-	3	7	35	17
Verdugo	-	-	-	-	-	137	-	8	-	Verdugo	17	3	-	49	13	22	19	6	16
Volpe	-	-	-	-	158	-	-	-	-	Volpe	76	-	-	-	6	20	33	14	9
Wells	96	-	-	-	-	-	-	-	-	Wells	-	1	-	38	6	10	9	26	6

2024 Individual Batting

Batter	AVG	G	PA	AB	R	H	2B	3B	HR	RBI	TB	BB	IBB	SO	SB	CS	SF	SH	HP	GIDP	OBP	SLG	OPS
Jon Berti	.273	25	74	66	10	18	0	0	1	6	21	6	0	14	5	1	0	1	1	2	342	.318	.660
Oswaldo Cabrera	.247	109	326	299	47	74	11	0	8	36	109	21	0	63	4	2	3	2	1	6	296	.365	.661
Jazz Chisholm Jr.	.273	46	191	176	28	48	7	0	11	23	88	14	0	45	18	2	1	0	0	2	325	.500	.825
J.D. Davis	.105	7	22	19	1	2	1	0	0	1	3	3	0	9	0	0	0	0	0	2	227	.158	.385
Jasson Dominguez	.179	18	67	56	8	10	1	0	2	4	17	11	0	19	5	0	0	0	0	0	313	.304	.617
Duke Ellis	1.000	3	1	1	0	1	0	0	0	0	1	0	0	1	0	0	0	0	0	0	1,000	1,000	2,000
Trent Grisham	.190	76	209	179	21	34	8	0	9	31	69	22	1	57	1	1	2	1	4	5	290	.385	.675
Jahmai Jones	.238	33	47	42	8	10	1	1	1	4	16	2	0	16	1	1	0	1	2	0	304	.381	.685
Aaron Judge	.322	158	704	559	122	180	36	1	58	144	392	133	20	171	10	0	2	0	9	22	458	.701	1.159
DJ LeMahieu	.204	67	228	201	19	41	5	0	2	26	52	19	0	35	0	1	6	1	1	13	269	.259	.528
Carlos Narváez	.231	6	15	13	0	3	0	0	0	0	3	2	0	6	0	0	0	0	0	0	333	.231	.564
Oswald Peraza	.200	4	11	10	2	2	0	0	1	1	5	1	0	3	0	0	0	0	0	0	273	.500	.773
Ben Rice	.171	50	178	152	20	26	6	0	7	23	53	20	0	48	0	1	5	0	1	2	264	.349	.617
Anthony Rizzo	.228	92	375	337	38	77	12	0	8	35	113	27	0	65	0	0	2	0	9	7	301	.335	.636
Kevin Smith	—	2	0	0	0	0	0	0	0	0	0	0	0	0	0	0	0	0	0	0	—	—	—
Juan Soto	.288	157	713	576	128	166	31	4	41	109	328	129	2	119	7	4	4	0	4	10	419	.569	.988
Giancarlo Stanton	.233	114	459	417	49	97	20	0	27	72	198	38	2	143	0	0	2	0	2	17	298	.475	.773
Gleyber Torres	.257	154	665	587	80	151	26	0	15	63	222	65	0	136	4	3	8	2	3	6	330	.378	.708
Taylor Trammell	1.000	5	2	1	2	1	0	0	0	0	1	1	0	0	0	0	0	0	0	0	1,000	1,000	2,000
Jose Trevino	.215	74	234	209	26	45	5	0	8	28	74	20	0	41	1	0	2	1	2	12	288	.354	.642
Alex Verdugo	.233	149	621	559	74	130	28	1	13	61	199	49	0	93	2	1	10	2	1	14	291	.356	.647
Anthony Volpe	.243	160	689	637	90	155	27	7	12	60	232	42	1	156	28	7	3	2	4	9	293	.364	.657
Austin Wells	.229	115	414	354	42	81	18	1	13	55	140	47	0	87	1	2	7	1	5	9	322	.395	.717
NY Totals	.248	162	6245	5450	815	1352	243	15	237	782	2336	672	26	1326	88	26	57	14	49	138	.333	.429	.761
Opponents	.233	162	6131	5462	668	1272	276	21	181	638	2133	533	8	1457	122	36	37	7	88	93	.309	.391	.700



2024 Batting Splits

	AVG	G	AB	R	R/G	H	2B	3B	HR	RBI	BB	IBB	SO	HP	LOB	SB	CS	OBP	SLG	OPS
Total	.248	162	5450	815	5.03	1352	243	15	237	782	672	26	1326	49	1141	88	26	333	429	.761
vs. Left	.235	-	1547	-	-	363	51	4	59	197	221	12	376	18	-	33	11	334	387	.721
vs. Right	.253	-	3903	-	-	989	192	11	178	585	451	14	950	31	-	55	15	332	445	.777
Home	.244	81	2631	389	4.80	641	115	5	118	376	346	16	643	24	566	38	14	334	426	.760
Away	.252	81	2819	426	5.26	711	128	10	119	406	326	10	683	25	575	50	12	332	431	.763
Day	.255	56	1880	277	4.95	479	90	4	84	269	212	13	479	17	387	38	11	333	441	.774
Night	.245	106	3570	538	5.08	873	153	11	153	513	460	13	847	32	754	50	15	333	422	.755
Grass	.249	143	4798	723	5.06	1195	212	14	216	694	614	25	1167	40	1024	79	22	336	434	.770
Turf	.241	19	652	92	4.84	157	31	1	21	68	58	1	159	9	117	9	4	309	388	.697
Pre-All Star	.247	98	3269	488	4.98	806	139	13	140	469	387	7	786	31	656	38	17	329	426	.755
Post-All Star	.250	64	2181	327	5.11	546	104	2	97	313	285	19	540	18	485	50	9	339	433	.772
None on	.238	-	3088	-	-	734	114	9	127	127	364	3	788	30	-	0	0	324	404	.728
None on/out	.239	-	1349	-	-	322	45	5	51	128	1	323	17	-	0	0	0	313	393	.705
Runners on	.262	-	2362	-	-	618	129	6	110	655	308	23	538	19	-	88	26	344	461	.805
Scoring Posn	.261	-	1266	-	-	331	69	3	61	535	177	22	288	11	-	42	5	343	465	.809
ScPos/2 Out	.229	-	597	-	-	137	21	1	27	205	87	10	138	7	-	21	1	334	404	.738
Bases Loaded	.245	-	147	-	-	36	11	2	5	124	12	0	33	1	-	0	0	275	449	.724
With 0 Outs	.253	162	1911	-	-	484	85	7	77	191	194	3	444	20	-	14	2	326	426	.752
With 1 Out	.260	162	1806	-	-	469	86	3	90	325	240	10	424	10	-	30	11	343	460	.803
With 2 Outs	.230	162	1733	-	-	399	72	5	70	266	238	13	458	19	-	44	13	330	399	.728
Inning 1-6	.250	-	3704	541	-	926	162	9	165	517	465	13	894	31	-	62	19	336	432	.768
Inning 7+	.244	-	1746	274	-	426	81	6	72	265	207	13	432	18	-	26	7	327	421	.748
In Extra Innings	.212	16	584	70	4.38	124	21	0	18	67	78	9	134	1	133	8	4	303	341	.643
In Wins	.278	94	3192	618	6.57	887	165	12	174	591	414	16	751	31	652	62	12	361	501	.862
In Losses	.206	68	2258	197	2.90	465	78	3	63	191	258	10	575	18	489	26	14	292	327	.618
Inleague	.239	46	1558	224	4.87	373	71	6	71	211	183	6	385	11	309	23	9	321	429	.751
vs. AL	.252	116	3892	591	5.09	979	172	9	166	571	489	20	941	38	832	65	17	337	428	.766
vs. AL East	.243	52	1740	254	4.88	423	73	3	71	246	214	6	420	16	368	28	10	328	411	.739
vs. AL Central	.255	31	1031	165	5.32	263	50	3	45	160	135	9	247	7	216	18	2	341	440	.782
vs. AL West	.261	33	1121	172	5.21	293	49	3	50	165	140	5	274	15	248	19	5	348	444	.792
March	.273	4	139	21	5.25	38	6	0	5	18	21	0	42	2	35	1	0	372	424	.796
April	.245	27	898	129	4.78	220	35	1	34	122	114	2	196	7	187	15	5	332	400	.731
May	.260	28	930	135	4.82	242	43	5	47	131	91	2	215	9	183	14	5	329	469	.798
June	.243	27	902	152	5.63	219	36	7	37	147	110	2	242	11	167	7	6	329	421	.750
July	.251	24	833	129	5.38	209	47	2	41	128	109	2	188	6	185	8	2	338	460	.798
August	.253	26	879	123	4.73	222	41	0	45	119	111	12	208	6	202	15	1	337	453	.789
September	.232	26	869	126	4.85	202	35	0	28	117	116	6	235	8	182	28	7	327	369	.696
AVG	G	AB	R	R/G	H	2B	3B	HR	RBI	BB	IBB	SO	HP	LOB	SB	CS	OBP	SLG	OPS	
As LHB	.243	-	2608	-	-	635	119	6	112	370	332	3	575	25	-	-	-	331	423	.753
As RHB	.252	-	2842	-	-	717	124	9	125	412	340	23	751	24	-	-	-	335	434	.769
As p	.000	-	1	0	-	0	0	0	0	0	0	0	0	0	-	0	0	000	000	.000
As c	.225	-	555	63	-	125	22	1	21	79	66	0	129	6	-	2	2	310	382	.692
As 1b	.216	-	597	70	-	129	23	0	16	75	51	0	136	10	-	0	2	284	335	.619
As 2b	.257	-	623	84	-	160	27	0	16	67	69	0	141	3	-	4	3	330	377	.707
As 3b	.246	-	585	79	-	144	17	0	19	69	49	0	127	3	-	26	4	306	373	.678
As ss	.244	-	652	93	-	159	28	7	13	62	44	1	161	4	-	28	7	294	368	.663
As lf	.223	-	602	80	-	134	26	2	15	59	73	3	111	2	-	5	1	305	347	.652
As cf	.277	-	563	109	-	156	32	1	55	138	112	12	171	9	-	13	1	403	631	1.033
As rf	.297	-	609	134	-	181	35	3	43	118	127	1	129	5	-	7	5	420	576	.996
All OF	.266	-	1774	323	-	471	93	6	113	315	312	16	411	16	-	25	7	377	516	.893
All DH	.254	-	614	89	-	156	29	1	39	106	77	9	208	7	-	2	0	343	495	.838
All PH	.151	-	53	6	-	8	4	0	0	9	5	0	15	0	-	0	0	220	226	.447
As dh (not ph)	.256	-	610	87	-	156	29	1	39	106	76	9	206	7	-	1	0	344	498	.842
As ph (not dh)	.163	-	49	5	-	8	4	0	0	9	4	0	13	0	-	0	0	222	245	.467
As ph for dh	.000	-	4	1	-	0	0	0	0	0	1	0	2	0	-	0	0	200	000	.200
As pr	-	-	0	10	-	0	0	0	0	0	0	0	0	0	-	2	1	-	-	-
Batting #1	.249	-	700	113	-	174	31	7	16	64	57	0	163	4	-	14	3	306	381	.687
Batting #2	.290	-	611	133	-	177	33	4	43	115	129	2	127	4	-	7	5	414	568	.982
Batting #3	.321	-	582	127	-	187	37	1	59	151	136	20	178	11	-	12	0	457	692	1.149
Batting #4	.216	-	639	62	-	138	25	2	21	95	60	0	168	5	-	3	1	285	360	.645
Batting #5	.226	-	624	76	-	141	26	1	31	85	50	2	177	5	-	5	4	287	420	.707
Batting #6	.232	-	594	85	-	138	23	0	22	69	66	1	119	4	-	16	6	311	382	.694
Batting #7	.253	-	572	71	-	145	36	0	16	70	67	1	123	5	-	21	4	331	400	.732
Batting #8	.219	-	580	71	-	127	20	0	13	63	48	0	125	5	-	4	1	282	321	.602
Batting #9	.228	-	548	77	-	125	12	0	16	70	59	0	146	6	-	6	2	305	338	.643
AVG	G	AB	R	R/G	H	2B	3B	HR	RBI	BB	IBB	SO	HP	LOB	SB	CS	OBP	SLG	OPS	
Leading Off Inning	.244	-	1301	-	-	318	46	5	49	54	121	1	309	16	-	-	-	316	400	.717
vs P 1st time in G	.251	-	3452	-	-	866	154	12	149	514	429	18	832	33	-	48	14	336	432	.768
vs P 2nd time in G	.240	-	1328	-	-	319	58	0	60	177	150	4	323	10	-	13	5	320	419	.739
vs P 3rd time in G	.249	-	658	-	-	164	31	3	28	91	92	4	168	6	-	12	4	345	433	.778
vs P 4th+ time in G	.250	-	12	-	-	3	0	0	0	1	0	0	3	0	-	0	0	308	250	.558
0-0 Count	.338	-	634	-	-	214	32	2	50	142	0	0	15	-	-	23	7	347	631	.978
0-1 Count	.363	-	510	-	-	185	34	5	22	77	0	0	6	-	-	10	0	367	578	.946
0-2 Count	.122	-	542	-	-	66	8	1	14	37	0	0	280	2	-	6	4	124	218	.342
1-0 Count	.355	-	321	-	-	114	19	0	22	70	0	0	3	-	-	16	1	355	620	.974
1-1 Count	.311	-	473	-	-	147	30	3	19	76	0	0	2	-	-	14	7	308	507	.815
1-2 Count	.176	-	860	-	-	151	23	2	23	79	0	0	395	5	-	3	2	179	287	.466
2-0 Count	.362	-	127	-	-	46	9	1	9	25	0	0	3	-	-	0	0	374	661	1.035
2-1 Count	.303	-	297	-	-	90	21	1	10	56	0	0	0	-	-	9	2	299	481	.780
2-2 Count	.175	-	880	-	-	154	29	0	27	83	0	0	387	10	-	2	1	183	300	.483

2024 Batting vs./at Opponents

Opponent	AVG	G	AB	R	R/G	H	2B	3B	HR	RBI	BB	IBB	SO	HP	LOB	SB	CS	OBP	SLG	OPS
vs. Arizona	.190	3	100	11	3.67	19	4	0	2	9	9	0	19	0	15	0	0	.255	.290	.545
vs. Atlanta	.211	3	90	10	3.33	19	4	1	2	9	11	0	27	0	13	0	1	.297	.344	.641
vs. Baltimore	.220	13	419	56	4.31	92	14	1	19	56	60	0	97	4	86	4	3	.320	.394	.714
vs. Boston	.252	13	449	71	5.46	113	24	0	19	69	57	1	106	1	100	7	2	.332	.432	.764
vs. Chicago-AL	.282	6	206	33	5.50	58	11	0	14	33	31	3	53	1	53	2	0	.377	.539	.915
vs. Chicago-NL	.181	3	94	6	2.00	17	3	0	0	5	14	0	22	0	22	3	1	.284	.213	.497
vs. Cincinnati	.182	3	99	10	3.33	18	6	0	4	10	13	0	14	0	21	0	0	.277	.364	.640
vs. Cleveland	.257	6	206	37	6.17	53	13	0	11	36	38	4	40	1	48	6	1	.371	.481	.852
vs. Colorado	.232	3	95	15	5.00	22	2	0	8	14	9	0	20	2	16	0	0	.311	.505	.817
vs. Detroit	.210	6	186	17	2.83	39	8	0	4	16	19	0	56	0	37	2	0	.282	.317	.599
vs. Houston	.282	7	241	43	6.14	68	10	0	13	40	38	0	59	4	59	2	0	.386	.485	.871
vs. Kansas City	.240	7	233	42	6.00	56	3	1	10	40	22	1	56	4	35	3	1	.314	.391	.705
vs. Los Angeles-AL	.231	6	199	24	4.00	46	10	2	6	23	31	1	46	0	49	0	0	.332	.392	.724
vs. Los Angeles-NL	.226	3	106	10	3.33	24	4	0	5	10	8	0	34	0	22	0	1	.281	.406	.686
vs. Miami	.234	3	94	12	4.00	22	6	0	4	12	19	0	18	0	27	1	0	.363	.426	.788
vs. Milwaukee	.344	3	125	36	12.00	43	6	0	10	35	18	1	20	1	25	3	1	.425	.632	1.057
vs. Minnesota	.285	6	200	36	6.00	57	15	2	6	35	25	1	42	1	43	5	0	.358	.470	.828
vs. New York-NL	.186	4	129	14	3.50	24	5	0	6	14	27	1	38	5	40	0	0	.348	.364	.712
vs. Oakland	.261	7	234	33	4.71	61	7	1	11	31	25	2	56	5	50	4	1	.341	.440	.781
vs. Philadelphia	.288	3	118	27	9.00	34	5	1	9	27	13	0	28	0	19	1	0	.353	.576	.930
vs. Pittsburgh	.196	3	92	12	4.00	18	5	0	2	10	16	1	31	2	20	5	2	.327	.315	.642
vs. San Diego	.262	3	103	14	4.67	27	4	1	6	13	5	0	32	0	16	2	1	.291	.495	.786
vs. Seattle	.238	7	235	34	4.86	56	12	0	10	34	26	1	60	3	47	6	3	.320	.417	.737
vs. San Francisco	.280	3	107	20	6.67	30	5	3	6	18	6	1	27	0	13	2	0	.316	.551	.867
vs. St. Louis	.279	3	104	18	6.00	29	9	0	3	17	6	2	32	0	16	2	1	.313	.452	.764
vs. Tampa Bay	.237	13	430	53	4.08	102	12	2	16	51	43	0	102	7	91	9	1	.315	.386	.701
vs. Texas	.292	6	212	38	6.33	62	10	0	10	37	20	1	53	3	43	7	1	.359	.481	.840
vs. Toronto	.262	13	442	74	5.69	116	23	0	17	70	54	5	115	4	91	8	4	.345	.430	.774
vs. Washington	.265	3	102	9	3.00	27	3	0	4	8	9	0	23	1	24	4	1	.325	.412	.736
Ballpark	AVG	G	AB	R	R/G	H	2B	3B	HR	RBI	BB	IBB	SO	HP	LOB	SB	CS	OBP	SLG	OPS
Angel Stadium	.206	3	97	13	4.33	20	2	2	3	12	19	0	25	0	23	0	0	.333	.361	.694
Bowman Field*	.182	1	33	2	2.00	6	0	0	0	1	4	0	10	0	6	0	0	.270	.182	.452
Camden Yards	.204	7	225	21	3.00	46	8	1	10	21	28	0	60	2	47	3	2	.298	.382	.680
Chase Field	.190	3	100	11	3.67	19	4	0	2	9	9	0	19	0	15	0	0	.255	.290	.545
Citi Field	.200	2	65	9	4.50	13	2	0	3	9	14	0	20	2	18	0	0	.358	.369	.727
Citizens Bank Park	.288	3	118	27	9.00	34	5	1	9	27	13	0	28	0	19	1	0	.353	.576	.930
Comerica Park	.145	2	62	3	1.50	9	3	0	2	3	6	0	16	0	12	1	0	.217	.290	.508
Fenway Park	.275	6	222	41	6.83	61	16	0	11	39	27	0	54	0	50	4	0	.345	.495	.841
Globe Life Field	.278	3	108	18	6.00	30	5	0	3	17	10	0	27	2	21	4	1	.350	.407	.757
Guaranteed Rate Field	.283	3	106	16	5.33	30	4	0	6	16	22	2	25	1	33	2	0	.408	.491	.898
Kauffman Stadium	.257	4	136	28	7.00	35	1	1	7	28	10	0	27	4	18	1	1	.325	.434	.758
American Family	.344	3	125	36	12.00	43	6	0	10	35	18	1	20	1	25	3	1	.425	.632	1.057
Minute Maid Park	.273	4	139	21	5.25	38	6	0	5	18	21	0	42	2	35	1	0	.372	.424	.796
Nationals Park	.265	3	102	9	3.00	27	3	0	4	8	9	0	23	1	24	4	1	.325	.412	.736
Oakland Coliseum	.284	3	109	21	7.00	31	4	0	6	19	15	2	21	3	25	4	0	.383	.486	.869
Oracle Park	.280	3	107	20	6.67	30	5	3	6	18	6	1	27	0	13	2	0	.316	.551	.867
PETCO Park	.262	3	103	14	4.67	27	4	1	6	13	5	0	32	0	16	2	1	.291	.495	.786
Progressive Field	.292	3	106	18	6.00	31	7	0	4	17	18	1	17	0	25	3	1	.392	.472	.864
Rogers Centre	.255	7	243	40	5.71	62	18	0	7	39	21	1	68	3	40	2	3	.320	.416	.735
T-Mobile Park	.196	3	107	15	5.00	21	7	0	3	15	12	1	37	0	21	4	0	.277	.346	.623
Target Field	.315	3	111	14	4.67	35	11	0	3	14	7	1	18	0	26	3	0	.347	.495	.843
Tropicana Field	.229	6	201	23	3.83	46	4	1	9	23	18	0	45	4	41	3	0	.301	.393	.694
Wrigley Field	.181	3	94	6	2.00	17	3	0	0	5	14	0	22	0	22	3	1	.284	.213	.497
Yankee Stadium	.244	81	2631	389	4.80	641	115	5	118	376	346	16	643	24	566	38	14	.334	.426	.760

*2024 Little League Classic



2024 Batting with Runners in Scoring Position

Player	AVG	PA	AB	H	2B	3B	HR	RBI	TB	BB	IBB	SO	SH	SF	HP	GDP	OBP	SLG	OPS
Jon Berti	.333	15	12	4	0	0	1	6	7	1	0	3	1	0	1	1	.429	.583	1.012
Oswaldo Cabrera	.275	91	80	22	4	0	1	27	29	6	0	18	2	3	0	1	.315	.363	.678
Jazz Chisholm Jr.	.175	60	57	10	1	0	1	10	14	2	0	21	0	1	0	1	.200	.246	.446
J.D. Davis	.000	5	4	0	0	0	0	0	0	1	0	1	0	0	0	1	.200	.000	.200
Jasson Domínguez	.182	17	11	2	0	0	0	0	1	2	6	3	0	0	0	0	.471	.182	.653
Trent Grisham	.231	48	39	9	2	0	4	21	23	5	1	7	1	2	1	2	.319	.590	.909
Jahmai Jones	.333	10	9	3	0	0	0	3	3	0	0	2	1	0	0	0	.333	.333	.666
Aaron Judge	.336	177	128	43	13	1	11	76	91	46	16	37	0	2	1	9	.508	.711	1.219
DJ LeMahieu	.264	63	53	14	3	0	1	25	20	2	0	11	1	6	1	3	.274	.377	.651
Carlos Narváez	.333	4	3	1	0	0	0	0	1	1	0	1	0	0	0	0	.500	.333	.833
Oswald Peraza	.000	4	4	0	0	0	0	0	0	0	0	2	0	0	0	0	.000	.000	.000
Ben Rice	.171	50	41	7	2	0	3	18	18	3	0	14	0	5	1	1	.220	.439	.659
Anthony Rizzo	.253	86	79	20	2	0	3	27	31	3	0	15	0	2	2	3	.291	.392	.683
Juan Soto	.345	151	116	40	6	1	10	67	78	30	2	15	0	4	1	3	.470	.672	1.142
Giancarlo Stanton	.278	123	108	30	9	0	8	48	63	13	2	27	0	2	0	6	.350	.583	.933
Gleyber Torres	.269	144	119	32	8	0	5	52	55	15	0	24	1	8	1	3	.336	.462	.798
Taylor Trammell	.000	1	0	0	0	0	0	0	0	1	0	0	0	0	0	0	1.000	.000	1.000
Jose Trevino	.222	55	45	10	1	0	1	19	14	7	0	12	0	2	1	4	.327	.311	.638
Alex Verdugo	.239	159	138	33	8	0	4	47	53	10	0	18	1	10	0	9	.272	.384	.656
Anthony Volpe	.214	143	126	27	5	0	4	44	44	14	1	32	0	3	0	0	.287	.349	.636
Austin Wells	.255	113	94	24	5	1	4	44	43	11	0	25	0	7	1	1	.319	.457	.776
TOTALS	.261	1519	1266	331	69	3	61	535	589	177	22	288	8	57	11	48	.343	.465	.809

2024 Bases Loaded

Player	AVG	PA	AB	H	2B	3B	HR	RBI	TB	BB	IBB	SO	SH	SF	HP	GDP	OBP	SLG	OPS
Jon Berti	.500	2	2	1	0	0	0	1	1	0	0	0	0	0	0	1	.500	.500	1.000
Oswaldo Cabrera	.000	5	2	0	0	0	0	3	0	1	0	0	0	2	0	0	.200	.000	.200
Jazz Chisholm Jr.	.167	13	12	2	0	0	0	5	2	0	0	4	0	1	0	0	.154	.167	.321
J.D. Davis	.000	1	1	0	0	0	0	0	0	0	0	1	0	0	0	0	.000	.000	.000
Jasson Domínguez	-	-	-	-	-	-	-	-	-	-	-	-	-	-	-	-	-	-	-
Trent Grisham	.200	5	5	1	0	0	1	5	4	0	0	0	0	0	0	2	.200	.800	1.000
Jahmai Jones	.000	1	1	0	0	0	0	0	0	0	0	0	0	0	0	0	.000	.000	.000
Aaron Judge	.353	19	17	6	0	1	2	19	14	2	0	4	0	0	0	4	.421	.824	1.245
DJ LeMahieu	.333	3	3	1	0	0	1	5	4	0	0	0	0	0	0	0	.333	1.333	1.666
Carlos Narváez	-	-	-	-	-	-	-	-	-	-	-	-	-	-	-	-	-	-	-
Oswald Peraza	-	-	-	-	-	-	-	-	-	-	-	-	-	-	-	-	-	-	-
Ben Rice	.000	4	3	0	0	0	0	1	0	0	0	2	0	1	0	0	.000	.000	.000
Anthony Rizzo	.429	10	7	3	1	0	0	8	4	1	0	3	0	1	1	1	.500	.571	1.071
Juan Soto	.500	14	12	6	3	1	0	17	11	2	0	1	0	0	0	1	.571	.917	1.488
Giancarlo Stanton	.158	21	19	3	2	0	1	12	8	1	0	8	0	1	0	2	.190	.421	.611
Gleyber Torres	.273	15	11	3	2	0	0	11	5	0	0	3	0	4	0	0	.200	.455	.655
Taylor Trammell	-	-	-	-	-	-	-	-	-	-	-	-	-	-	-	-	-	-	-
Jose Trevino	.200	5	5	1	0	0	0	2	1	0	0	1	0	0	0	3	.200	.200	.400
Alex Verdugo	.167	28	24	4	1	0	0	13	5	0	0	1	0	4	0	3	.143	.208	.351
Anthony Volpe	.267	19	15	4	1	0	0	13	5	3	0	3	0	1	0	0	.368	.333	.701
Austin Wells	.125	13	8	1	1	0	0	9	2	2	0	2	0	3	0	0	.231	.250	.481
TOTALS	.245	178	147	36	11	2	5	124	66	12	0	33	0	18	1	17	.275	.449	.724

2024 Pinch Hitting

Player	AVG	PA	AB	H	2B	3B	HR	RBI	TB	BB	IBB	SO	SH	SF	HP	GDP	OBP	SLG	OPS
Jon Berti	.000	2	2	0	0	0	0	0	0	0	0	1	0	0	0	0	.000	.000	.000
Oswaldo Cabrera	.000	4	4	0	0	0	0	0	0	0	0	1	0	0	0	0	.000	.000	.000
Jazz Chisholm Jr.	-	-	-	-	-	-	-	-	-	-	-	-	-	-	-	-	-	-	-
J.D. Davis	.000	1	1	0	0	0	0	0	0	0	0	1	0	0	0	0	.000	.000	.000
Jasson Domínguez	.000	1	1	0	0	0	0	0	0	0	0	0	0	0	0	0	.000	.000	.000
Trent Grisham	.000	7	6	0	0	0	0	0	0	1	0	4	0	0	0	0	.143	.000	.143
Jahmai Jones	.000	3	3	0	0	0	0	0	0	0	0	1	0	0	0	0	.000	.000	.000
Aaron Judge	-	-	-	-	-	-	-	-	-	-	-	-	-	-	-	-	-	-	-
DJ LeMahieu	.000	4	4	0	0	0	0	0	0	0	0	0	0	0	0	0	.000	.000	.000
Carlos Narváez	.000	1	1	0	0	0	0	0	0	0	0	0	0	0	0	0	.000	.000	.000
Oswald Peraza	-	-	-	-	-	-	-	-	-	-	-	-	-	-	-	-	-	-	-
Ben Rice	.333	4	3	1	0	0	0	0	1	1	0	0	0	0	0	0	.500	.333	.833
Anthony Rizzo	.000	1	1	0	0	0	0	0	0	0	0	1	0	0	0	0	.000	.000	.000
Juan Soto	1.000	1	1	1	1	0	0	1	2	0	0	0	0	0	0	1	1.000	2.000	3.000
Giancarlo Stanton	.400	5	5	2	2	0	0	4	4	0	0	1	0	0	0	1	.400	.800	1.200
Gleyber Torres	.000	2	2	0	0	0	0	0	0	0	0	0	0	0	0	0	.000	.000	.000
Taylor Trammell	-	-	-	-	-	-	-	-	-	-	-	-	-	-	-	-	-	-	-
Jose Trevino	.250	8	8	2	0	0	0	1	2	0	0	2	0	0	0	1	.250	.250	.500
Alex Verdugo	-	-	-	-	-	-	-	-	-	-	-	-	-	-	-	-	-	-	-
Anthony Volpe	-	-	-	-	-	-	-	-	-	-	-	-	-	-	-	-	-	-	-
Austin Wells	.182	15	11	2	1	0	0	3	3	3	0	3	0	1	0	0	.333	.273	.606
TOTALS	.151	59	53	8	4	0	0	9	12	5	0	15	0	1	0	2	.220	.226	.447



2024 Home Runs

1st-INNING LEADOFF HRs		GRAND SLAMS	
5x in 2024 / 3x in 2023		5x in 2024 / 3x in 2023	
Player	Date/Opp. (Pitcher)	Player	Date/Opp. (Pitcher)
Torres.....	9/12 vs. BOS (Criswell)	Judge.....	9/13 vs. BOS (Booser)
Torres.....	8/26 at WSH (Parker)	Grisham.....	9/4 at TEX (Anderson)
Torres.....	7/24 vs. NYM (Manaea)	LeMahieu.....	7/31 at PHI (Sánchez)
Rice.....	7/6 vs. BOS (Winckowski)	Judge.....	6/25 at NYM (Garrett)
Volpe.....	5/16 at MIN (Ryan)	Stanton.....	4/7 vs. TOR (Francis)
PINCH-HIT HRs		BACK-TO-BACK HRs	
0x in 2024 / 1x in 2023		10x in 2024/9x in 2023	
Player	Date/Opp. (Pitcher)	Players	Date/Opp. (Inning)
None in 2024		Soto/Judge/Stanton.....	8/25 vs. COL (7th inn.)
Last: Higashioka, 8/8/23 at CWS (off Banks)		Soto/Judge.....	8/20 vs. CLE (1st inn.)
WALK-OFF HRs		Judge/Wells.....	8/14 at CWS (8th inn.)
0x in 2024 / 0x in 2023		Soto/Judge.....	8/11 vs. TEX (7th inn.)
Player	Date/Opp. (Pitcher)	Stanton/Chisholm Jr....	8/10 vs. TEX-G2(8th inn.)
None in 2024		Soto/Judge.....	7/27 at BOS (1st inn.)
Last: Stanton, 9/20/22 vs. PIT (off Crowe)		Judge/Wells.....	7/26 at BOS (7th inn.)
MULTI-HR GAMES		Wells/Volpe.....	7/22 vs. TB (2nd inn.)
16x in 2024 / 14x in 2023		Soto/Judge.....	7/13 at BAL (5th inn.)
Player	Date/Opp. (Pitcher)	Soto/Judge.....	5/24 at SD (3rd inn.)
Wells.....	2HR, 8/30 vs. STL (Fedde/O'Brien)	Multi-HR Inning (Team): 21x in 2024/ 21x in 2023	
Judge.....	2HR, 8/25 vs. COL (Gomber/Criswell)	Last multi-HR inn., indiv.: G. Torres, 9/21/22 vs. PIT (2HR in 8th)	
Judge.....	2HR, 8/21 vs. CLE (Cantillo/Morgan)	RUNS VIA HR / RUNNERS ON BASE	
Soto.....	3HR, 8/13 at CWS (Cannon, 2x/Ellard)	HRs: 237 / Runs: 815 / Runs via HR: 393 (48.2%)	
Soto.....	2HR, 8/11 vs. TEX (Heaney/Chafin)	Solo (127): Cabrera (5), Chisholm Jr. (8),	
Chisholm Jr.....	2HR, 7/30 at PHI (Nola/Strahm)	Dominguez (1), Grisham (2), Jones (1),	
Chisholm Jr.....	2HR, 7/29 at PHI (Wheeler/Stubbs)	Judge (28), LeMahieu (1), Peraza (1), Rice (3),	
Judge.....	2HR, 7/29 at PHI (Wheeler/Marte)	Rizzo (3), Soto (24), Stanton (16), Torres (10),	
Soto.....	2HR, 7/22 vs. TB (Zuber/Kelly)	Trevino (6), Verdugo (6), Volpe (5), Wells (7)	
Rice.....	3HR, 7/6 vs. BOS (Winckowski/Anderson, 2x)	2-Run (69): Cabrera (3), Chisholm Jr. (2),	
Judge.....	2HR, 6/8 vs. LAD (Stone/Yarbrough)	Dominguez (1), Grisham (4), Judge (22),	
Soto.....	2HR, 6/2 at SF (Snell/Doval)	Rice (1), Rizzo (4), Soto (12), Stanton (5),	
Judge.....	2HR, 5/31 at SF (Hicks, 2x)	Torres (1), Trevino (1), Verdugo (5), Volpe (5),	
Soto.....	2HR, 5/22 vs. SEA (Miller, 2x)	Wells (3)	
Soto.....	2HR, 5/18 vs. CWS (Keller, 2x)	3-Run (36): Berti (1), Chisholm Jr. (1), Grisham	
Trevino.....	2HR, 5/12 at TB (Alexander/Ramirez)	(2), Judge (6), Rice (3), Rizzo (1), Soto (5),	
INSIDE-THE-PARK HRs		Stanton (5), Torres (4), Trevino (1), Verdugo	
0x in 2024 / 0x in 2023		(2), Volpe (2), Wells (3)	
Player	Date/Opp. (Pitcher)	Grand Slams (5): Grisham (1), Judge (2),	
None in 2024		LeMahieu (1), Stanton (1)	
Last: Hicks, 5/19/18 at KC (off Duffy)			

Yankees Games by the Numbers

NOTE2024 (2023)			
Standing in AL East:...	1st, 3+0 (4th, -19.0)	Post-All-Star:.....	36-28 (33-38)
Final Streak:.....	Won 1	Leading After 6:.....	76-4 (64-10)
Final Homestand:.....	2-4	Trailing After 6:.....	11-54 (6-58)
Final Road Trip:.....	5-1	Tied After 6:.....	7-10 (12-12)
Home Record:.....	44-37 (42-39)	Leading After 7:.....	84-6 (66-5)
Road Record:.....	50-31 (40-41)	Trailing After 7:.....	4-55 (4-64)
Day Record:.....	32-24 (30-26)	Tied After 7:.....	6-7 (12-11)
Night Record:.....	62-44 (52-54)	Leading After 8:.....	82-5 (73-2)
vs. AL East:.....	26-26 (22-30)	Trailing After 8:.....	4-58 (2-69)
vs. AL Central:.....	24-7 (18-14)	Tied After 8:.....	7-5 (7-9)
vs. AL West:.....	21-12 (19-13)	Extra-Inning Games:.....	8-8 (6-9)
vs. National League:.....	23-23 (23-23)	One-run Games:.....	19-18 (17-23)
vs. RH starters:.....	73-45 (67-67)	Two (or fewer)-run Games:..	33-34 (34-30)
vs. LH starters:.....	21-23 (15-13)	NY Yankees 5 or more:.....	69-13 (53-13)
Yankees Score First:.....	66-22 (56-20)	NY Yankees 4 or more:.....	81-24 (69-18)
Opp. Score First:.....	28-46 (26-60)	NY Yankees 3 or fewer:.....	13-44 (13-62)
Pre-All-Star:.....	58-40 (49-42)	NY Yankees 2 or fewer:.....	8-33 (3-50)
		Opp. Scores 5 or more:.....	13-47 (10-56)
		Opp. Scores 4 or fewer:.....	81-21 (72-24)
		Opp. Scores 3 or fewer:.....	69-14 (63-17)
		Opp. Scores 2 or fewer:.....	51-5 (46-6)
		Yankees No Errors:.....	61-29 (55-31)
		Yankees Make Error(s):.....	33-39 (27-49)
		NY Yankees Starter Goes 6:.....	47-13 (34-22)
		Comeback Wins:.....	36 (31)
		Yankees hit 0HR:.....	14-27 (9-36)
		Yankees hit at least 1HR:.....	80-41 (73-44)
		Yankees hit 2+ HRs:.....	50-19 (54-15)
		Walk-off Wins-Losses:.....	4-6 (6-9)
		Series Record:.....	30-18-4 (23-23-6)
		Series Record, home:.....	13-10-3 (11-10-5)
		Series Record, road:.....	17-8-1 (12-13-1)
		Sweeps by NY Yankees / by Opp:.....	8 (3) / 4 (3)
		Run Differential:.....	+147
		Runs Scored (per gm.):.....	815 (5.03)
		Runs Allowed (per gm.):.....	668 (4.12)



2024 Fielding Statistics

PITCHER	PCT	G	GS	INN	TC	PO	A	E	DP
Andrews	-	1	0	0.1	0	0	0	0	0
Beeter	-	3	0	3.2	0	0	0	0	0
Bickford	.000	8	0	8.1	1	0	0	1	0
Burdi	-	12	0	9.2	0	0	0	0	0
Cabrera	-	1	0	0.1	0	0	0	0	0
Cole	1.000	17	17	95.0	10	4	6	0	0
Cortes	1.000	31	30	174.1	15	5	10	0	1
Cousins	1.000	37	0	38.0	6	0	6	0	0
De los Santos	1.000	5	0	6.1	1	1	0	0	0
Effross	1.000	3	0	3.1	1	0	1	0	0
Ferguson	1.000	42	0	33.1	3	2	1	0	0
Gil	.864	29	29	151.2	22	14	5	3	1
Gómez	1.000	5	0	11.1	2	1	1	0	0
González	1.000	27	0	23.1	6	3	3	0	0
Hamilton	1.000	35	0	37.2	5	5	0	0	1
Hill	1.000	35	0	44.0	19	3	16	0	1
Holmes	1.000	67	0	63.0	10	6	4	0	0
Kahnle	1.000	50	0	42.2	6	4	2	0	0
Leiter Jr.	.667	21	0	21.2	3	0	2	1	0
Loáisiga	1.000	3	0	4.0	3	1	2	0	0
Maciejewski	-	4	0	7.0	0	0	0	0	0
Marinaccio	.750	16	0	23.1	4	1	2	1	0
Mayza	1.000	15	0	18.0	8	3	5	0	1
Misiewicz	-	1	0	1.0	0	0	0	0	0
Poteet	1.000	5	4	24.1	7	5	2	0	0
Rodón	1.000	32	32	175.0	14	4	10	0	0
Santana	1.000	23	0	27.1	4	2	2	0	1
Schmidt	.933	16	16	85.1	15	7	7	1	0
Stroman	.969	30	29	154.2	32	13	18	1	1
Tonkin	1.000	39	0	56.0	7	1	6	0	1
Trevino	-	2	0	2.0	0	0	0	0	0
Warren	1.000	6	5	22.2	1	1	0	0	0
Weaver	.778	62	0	84.0	9	2	5	2	0
TOTALS	.953	162	162	1452.2	214	88	116	10	8

FIRST BASE	PCT	G	GS	INN	TC	PO	A	E	DP
Cabrera	1.000	13	5	57.1	53	51	2	0	4
Davis	1.000	4	4	29.0	13	12	1	0	1
LeMahieu	.990	38	21	215.2	202	185	15	2	16
Rice	.993	49	41	349.0	289	273	14	2	21
Rizzo	.996	92	91	801.2	679	602	74	3	58
TOTALS	.994	162	162	1452.2	1236	1123	107	7	100

SECOND BASE	PCT	G	GS	INN	TC	PO	A	E	DP
Berti	1.000	2	1	12.0	3	2	1	0	0
Cabrera	.971	13	7	77.1	34	18	15	1	2
Jones	1.000	3	2	20.2	11	4	7	0	1
Torres	.969	153	152	1342.2	582	234	330	18	74
TOTALS	.970	162	162	1452.2	630	258	353	19	77

SHORTSTOP	PCT	G	GS	INN	TC	PO	A	E	DP
Cabrera	1.000	6	4	36.0	9	4	5	0	0
Volpe	.972	160	158	1416.2	570	210	344	16	68
TOTALS	.972	162	162	1452.2	579	214	349	16	68

THIRD BASE	PCT	G	GS	INN	TC	PO	A	E	DP
Berti	.929	18	17	154.0	42	6	33	3	4
Cabrera	.970	74	62	566.1	203	61	136	6	13
Chisholm Jr.	.940	45	45	400.1	116	35	74	7	6
Jones	1.000	3	0	5.1	2	1	1	0	0
LeMahieu	.989	36	34	295.2	95	27	67	1	4
Peraza	1.000	4	4	31.0	5	2	3	0	0
TOTALS	.963	162	162	1452.2	463	132	314	17	27

LEFT FIELD	PCT	G	GS	INN	TC	PO	A	E	DP
Berti	-	1	0	1.0	0	0	0	0	0
Cabrera	-	3	0	6.0	0	0	0	0	0
Dominguez	.957	13	12	105.0	23	20	2	1	0
Ellis	1.000	1	0	1.0	2	2	0	0	0
Jones	.800	5	2	23.0	5	4	0	1	0
Judge	1.000	5	5	40.0	14	14	0	0	0
Soto	1.000	6	6	52.0	14	13	1	0	0
Trammell	1.000	2	0	4.1	1	1	0	0	0
Verdugo	.996	141	137	1220.1	276	268	7	1	1
TOTALS	.991	162	162	1452.2	335	322	10	3	1

CENTER FIELD	PCT	G	GS	INN	TC	PO	A	E	DP
Chisholm Jr.	1.000	2	1	14.0	7	7	0	0	0
Dominguez	1.000	4	4	35.0	8	8	0	0	0
Grisham	.986	69	52	485.1	146	141	3	2	2
Judge	1.000	105	105	903.0	252	248	4	0	2
Verdugo	1.000	7	0	15.1	4	4	0	0	0
TOTALS	.995	162	162	1452.2	417	408	7	2	4

RIGHT FIELD	PCT	G	GS	INN	TC	PO	A	E	DP
Cabrera	1.000	3	1	10.0	2	2	0	0	0
Jones	1.000	8	1	20.0	7	7	0	0	0
Judge	1.000	8	7	67.0	17	17	0	0	0
Soto	.993	145	145	1277.2	300	289	9	2	1
Trammell	-	2	0	5.0	0	0	0	0	0
Verdugo	1.000	10	8	73.0	13	13	0	0	0
TOTALS	.994	162	162	1452.2	339	328	9	2	1

ALL OUTFIELD	PCT	G	GS	INN	TC	PO	A	E	DP
Berti	-	1	0	1.0	0	0	0	0	0
Cabrera	1.000	6	1	16.0	2	2	0	0	0
Chisholm Jr.	1.000	2	1	14.0	7	7	0	0	0
Dominguez	.968	16	16	140.0	31	28	2	1	0
Ellis	1.000	1	0	1.0	2	2	0	0	0
Grisham	.986	69	52	485.1	146	141	3	2	2
Jones	.917	13	3	43.0	12	11	0	1	0
Judge	1.000	117	117	1010.0	283	279	4	0	2
Soto	.994	151	151	1329.2	314	302	10	2	1
Trammell	1.000	4	0	9.1	1	1	0	0	0
Verdugo	.997	149	145	1308.2	293	285	7	1	1
TOTALS	.994	162	162	1452.2	1091	1058	26	7	6

CATCHER	G	GS	INN	TC	PO	A	E	DP	PCT	SB	CCS	CS%	CERA	PB	CPKO	PPKO	PCS
Narváez	6	4	35.0	42	41	1	0	0	1.000	1	1	50.0	6.69	0	0	0	0
Rice	1	0	1.0	0	0	0	0	0	-	0	0	0.00	0.00	0	0	0	0
Trevino	71	62	544.1	580	552	22	6	2	.990	57	8	18.6	3.49	5	2	9	5
Wells	110	96	872.1	936	892	33	11	5	.988	64	15	25.6	3.79	5	3	12	7
Totals	162	162	1452.2	1558	1485	56	17	7	.989	122	24	22.8	3.74	10	5	21	12

ALL POSITIONS	PCT	G	PO	A	E	TC	DP
TOTAL	.984	162	4358	1320	93	5771	112



2024 Individual Pitching

Pitcher	W-L	ERA	G	GS	CG	SHO	SV	SVO	IP	H	R	ER	HR	HP	BB	IBB	SO	WP	BK	AVG	WHIP	BF
Clayton Andrews	0-0	27.00	1	0	0	0	0	0	0.1	1	1	1	1	1	0	0	1	0	0	500	3.00	3
Clayton Beeter	0-0	4.91	3	0	0	0	0	0	3.2	4	2	2	0	0	1	0	5	0	0	286	1.36	15
Phil Bickford	0-0	8.64	8	0	0	0	0	0	8.1	10	9	8	1	1	1	0	6	0	0	278	1.32	39
Nick Burdi	1-0	1.86	12	0	0	0	0	0	9.2	5	2	2	1	2	9	0	12	3	0	147	1.45	45
Oswaldo Cabrera	0-0	0.00	1	0	0	0	0	0	0.1	0	0	0	0	0	2	0	0	0	0	0.00	6.00	3
Gerrit Cole	8-5	3.41	17	17	0	0	0	0	95.0	78	38	36	11	6	29	1	99	0	0	220	1.13	390
Nestor Cortes	9-10	3.77	31	30	0	0	0	0	174.1	162	74	73	24	4	39	0	162	2	1	245	1.15	710
Jake Cousins	2-1	2.37	37	0	0	0	1	1	38.0	20	14	10	5	5	20	1	53	4	0	154	1.05	155
Enyel de los Santos	0-0	14.21	5	0	0	0	0	0	6.1	13	10	10	1	3	3	0	5	0	0	419	2.53	37
Scott Effross	0-0	5.40	3	0	0	0	0	0	3.1	3	2	2	1	0	2	0	2	0	0	250	1.50	14
Caleb Ferguson	1-3	5.13	42	0	0	0	1	2	33.1	34	24	19	5	2	16	1	41	2	0	250	1.50	155
Luis Gil	15-7	3.50	29	29	0	0	0	0	151.2	104	60	59	18	8	77	0	171	6	2	189	1.19	637
Yoendrys Gómez	0-0	3.97	5	0	0	0	0	0	11.1	11	5	5	2	1	7	0	10	1	0	250	1.59	54
Victor González	2-1	3.86	27	0	0	0	2	3	23.1	13	12	10	3	3	13	0	11	0	0	160	1.11	97
Ian Hamilton	0-1	3.82	35	0	0	0	1	2	37.2	37	17	16	2	3	14	0	41	0	0	261	1.35	163
Tim Hill	3-0	2.05	35	0	0	0	0	0	44.0	36	13	10	2	1	9	1	18	0	0	225	1.02	173
Clay Holmes	3-5	3.14	67	0	0	0	30	43	63.0	60	29	22	4	3	22	1	68	4	0	248	1.30	271
Tommy Kahnle	0-2	2.11	50	0	0	0	1	1	42.2	30	16	10	5	2	19	1	46	1	0	190	1.15	179
Mark Leiter Jr.	2-1	4.98	21	0	0	0	0	1	21.2	28	14	12	6	2	9	1	33	3	0	301	1.71	104
Jonathan Loaisiga	1-0	0.00	3	0	0	0	0	1	4.0	7	0	0	0	0	1	0	3	0	0	368	2.00	20
Josh Maciejewski	0-0	2.57	4	0	0	0	0	0	7.0	4	2	2	1	0	2	0	7	0	0	160	0.86	27
Ron Marinaccio	1-0	3.86	16	0	0	0	0	1	23.1	18	11	10	4	3	10	0	25	0	1	217	1.20	99
Tim Mayza	0-1	4.00	15	0	0	0	0	0	18.0	18	10	8	2	1	3	0	12	0	0	261	1.17	74
Anthony Misiewicz	0-0	0.00	1	0	0	0	0	0	1.0	2	0	0	0	0	1	0	1	0	0	400	3.00	6
Cody Poteet	3-0	2.22	5	4	0	0	0	0	24.1	18	7	6	2	1	8	0	16	1	0	207	1.07	96
Carlos Rodon	16-9	3.96	32	32	0	0	0	0	175.0	157	81	77	31	10	57	0	195	3	2	235	1.22	736
Dennis Santana	2-0	6.26	23	0	0	0	2	2	27.1	27	19	19	2	1	10	0	19	1	2	262	1.35	115
Clarke Schmidt	5-5	2.85	16	16	0	0	0	0	85.1	71	31	27	8	9	30	0	93	2	0	230	1.18	353
Marcus Stroman	10-9	4.33	29	29	0	0	1	1	154.2	167	81	74	19	8	60	0	113	2	0	277	1.47	625
Michael Tonkin	3-2	3.38	39	0	0	0	2	4	56.0	44	26	21	3	3	21	1	57	3	1	214	1.16	232
Jose Trevino	0-0	13.50	2	0	0	0	0	0	2.0	5	3	3	0	0	2	0	0	0	0	455	3.50	13
Will Warren	0-3	10.32	6	5	0	0	0	0	22.2	33	27	26	5	1	10	0	29	0	2	340	1.90	110
Luke Weaver	7-3	2.89	62	0	0	0	4	4	84.0	52	28	27	10	4	26	0	103	1	0	176	0.93	331
Totals	94-68	3.74	162	162	0	0	45	65	1452.2	1272	668	604	181	88	533	8	1457	39	11	233	1.24	6131

2024 Starting Pitchers & Relief Pitchers

AS STARTER	W-L	ERA	G	GS	CGSHO	SV	SVO	IP	H	R	ER	HR	HP	BB	IBB	SO	WP	BK	AVG	WHIP	BF
Gerrit Cole	8-5	3.41	17	17	0	0	0	95.0	78	38	36	11	6	29	1	99	0	0	220	1.13	390
Nestor Cortes	8-10	3.86	30	30	0	0	0	170.0	162	74	73	24	4	39	0	159	2	1	250	1.18	696
Luis Gil	15-7	3.50	29	29	0	0	0	151.2	104	60	59	18	8	77	0	171	6	2	189	1.19	637
Cody Poteet	3-0	2.14	4	4	0	0	0	21.0	15	6	5	2	1	7	0	13	1	0	203	1.05	82
Carlos Rodón	16-9	3.96	32	32	0	0	0	175.0	157	81	77	31	10	57	0	195	3	2	235	1.22	736
Clarke Schmidt	5-5	2.85	16	16	0	0	0	85.1	71	31	27	8	9	30	0	93	2	0	230	1.18	353
Marcus Stroman	10-9	4.33	29	29	0	0	0	151.2	162	80	73	18	8	60	0	110	2	0	275	1.46	661
Will Warren	0-3	9.55	5	5	0	0	0	21.2	31	24	23	4	1	9	0	26	0	2	337	1.85	104
Totals	65-48	3.85	162	162	0	0	0	871.1	780	394	373	116	47	307	1	866	16	7	238	1.25	3659

AS RELIEVER	W-L	ERA	G	GS	CG	SHO	SV	SVO	IP	H	R	ER	HR	HP	BB	IBB	SO	WP	BK	AVG	WHIP	BF	
Clayton Andrews	0-0	27.00	1	0	0	0	0	0	0.1	1	1	1	1	1	0	0	1	0	0	500	3.00	3	
Clayton Beeter	0-0	4.91	3	0	0	0	0	0	3.2	4	2	2	0	0	1	0	5	0	0	286	1.36	15	
Phil Bickford	0-0	8.64	8	0	0	0	0	0	8.1	10	9	8	1	1	1	0	6	0	0	278	1.32	39	
Nick Burdi	1-0	1.86	12	0	0	0	0	0	9.2	5	2	2	1	2	9	0	12	3	0	147	1.45	45	
Oswaldo Cabrera	0-0	0.00	1	0	0	0	0	0	0.1	0	0	0	0	0	2	0	0	0	0	0.00	6.00	3	
Nestor Cortes	1-0	0.00	1	0	0	0	0	0	4.1	0	0	0	0	0	1	0	3	0	0	0.00	0.23	14	
Jake Cousins	2-1	2.37	37	0	0	0	0	1	38.0	20	14	10	5	5	20	1	53	4	0	154	1.05	155	
Enyel de los Santos	0-0	14.21	5	0	0	0	0	0	6.1	13	10	10	1	3	3	0	5	0	0	419	2.53	37	
Scott Effross	0-0	5.40	3	0	0	0	0	0	3.1	3	2	2	1	0	2	0	2	0	0	250	1.50	14	
Caleb Ferguson	1-3	5.13	42	0	0	0	1	2	33.1	34	24	19	5	2	16	1	41	2	0	250	1.50	155	
Yoendrys Gómez	0-0	3.97	5	0	0	0	0	0	11.1	11	5	5	2	1	7	0	10	1	0	250	1.59	54	
Victor González	2-1	3.86	27	0	0	0	2	3	23.1	13	12	10	3	3	13	0	11	0	0	160	1.11	97	
Ian Hamilton	0-1	3.82	35	0	0	0	1	2	37.2	37	17	16	2	3	14	0	41	0	0	261	1.35	163	
Tim Hill	3-0	2.05	35	0	0	0	0	0	44.0	36	13	10	2	1	9	1	18	0	0	225	1.02	173	
Clay Holmes	3-5	3.14	67	0	0	0	0	30	43	63.0	60	29	22	4	3	22	1	68	4	0	248	1.30	271
Tommy Kahnle	0-2	2.11	50	0	0	0	1	1	42.2	30	16	10	5	2	19	1	46	1	0	190	1.15	179	
Mark Leiter Jr.	2-1	4.98	21	0	0	0	0	0	21.2	28	14	12	6	2	9	1	33	3	0	301	1.71	104	
Jonathan Loaisiga	1-0	0.00	3	0	0	0	0	1	4.0	7	0	0	0	0	1	0	3	0	0	368	2.00	20	
Josh Maciejewski	0-0	2.57	4	0	0	0	0	0	7.0	4	2	2	1	0	2	0	7	0	0	160	0.86	27	
Ron Marinaccio	1-0	3.86	16	0	0	0	0	1	23.1	18	11	10	4	3	10	0	25	0	1	217	1.20	99	
Tim Mayza	0-1	4.00	15	0	0	0	0	0	18.0	18	10	8	2	1	3	0	12	0	0	261	1.17	74	
Anthony Misiewicz	0-0	0.00	1	0	0	0	0	0	1.0	2	0	0	0	0	1	0	1	0	0	400	3.00	6	
Cody Poteet	0-0	2.70	1	0	0	0	0	0	3.1	3	1	1	0	0	1	0	3	0	0	231	1.20	14	
Dennis Santana	2-0	6.26	23	0	0	0	0	2	27.1	27	19	19	2	1	10	0	19	1	2	262	1.35	115	
Marcus Stroman	0-0	3.00	1	0	0	0	1	1	3.0	5	1	1	1	0	0	0	3	0	0	357	1.67	14	
Michael Tonkin	3-2	3.38	39	0	0	0	0	2	44.0	44	26	21	5	3	21	1	57	3	1	214	1.16	232	
Jose Trevino	0-0	13.50	2	0	0	0	0	0	2.0	5	3	3	0	0	2	0	0	0	0	455	3.50	13	
Will Warren	0-0	27.00	1	0	0	0	0	0	1.0	2	3	3	1	0	1	0	3	0	0	400	3.00	6	
Luke Weaver	7-3	2.89	62	0	0	0	0	4	84.0	52	28	27	10	4	26	0	103	1	0	176	0.93	331	
Totals	29-20	3.58	162	0	0	0	45	66	581.1	492	274	231	65	41	226	7	591	23	4	226	1.24	2472	

2024 Team Pitching General Splits

	W-L	ERA	SV	SVO	G	CG	IP	H	R	ER	HR	BB	SO	AVG	OBP	SLG	OPS
Total	94-68	3.74	45	66	162	0	1452.2	1272	668	604	181	533	1457	.233	.309	.391	.700
Home	44-37	4.00	20	25	81	0	740.0	646	357	329	108	263	759	.232	.307	.403	.710
Away	50-31	3.47	25	41	81	0	712.2	626	311	275	73	270	698	.234	.312	.377	.689
Day	32-24	3.89	18	26	56	0	500.0	445	246	216	60	188	535	.235	.315	.394	.709
Night	62-44	3.67	27	40	106	0	952.2	827	422	388	121	345	922	.232	.306	.389	.695
Starter	65-48	3.85	0	0	162	0	871.1	780	394	373	116	307	866	.238	.310	.403	.714
Reliever	29-20	3.58	45	66	162	0	581.1	492	274	231	65	226	591	.226	.308	.371	.679
Grass	85-58	3.60	40	59	143	0	1289.1	1111	573	516	161	458	1280	.230	.304	.386	.690
Turf	9-10	4.85	5	7	19	0	163.1	161	95	88	20	75	177	.258	.348	.424	.771
Pre-All Star	58-40	3.54	27	39	98	0	872.1	734	382	343	107	320	854	.226	.305	.383	.688
Post-All Star	36-28	4.05	18	27	64	0	580.1	538	286	261	74	213	603	.244	.316	.402	.718
Extra-Inning Games	8-8	2.93	3	15	16	0	166.0	130	72	54	19	63	177	.211	.294	.360	.653
vs. AL	71-45	3.59	33	48	116	0	1037.1	923	453	414	116	376	1064	.236	.312	.382	.694
vs. NL	23-23	4.12	12	18	46	0	415.1	349	215	190	65	157	393	.225	.303	.412	.715
vs. AL East	26-26	4.30	12	16	52	0	460.2	450	239	220	59	173	495	.254	.330	.418	.748
vs. AL Central	24-7	2.66	9	15	31	0	281.1	219	91	83	23	94	271	.212	.283	.338	.620
vs. AL West	21-12	3.38	12	17	33	0	295.1	254	123	111	34	109	298	.230	.308	.366	.674
March	4-0	2.00	3	4	4	0	36.0	36	11	8	2	12	27	.259	.327	.345	.672
April	15-12	3.22	10	14	27	0	243.0	191	100	87	25	99	236	.215	.300	.355	.655
May	21-7	2.37	8	12	28	0	247.0	173	73	65	25	78	241	.195	.271	.324	.595
June	14-13	5.26	4	5	27	0	239.2	247	151	140	37	98	222	.264	.346	.459	.805
July	11-13	4.26	3	8	24	0	217.2	198	113	103	43	73	241	.237	.307	.451	.758
August	14-12	4.04	9	12	26	0	234.0	227	113	105	21	89	231	.251	.324	.390	.714
September	15-11	3.67	8	11	26	0	235.1	200	107	96	28	84	259	.230	.302	.371	.673
REST	W-L	ERA	SV	SVO	G	CG	IP	H	R	ER	HR	BB	SO	AVG	OBP	SLG	OPS
GS 4 Days Rest	21-18	3.70	0	0	52	0	287.1	248	120	118	36	98	280	.231	.303	.393	.697
GS 5 Days Rest	32-20	3.79	0	0	75	0	410.2	364	185	173	62	135	420	.235	.306	.409	.716
GS 6+ Days Rest	12-10	4.26	0	0	35	0	173.1	168	89	82	18	74	166	.254	.331	.405	.736
GS 4 Days Since Last GS	21-18	3.73	0	0	51	0	282.1	245	119	117	35	95	271	.232	.303	.393	.696
GS 5 Days Since Last GS	32-20	3.79	0	0	75	0	410.2	364	185	173	62	135	420	.235	.306	.409	.716
GS 6+ Days Since Last GS	12-10	4.19	0	0	36	0	178.1	171	90	83	19	77	175	.252	.330	.405	.735
Relief 0 Days Rest	6-8	4.74	4	10	51	0	74.0	66	52	39	9	36	69	.234	.337	.379	.717
Relief 1 Day Rest	8-4	3.49	14	18	85	0	141.2	107	66	55	14	60	156	.204	.294	.330	.624
Relief 2 Days Rest	5-6	3.73	15	24	88	0	147.0	139	70	61	16	55	150	.248	.321	.396	.716
Relief 3-5 Days Rest	7-2	3.12	10	12	88	0	147.0	113	57	51	15	51	149	.211	.287	.358	.646
Relief 6+ Days Rest	3-0	3.14	2	2	43	0	71.2	67	29	25	11	24	67	.245	.316	.420	.735
VS. TEAM	W-L	ERA	SV	SVO	G	CG	IP	H	R	ER	HR	BB	SO	AVG	OBP	SLG	OPS
vs. Arizona	2-1	2.89	2	3	3	0	28.0	24	14	9	3	11	25	.226	.306	.377	.683
vs. Atlanta	1-2	4.33	0	0	3	0	27.0	24	14	13	6	7	30	.233	.292	.476	.768
vs. Baltimore	5-8	4.08	2	3	13	0	114.2	117	62	52	14	32	111	.257	.317	.414	.732
vs. Boston	7-6	4.54	2	4	13	0	117.0	117	63	59	17	47	140	.258	.335	.436	.771
vs. Chicago-AL	5-1	3.23	3	3	6	0	53.0	52	20	19	4	12	56	.252	.297	.408	.705
vs. Chicago-NL	2-1	0.00	1	1	3	0	26.0	8	2	0	0	8	28	.094	.172	.141	.313
vs. Cincinnati	0-3	5.33	0	0	3	0	27.0	17	16	16	7	10	31	.173	.270	.439	.709
vs. Cleveland	4-2	2.97	1	2	6	0	57.2	38	22	19	7	30	53	.185	.297	.332	.629
vs. Colorado	2-1	3.67	1	1	3	0	27.0	23	12	11	2	12	31	.221	.299	.356	.655
vs. Detroit	4-2	2.08	3	6	6	0	52.0	40	13	12	1	16	60	.209	.276	.288	.564
vs. Houston	6-1	2.43	3	4	7	0	63.0	61	22	17	7	21	50	.251	.318	.387	.705
vs. Kansas City	5-2	2.92	1	3	7	0	64.2	57	24	21	5	25	53	.238	.312	.339	.651
vs. Los Angeles-AL	3-3	4.58	2	3	6	0	53.0	48	27	27	6	18	48	.240	.315	.380	.695
vs. Los Angeles-NL	1-2	4.66	1	1	3	0	29.0	24	17	15	4	15	24	.226	.331	.415	.746
vs. Miami	2-1	2.33	1	1	3	0	27.0	13	7	7	1	9	21	.146	.222	.191	.413
vs. Milwaukee	2-1	4.13	0	2	3	0	28.1	26	15	13	4	14	30	.239	.333	.450	.783
vs. Minnesota	6-0	2.00	1	1	6	0	54.0	32	12	12	6	11	49	.166	.220	.316	.536
vs. New York-NL	0-4	8.74	0	0	4	0	34.0	47	36	33	13	17	23	.326	.405	.688	1.092
vs. Oakland	5-2	2.25	3	3	7	0	64.0	36	17	16	6	15	63	.164	.230	.277	.507
vs. Philadelphia	3-0	4.20	1	3	3	0	30.0	26	15	14	3	12	29	.228	.318	.351	.669
vs. Pittsburgh	1-2	5.67	1	1	3	0	27.0	19	17	17	8	13	33	.200	.306	.484	.791
vs. San Diego	2-1	1.04	1	2	3	0	26.0	16	6	3	1	11	20	.174	.276	.250	.526
vs. Seattle	4-3	2.57	3	5	7	0	63.0	47	20	18	9	30	73	.210	.313	.357	.670
vs. San Francisco	3-0	2.67	1	1	3	0	27.0	22	10	8	3	6	25	.222	.271	.354	.625
vs. St. Louis	1-2	7.00	1	1	3	0	27.0	38	23	21	5	5	19	.336	.364	.558	.922
vs. Tampa Bay	7-6	3.68	4	4	13	0	115.0	104	50	47	17	41	126	.244	.317	.412	.729
vs. Texas	3-3	5.68	1	2	6	0	52.1	62	37	33	6	25	64	.288	.362	.428	.790
vs. Toronto	7-6	4.89	4	5	13	0	114.0	112	64	62	11	53	118	.256	.351	.409	.760
vs. Washington	1-2	3.60	1	1	3	0	25.0	22	11	10	5	7	24	.234	.287	.447	.734



2024 Team Pitching General Splits, continued

AT STADIUM	W-L	ERA	SV	SVO	G	CG	IP	H	R	ER	HR	BB	SO	AVG	OBP	SLG	OPS
American Family	2-1	4.13	0	2	3	0	28.1	26	15	13	4	14	30	.239	.333	.450	.783
Angel Stadium	2-1	2.77	1	2	3	0	26.0	16	8	8	3	6	23	.174	.232	.293	.526
BB&T Ballpark	0-1	2.00	0	2	1	0	9.0	8	3	2	0	2	10	.229	.270	.286	.556
Camden Yards	3-4	2.41	2	3	7	0	59.2	46	21	16	6	14	62	.206	.270	.345	.616
Chase Field	2-1	2.89	2	3	3	0	28.0	24	14	9	3	11	25	.226	.306	.377	.683
Citi Field	0-2	11.25	0	0	2	0	16.0	24	21	20	7	11	6	.353	.452	.750	1.202
Citizens Bank Park	3-0	4.20	1	3	3	0	30.0	26	15	14	3	12	29	.228	.318	.351	.669
Comerica Park	1-1	2.12	1	1	2	0	17.0	15	4	4	0	4	21	.231	.275	.323	.598
Fenway Park	3-3	5.88	0	1	6	0	52.0	65	37	34	6	30	62	.304	.392	.481	.873
Globe Life Field	1-2	6.75	0	1	3	0	25.1	29	21	19	3	11	34	.279	.350	.442	.793
Guaranteed Rate Field	2-1	5.19	2	2	3	0	26.0	32	15	15	3	6	22	.302	.339	.500	.839
Kauffman Stadium	3-1	3.03	1	2	4	0	35.2	32	12	12	1	16	20	.242	.331	.326	.657
Minute Maid Park	4-0	2.00	3	4	4	0	36.0	36	11	8	2	12	27	.259	.327	.345	.672
Nationals Park	1-2	3.60	1	1	3	0	25.0	22	11	10	5	7	24	.234	.287	.447	.734
Oakland Coliseum	3-0	1.61	2	2	3	0	28.0	15	6	5	0	6	28	.156	.206	.188	.393
Oracle Park	3-0	2.67	1	1	3	0	27.0	22	10	8	3	6	25	.222	.271	.354	.625
PETCO Park	2-1	1.04	1	2	3	0	26.0	16	6	3	1	11	20	.174	.276	.250	.526
Progressive Field	2-1	3.25	1	2	3	0	27.2	21	12	10	5	10	30	.210	.286	.410	.696
Rogers Centre	3-4	5.49	1	1	7	0	59.0	60	36	36	8	28	61	.267	.363	.440	.803
T-Mobile Park	2-1	1.33	2	3	3	0	27.0	21	6	4	3	16	32	.221	.345	.347	.692
Target Field	3-0	0.33	0	0	3	0	27.0	14	1	1	1	4	22	.144	.186	.206	.392
Tropicana Field	3-3	4.24	2	2	6	0	51.0	48	24	24	6	25	57	.255	.352	.420	.772
Wrigley Field	2-1	0.00	1	1	3	0	26.0	8	2	0	0	8	28	.094	.172	.141	.313
Yankee Stadium	44-37	4.00	20	25	81	0	740.0	646	357	329	108	263	759	.232	.307	.403	.710
BY INNING	W-L	ERA	SV	SVO	G	CG	IP	H	R	ER	HR	BB	SO	AVG	OBP	SLG	OPS
In 1st inning	-	3.94	-	-	162	-	162.0	142	76	71	23	62	158	.232	.311	.402	.713
In 2nd inning	-	3.33	-	-	162	-	162.0	137	65	60	19	52	181	.226	.297	.383	.680
In 3rd inning	-	3.94	-	-	162	-	162.0	153	74	71	19	62	169	.250	.322	.397	.719
In 4th inning	-	3.72	-	-	162	-	162.0	143	69	67	22	57	157	.237	.308	.414	.722
In 5th inning	-	4.06	-	-	162	-	162.0	151	80	73	24	54	147	.248	.323	.424	.747
In 6th inning	-	3.50	-	-	162	-	162.0	135	72	63	16	59	158	.222	.301	.367	.668
In 7th inning	-	4.78	-	-	162	-	162.0	142	90	86	26	68	157	.232	.316	.424	.740
In 8th inning	-	3.11	-	-	162	-	162.0	132	65	56	20	52	172	.218	.289	.365	.654
In 9th inning	-	3.01	-	-	136	-	134.2	112	50	45	11	54	132	.223	.303	.326	.629
In Extra Innings	-	4.91	-	-	16	-	22.0	25	27	12	1	13	26	.278	.377	.400	.777



On May 18, 2024 vs. the White Sox, RHP Luis Gil struck out a career-high 14 batters. Gil's 14K were the most by a Yankees rookie in a game in franchise history, surpassing RHP Orlando Hernández's 13K on August 13, 1998 vs. Texas. "El Duque" was in attendance for Gil's performance after throwing out the ceremonial first pitch earlier that day.

2024 Team Pitching Situational Splits

	G	AB	R	H	2B	3B	HR	RBI	SB	CS	BB	IBB	HP	SO	GDP	AVG	OBP	SLG	OPS
Total	162	5462	668	1272	276	21	181	638	122	36	533	8	88	1457	93	.233	.309	.391	.700
vs. Left	-	2140	-	478	96	9	56	231	46	10	240	5	28	564	35	.223	.308	.355	.663
vs. Right	-	3322	-	794	180	12	125	407	76	26	293	3	60	893	58	.239	.310	.413	.724
With 0 Outs	162	1918	-	474	96	9	70	155	29	5	152	0	25	493	33	.247	.309	.416	.725
With 1 Out	162	1827	-	448	100	8	63	262	40	17	178	3	35	485	60	.245	.320	.412	.732
With 2 Outs	162	1717	-	350	80	4	48	221	53	14	203	5	28	479	0	.204	.298	.339	.637
By Runners On	G	AB	R	H	2B	3B	HR	RBI	SB	CS	BB	IBB	HP	SO	GDP	AVG	OBP	SLG	OPS
None on	-	3095	-	721	157	13	112	112	0	0	293	1	51	810	0	.233	.310	.401	.710
None on/out	-	1367	-	340	70	8	50	50	0	0	118	0	16	339	0	.249	.316	.421	.737
Runners on	-	2367	-	551	119	8	69	526	122	36	240	7	37	647	93	.233	.309	.377	.686
Scoring Posn	-	1311	-	310	75	6	34	444	39	13	148	7	27	374	30	.236	.318	.381	.699
ScPos/2 Out	-	625	-	128	34	2	12	168	14	5	78	5	10	182	0	.205	.303	.323	.626
Bases Loaded	-	100	-	26	7	2	4	97	0	1	8	0	4	29	2	.260	.297	.490	.787
By Inning/Lineup	G	AB	R	H	2B	3B	HR	RBI	SB	CS	BB	IBB	HP	SO	GDP	AVG	OBP	SLG	OPS
1st IP	-	2320	-	522	114	7	75	316	46	11	238	6	40	633	39	.225	.306	.377	.683
Inning 1-6	-	3650	436	861	194	14	123	422	94	30	346	1	60	970	66	.236	.311	.398	.708
Inning 7+	-	1812	232	411	82	7	58	216	28	6	187	7	28	487	27	.227	.307	.376	.683
Close and Late	-	745	-	157	31	1	17	89	16	2	80	6	13	216	12	.211	.296	.323	.619
vs 1st Batr	-	464	-	114	27	2	14	58	4	1	45	0	7	126	7	.246	.320	.403	.723
1st time thru LnUp	-	3436	-	775	171	11	108	398	76	23	345	7	59	947	52	.226	.305	.376	.681
2nd time thru LnUp	-	1364	-	337	59	8	48	151	38	9	118	1	15	348	32	.247	.312	.408	.720
3rd time thru LnUp	-	655	-	160	46	2	25	89	8	4	70	0	14	160	9	.244	.328	.435	.763
4th+ time thru LnUp	-	7	-	0	0	0	0	0	0	0	0	0	0	2	0	.000	.000	.000	.000
By Binning Count	G	AB	R	H	2B	3B	HR	RBI	SB	CS	BB	IBB	HP	SO	GDP	AVG	OBP	SLG	OPS
0-0 Count	-	565	-	176	43	4	28	104	34	12	0	0	14	0	16	.312	.324	.550	.874
0-1 Count	-	490	-	166	34	1	23	75	18	3	0	0	17	0	18	.339	.358	.553	.911
0-2 Count	-	571	-	83	19	3	5	46	3	4	0	0	6	294	7	.145	.154	.215	.369
1-0 Count	-	359	-	120	19	0	23	71	11	2	0	0	3	0	6	.334	.337	.579	.916
1-1 Count	-	461	-	133	30	2	16	52	20	2	0	0	7	0	15	.289	.297	.466	.763
1-2 Count	-	964	-	148	24	1	20	66	14	3	0	0	15	464	8	.154	.165	.243	.408
2-0 Count	-	113	-	41	14	1	6	27	4	2	0	0	1	0	2	.363	.365	.664	1.029
2-1 Count	-	271	-	90	20	2	9	35	2	2	0	0	6	0	3	.332	.345	.520	.866
2-2 Count	-	872	-	134	35	3	15	54	8	2	0	0	11	421	8	.154	.164	.252	.416
3-0 Count	-	9	-	3	2	0	0	5	1	0	89	8	0	0	2	.333	.939	.556	1.494
3-1 Count	-	113	-	35	7	0	6	17	2	1	138	0	1	0	1	.310	.685	.531	1.216
3-2 Count	-	674	-	143	29	4	30	86	5	3	306	0	7	278	7	.212	.460	.401	.861
After (0-1)	-	2906	-	598	112	9	76	273	46	12	181	0	51	976	51	.206	.263	.329	.592
After (0-2)	-	1295	-	213	38	5	21	94	10	5	54	0	15	614	15	.164	.206	.250	.456
After (1-0)	-	1991	-	498	121	8	77	261	42	12	344	0	23	481	26	.250	.365	.435	.800
After (1-1)	-	2208	-	456	98	9	67	214	39	6	244	0	32	728	30	.207	.293	.350	.643
After (1-2)	-	1772	-	298	57	6	38	126	20	3	123	0	24	820	16	.168	.231	.271	.502
After (2-0)	-	545	-	141	44	2	19	80	10	8	227	0	7	115	8	.259	.478	.451	.930
After (2-1)	-	1032	-	226	50	3	39	117	11	8	265	0	15	318	10	.219	.384	.387	.771
After (2-2)	-	1340	-	225	52	5	36	115	9	4	218	0	15	608	12	.168	.290	.295	.585
After (3-0)	-	99	-	29	10	1	3	20	1	0	145	8	1	25	3	.293	.711	.505	1.216
After (3-1)	-	319	-	87	19	2	15	42	6	2	226	0	4	91	4	.273	.575	.486	1.061
After (3-2)	-	674	-	143	29	4	30	86	5	3	306	0	7	278	7	.212	.460	.401	.861
Two strikes	-	3081	-	508	107	11	70	252	30	12	306	0	39	1457	30	.165	.248	.275	.523
By Pitch Count	G	AB	R	H	2B	3B	HR	RBI	SB	CS	BB	IBB	HP	SO	GDP	AVG	OBP	SLG	OPS
Pitch 1-15	-	1944	-	445	95	7	59	219	39	5	184	7	37	501	37	.229	.305	.376	.681
Pitch 16-30	-	1147	-	260	63	2	37	149	25	14	120	0	17	323	14	.227	.308	.382	.689
Pitch 31-45	-	619	-	151	30	3	18	66	20	4	59	1	10	179	7	.244	.319	.389	.708
Pitch 46-60	-	552	-	136	27	4	24	73	14	6	57	0	8	138	9	.246	.323	.440	.763
Pitch 61-75	-	545	-	134	26	3	18	62	10	1	40	0	3	141	13	.246	.298	.404	.702
Pitch 76-90	-	449	-	105	26	1	16	46	14	5	51	0	10	113	10	.234	.325	.403	.729
Pitch 91-105	-	200	-	39	7	1	9	23	0	1	22	0	3	61	3	.195	.282	.375	.657
Pitch 106-120	-	6	-	2	2	0	0	0	0	0	0	0	0	1	0	.333	.333	.667	1.000
Batting Split	G	AB	R	H	2B	3B	HR	RBI	SB	CS	BB	IBB	HP	SO	GDP	AVG	OBP	SLG	OPS
Batting #1	-	665	-	158	37	1	18	54	22	5	70	1	12	171	7	.238	.320	.377	.697
Batting #2	-	657	-	146	30	2	20	76	14	4	63	2	13	173	8	.222	.302	.365	.668
Batting #3	-	617	-	137	33	0	19	70	10	3	84	1	12	153	11	.222	.325	.368	.693
Batting #4	-	609	-	151	37	6	26	104	5	3	71	1	8	165	11	.248	.331	.456	.787
Batting #5	-	601	-	143	33	5	23	89	11	7	63	1	9	167	14	.238	.317	.424	.741
Batting #6	-	598	-	131	33	1	22	70	10	1	48	1	11	168	15	.219	.285	.388	.673
Batting #7	-	593	-	149	25	2	18	58	18	7	46	0	7	156	12	.251	.311	.391	.702
Batting #8	-	566	-	131	28	1	14	58	19	4	47	1	10	152	9	.231	.300	.359	.658
Batting #9	-	556	-	126	20	3	21	59	13	2	41	0	6	152	6	.227	.287	.387	.674
By Inning	G	AB	R	H	2B	3B	HR	RBI	SB	CS	BB	IBB	HP	SO	GDP	AVG	OBP	SLG	OPS
In 1st inning	162	612	76	142	33	1	23	74	13	5	62	0	10	158	7	.232	.311	.402	.713
In 2nd inning	162	606	65	137	34	2	19	63	22	8	52	0	10	181	9	.226	.297	.383	.680
In 3rd inning	162	612	74	153	31	1	19	72	20	5	62	0	6	169	12	.250	.322	.397	.719
In 4th inning	162	604	69	143	31	5	22	68	15	3	57	1	6	157	17	.237	.308	.414	.722
In 5th inning	162	608	80	151	29	3	24	78	15	6	54	0	16	147	12	.248	.323	.424	.747
In 6th inning	162	608	72	135	36	2	16	67	9	3	59	0	12	158	9	.222	.301	.367	.668
In 7th inning	162	613	90	142	30	5	26	85	7	2	68	1	10	157	8	.232	.316	.424	.740
In 8th inning	162	606	65	132	27	1	20	61	7	1	52	0	11	172	9	.218	.289	.365	.654
In 9th inning	136	503	50	112	19	0	11	45	7	3	54	1	5	132	9	.223	.303	.362	.629
In Extra Innings	16	90	27	25	6	1	1	25	7	0	13	5	2	26	1	.278	.377	.400	.777





2025 Opponents

Hall of Famers Mickey Mantle and Stan Musial pose for a photo during spring training in Fort Lauderdale in the 1960s. The Yankees and Cardinals will meet for a three-game series in St. Louis from August 15-17.

ATHLETICS



Sutter Health Park (2000)

General Manager: David Forst
Manager: Mark Kotsay

2025 Schedule

at New York: at Athletics:
June 27-29 May 9-11

YANKEES vs. ATHLETICS*

2024 vs. Athletics 5-2
2024 at New York 2-2
2024 at Athletics 3-0

All-Time vs. Athletics 302-262
All-Time at New York 165-116
All-Time at Athletics 137-146

at current Yankee Stadium 34-19
at Sutter Health Park N/A

SERIES RESULTS, SINCE 2014

Year	Home	Road	Total
2024	2-2	3-0	5-2
2023	3-0	2-1	5-1
2022	3-0	2-2	5-2
2021	2-1	2-2	4-3
2019	2-1	0-3	2-4
2018	2-1	1-2	3-3
2017	2-1	0-4	2-5
2016	0-3	4-0	4-3
2015	2-1	1-3	3-4
2014	1-2	1-2	2-4
TOTAL	19-12	16-19	35-31

NY Y SINGLE-GAME RECORDS*

MOST RUNS	22 8/25/11 vs. OAK
MOST HITS	22 8/26/97 at OAK
MOST RUNS ALLOWED	19 8/29/89 vs. OAK
MOST HITS ALLOWED	20 6/12/71 at OAK
LONGEST GAME	18 inn. 6/13/13 at OAK

LONGEST WINNING STREAKS*

by NYY	11 games (7/5/10-7/22/11)
by NYY at home	10 games (5/6/77-8/27/78)
by NYY on road	9 games (7/5/10-5/27/12)
by ATH	16 games (9/9/89-5/1/91)
by ATH at home	10 games (9/9/89-5/1/91)
by ATH on road	6 games (2x, 4/30-9/9/90; 5/31/71-G2-4/25/72)

*since franchise moved to OAK in 1968

SERIES SWEEPS

at New York		at Athletics	
last by NYY	last by ATH	last by NYY	last by ATH
3-gm... 5/8-10/23	3-gm... 4/19-21/16	3-gm... 9/20-22/24	3-gm... 8/20-22/19
4-gm... 8/30-9/2/10	4-gm*... 7/14-16/72	4-gm... 5/19-22/16	4-gm... 6/15-18/17

*includes one doubleheader

BALTIMORE ORIOLES



Oriole Park at Camden Yards (1992)

Exec. VP/GM: Mike Elias
Manager: Brandon Hyde

2025 Schedule

at New York: at Baltimore:
June 20-22 April 28-30
Sept. 26-28 Sept. 18-21

YANKEES vs. BALTIMORE*

2024 vs. Orioles 5-8
2024 at New York 2-4
2024 at Baltimore 3-4

All-Time vs. Orioles 648-524-3
All-Time at New York 336-251-1
All-Time at Baltimore 312-273-2

at current Yankee Stadium 86-52
at Camden Yards 160-109-1

SERIES RESULTS, LAST 10 YEARS

Year	Home	Road	Total
2024	2-4	3-4	5-8
2023	3-4	3-3	6-7
2022	6-3	6-4	12-7
2021	5-4	6-4	11-8
2020	4-0	3-3	7-3
2019	7-2	10-0	17-2
2018	4-5	8-2	12-7
2017	8-2	4-5	12-7
2016	6-4	3-6	9-10
2015	7-3	2-7	9-10
TOTAL	52-31	48-38	100-69

NY Y SINGLE-GAME RECORDS*

MOST RUNS	20 8/14/55 at BAL (G2)
MOST HITS	24 7/30/11 vs. BAL (G2)
MOST RUNS ALLOWED	18 6/8/86 vs. BAL
MOST HITS ALLOWED	22 6/8/86 vs. BAL
LONGEST GAME	17 inn. 9/11/74 at BAL (G1)

LONGEST WINNING STREAKS*

by NYY	19 games (4/4/19-9/4/20-G1)
by NYY at home	12 games (5/15/19-G1-4/6/21)
by NYY on road	18 games (7/11/18-9/4/20-G1)
by BAL	9 games (8/15/67-5/22/68)
by BAL at home	10 games (2x, 10/3/81-6/21/83; 4/16/66-5/23/67)
by BAL on road	12 games (5/2/65-G1-6/21/66-G1)

*since franchise moved to BAL in 1954

SERIES SWEEPS

at New York		at Baltimore	
last by NYY	last by BAL	last by NYY	last by BAL
3-gm... 4/26-28/22	3-gm... 6/6-8/86	3-gm... 8/5-7/19	3-gm*... 10/3-4/15
4-gm*... 9/11-13/20	4-gm*... 9/21-23/76	4-gm... 5/20-23/19	4-gm*... 9/5-7/66
			5-gm*... 9/13-16/82

*includes one doubleheader



BOSTON RED SOX



Fenway Park (1912)

Chief Baseball Officer: Craig Breslow
Manager: Alex Cora

2025 Schedule

at New York: at Boston:
 June 6-8 June 13-15
 Aug. 21-24 Sept. 12-14

YANKEES vs. BOSTON

2024 vs. Red Sox 7-6
 2024 at New York 4-3
 2024 at Boston 3-3

All-Time vs. Red Sox ... *1,245-1,028-14
 All-Time at New York 673-462-7
 All-Time at Boston *572-566-7

at current Yankee Stadium 83-59
 at Fenway Park 510-513-4
 *inc. 2 road gms in London from 6/29-30/19

SERIES RESULTS, LAST 10 YEARS

Year	Home	Road	Total
2024	4-3	3-3	7-6
2023	1-5	3-4	4-9
2022	8-2	5-4	13-6
2021	5-4	4-6	9-10
2020	7-0	2-1	9-1
2019	8-1	6-4*	14-5*
2018	6-3	3-7	9-10
2017	6-4	5-4	11-8
2016	6-3	2-8	8-11
2015	4-6	7-2	11-8

TOTAL 55-31 40-43* 95-74*
 *inc. 2 road gms in London from 6/29-30/19

NYN SINGLE-GAME RECORDS

MOST RUNS

24 9/28/1923 at BOS

MOST HITS*

30 9/28/1923 at BOS

MOST RUNS ALLOWED

19 7/25/19 at BOS

MOST HITS ALLOWED*

27 5/28/05 vs. BOS

LONGEST GAME

20 inn. 8/29/67 vs. BOS (G2)

*in Live Ball Era (since 1920)

SERIES SWEEPS

at New York		at Boston	
last by NYN	last by BOS	last by NYN	last by BOS
3-gm**..8/17-18/21	3-gm...8/18-20/23	3-gm...9/24-26/21	3-gm**..6/16-18/23
4-gm...9/22-25/22	4-gm.....none	4-gm**..10/2-5/86	4-gm...8/2-5/18
5-gm**..9/28-30/51	5-gm**....7/7-9/39	5-gm**..8/18-21/06	5-gm.....none

*includes two doubleheaders

** includes one doubleheader

CHICAGO WHITE SOX



Rate Field (1991)

Sr. VP/GM: Chris Getz
Manager: Will Venable

2025 Schedule

at New York: at Chicago-AL:
 Sept. 23-25 Aug. 28-31

YANKEES vs. CHICAGO-AL

2024 vs. White Sox 5-1
 2024 at New York 3-0
 2024 at Chicago-AL 2-1

All-Time vs. White Sox ... *1,086-835-13
 All-Time at New York 579-378-5
 All-Time at Chicago-AL ... *507-457-8

at current Yankee Stadium 32-16
 at Rate Field 71-61

*inc. 1 road game in Iowa on 8/12/21

SERIES RESULTS, SINCE 2014

Year	Home	Road	Total
2024	3-0	2-1	5-1
2023	1-2	1-2	2-4
2022	1-2	3-1	4-3
2021	3-0	2-1*	5-1*
2019	1-2	2-2	3-4
2018	1-2	3-0	4-2
2017	2-1	2-2	4-3
2016	2-1	1-2	3-3
2015	3-1	2-1	5-2
2014	3-0	2-2	5-2

TOTAL 20-11 20-14* 40-25*
 *inc. 1 road game in Iowa on 8/12/21

NYN SINGLE-GAME RECORDS

MOST RUNS

22 7/26/31 vs. CWS (G2)

MOST HITS*

25 8/31/74 at CWS

MOST RUNS ALLOWED

17 6/18/00 vs. CWS

MOST HITS ALLOWED*

23 5/4/50 vs. CWS

LONGEST GAME

18 inn. ... 2x, last on 8/21/33 at CWS

*in Live Ball Era (since 1920)

SERIES SWEEPS

at New York		at Chicago-AL	
last by NYN	last by CWS	last by NYN	last by CWS
3-gm...5/17-19/24	3-gm...9/14-16/92	3-gm.....8/6-8/18	3-gm.....8/5-7/13
4-gm**....6/6-8/69	4-gm...6/15-18/00	4-gm.....8/1-4/11	4-gm...8/17-20/64

*includes one doubleheader

LONGEST WINNING STREAKS

by NYN 10 games
 (2x, 4/22-6/22/64;
 8/14/44-5/26/45)

by NYN at home 13 games
 (2x, 9/19/33-G1-8/27/34;
 8/7/27-7/21/28)

by NYN on road 10 games
 (5/9-8/25/31)

by CWS 8 games
 (3x, 9/3/72-7/10/73;
 6/10-8/22/67-G1; 7/16-8/22/1906-G2)

by CWS at home 9 games
 (6/4/72-G1-7/10/73)

by CWS on road 9 games
 (7/20/52-6/25/53)



CLEVELAND GUARDIANS



Progressive Field (1994)

Pres., Baseball Ops.: Chris Antonetti
Manager: Stephen Vogt

2025 Schedule

at New York: June 3-5
at Cleveland: April 21-23

YANKEES vs. CLEVELAND

2024 vs. Guardians 4-2
2024 at New York 2-1
2024 at Cleveland 2-1

All-Time vs. Guardians .. 1,123-881-12
All-Time at New York 607-395-5
All-Time at Cleveland 516-486-7

at current Yankee Stadium 31-19
at Progressive Field 73-45

SERIES RESULTS, SINCE 2014

Year	Home	Road	Total
2024	2-1	2-1	4-2
2023	2-1	2-1	4-2
2022	3-0	2-1	5-1
2021	1-2	3-1	4-3
2019	2-2	1-2	3-4
2018	3-0	2-2	5-2
2017	0-3	2-2	2-5
2016	2-1	3-1	5-2
2015	1-3	1-2	2-5
2014	1-2	2-2	3-4
TOTAL	17-15	20-15	37-30

NYN SINGLE-GAME RECORDS

MOST RUNS

21 3x, last on 7/24/99 vs. CLE

MOST HITS*

21 3x, last on 7/24/99 vs. CLE

MOST RUNS ALLOWED

24 7/29/28 at CLE

MOST HITS ALLOWED*

27 7/29/28 at CLE

LONGEST GAME

19 inn. 5/24/1918 vs. CLE

**in Live Ball Era (since 1920)*

LONGEST WINNING STREAKS

by NYY 13 games
(7/2/76-7/7/77)

by NYY at home 19 games
(6/10/60-4/21/62)

by NYY on road 10 games
(5/8/64-5/4/65)

by CLE 13 games
(7/13-9/23/1908)

by CLE at home 8 games
(2x, 6/8/1912-5/11/1913;
8/8/1904-7/14/1905)

by CLE on road 9 games
(7/13/1908-6/18/1909)

SERIES SWEEPS

at New York		at Cleveland	
last by NYY	last by CLE	last by NYY	last by CLE
3-gm... 4/22-24/22	3-gm*... 8/28-30/17	3-gm... 8/10-12/07	3-gm... 9/11-13/70
4-gm... 7/17-20/03	4-gm... 6/3-6/1913	4-gm*... 6/21-23/96	4-gm*... 6/15-17/62

**includes one doubleheader*

DETROIT TIGERS



Comerica Park (2000)

Pres., Baseball Ops.: Scott Harris
Manager: A.J. Hinch

2025 Schedule

at New York: Sept. 9-11
at Detroit: April 7-9

YANKEES vs. DETROIT

2024 vs. Tigers 4-2
2024 at New York 3-0
2024 at Detroit 1-2

All-Time vs. Tigers 1,071-939-10
All-Time at New York 584-419-4
All-Time at Detroit 487-520-6

at current Yankee Stadium 33-15
at Comerica Park 45-43

SERIES RESULTS, SINCE 2014

Year	Home	Road	Total
2024	3-0	1-2*	4-2*
2023	2-1	3-1	5-2
2022	3-0	2-1	5-1
2021	3-0	0-3	3-3
2019	1-2	2-1	3-3
2018	2-2	2-1	4-3
2017	1-2	2-1	3-3
2016	1-2	2-1	3-3
2015	2-1	3-1	5-2
2014	3-1	1-2	4-3
TOTAL	21-11	18-14*	39-25*

**incl. Little League Classic on 8/18/24*

NYN SINGLE-GAME RECORDS

MOST RUNS

22 5/2/39 at DET

MOST HITS*

23 7/22/58 at DET

MOST RUNS ALLOWED

19 2x, last on 9/29/28 at DET

MOST HITS ALLOWED*

27 9/29/28 at DET

LONGEST GAME

22 inn. 6/24/62 at DET

**in Live Ball Era (since 1920)*

LONGEST WINNING STREAKS

by NYY 11 games
(7/12-G2-9/17/42)

by NYY at home 10 games
(2x, 6/29/88-9/30/89;
7/22/31-G2-5/7/32)

by NYY on road 12 games
(6/9/96-4/18/98)

by DET 12 games
(6/10-8/18/1908)

by DET at home 9 games
(2x, 8/9/87-6/28/89;
6/3-9/19/1912)

by DET on road 7 games
(6/10-8/25/46)

SERIES SWEEPS

at New York		at Detroit	
last by NYY	last by DET	last by NYY	last by DET
3-gm..... 5/3-5/24	3-gm... 4/29-5/1/08	3-gm... 9/20-22/02	3-gm... 5/28-30/21
4-gm... 9/8-11/88	4-gm*... 6/13-15/58	4-gm... 6/8-11/26	4-gm*... 8/12-13/45

**includes one doubleheader*

***includes two doubleheaders*



HOUSTON ASTROS



Daikin Park (2000)

General Manager: Dana Brown
Manager: Joe Espada

2025 Schedule

at New York: at Houston:
 Aug. 8-10 Sept. 2-4

YANKEES vs. HOUSTON

2024 vs. Astros 6-1
 2024 at New York 2-1
 2024 at Houston 4-0

All-Time vs. Astros 49-33
 All-Time at New York 25-18
 All-Time at Houston 24-15

at current Yankee Stadium 23-17
 at Daikin Park 24-15

SERIES RESULTS, ALL TIME

Year	Home	Road	Total
2024	2-1	4-0	6-1
2023	2-2	3-0	5-2
2022	2-2	0-3	2-5
2021	2-1	2-1	4-2
2019	3-1	0-3	3-4
2018	2-1	3-1	5-2
2017	1-3	1-2	2-5
2016	2-1	2-1	4-2
2015	1-2	2-2	3-4
2014	1-2	1-2	2-4
2013	2-1	3-0	5-1
2010	3-0	---	3-0
2008	---	3-0	3-0
2003	2-1	---	2-1
TOTAL	25-18	24-15	49-33

NYN SINGLE-GAME RECORDS

MOST RUNS

16 4/6/16 vs. HOU

MOST HITS

17 4/6/16 vs. HOU

MOST RUNS ALLOWED

15 8/25/15 vs. HOU

MOST HITS ALLOWED

17 4/29/13 vs. HOU

LONGEST GAME

14 inn. 9/29/13 at HOU

SERIES SWEEPS

at New York		at Houston	
last by NYN	last by HOU	last by NYN	last by HOU
3-gm .. 6/11-13/10	3-gm none	3-gm 9/1-3/23	3-gm ... 4/8-10/19
4-gm none	4-gm none	4-gm ... 3/28-31/24	4-gm none

LONGEST WINNING STREAKS

by NYN 9 games
(9/1/23-5/8/24)by NYN at home 5 games
(5/29/18-6/22/19)by NYN on road 7 games
(9/1/23-pres.)by HOU 3 games
(5x, last 6/30-7/21/22-G2)by HOU at home 4 games
(7/11/21-7/21/22-G2)by HOU on road 3 games
(8/25/15-4/5/16)

KANSAS CITY ROYALS



Kauffman Stadium (1973)

Exec.VP, Baseball Ops./GM: J.J. Picollo
Manager: Matt Quatraro

2025 Schedule

at New York: at Kansas City:
 April 14-16 June 10-12

YANKEES vs. KANSAS CITY

2024 vs. Royals 5-2
 2024 at New York 2-1
 2024 at Kansas City 3-1

All-Time vs. Royals 319-206-1
 All-Time at New York 177-88
 All-Time at Kansas City 142-118-1

at current Yankee Stadium 36-16
 at Kauffman Stadium 129-107

SERIES RESULTS, SINCE 2014

Year	Home	Road	Total
2024	2-1	3-1	5-2
2023	3-0	1-2	4-2
2022	3-1	3-0	6-1
2021	2-1	2-1	4-2
2019	3-1	2-1	5-2
2018	3-1	2-1	5-2
2017	3-1	2-1	5-2
2016	3-1	2-1	5-2
2015	3-0	1-2	4-2
2014	1-2	2-2	3-4
TOTAL	26-9	20-12	46-21

NYN SINGLE-GAME RECORDS

MOST RUNS

18 9/5/82 at KC

MOST HITS

26 8/27/72 vs. KC (G2)

MOST RUNS ALLOWED

17 9/13/04 at KC

MOST HITS ALLOWED

22 6/6/82 vs. KC

LONGEST GAME

16 inn. 8/27/72 vs. KC (G2)

SERIES SWEEPS

at New York		at Kansas City	
last by NYN	last by KC	last by NYN	last by KC
3-gm .. 7/21-23/23	3-gm ... 6/3-5/94	3-gm ... 4/29-5/1/22	3-gm.. 5/31-6/2/05
4-gm* .. 8/7-9/98	4-gm none	4-gm none	4-gm none
5-gm* .. 7/12-15/84			

*includes one doubleheader

LONGEST WINNING STREAKS

by NYN 12 games
(8/13/97-8/18/98)by NYN at home 14 games
(8/7/02-4/13/06)by NYN on road 8 games
(5/4/97-8/18/98)by KC 5 games
(2x, 5/26-7/4/90;
5/14-7/24/78)by KC at home 6 games
(5/26/90-4/12/91)by KC on road 4 games
(2x, 8/22/93-6/5/94;
4/20-8/14/91)

LOS ANGELES ANGELS



Angel Stadium of Anaheim (1966)

General Manager: Perry Minasian
Manager: Ron Washington

2025 Schedule

at New York: June 16-19
at Los Angeles-AL: May 26-28

YANKEES vs. LOS ANGELES-AL

2024 vs. Angels 3-3
2024 at New York 1-2
2024 at Los Angeles-AL 2-1

All-Time vs. Angels 378-311
All-Time at New York 212-130
All-Time at Los Angeles-AL 166-181

at current Yankee Stadium 37-17
at Angel Stadium 142-160

SERIES RESULTS, SINCE 2014

Year	Home	Road	Total
2024	1-2	2-1	3-3
2023	2-1	0-3	2-4
2022	3-0	1-2	4-2
2021	2-2	1-2	3-4
2019	2-1	3-1	5-2
2018	2-1	3-0	5-1
2017	1-2	1-2	2-4
2016	4-0	2-1	6-1
2015	3-0	1-2	4-2
2014	2-1	2-1	4-2
TOTAL	22-10	16-15	38-25

NYN SINGLE-GAME RECORDS

MOST RUNS

17 8/20/96 vs. CAL

MOST HITS

19 4x, last on 8/13/13 vs. LAA

MOST RUNS ALLOWED

18 8/21/07 at LAA

MOST HITS ALLOWED

19 3x, last on 7/29/98 at ANA

LONGEST GAME

15 inn. .. 2x, last on 8/27/76 at CAL

LONGEST WINNING STREAKS

by NYN 7 games
(2x, 7/1/15-8/20/16;
8/23/80-5/4/81)

by NYN at home 11 games
(4/20/61-G1-6/29/62)

by NYN on road 6 games
(4/27/18-4/24/19)

by LAA 5 games
(4x, last 4/27-7/23/05)

by LAA at home 6 games
(2x, 7/14/91-7/18/92;
7/9/82-5/25/83)

by LAA on road 4 games
(4x, last 8/21/96-4/15/97)

SERIES SWEEPS

at New York		at Los Angeles-AL	
last by NYN	last by LAA	last by NYN	last by LAA
3-gm*..5/31-6/2/22	3-gm...5/25-27/07	3-gm...4/27-29/18	3-gm...7/17-19/23
4-gm.....6/6-9/16	4-gm.....none	4-gm...7/21-24/94	4-gm.....none

*includes one doubleheader

MINNESOTA TWINS



Target Field (2010)

Pres., Baseball Ops.: Derek Falvey
Manager: Rocco Baldelli

2025 Schedule

at New York: Aug. 11-13
at Minnesota: Sept. 15-17

YANKEES vs. MINNESOTA*

2024 vs. Twins 6-0
2024 at New York 3-0
2024 at Minnesota 3-0

All-Time vs. Twins 390-268-1
All-Time at New York 205-120-1
All-Time at Minnesota 185-148

at current Yankee Stadium 39-13
at Target Field 31-15

SERIES RESULTS, SINCE 2014

Year	Home	Road	Total
2024	3-0	3-0	6-0
2023	2-2	1-2	3-4
2022	3-1	2-1	5-2
2021	4-0	2-1	6-1
2019	2-1	2-1	4-2
2018	4-0	1-2	5-2
2017	3-0	1-2	4-2
2016	2-1	3-1	5-2
2015	3-0	2-1	5-1
2014	1-2	3-1	4-3
TOTAL	27-7	20-12	47-19

NYN SINGLE-GAME RECORDS*

MOST RUNS

18 4/18/88 at MIN

MOST HITS

22 8/13/99 vs. MIN

MOST RUNS ALLOWED

13 2x, last on 5/18/94 at MIN

MOST HITS ALLOWED

20 2x, last on 5/17/02 vs. MIN

LONGEST GAME

19 inn. 8/25/76 vs. MIN

LONGEST WINNING STREAKS*

by NYN 13 games
(5/10/02-4/21/03)

by NYN at home 10 games
(2x, 7/5/07-5/15/10;
5/17/02-7/26/05)

by NYN on road 8 games
(7/19/85-7/12/86)

by MIN 6 games
(3x, 5/24-6/4/69;
9/4/66-5/3/67; 9/27/63-6/2/64)

by MIN at home 8 games
(9/4/66-9/22/67)

by MIN on road 5 games
(9/27/63-7/3/64)

*since franchise moved to MIN in 1961

SERIES SWEEPS

at New York		at Minnesota	
last by NYN	last by MIN	last by NYN	last by MIN
3-gm.....6/4-6/24	3-gm...8/9-11/68	3-gm...5/14-16/24	3-gm...9/6-8/91
4-gm...4/23-26/18	4-gm.....none	4-gm.....7/1-4/13	4-gm*...7/3-5/67

*includes one doubleheader



SEATTLE MARINERS



T-Mobile Park (July 15, 1999)

Pres., Baseball Ops.: Jerry Dipoto
Manager: Dan Wilson

2025 Schedule

at New York: July 8-10
at Seattle: May 12-14

YANKEES vs. SEATTLE

2024 vs. Mariners	4-3
2024 at New York	2-2
2024 at Seattle	2-1

All-Time vs. Mariners	260-193
All-Time at New York	129-96
All-Time at Seattle	131-97

at current Yankee Stadium	31-23
at T-Mobile Park	64-35

SERIES RESULTS, SINCE 2014

Year	Home	Road	Total
2024	2-2	2-1	4-3
2023	2-1	2-1	4-2
2022	1-2	1-2	2-4
2021	3-1	2-1	5-2
2019	3-1	3-0	6-1
2018	3-0	2-1	5-1
2017	2-1	3-1	5-2
2016	1-2	2-1	3-3
2015	2-1	3-0	5-1
2014	0-3	3-0	3-3
TOTAL	19-14	23-8	42-22

NYY SINGLE-GAME RECORDS

MOST RUNS

16 2x, last on 5/8/03 at SEA

MOST HITS

23 8/25/84 at SEA

MOST RUNS ALLOWED

16 7/11/79 at SEA

MOST HITS ALLOWED

20 5/4/07 vs. SEA

LONGEST GAME

17 inn. 5/11/84 vs. SEA

LONGEST WINNING STREAKS

by NYY 8 games
(2x, 9/4/07-5/25/08
5/9-8/29/99)

by NYY at home 10 games
(2x, 9/4/07-7/1/09;
5/8/79-8/30/80)

by NYY on road 8 games
(6/8/13-6/3/15)

by SEA 5 games
(3x, 5/29-6/10/95;
5/4-18/91; 8/19-G2-30/88)

by SEA at home 7 games
(8/19/78-7/11/79)

by SEA on road 6 games
(2x, 8/18/01-4/29/03;
8/5/00-4/26/01)

SERIES SWEEPS

at New York		at Seattle	
last by NYY	last by SEA	last by NYY	last by SEA
3-gm... 6/19-21/18	3-gm... 5/3-5/02	3-gm... 8/26-28/19	3-gm... 8/26-28/96
4-gm..... none	4-gm..... none	4-gm... 8/5-8/99	4-gm..... none

TAMPA BAY RAYS



Tropicana Field (1998)

*will play 2025 home games at
GMS Field

Pres., Baseball Ops.: Erik Neander
Manager: Kevin Cash

2025 Schedule

at New York: May 2-4
at Tampa Bay: April 17-20
July 28-31 Aug. 19-20

YANKEES vs. TAMPA BAY

2024 vs. Rays	7-6
2024 at New York	4-3
2024 at Tampa Bay	3-3

All-Time vs. Rays	^*263-200
All-Time at New York	145-88
All-Time at Tampa Bay	^*118-112

at current Yankee Stadium	80-62
at Tropicana Field	115-110

*inc. 2 road gms in Tokyo from 3/30-31/04

^inc. 3 road gms at Citi Field from 9/11-13/17

SERIES RESULTS, LAST 10 YEARS

Year	Home	Road	Total
2024	4-3	3-3	7-6
2023	3-4	2-4	5-8
2022	6-3	5-5	11-8
2021	3-7	5-4	8-11
2020	1-5	1-3	2-8
2019	8-2	4-5	12-7
2018	6-3	4-6	10-9
2017	8-2	4-5^	12-7^
2016	7-3	4-5	11-8
2015	6-3	6-4	12-7
TOTAL	52-35	38-44	90-79

^inc. 3 road gms at Citi Field from 9/11-13/17

NYY SINGLE-GAME RECORDS

MOST RUNS

21 7/22/07 vs. TB

MOST HITS

25 7/22/07 vs. TB

MOST RUNS ALLOWED

19 7/29/06 vs. TB

MOST HITS ALLOWED

20 5/2/14 vs. TB

LONGEST GAME

14 inn. 5/2/14 vs. TB

LONGEST WINNING STREAKS

by NYY 11 games
(9/17/98-9/24/99)

by NYY at home 11 games
(4/14/04-4/18/05)

by NYY on road 7 games
(9/13/05-7/8/06)

by TB 7 games
(9/22/11-4/8/12)

by TB at home 9 games
(7/21/11-7/3/12)

by TB on road 5 games
(2x, 9/2/20-5/31/21;
5/4-9/9/14)

Due to Hurricane Irma, the Yankees-Rays series from 9/11-13/17 was relocated from Tropicana Field to Citi Field.

SERIES SWEEPS

at New York		at Tampa Bay	
last by NYY	last by TB	last by NYY	last by TB
3-gm... 6/14-16/22	3-gm... 4/16-18/21	3-gm... 4/17-19/15	3-gm... 6/22-24/18
4-gm*... 9/7-9/09	4-gm..... none	4-gm... 7/9-12/98	4-gm..... none

* includes one doubleheader



TEXAS RANGERS



Globe Life Field (2020)

Exec. VP/GM: Chris Young
Manager: Bruce Bochy

2025 Schedule

at New York: May 20-22
at Texas: Aug. 4-6

YANKEES vs. TEXAS*

2024 vs. Rangers 3-3
2024 at New York 2-1
2024 at Texas 1-2

All-Time vs. Rangers 285-215
All-Time at New York 163-90
All-Time at Texas 122-125

at current Yankee Stadium 35-20
at Globe Life Field 7-8

SERIES RESULTS, SINCE 2014

Year	Home	Road	Total
2024	2-1	1-2	3-3
2023	2-1	1-3	3-4
2022	2-1	2-2	4-3
2021	3-0	3-1	6-1
2019	2-1	1-2	3-3
2018	3-1	1-2	4-3
2017	1-2	2-1	3-3
2016	2-2	1-2	3-4
2015	0-3	2-2	2-5
2014	3-1	1-2	4-3
TOTAL	20-13	15-19	35-32

NYN SINGLE-GAME RECORDS*

MOST RUNS

21 2x, last 7/28/15 at TEX

MOST HITS

23 8/23/99 at TEX

MOST RUNS ALLOWED

20 7/19/87 at TEX

MOST HITS ALLOWED

22 7/19/87 at TEX

LONGEST GAME

15 inn. 6/16/91 at TEX

LONGEST WINNING STREAKS*

by NYN 8 games
(2x, 7/24/06-5/9/07;
7/20/05-5/7/06)

by NYN at home 8 games
(2x, 4/16/11-8/15/12;
4/4/94-4/12/96)

by NYN on road 10 games
(7/20/05-5/3/07-G2)

by TEX 7 games
(4/20-9/10/90)

by TEX at home 15 games
(7/20/89-9/3/91)

by TEX on road 5 games
(5/22/15-6/28/16)

*since franchise moved to TEX in 1972

SERIES SWEEPS

at New York		at Texas	
last by NYN	last by TEX	last by NYN	last by TEX
3-gm...9/20-22/21	3-gm...5/22-24/15	3-gm...5/1-3/07	3-gm...9/10-12/10
4-gm...8/11-14/05	4-gm.....none	4-gm.....none	4-gm...7/20-23/89

*includes one doubleheader

TORONTO BLUE JAYS



Rogers Centre (June 3, 1989)

Exec. VP/Baseball Ops/GM: Ross Atkins
Manager: John Schneider

2025 Schedule

at New York: April 25-27
at Toronto: June 30-July 3
Sept. 5-7 July 21-23

YANKEES vs. TORONTO

2024 vs. Blue Jays 7-6
2024 at New York 4-2
2024 at Toronto 3-4

All-Time vs. Blue Jays 398-327
All-Time at New York 208-154
All-Time at Toronto 190-173

at current Yankee Stadium 84-54
at Rogers Centre 136-135

SERIES RESULTS, LAST 10 YEARS

Year	Home	Road	Total
2024	4-2	3-4	7-6
2023	2-4	5-2	7-6
2022	5-5	6-3	11-8
2021	2-8	6-3	8-11
2020	3-0	2-5	5-5
2019	7-2	4-6	11-8
2018	7-3	6-3	13-6
2017	5-4	4-6	9-10
2016	5-4	2-8	7-12
2015	2-8	4-5	6-13
TOTAL	42-40	42-45	84-85

NYN SINGLE-GAME RECORDS*

MOST RUNS

20 9/15/20 vs. TOR

MOST HITS

22 4/8/02 at TOR

MOST RUNS ALLOWED

19 9/10/77 vs. TOR

MOST HITS ALLOWED

21 2x, last on 8/21/08 at TOR

LONGEST GAME

17 inn. 4/19/01 at TOR

LONGEST WINNING STREAKS

by NYN 13 games
(5/10/95-6/4/96)

by NYN at home 17 games
(9/19/12-G1-7/25/14)

by NYN on road 7 games
(5/10/95-6/11/96)

by TOR 10 games
(4/14-9/25/92)

by TOR at home 8 games
(4/13-9/25/16)

by TOR on road 7 games
(4/9-9/12/15-G2)

Due to the COVID-19 pandemic, the Blue Jays played their 2020 home games at Sahlen Field in Buffalo, N.Y. In 2021, the Blue Jays played home games at TD Ballpark in Dunedin, Fla., and at Sahlen Field in Buffalo, N.Y. before returning to Toronto midseason.

SERIES SWEEPS

at New York		at Toronto	
last by NYN	last by TOR	last by NYN	last by TOR
3-gm...9/15-17/20	3-gm...8/7-9/15	3-gm+...6/15-17/21	3-gm...5/30-6/1/16
4-gm*...8/20-22/13	4-gm...9/6-9/21	4-gm.....none	4-gm.....none

*includes one doubleheader

+at Sahlen Field



ARIZONA DIAMONDBACKS



Chase Field (1998)

Exec. VP/GM: Mike Hazen
Manager: Torey Lovullo

2025 Schedule

at New York: at Arizona:
 April 1-3 N/A

SERIES RESULTS, ALL TIME

Year	Home	Road	Total
2024	---	2-1	2-1
2023	2-1	---	2-1
2019	1-1	0-2	1-3
2016	---	1-2	1-2
2013	2-1	---	2-1
2010	---	2-1	2-1
2007	3-0	---	3-0
2004	---	2-1	2-1
2002	2-1	---	2-1
TOTAL	10-4	7-7	17-11

YANKEES vs. ARIZONA

2024 vs. Diamondbacks 2-1
2024 at New York N/A
2024 at Arizona 2-1

All-Time vs. Diamondbacks 17-11
All-Time at New York 10-4
All-Time at Arizona 7-7
at current Yankee Stadium 5-3
at Chase Field 7-7

SERIES SWEEPS

at New York
 last by NYY 6/12-14/07 (3G)
 last by ARI None

at Arizona
 last by NYY None
 last by ARI 4/30-5/1/19 (2G)

NYY SINGLE-GAME RECORDS

MOST RUNS
 9 2x, last on 6/22/10 at ARI
MOST HITS
 12 5x, last on 9/22/23 vs. ARI
MOST RUNS ALLOWED
 12 5/16/16 at ARI
MOST HITS ALLOWED
 16 6/12/02 vs. ARI
LONGEST GAME
 12 inn. 4/18/13 vs. ARI

ATLANTA BRAVES



Truist Park (2017)

Pres., Baseball Ops./GM: Alex Anthopoulos
Manager: Brian Snitker

2025 Schedule

at New York: at Atlanta:
 N/A July 18-20

SERIES RESULTS, ALL TIME

Year	Home	Road	Total
2024	1-2	---	1-2
2023	---	0-3	0-3
2021	1-1	2-0	3-1
2020	2-0	0-2	2-2
2018	2-1	---	2-1
2015	---	3-0	3-0
2012	1-2	3-0	4-2
2009	---	2-1	2-1
2006	2-1	---	2-1
2001	1-2	---	1-2
2000	---	2-1	2-1
1999	1-2	---	1-2
1998	1-1	2-0	3-1
1997	1-2	---	1-2
TOTAL	13-14	14-7	27-21

YANKEES vs. ATLANTA

2024 vs. Braves 1-2
2024 at New York 1-2
2024 at Atlanta N/A
All-Time vs. Braves 27-21
All-Time at New York 13-14
All-Time at Atlanta 14-7
at current Yankee Stadium 7-6
at Truist Park 2-5

SERIES SWEEPS

at New York
 last by NYY 8/11-12/20 (2G)
 last by ATL None

at Atlanta
 last by NYY 8/23-24/21 (2G)
 last by ATL 8/14-16/23 (3G)

NYY SINGLE-GAME RECORDS

MOST RUNS
 20 8/30/15 at ATL
MOST HITS
 21 8/30/15 at ATL
MOST RUNS ALLOWED
 11 2x, last on 8/14/23 at ATL
MOST HITS ALLOWED
 16 6/9/01 vs. ATL
LONGEST GAME
 12 inn. 6/28/06 vs. ATL

CHICAGO CUBS



Wrigley Field (1914)

Pres., Baseball Ops: Jed Hoyer
Manager: Craig Counsell

2025 Schedule

at New York: at Chicago-NL:
 July 11-13 N/A

SERIES RESULTS, ALL TIME

Year	Home	Road	Total
2024	---	2-1	2-1
2023	1-2	---	1-2
2022	3-0	---	3-0
2017	---	3-0	3-0
2014	2-0	1-1	3-1
2011	---	2-1	2-1
2005	3-0	---	3-0
2003	---	1-2	1-2
TOTAL	9-2	9-5	18-7

YANKEES vs. CHICAGO-NL

2024 vs. Cubs 2-1
2024 at New York N/A
2024 at Chicago-NL 2-1
All-Time vs. Cubs 18-7
All-Time at New York 9-2
All-Time at Chicago-NL 9-5
at current Yankee Stadium 6-2
at Wrigley Field 9-5

SERIES SWEEPS

at New York
 last by NYY 6/10-12/22 (3G)
 last by CHC None

at Chicago-NL
 last by NYY 5/5-7/17 (3G)
 last by CHC None

NYY SINGLE-GAME RECORDS

MOST RUNS
 18 6/12/22 vs. CHC
MOST HITS
 17 6/12/22 vs. CHC
MOST RUNS ALLOWED
 8 6/8/03 at CHC
MOST HITS ALLOWED
 13 6/8/03 at CHC
LONGEST GAME
 18 inn. 5/7/17 at CHC



CINCINNATI REDS



Great American Ball Park (2003)

Pres., Baseball Ops.: Nick Krall
Manager: Terry Francona

2025 Schedule

at New York: at Cincinnati:
N/A June 23-25

SERIES RESULTS, ALL TIME

Year	Home	Road	Total
2024	0-3	---	0-3
2023	---	3-0	3-0
2022	1-2	---	1-2
2017	2-0	1-1	3-1
2014	3-0	---	3-0
2012	1-2	---	1-2
2011	---	2-1	2-1
2008	1-2	---	1-2
2003	---	1-2	1-2
TOTAL	8-9	7-4	15-13

YANKEES vs. CINCINNATI

2024 vs. Reds	0-3
2024 at New York	0-3
2024 at Cincinnati	N/A
All-Time vs. Reds	15-13
All-Time at New York	8-9
All-Time at Cincinnati	7-4
at current Yankee Stadium	7-7
at Great American Ball Park	7-4

SERIES SWEEPS

at New York
last by NYY..... 7/25-26/17 (2G)
last by CIN..... 7/2-4/24 (3G)
at Cincinnati
last by NYY..... 5/19-21/23 (3G)
last by CIN..... None

NYN SINGLE-GAME RECORDS

MOST RUNS
10..... 2x, last on 5/8/17 at CIN
MOST HITS
16..... 6/5/03 at CIN
MOST RUNS ALLOWED
10..... 6/22/11 at CIN (G2)
MOST HITS ALLOWED
14..... 6/22/11 at CIN (G2)
LONGEST GAME
10 inn. 3x, last on 5/20/23 at CIN

COLORADO ROCKIES



Coors Field (1995)

Sr. VP/GM: Bill Schmidt
Manager: Bud Black

2025 Schedule

at New York: at Colorado:
N/A May 23-25

SERIES RESULTS, ALL TIME

Year	Home	Road	Total
2024	2-1	---	2-1
2023	---	1-2	1-2
2019	2-1	---	2-1
2016	1-1	0-2	1-3
2013	---	2-1	2-1
2011	2-1	---	2-1
2007	---	0-3	0-3
2004	3-0	---	3-0
2002	---	2-1	2-1
TOTAL	10-4	5-9	15-13

YANKEES vs. COLORADO

2024 vs. Rockies	2-1
2024 at New York	2-1
2024 at Colorado	N/A
All-Time vs. Rockies	15-13
All-Time at New York	10-4
All-Time at Colorado	5-9
at current Yankee Stadium	7-4
at Coors Field	5-9

SERIES SWEEPS

at New York
last by NYY..... 6/8-10/04 (3G)
last by COL..... None
at Colorado
last by NYY..... None
last by COL..... 6/14-15/16 (2G)

NYN SINGLE-GAME RECORDS

MOST RUNS
20..... 6/19/02 at COL
MOST HITS
19..... 6/20/02 at COL
MOST RUNS ALLOWED
14..... 6/20/02 at COL
MOST HITS ALLOWED
18..... 6/20/02 at COL
LONGEST GAME
11 inn. 7/16/23 at COL

LOS ANGELES DODGERS



Dodger Stadium (1962)

Pres., Baseball Ops.: Andrew Friedman
Manager: Dave Roberts

2025 Schedule

at New York: at Los Angeles-NL:
N/A May 30 - June 1

SERIES RESULTS, ALL TIME

Year	Home	Road	Total
2024	1-2	---	1-2
2023	---	2-1	2-1
2019	---	2-1	2-1
2016	1-2	---	1-2
2013	1-1	1-1	2-2
2010	---	2-1	2-1
2004	---	1-2	1-2
TOTAL	3-5	8-6	11-11

YANKEES vs. LOS ANGELES-NL

2024 vs. Dodgers	1-2
2024 at New York	1-2
2024 at Los Angeles-NL	N/A
All-Time vs. Dodgers	11-11
All-Time at New York	3-5
All-Time at Los Angeles-NL	8-6
at current Yankee Stadium	3-5
at Dodger Stadium	8-6

SERIES SWEEPS

at New York
last by NYY..... None
last by LAD..... None
at Los Angeles-NL
last by NYY..... None
last by LAD..... None

NYN SINGLE-GAME RECORDS

MOST RUNS
10..... 8/23/19 at LAD
MOST HITS
16..... 8/23/19 at LAD
MOST RUNS ALLOWED
11..... 6/8/24 vs. LAD
MOST HITS ALLOWED
13..... 6/2/23 at LAD
LONGEST GAME
11 inn. 6/7/24 vs. LAD



MIAMI MARLINS



loanDepot park (2012)

Pres., Baseball Ops: Peter Bendix
Manager: Clayton McCullough

2025 Schedule

at New York: at Miami:
N/A Aug. 1-3

SERIES RESULTS, ALL TIME

Year	Home	Road	Total
2024	2-1	---	2-1
2023	---	1-2	1-2
2021	---	3-0	3-0
2020	1-2	---	1-2
2018	1-1	1-1	2-2
2015	2-0	0-2	2-2
2009	---	1-2	1-2
2006	2-1	---	2-1
2001	---	1-2	1-2
2000	1-1	---	1-1
1999	---	2-1	2-1
1998	3-0	---	3-0
1997	---	1-2	1-2

TOTAL 12-6 10-12 22-18

YANKEES vs. MIAMI

2024 vs. Marlins	2-1
2024 at New York	2-1
2024 at Miami	N/A
All-Time vs. Marlins	22-18
All-Time at New York	12-6
All-Time at Miami	10-12
at current Yankee Stadium	6-4
at loanDepot park	5-5

SERIES SWEEPS

at New York
last by NYY..... 6/17-18/15 (2G)
last by MIA..... None

at Miami
last by NYY..... 7/30-8/1/21 (3G)
last by MIA..... 6/15-16/15 (2G)

NYN SINGLE-GAME RECORDS

MOST RUNS
12 4/16/18 vs. MIA
MOST HITS
15 3x, last on 4/16/18 vs. MIA
MOST RUNS ALLOWED
12 6/16/15 at MIA
MOST HITS ALLOWED
16 6/16/15 at MIA
LONGEST GAME
12 inn. 2x, last on 8/21/18 at MIA

MILWAUKEE BREWERS



American Family Field (2001)

Sr. VP/GM: Matt Arnold
Manager: Pat Murphy

2025 Schedule

at New York: at Milwaukee:
March 27, 29-30 N/A

SERIES RESULTS, SINCE 1998

Year	Home	Road	Total
2024	---	2-1	2-1
2023	1-2	---	1-2
2022	---	1-2	1-2
2017	1-2	---	1-2
2014	---	1-2	1-2
2011	3-0	---	3-0
2005	---	1-2	1-2

TOTAL 5-4 5-7 10-11

YANKEES vs. MILWAUKEE

2024 vs. Brewers	2-1
2024 at New York	N/A
2024 at Milwaukee	2-1
All-Time vs. Milwaukee	*217-191-1
All-Time at New York	125-76
All-Time at Milwaukee	88-113-1

*includes a 7-5 mark against Seattle Pilots in 1969

at current Yankee Stadium..... 5-4
at American Family Field 5-7

SERIES SWEEPS

at New York
last by NYY..... 6/28-30/11 (3G)
last by MIL 10/2-4/72 (3G)

at Milwaukee
last by NYY..... 9/26-27/95 (2G)
last by MIL 4/16-17/97 (2G)

NYN SINGLE-GAME RECORDS

MOST RUNS
19 9/25/96 vs. MIL (G1)
MOST HITS
20 3x, last on 9/25/96 vs. MIL (G1)
MOST RUNS ALLOWED
16 7/18/96 at MIL
MOST HITS ALLOWED
17 6x, last on 6/19/94 vs. MIL
LONGEST GAME
15 inn. 9/2/69 vs. SEA

PHILADELPHIA PHILLIES



Citizens Bank Park (2004)

Pres., Baseball Ops.: David Dombrowski
Manager: Rob Thomson

2025 Schedule

at New York: at Philadelphia:
July 25-27 N/A

SERIES RESULTS, ALL TIME

Year	Home	Road	Total
2024	---	3-0	3-0
2023	2-1	---	2-1
2021	2-0	0-2	2-2
2020	1-0	1-2	2-2
2018	---	2-1	2-1
2015	1-2	---	1-2
2010	1-2	---	1-2
2009	1-2	---	1-2
2006	---	2-1	2-1
2001	---	2-1	2-1
2000	2-1	---	2-1
1999	---	1-2	1-2
1998	3-0	---	3-0
1997	---	0-3	0-3

TOTAL 13-8 11-12 24-20

YANKEES vs. PHILADELPHIA

2024 vs. Phillies	3-0
2024 at New York	N/A
2024 at Philadelphia	3-0
All-Time vs. Phillies	24-20
All-Time at New York	13-8
All-Time at Philadelphia	11-12
at current Yankee Stadium	8-7
at Citizens Bank Park	8-6

SERIES SWEEPS (MIN. 2G)

at New York
last by NYY..... 7/20-21/21 (2G)
last by PHI None

at Philadelphia
last by NYY..... 7/29-31/24 (3G)
last by PHI 6/12-13/21 (2G)

NYN SINGLE-GAME RECORDS

MOST RUNS
14 7/29/24 at PHI
MOST HITS
15 2x, last on 6/24/15 vs. PHI
MOST RUNS ALLOWED
11 4x, last on 8/5/20 at PHI (G1)
MOST HITS ALLOWED
18 6/22/15 vs. PHI
LONGEST GAME
13 inn. 7/16/01 at PHI



PITTSBURGH PIRATES



PNC Park (2001)

General Manager: Ben Cherington
Manager: Derek Shelton

2025 Schedule

at New York: April 4-6
at Pittsburgh: April 4-6

SERIES RESULTS, ALL TIME

Year	Home	Road	Total
2024	1-2	---	1-2
2023	---	2-1	2-1
2022	2-0	1-1	3-1
2017	---	1-2	1-2
2014	2-1	---	2-1
2008	---	1-2	1-2
2007	3-0	---	3-0
2005	3-0	---	3-0
TOTAL	11-3	5-6	16-9

YANKEES vs. PITTSBURGH

2024 vs. Pirates	1-2
2024 at New York	1-2
2024 at Pittsburgh	N/A

All-Time vs. Pirates	16-9
All-Time at New York	11-3
All-Time at Pittsburgh	5-6

at current Yankee Stadium: 5-3
at PNC Park: 5-6

SERIES SWEEPS

at New York
last by NYY: 9/20-21/22 (2G)
last by PIT: None

at Pittsburgh
last by NYY: None
last by PIT: None

NY Yankees SINGLE-GAME RECORDS

MOST RUNS
16: 7/6/22 at PIT

MOST HITS
22: 7/6/22 at PIT

MOST RUNS ALLOWED
12: 6/24/08 at PIT

MOST HITS ALLOWED
19: 6/24/08 at PIT

LONGEST GAME
10 inn.: 2x, last on 6/8/07 vs. PIT

SAN DIEGO PADRES



Petco Park (2004)

Pres. Baseball Ops./GM: A.J. Preller
Manager: Mike Shildt

2025 Schedule

at New York: May 5-7
at San Diego: N/A

SERIES RESULTS, ALL TIME

Year	Home	Road	Total
2024	---	2-1	2-1
2023	2-1	---	2-1
2019	2-1	---	2-1
2016	---	1-2	1-2
2013	---	1-2	1-2
2008	3-0	---	3-0
2004	2-1	---	2-1
2002	---	2-1	2-1
TOTAL	9-3	6-6	15-9

YANKEES vs. SAN DIEGO

2024 vs. Padres	2-1
2024 at New York	N/A
2024 at San Diego	2-1

All-Time vs. Padres	15-9
All-Time at New York	9-3
All-Time at San Diego	6-6

at current Yankee Stadium: 4-2
at Petco Park: 4-5

SERIES SWEEPS

at New York
last by NYY: 6/17-19/08
last by SD: None

at San Diego
last by NYY: None
last by SD: None

NY Yankees SINGLE-GAME RECORDS

MOST RUNS
10: 5/28/23 vs. SD

MOST HITS
14: 6/18/08 vs. SD

MOST RUNS ALLOWED
10: 6/11/04 vs. SD

MOST HITS ALLOWED
15: 8/2/13 at SD

LONGEST GAME
12 inn.: 6/13/04 vs. SD

SAN FRANCISCO GIANTS



Oracle Park (2000)

Pres. Baseball Ops.: Buster Posey
Manager: Bob Melvin

2025 Schedule

at New York: April 11-13
at San Francisco: N/A

SERIES RESULTS, ALL TIME

Year	Home	Road	Total
2024	---	3-0	3-0
2023	2-1	---	2-1
2019	---	3-0	3-0
2016	2-1	---	2-1
2013	2-1	---	2-1
2007	---	1-2	1-2
2002	2-1	---	2-1
TOTAL	8-4	7-2	15-6

YANKEES vs. SAN FRANCISCO

2024 vs. Giants	3-0
2024 at New York	N/A
2024 at San Francisco	3-0

All-Time vs. Giants	15-6
All-Time at New York	8-4
All-Time at San Francisco	7-2

at current Yankee Stadium: 6-3
at Oracle Park: 7-2

SERIES SWEEPS

at New York
last by NYY: None
last by SF: None

at San Francisco
last by NYY: 5/31-6/2/24 (3G)
last by SF: None

NY Yankees SINGLE-GAME RECORDS

MOST RUNS
11: 4/28/19 at SF

MOST HITS
17: 6/23/07 at SF

MOST RUNS ALLOWED
7: 2x, last on 4/1/23 vs. SF

MOST HITS ALLOWED
12: 2x, last on 4/1/23 vs. SF

LONGEST GAME
13 inn.: 6/23/07 at SF



ST. LOUIS CARDINALS



Busch Stadium (2006)

Pres. Baseball Ops.: John Mozeliak
Manager: Oliver Marmol

2025 Schedule

at New York: at St. Louis:
 N/A Aug. 15-17

SERIES RESULTS, ALL TIME

Year	Home	Road	Total
2024	1-2	---	1-2
2023	---	1-2	1-2
2022	---	0-3	0-3
2017	3-0	---	3-0
2014	---	2-1	2-1
2005	---	1-2	1-2
2003	3-0	---	3-0
TOTAL	7-2	4-8	11-10

YANKEES vs. ST. LOUIS

2024 vs. Cardinals	1-2
2024 at New York	1-2
2024 at St. Louis	N/A

All-Time vs. Cardinals	11-10
All-Time at New York	7-2
All-Time at St. Louis	4-8
at current Yankee Stadium	4-2
at current Busch Stadium	3-6

SERIES SWEEPS

at New York

last by NYY 4/14-16/17 (3G)

last by STL None

at St. Louis

last by NYY None

last by STL 8/5-7/22 (3G)

NYY SINGLE-GAME RECORDS

MOST RUNS

13 6/14/03 vs. STL

MOST HITS

16 8/7/22 at STL

MOST RUNS ALLOWED

14 9/1/24 vs. STL

MOST HITS ALLOWED

21 9/1/24 vs. STL

LONGEST GAME

12 inn. 5/26/14 at STL

WASHINGTON NATIONALS

SERIES RESULTS, ALL TIME

Year	Home	Road	Total
2024	---	1-2	1-2
2023	1-2	---	1-2
2021	2-1	---	2-1
2020	---	2-1	2-1
2018	1-1	1-1	2-2
2015	1-1	0-2	1-3
2012	---	3-0	3-0
2009	1-2	---	1-2
2006	---	1-2	1-2
2001	2-1	---	2-1*
2000	---	2-1	2-1*
1999	2-1	---	2-1*
1998	---	2-1	2-1*
1997	1-2	---	1-2*
TOTAL	11-11	12-10	23-21

* vs. Montreal

YANKEES vs. WASHINGTON

2024 vs. Nationals	1-2
2024 at New York	N/A
2024 at Washington	1-2
All-Time vs. Nationals	23-21
All-Time at New York	11-11
All-Time at Washington	8-8
All-Time at Montreal	4-2
at current Yankee Stadium	6-7
at Nationals Park	7-6

SERIES SWEEPS (MIN. 2G)

at New York

last by NYY None

last by WAS None

at Washington

last by NYY 6/15-17/12 (3G)

last by WAS 5/19-20/15 (2G)

NYY SINGLE-GAME RECORDS

MOST RUNS

11 6/9/98 at MON

MOST HITS

17 6/9/98 at MON

MOST RUNS ALLOWED

11 2x, last on 5/7/21 vs. WAS

MOST HITS ALLOWED

13 2x, last on 7/25/20 at WAS

LONGEST GAME

14 inn. 6/16/12 at WAS



Nationals Park (2008)

Pres., Baseball Ops./GM: Mike Rizzo
Manager: Dave Martinez

2025 Schedule

at New York: at Washington:
 Aug. 25-27 N/A

OPPONENTS BATTING RECORDS

Single Season

MOST HITS vs. NYY

Carl Reynolds, 1930 CWS	43
Charlie Gehringer, 1929 DET	42
Ty Cobb, 1909 DET	41
Joe Jackson, 1911 CLE	41
Joe Jackson, 1920 CWS	40

MOST HR vs. NYY

Hank Greenberg, 1938 DET	11
Jimmie Foxx, 1932 PHA	10
Jimmie Foxx, 1933 PHA	10
Charlie Maxwell, 1959 DET	10
Fred Whitfield, 1965 CLE	10

HIGHEST AVG. vs. NYY (min. 20AB)

David Ortiz, 2012 BOS	.619 (13-for-21)
Hank Severid, 1925 SLB/WAS	.609 (14-for-23)
Rod Carew, 1975 MIN	.595 (22-for-37)
Howie Kendrick, 2006 LAA	.591 (13-for-22)
Manny Ramirez, 2006 BOS	.556 (25-for-45)

Career

MOST HITS vs. NYY

Ty Cobb	619
Tris Speaker	499
Eddie Collins	489
Charlie Gehringer	420
Sam Rice	414

MOST HR vs. NYY

Jimmie Foxx	70
Ted Williams	62
Manny Ramirez	55
Hank Greenberg	53
David Ortiz	53

HIGHEST AVG. vs. NYY (min. 300AB)

Ty Cobb	.373 (619-for-1,660)
Joe Jackson	.370 (269-for-727)
Dale Alexander	.356 (128-for-360)
Harry Heilmann	.351 (379-for-1,081)
Ted Williams	.345 (357-for-1,035)

All-Time at Current Yankee Stadium

MOST HITS

Evan Longoria	83
Adam Jones	82
Nick Markakis	78
Xander Bogaerts	77
Edwin Encarnación	68

MOST HR

José Bautista	19
Edwin Encarnación	18
Rafael Devers	16
Evan Longoria	16
David Ortiz	15

HIGHEST AVG. (min. 30AB)

Justin Morneau	.433 (26-for-60)
Pedro Ciriaco	.400 (12-for-30)
José Ramírez	.394 (43-for-109)
Dee Strange-Gordon	.389 (14-for-36)
Wilson Betemit	.386 (17-for-44)



NEW YORK METS



Citi Field (2009)

Pres., Baseball Ops: David Stearns

Manager: Carlos Mendoza

2025 Schedule

at New York-AL: at New York-NL:

May 16-18 July 4-6

YANKEES vs. NEW YORK METS

2024 vs. Mets	0-4
2024 at New York-AL	0-2
2024 at New York-NL	0-2

All-Time vs. Mets	80-66
All-Time at New York-AL	43-32
All-Time at New York-NL	37-34

at current Yankee Stadium	23-19
at original Yankee Stadium	20-13
at Citi Field (vs. the Mets)	20-18
at Shea Stadium	17-16

SERIES RESULTS, ALL TIME

Year	Home	Road	Total
2024	0-2	0-2	0-4
2023	1-1	1-1	2-2
2022	2-0	0-2	2-2
2021	1-2	1-2	2-4
2020	3-2	0-1	3-3
2019	1-1	1-1	2-2
2018	1-2	2-1	3-3
2017	2-0	2-0	4-0
2016	1-1	1-1	2-2
2015	2-1	2-1	4-2
2014	0-2	2-0	2-2
2013	0-2	0-2	0-4
2012	3-0	2-1	5-1
2011	2-1	2-1	4-2
2010	2-1	1-2	3-3
2009	2-1	3-0	5-1
2008	0-3	2-1	2-4
2007	2-1	1-2	3-3
2006	2-1	1-2	3-3
2005	1-2	2-1	3-3
2004	2-1	0-3	2-4
2003	3-0	3-0	6-0
2002	2-1	1-2	3-3
2001	2-1	2-1	4-2
2000	2-1	2-1	4-2
1999	2-1	1-2	3-3
1998	---	2-1	2-1
1997	2-1	---	2-1
TOTAL	43-32	37-34	80-66

SERIES SWEEPS (MIN. 2G)

at New York-AL
last by NYY..... 8/22-23/22 (2G)
last by NYM..... 7/23-24/24 (2G)
at New York-NL
last by NYY..... 8/16-17/17 (2G)
last by NYM..... 6/25-26/24 (2G)

Due to the COVID-19 pandemic, the Yankees batted first in two of their home games vs. the Mets in 2020.

NYN SINGLE-GAME RECORDS

MOST RUNS
16 7/2/06 vs. NYM

MOST HITS
17 2x, last on 6/14/09 vs. NYM

MOST RUNS ALLOWED
15 6/27/08 vs. NYM-G1

MOST HITS ALLOWED
16 2x, last on 6/13/09 vs. NYM

LONGEST GAME
11 inn. ... 2x, last on 5/20/06 at NYM

LONGEST WINNING STREAKS
by NYN 7 games
(6/30/02-6/29/03)

by NYN at home 5 games
(5/21/11-6/10/12)

by NYN on road 4 games
(2x, 8/16/17-6/9/18;
6/26/09-5/21/10)

by NYM 6 games
(5/27/13-5/13/14)

by NYM at home 3 games
(5x, last 6/14/23-pres.)

by NYM on road 4 games
(5/29/13-5/13/14)

Due to Hurricane Irma, the Yankees-Rays series from 9/11-13/17 was relocated from Tropicana Field to Citi Field. The Yankees went 2-1.

Yankees-Mets All-Time Trades

Date	Transaction
6/15/66	Yankees acquired cash considerations from the Mets in exchange for RHP Bob Friend .
6/29/67	Yankees acquired cash considerations from the Mets in exchange for RHP Hal Reniff .
12/9/77	Yankees acquired INF Roy Staiger from the Mets for INF Sergio Ferrer .
8/20/79	Yankees acquired cash considerations from the Mets in exchange for RHP Ray Burris .
4/1/80	Yankees acquired 1B Marshall Brant from the Mets in exchange for cash considerations.
4/18/83	Yankees acquired LHP Steve Ray and INF Felix Perdomo from the Mets in exchange for INF Tucker Ashford .
12/11/87	Yankees acquired INF Rafael Santana and LHP Victor Garcia from the Mets in exchange for LHP Steve Frey , C Phil Lombardi and OF Darren Reed .
7/10/89	Yankees acquired OF Marcus Lawton from the Mets in exchange for RHP Scott Nielsen .
6/9/92	Yankees acquired RHP Tim Burke from the Mets in exchange for LHP Lee Guetterman .

Date	Transaction
9/17/93	Yankees acquired LHP Frank Tanana from the Mets in exchange for RHP Kenny Greer .
12/7/01	Yankees acquired INF Robin Ventura from the Mets in exchange for OF/DH David Justice .
7/16/03	Yankees acquired RHP Armando Benitez from the Mets for RHP Jason Anderson , RHP Anderson Garcia and RHP Ryan Bicondoa .
12/3/04	Yankees acquired LHP Mike Stanton from the Mets for LHP Felix Heredia .
12/19/14	Yankees acquired RHP Gonzalez Germen from the Mets for cash considerations.
4/10/18	Yankees acquired INF/OF L.J. Mazzilli from the Mets for OF Kendall Coleman .
4/3/22	Yankees acquired RHP Miguel Castro from the Mets for LHP Joely Rodriguez .
5/31/24	Yankees trade C Luis Torrens to the Mets in exchange for cash considerations.

Two-Stadium Doubleheaders

On three occasions, the Yankees and Mets have played two-stadium day-night doubleheaders. Each instance was precipitated by a rainout. According to the *Elias Sports Bureau*, the first occurrence in 2000 marked the first dual-venue doubleheader in the Majors since September 7, 1903, when the New York Giants and the Brooklyn Superbas (later called the Dodgers) faced off in Game 1 (Giants 6 - Brooklyn 4) at Washington Park in Brooklyn and Game 2 (Brooklyn 3 - Giants 0) at the Polo Grounds in Manhattan.

Date	Game	Stadium	Score	WP	LP	SV	Att.
7/8/00	Game 1	Shea Stadium	Yankees 4 - Mets 2	Gooden	Jones	Rivera	54,165
	Game 2	Orig. Yankee Stadium	Yankees 4 - Mets 2	Clemens	Rusch	Rivera	55,821
6/28/03	Game 1	Orig. Yankee Stadium	Yankees 7 - Mets 1	Clemens	Griffiths	None	55,343
	Game 2	Shea Stadium	Yankees 9 - Mets 8	Claussen	Glavine	Rivera	36,372
6/27/08	Game 1	Orig. Yankee Stadium	Mets 15 - Yankees 6	Pelfrey	Giese	None	54,978
	Game 2	Shea Stadium	Yankees 9 - Mets 0	Ponson	P. Martinez	None	56,308



Played for or Managed Yankees and Mets

Through the 2024 season, there have been 163 players to appear in at least one game for both the Yankees and Mets. The first was "Marvelous" Marv Throneberry, who broke in with the Yankees (1955-'58-'59) before joining the Mets via a May 9, 1962 trade with Baltimore. The only other Yankee to play on the Mets in their inaugural 1962 season was Gene Woodling, who played six seasons in the Bronx from 1949-54, winning World Series championships in each of his first five seasons with the club. He was purchased by the Mets from Washington on June 15, 1962. There have been 34 players who have played on World Series-winning Yankees teams who have also appeared in at least one game for the Mets. Conversely, there have been nine World Series-winning Mets (1969-Swoboda; 1986-Elster, Gooden, Jefferson, Mazzilli, Ojeda, Orosco, Santana and Strawberry) to play for the Yankees at some point in their careers.



Dwight Gooden [L] and Darryl Strawberry [R] are the only players to be part of World Series-winning teams for both the Yankees and Mets. While each player won rings with the Mets in 1986, Gooden played on championship Yankees clubs in 1996 and 2000, and Strawberry was a member of Yankees World Series winners in 1996, '98 and '99.

**Indicates played for Yankees and Mets in same season (17 players).*

Player	w/Yankees	w/Mets
David Aardsma	2012	2013
Bobby Abreu	2006-08	2014
Juan Acevedo	2003	1997
Jack Aker	1969-72	1974
Neil Allen	1985, '87-88	1979-83
Sandy Alomar	1974-76	1967
*Jason Anderson	2003, '05	2003
Tucker Ashford	1981	1983
Luis Avilán	2020	2019
Luis Ayala	2011	2008
Harrison Bader	2022-23	2024
Anthony Banda	2022	2021
Jacob Barnes	2022	2021
Carlos Beltrán	2014-16	2005-11
*Armando Benítez	2003	1999-2003
Yogi Berra	1946-63	1965
*Angel Berroa	2009	2009
Dellin Betances	2011, '13-19	2020-21
Phil Bickford	2024	2023
Daryl Boston	1994	1990-92
*Darren Bragg	2001	2001
Jay Bruce	2021	2016-18
*Tim Burke	1992	1991-92
*Ray Burris	1979	1979-80
Miguel Cairo	2004, '06-07	2005
John Candelaria	1988-89	1987
Robinson Canó	2005-13	2019-20, '22
Chris Capuano	2014-15	2011
Buddy Carlyle	2011	2014-15
Duke Carmel	1965	1963
Alberto Castillo	2002	1995-98
Miguel Castro	2022	2020-21
Rick Cerone	1980-84, '87, '90	1991
Tony Clark	2004	2003
Tyler Clippard	2007, '16-17	2015
Bartolo Colón	2011	2014-16
David Cone	1995-2000	1987-92, 2003
Billy Cowan	1969	1965
Ike Davis	2016	2010-14
J.D. Davis	2024	2019-22
Wilson Delgado	2000	2004

Player	w/Yankees	w/Mets
Octavio Dotel	2006	1999
Brandon Drury	2018	2021
Dock Ellis	1976-77	1979
Kevin Elster	1994-95	1986-92
Scott Erickson	2006	2004
Alvaro Espinoza	1988-91	1996
Kyle Farnsworth	2006-08	2014
Tony Fernández	1995	1993
Tim Foli	1984	1970-71, '78-79
Todd Frazier	2017	2018-20
*Bob Friend	1966	1966
Ben Gamel	2016	2024
Karim García	2002-03	2004
Rob Gardner	1970-72	1965-66
*Paul Gibson	1993-94, '96	1992-93
Jesse Gonder	1960-61	1963-65
Dwight Gooden	1996-97, 2000	1984-94
Curtis Granderson	2010-13	2014-17
*Lee Guetterman	1988-92	1992
Greg A. Harris	1994	1981
LaTroy Hawkins	2008	2013
Adeiny Hechavarria	2018	2019
Rickey Henderson	1985-89	1999-2000
Sean Henn	2005-07	2013
Félix Heredia	2003-04	2005
Orlando Hernández	1998-2002, '04	2006-07
Rich Hill	2014	2021
Keith Hughes	1987	1990
Ryota Igarashi	2012	2010-11
Stan Jefferson	1989	1986
Kelly Johnson	2014	2015-16
Lance Johnson	2000	1996-97
*Dave Kingman	1977	1975-77, '81-83
Brandon Knight	2001-02	2008
Aaron Laffey	2011	2013
Matt Lawton	2005	2001
Tim Leary	1990-92	1981, '83-84
Ricky Ledee	1998-2000	2006-07
Al Leiter	1987-89, 2005	1998-2004
Cory Lidle	2006	1997
Phil Linz	1962-65	1967-68
Graeme Lloyd	1996-98	2003
Tim Lincecum	2021-22	2023
Phil Lombardi	1986-87	1989
Terrence Long	2006	1999
Bob MacDonald	1995	1996
Elliott Maddox	1974-76	1978-80
*Josias Manzanillo	1995	1993-95, '99
Cameron Maybin	2019	2021
Lee Mazzilli	1982	1976-81, '86-89
Billy McKinney	2018, '23	2021
Doc Medich	1972-75	1977
Doug Mientkiewicz	2007	2005
Gustavo Molina	2011	2008
Dale Murray	1983-85	1978-79
Xavier Nady	2008-09	2006
C.J. Nitkowski	2004	2001
Eduardo Núñez	2010-13	2020
Darren O'Day	2021	2009
Bob Ojeda	1994	1986-90
John Olerud	2004	1997-99
Jesse Orosco	2003	1979, 81-87
Adam Ottavino	2019-20	2022-24
John Pacella	1982	1977, '79-80
Juan Padilla	2004	2005
Chan Ho Park	2010	2007
Andy Phillips	2004-07	2008
Lenny Randle	1979	1977-78
Willie Randolph	1976-88	1992
Jeff Reardon	1994	1979-81
Tim Redding	2005	2009
*Hal Reniff	1961-67	1967
Royce Ring	2010	2005-06

List continued on next page



Player	w/Yankees	w/Mets
David Robertson.....	2008-14, '17-18	2023
Joely Rodríguez.....	2021	2022
Kenny Rogers.....	1996-97	1999
Gary Sánchez.....	2015-21	2023
Rey Sánchez.....	1997, 2005	2003
Dennis Santana.....	2024	2023
Rafael Santana.....	1988	1984-87
Don Schulze.....	1989	1987
Luis Severino.....	2015-19, '21-23	2024
Gary Sheffield.....	2004-06	2009
Bill Short.....	1960	1968
Chasen Shreve.....	2015-18	2020, '22
Charley Smith.....	1967-68	1964-65
Shane Spencer.....	1998-2002	2004
Roy Staiger.....	1979	1975-77
Mike Stanton.....	1997-2002, 2005	2003-04
*Kelly Stinnett.....	2006	1994-95, 2006
Darryl Strawberry.....	1995-99	1983-90
Marcus Stroman.....	2024	2019, '21
Tom Sturdivant.....	1955-59	1964
Bill Sudakis.....	1974	1972
Anthony Swarzak.....	2016	2018
Ron Swoboda.....	1971-73	1965-70
Stephen Tarpley.....	2018-19	2021
*Frank Tanana.....	1993	1993
Tony Tarasco.....	1999	2002
Walt Terrell.....	1989	1982-84
Ralph Terry.....	1956-57, '59-64	1966-67
Ryan Thompson.....	2000	1992-95
Marv Throneberry.....	1955, '58-59	1962-63
Dick Tidrow.....	1974-79	1984
*Michael Tonkin.....	2024	
Mike Torrez.....	1977	1983-84

Player	w/Yankees	w/Mets
Bubba Trammell.....	2003	2000
Raul Valdes.....	2011	2010
Robin Ventura.....	2002-03	1999-2001
Jose Vizcaino.....	2000	1994-96
Neil Walker.....	2018	2016-17
Claudell Washington.....	1986-88, '90	1980
*Allen Watson.....	1999-2000	1999
David Weathers.....	1996-97	2002-04
Wally Whitehurst.....	1996	1989-92
Gerald Williams.....	1992-96, 2001-02	2004-05
Mason Williams.....	2015-17	2021
Justin Wilson.....	2015, '21	2019-20
Gene Woodling.....	1949-54	1962
*Chris Young.....	2014-15	2014
Eric Young Jr.....	2016	2013-15
Todd Zeile.....	2003	2000-01, '04

Manager	w/Yankees	w/Mets
Yogi Berra.....	1964, '84-85	1972-75
Dallas Green.....	1989	1993-96
Buck Showalter.....	1992-95	2022-23
Casey Stengel.....	1949-60	1962-65
Joe Torre.....	1996-2007	1977-81

Players to Play for the Dodgers, Giants, Mets and Yankees

Three players have played for the four original New York clubs. They are listed below in order of accomplishing the feat.

Name	Dodgers	Giants	Mets	Yankees
Darryl Strawberry.....	1991-93	1994	1983-90	1995-99
Jose Vizcaino.....	1989-90, '98-00	1997, 2006	1994-96	2000
Ricky Ledee.....	2005-06	2004	2006-07	1998-2000

All-Time Results in Interleague Play

YEAR	ARI	ATL	CHC	CIN	COL	HOU	LAD	MIA	MIL	NYM	PHI	PIT	SD	SF	STL	WAS	TOTAL
2024	2-1	1-2	2-1	0-3	2-1	--	1-2	2-1	2-1	0-4	3-0	1-2	2-1	3-0	1-2	1-2	23-23
2023	2-1	0-3	1-2	3-0	1-2	--	2-1	1-2	1-2	2-2	2-1	2-1	2-1	2-1	1-2	1-2	23-23
2022	--	--	3-0	1-2	--	--	--	--	1-2	2-2	--	3-1	--	--	0-3	--	10-10
2021	--	3-1	--	--	--	--	--	3-0	--	2-4	2-2	--	--	--	--	2-1	12-8
2020	--	2-2	--	--	--	--	--	1-2	--	3-3	2-2	--	--	--	--	2-1	10-10
2019	1-3	--	--	--	2-1	--	2-1	--	--	2-2	--	--	2-1	3-0	--	--	12-8
2018	--	2-1	--	--	--	--	--	2-2	--	3-3	2-1	--	--	--	--	2-2	11-9
2017	--	--	3-0	3-1	--	--	--	--	1-2	4-0	--	1-2	--	--	3-0	--	15-5
2016	1-2	--	--	--	1-3	--	1-2	--	--	2-2	--	--	1-2	2-1	--	--	8-12
2015	--	3-0	--	--	--	--	--	2-2	--	4-2	1-2	--	--	--	--	1-3	11-9
2014	--	--	3-1	3-0	--	--	--	--	1-2	2-2	--	2-1	--	--	2-1	--	13-7
2013	2-1	--	--	--	2-1	--	2-2	--	--	0-4	--	--	1-2	2-1	--	--	9-11
2012	--	4-2	--	1-2	--	--	--	--	--	5-1	--	--	--	--	--	3-0	13-5
2011	--	--	2-1	2-1	2-1	--	--	--	3-0	4-2	--	--	--	--	--	--	13-5
2010	2-1	--	--	--	--	3-0	2-1	--	--	3-3	1-2	--	--	--	--	--	11-7
2009	--	2-1	--	--	--	--	--	1-2	--	5-1	1-2	--	--	--	--	1-2	10-8
2008	--	--	--	1-2	--	3-0	--	--	--	2-4	--	1-2	3-0	--	--	--	10-8
2007	3-0	--	--	--	0-3	--	--	--	--	3-3	--	3-0	--	1-2	--	--	10-8
2006	--	2-1	--	--	--	--	--	2-1	--	3-3	2-1	--	--	--	--	1-2	10-8
2005	--	--	3-0	--	--	--	--	--	1-2	3-3	--	3-0	--	--	1-2	--	11-7
2004	2-1	--	--	--	3-0	--	1-2	--	--	2-4	--	--	2-1	--	--	--	10-8
2003	--	--	1-2	1-2	--	2-1	--	--	--	6-0	--	--	--	--	3-0	--	13-5
2002	2-1	--	--	--	2-1	--	--	--	--	3-3	--	--	2-1	2-1	--	--	11-7
2001	--	1-2	--	--	--	--	--	1-2	--	4-2	2-1	--	--	--	--	2-1	10-8
2000	--	2-1	--	--	--	--	--	1-1	--	4-2	2-1	--	--	--	--	2-1	11-6
1999	--	1-2	--	--	--	--	--	2-1	--	3-3	1-2	--	--	--	--	2-1	9-9
1998	--	3-1	--	--	--	--	--	3-0	--	2-1	3-0	--	--	--	--	2-1	13-3
1997	--	1-2	--	--	--	--	--	1-2	--	2-1	0-3	--	--	--	--	1-2	5-10
TOTALS	17-11	27-21	18-7	15-13	15-13	8-1	11-11	22-18	10-11	80-66	24-20	16-9	15-9	15-6	11-10	23-21	327-247

Milwaukee joined the National League in 1998 and Houston left the National League following the 2012 season.

Nationals include Montreal Expos, 1997-2004 (9-6).



Most Recent Trades with Each Team

AMERICAN LEAGUE EAST

Baltimore (Feb. 18, 2024): Yankees trade LHP Matt Krook for cash considerations.

Boston (Dec. 11, 2024): Yankees acquire minor league RHP Elmer Rodriguez-Cruz and international signing bonus pool money for C Carlos Narváez.

Tampa Bay (March 27, 2024): Yankees trade C Ben Rortvedt as part of a three-team trade that also involves the Miami Marlins. The Yankees acquire INF Jon Berti from the Marlins, while the Marlins acquire OF John Cruz from the Yankees and OF Shane Sasaki from the Rays.

Toronto (Aug. 8, 2024): Yankees acquire OF Cam Eden for cash considerations.

AMERICAN LEAGUE CENTRAL

Chicago (March 31, 2024): Yankees acquire RHP Jake Cousins for cash considerations.

Cleveland (Dec. 26, 2023): Yankees acquire RHP Cody Morris for OF Estevan Florial.

Detroit (Dec. 13, 2018): Yankees acquire OF Tyler Hill for cash considerations.

Kansas City (July 27, 2022): Yankees acquire OF Andrew Benintendi for RHP Chandler Champlain, LHP T.J. Sikkema and RHP Beck Way.

Minnesota (March 13, 2022): Yankees acquire INF Josh Donaldson, INF Isiah Kiner-Falefa and C Ben Rortvedt for C Gary Sánchez and INF Gio Urshela.

AMERICAN LEAGUE WEST

Athletics (June 23, 2024): Yankees acquire INF J.D. Davis and cash considerations for INF Jordan Groshans.

Houston (Nov. 4, 2024): Yankees trade OF Taylor Trammell for cash considerations.

Los Angeles (July 13, 2022): Yankees acquire INF/OF Tyler Wade for a player to be named later or cash considerations.

Seattle (Nov. 25, 2019): Yankees acquire international signing bonus pool money for LHP Nestor Cortes.

Texas (Aug. 1, 2023): Yankees acquire RHP Spencer Howard for cash considerations.

NATIONAL LEAGUE EAST

Atlanta (Dec. 28, 2022): Yankees acquire INF Caleb Durbin and RHP Indigo Diaz for LHP Lucas Luetge.

Miami (July 27, 2024): Yankees acquire INF/OF Jazz Chisholm Jr. for C Agustín Ramírez, INF Jared Serna and INF Abrahan Ramírez.

New York (May 31, 2024): Yankees trade C Luis Torrens in exchange for cash considerations.

Philadelphia (Nov. 19, 2021): Yankees acquire INF T.J. Rumfield and LHP Joel Valdez for RHP Nick Nelson and C Donny Sands.

Washington (April 23, 2018): Yankees acquire RHP A.J. Cole for cash considerations.

NATIONAL LEAGUE CENTRAL

Chicago (Jan. 15, 2025): Yankees acquire minor league RHP Michael Arias for cash considerations.

Cincinnati (Dec. 20, 2024): Yankees acquire RHP Fernando Cruz and C Alex Jackson for C Jose Trevino.

Milwaukee (Dec. 13, 2024): Yankees acquire RHP Devin Williams for LHP Nestor Cortes, INF Caleb Durbin and cash considerations.

Pittsburgh (March 29, 2024): Yankees acquire RHP JT Brubaker and international signing bonus money for a player to be named later (INF Keiner Delgado).

St. Louis (Aug. 2, 2022): Yankees acquire OF Harrison Bader and a player to be named later or cash considerations for LHP Jordan Montgomery.

NATIONAL LEAGUE WEST

Arizona (July 1, 2021): Yankees acquire OF Tim Lockett for RHP Keegan Curtis.

Colorado (July 31, 2019): Yankees acquire LHP Alfredo Garcia for RHP Joseph Harvey.

Los Angeles (April 2, 2024): Yankees trade LHP Nick Ramirez for cash considerations.

San Diego (July 30, 2024): Yankees acquire RHP Enyel de los Santos and RHP Thomas Balboni Jr. for OF Brandon Lockridge.

San Francisco (April 27, 2021): Yankees acquire LHP Wandy Peralta and a player to be named later (INF Connor Cannon) for OF Mike Tauchman.

**as of 2/20/25*



All-Time Results by Year vs. AL

YEAR	ATH	BAL	BOS	CWS	CLE	DET	HOU	KC	LAA	MIL	MIN	SEA	TB	TEX	TOR
2024	5-2	5-8	7-6	5-1	4-2	4-2	6-1	5-2	3-3	*2-1	6-0	4-3	7-6	3-3	7-6
2023	5-1	6-7	4-9	2-4	4-2	5-2	5-2	4-2	2-4	*1-2	3-4	4-2	5-8	3-4	7-6
2022	5-2	12-7	13-6	4-3	5-1	5-1	2-5	6-1	4-2	*1-2	5-2	2-4	11-8	4-3	11-8
2021	4-3	11-8	9-10	5-1	4-3	3-3	4-2	4-2	3-4	-	6-1	5-2	8-11	6-1	8-11
2020	-	7-3	9-1	-	-	-	-	-	-	-	-	-	2-8	-	5-5
2019	2-4	17-2	14-5	3-4	3-4	3-3	3-4	5-2	5-2	-	4-2	6-1	12-7	3-3	11-8
2018	3-3	12-7	9-10	4-2	5-2	4-3	5-2	5-2	5-1	-	5-2	5-1	10-9	4-3	13-6
2017	2-5	12-7	11-8	4-3	2-5	3-3	2-5	5-2	2-4	*1-2	4-2	5-2	12-7	3-3	9-10
2016	4-3	9-10	8-11	3-3	5-2	3-3	4-2	5-2	6-1	-	5-2	3-3	11-8	3-4	7-12
2015	3-4	9-10	11-8	5-2	2-5	5-2	3-4	4-2	4-2	-	5-1	5-1	12-7	2-5	6-13
2014	2-4	6-13	12-7	5-2	3-4	4-3	2-4	3-4	4-2	*1-2	4-3	3-3	8-11	4-3	11-8
2013	1-5	10-9	6-13	3-3	6-1	3-3	5-1	5-2	4-3	-	5-2	4-3	7-12	3-4	14-5
2012	5-5	9-9	13-5	2-5	5-1	6-4	-	4-3	5-4	-	4-3	6-3	8-10	4-3	11-7
2011	6-3	13-5	6-12	6-2	4-3	3-4	-	3-3	5-4	*3-0	6-2	5-4	9-9	7-2	11-7
2010	9-1	13-5	9-9	4-2	6-2	4-4	*3-0	5-3	4-4	-	4-2	6-4	8-10	4-4	8-10
2009	7-2	13-5	9-9	4-3	5-3	5-1	-	4-2	5-5	-	7-0	6-4	11-7	5-4	12-6
2008	5-1	11-7	9-9	5-2	3-4	2-4	*3-0	5-5	3-7	-	6-4	7-2	11-7	3-4	9-9
2007	2-4	9-9	10-8	6-4	6-0	4-4	-	9-1	3-6	-	5-2	5-5	10-8	5-1	10-8
2006	3-6	12-7	11-8	4-2	4-3	5-2	-	7-2	4-6	-	3-3	3-3	13-5	8-2	10-8
2005	7-2	11-7	10-9	3-3	4-3	5-1	-	3-3	4-6	*1-2	3-3	7-3	8-11	7-3	12-6
2004	7-2	14-5	8-11	4-3	4-2	3-4	-	5-1	4-5	-	4-2	6-3	15-4	5-4	12-7
2003	3-6	13-6	10-9	2-4	5-2	5-1	*2-1	4-2	6-3	-	7-0	5-4	14-5	4-5	10-9
2002	5-4	13-6	10-9	4-2	6-3	8-1	-	5-1	4-3	-	6-0	4-5	13-5	4-3	10-9
2001	3-6	13-5	13-5	5-1	5-4	5-4	-	6-0	3-4	-	2-4	3-6	13-6	3-4	11-8
2000	6-3	7-5	7-6	4-8	5-5	4-8	-	8-2	5-5	-	5-5	4-6	6-6	10-2	5-7
1999	6-4	9-4	4-8	7-5	7-3	7-5	-	4-5	4-6	-	6-4	9-1	8-4	8-4	10-2
1998	8-3	9-3	7-5	7-4	7-4	8-3	-	10-0	5-6	-	7-4	8-3	11-1	8-3	6-6
1997	6-5	4-8	8-4	9-2	6-5	10-2	-	8-3	7-4	7-4	8-3	4-7	-	7-4	7-5
1996	9-3	10-3	6-7	7-6	9-3	8-5	-	8-4	6-7	6-6	7-5	3-9	-	5-7	8-5
1995	4-9	7-6	8-5	2-3	6-6	8-5	-	7-3	5-7	6-5	4-3	4-9	-	6-3	12-1
1994	7-5	6-4	7-3	2-4	9-0	3-3	-	2-4	8-4	7-2	5-4	8-4	-	3-2	3-4
1993	6-6	7-6	7-6	8-4	7-6	9-4	-	6-6	6-6	9-4	8-4	7-5	-	3-9	5-8
1992	6-6	8-5	6-7	4-8	6-7	8-5	-	7-5	5-7	7-6	5-7	6-6	-	6-6	2-11
1991	6-6	8-5	7-6	4-8	7-6	5-8	-	5-7	6-6	7-6	2-10	3-9	-	5-7	6-7
1990	0-12	7-6	4-9	2-10	8-5	6-7	-	4-8	6-6	7-6	6-6	9-3	-	3-9	5-8
1989	3-9	5-8	6-7	6-5	4-9	7-6	-	6-6	6-6	5-8	6-6	8-4	-	5-7	7-6
1988	6-6	10-3	4-9	9-3	7-6	5-8	-	6-6	6-6	7-6	9-3	5-7	-	5-6	6-7
1987	5-7	10-3	6-7	7-5	7-6	8-5	-	7-5	9-3	6-7	6-6	7-5	-	5-7	6-7
1986	5-7	8-5	8-5	6-6	8-5	7-6	-	8-4	5-7	5-8	8-4	8-4	-	7-5	7-6
1985	7-5	12-1	8-5	6-6	7-6	3-9	-	7-5	9-3	6-7	9-3	9-3	-	8-4	6-7
1984	8-4	8-5	6-7	5-7	11-2	6-7	-	7-5	4-8	7-6	4-8	7-5	-	6-6	8-5
1983	8-4	7-6	6-7	4-8	7-6	8-5	-	6-6	7-5	9-4	8-4	7-5	-	7-5	7-6
1982	7-5	2-11	6-7	4-8	9-4	5-8	-	7-5	5-7	5-8	10-2	6-6	-	7-5	6-7
1981	4-3	6-7	3-3	7-5	5-7	7-3	-	10-2	2-2	3-3	3-3	2-3	-	5-4	2-3
1980	8-4	6-7	10-3	7-5	8-5	8-5	-	4-8	10-2	8-5	8-4	9-3	-	7-5	10-3
1979	9-3	6-5	8-5	8-4	8-5	6-7	-	7-5	5-7	4-9	5-7	6-6	-	8-4	9-4
1978	8-2	9-6	9-7	9-1	9-6	11-4	-	5-6	5-5	5-10	7-3	6-5	-	6-4	11-4
1977	9-2	7-8	7-8	7-3	12-3	9-6	-	5-5	7-4	7-8	8-2	6-4	-	7-3	9-6
1976	6-6	5-13	11-7	11-1	12-4	8-9	-	5-7	7-5	13-5	10-2	-	-	9-3	-
1975	6-6	10-8	5-11	6-6	9-9	12-6	-	5-7	5-7	9-9	8-4	-	-	8-4	-
1974	7-5	7-11	7-11	8-4	11-7	7-11	-	8-4	9-3	9-9	8-4	-	-	8-4	-
1973	4-8	9-9	4-14	4-8	11-7	7-11	-	6-6	6-6	8-10	9-3	-	-	8-4	-
1972	3-9	6-7	9-9	5-7	11-7	9-7	-	5-7	8-4	9-9	6-6	-	-	8-4	-
1971	5-7	7-11	11-7	7-5	10-8	8-10	-	7-5	6-6	10-2	4-8	-	-	7-11	-
1970	6-6	7-11	8-10	7-5	10-8	11-7	-	11-1	7-5	9-3	7-5	-	-	10-8	-
1969	6-6	7-11	7-11	9-3	8-9	8-10	-	7-5	9-3	7-5	2-10	-	-	10-8	-
1968	10-8	5-13	8-10	12-6	8-10	8-10	-	-	12-6	-	6-12	-	-	14-4	-
1967	11-7	5-13	6-12	6-12	9-9	8-10	-	-	9-9	-	6-12	-	-	12-6	-
1966	13-5	3-15	10-8	9-9	6-12	7-11	-	-	7-11	-	10-8	-	-	5-10	-
1965	11-7	5-13	9-9	10-8	6-12	8-10	-	-	12-6	-	5-13	-	-	11-7	-
1964	12-6	8-10	9-9	12-6	15-3	10-8	-	-	11-7	-	10-8	-	-	12-6	-
1963	12-6	11-7	12-6	10-8	11-7	10-8	-	-	13-5	-	11-6	-	-	14-4	-
1962	13-5	7-11	12-6	10-8	7-11	11-7	-	-	10-8	-	11-7	-	-	15-3	-
1961	14-4	9-9	13-5	12-6	14-4	10-8	-	-	12-6	-	14-4	-	-	11-7	-
1960	15-7	13-9	15-7	12-10	16-6	14-8	-	-	-	-	12-10	-	-	-	-
1959	17-5	10-12	9-13	9-13	11-11	8-14	-	-	-	-	15-7	-	-	-	-
1958	13-9	14-8	13-9	15-7	15-7	10-12	-	-	-	-	12-10	-	-	-	-
1957	19-3	13-9	14-8	14-8	13-9	12-10	-	-	-	-	13-9	-	-	-	-
1956	18-4	13-9	14-8	13-9	12-10	10-12	-	-	-	-	17-5	-	-	-	-
1955	15-7	19-3	14-8	11-11	9-13	12-10	-	-	-	-	16-6	-	-	-	-



All-Time Results by Year vs. AL

YEAR	ATH	BAL	BOS	CWS	CLE	DET	HOU	KC	LAA	MIL	MIN	SEA	TB	TEX	TOR
1954	18-4	17-5	13-9	15-7	11-11	16-6	-	-	-	-	13-9	-	-	-	-
1953	17-5	17-5	11-10	13-9	11-11	16-6	-	-	-	-	14-6	-	-	-	-
1952	13-9	14-8	14-8	14-8	12-10	13-9	-	-	-	-	15-7	-	-	-	-
1951	13-9	17-5	11-11	14-8	15-7	12-10	-	-	-	-	16-6	-	-	-	-
1950	15-7	17-5	13-9	14-8	14-8	11-11	-	-	-	-	14-8	-	-	-	-
1949	14-8	17-5	13-9	15-7	12-10	11-11	-	-	-	-	15-7	-	-	-	-
1948	12-10	16-6	8-14	16-6	12-10	13-9	-	-	-	-	17-5	-	-	-	-
1947	13-9	15-7	13-9	12-10	15-7	14-8	-	-	-	-	15-7	-	-	-	-
1946	16-6	14-8	8-14	14-8	12-10	9-13	-	-	-	-	14-8	-	-	-	-
1945	16-6	7-15	16-6	12-9	9-12	7-15	-	-	-	-	14-8	-	-	-	-
1944	13-9	10-12	11-11	12-10	14-8	8-14	-	-	-	-	15-7	-	-	-	-
1943	16-6	17-5	17-5	12-10	13-9	12-10	-	-	-	-	11-11	-	-	-	-
1942	16-6	15-7	10-12	15-7	15-7	15-7	-	-	-	-	17-5	-	-	-	-
1941	14-8	18-4	13-9	14-8	15-7	11-11	-	-	-	-	16-6	-	-	-	-
1940	13-9	14-8	13-9	11-11	12-10	8-14	-	-	-	-	17-5	-	-	-	-
1939	18-4	19-3	8-11	18-4	15-7	13-9	-	-	-	-	15-7	-	-	-	-
1938	16-5	15-7	11-11	14-8	13-8	14-8	-	-	-	-	16-6	-	-	-	-
1937	14-8	16-6	15-7	13-9	15-7	13-9	-	-	-	-	16-6	-	-	-	-
1936	16-6	14-8	15-7	14-7	16-6	14-8	-	-	-	-	13-9	-	-	-	-
1935	14-6	12-10	12-9	11-9	14-8	11-11	-	-	-	-	15-7	-	-	-	-
1934	15-7	17-5	12-10	17-5	11-11	10-12	-	-	-	-	12-10	-	-	-	-
1933	12-9	14-7	14-8	15-7	13-7	15-7	-	-	-	-	8-14	-	-	-	-
1932	14-8	16-6	17-5	17-5	15-7	17-5	-	-	-	-	11-11	-	-	-	-
1931	11-11	16-6	16-6	15-6	9-13	14-8	-	-	-	-	13-9	-	-	-	-
1930	10-12	16-6	16-6	14-8	12-10	13-9	-	-	-	-	5-17	-	-	-	-
1929	8-14	14-8	17-5	16-6	8-14	13-9	-	-	-	-	12-10	-	-	-	-
1928	16-6	12-10	16-6	13-9	16-6	15-7	-	-	-	-	13-9	-	-	-	-
1927	14-8	21-1	18-4	17-5	12-10	14-8	-	-	-	-	14-8	-	-	-	-
1926	9-13	16-6	17-5	14-8	11-11	12-10	-	-	-	-	12-10	-	-	-	-
1925	9-13	11-11	13-9	9-13	12-10	8-14	-	-	-	-	7-15	-	-	-	-
1924	12-8	12-10	17-5	16-6	14-8	9-13	-	-	-	-	9-13	-	-	-	-
1923	16-6	15-5	14-8	15-7	10-12	12-10	-	-	-	-	16-6	-	-	-	-
1922	17-5	14-8	9-13	13-9	15-7	11-11	-	-	-	-	15-7	-	-	-	-
1921	17-5	13-9	15-7	9-13	14-8	17-5	-	-	-	-	13-8	-	-	-	-
1920	19-3	12-10	13-9	12-10	13-9	15-7	-	-	-	-	11-11	-	-	-	-
1919	18-2	12-8	9-10	8-12	7-13	12-8	-	-	-	-	14-6	-	-	-	-
1918	8-4	10-10	11-6	6-12	7-11	10-9	-	-	-	-	8-11	-	-	-	-
1917	15-7	13-9	9-13	10-12	7-15	9-13	-	-	-	-	8-13	-	-	-	-
1916	15-7	9-13	11-11	12-10	10-12	8-14	-	-	-	-	15-7	-	-	-	-
1915	11-9	12-10	12-10	7-15	13-9	5-17	-	-	-	-	9-13	-	-	-	-
1914	8-14	11-11	11-11	10-12	14-8	9-13	-	-	-	-	7-15	-	-	-	-
1913	5-17	11-11	6-14	10-11	8-14	11-11	-	-	-	-	6-16	-	-	-	-
1912	5-17	13-9	2-19	9-13	8-13	6-16	-	-	-	-	7-15	-	-	-	-
1911	6-15	16-5	10-12	9-13	8-14	15-7	-	-	-	-	12-10	-	-	-	-
1910	9-12	16-6	13-9	13-8	13-8	9-13	-	-	-	-	15-7	-	-	-	-
1909	8-14	13-8	9-13	8-14	14-8	8-14	-	-	-	-	14-6	-	-	-	-
1908	8-14	5-17	10-12	6-16	6-16	7-15	-	-	-	-	9-13	-	-	-	-
1907	10-9	8-14	12-8	10-12	7-15	8-13	-	-	-	-	15-7	-	-	-	-
1906	13-8	13-8	17-5	10-12	11-10	11-11	-	-	-	-	15-7	-	-	-	-
1905	8-11	15-7	8-13	7-15	10-12	8-13	-	-	-	-	15-7	-	-	-	-
1904	12-9	16-6	10-12	10-12	11-9	15-7	-	-	-	-	18-4	-	-	-	-
1903	10-8	15-5	7-13	11-7	6-14	9-10	-	-	-	-	14-5	-	-	-	-
TOTALS	1150-782	1359-923	1245-1028	1086-835	1123-881	1071-939	49-33	319-206	378-311	217-191	1145-775	260-193	263-200	406-289	398-327

*Interleague Play; Houston joined the AL in 2013 and Milwaukee played its last season in the AL in 1997.

Orioles include St. Louis Browns, 1903-1953 (711-399). Brewers include Seattle Pilots, 1969 (7-5). Twins include original Washington Senators, 1903-1960 (755-507). A's include Philadelphia A's, 1903-1954 (665-445) and Kansas City A's, 1955-1967 (183-75). Rangers include Washington Senators, 1961-1971 (121-74).

Only faced the AL East in 2020 due to the COVID-19 pandemic.



THIS IS STARR'S TERRITORY.

BIG-LEAGUE INSURANCE SOLUTIONS



STARR IS THE SIGNATURE PARTNER OF THE *New York Yankees*™

STARR

With over 100 years of global knowledge and experience, Starr helps companies grow in the world's most complex markets, offering a breadth of specialty coverages across major commercial industries.

PROPERTY | CASUALTY | AVIATION | MARINE

STARRCOMPANIES.COM

Starr Insurance is a marketing name for the operating insurance and travel assistance companies and subsidiaries of Starr International Company, Inc., and for the investment business of C.V. Starr & Co., Inc., and its subsidiaries. ©2025 Starr Insurance. All rights reserved.

All New York Yankees trademarks and copyrights are owned by the New York Yankees and used with the permission of the New York Yankees.





History & Records

This season marks the 25th anniversary of the Yankees' 2000 World Series title, which marked the club's third consecutive championship and remains the last time an MLB team has won back-to-back titles. In this photo, Derek Jeter watches his World Series Game 5, game-tying, sixth-inning, solo home run sail over the left-field wall at Shea Stadium.

The subsequent deadlock was broken in the top of ninth by Luis Sojo, whose go-ahead, two-run single gave the Yankees a 4-2 win and a 4-games-to-1 victory in the Fall Classic. Jeter was named MVP after batting .409 (9-for-22) with six runs, 2 doubles 1 triple, 2 home runs and 2RBI. His other home run came as the first batter of Game 4.

History of the New York Yankees



The Yankees are baseball's most storied franchise. With 27 World Championships and 41 American League pennants, the club stands alone in both categories.

The team's glorious history has surprisingly humble origins at the start of the previous century, when the upstart American League declared itself a Major League following the 1900 season. At that time, the league sought to place a team in New York for the 1901 campaign. But due to the political strength of the National League's New York Giants, the American League instead put a team in Baltimore, calling it the Orioles, with the hope of establishing a team in New York as soon as possible.

Managed by John McGraw, the 1901 Orioles finished 68-65 and failed to draw substantial crowds. The following season, McGraw, uncertain about the club's future, precipitated a midseason release from his contract. He immediately teamed with Giants owner Andrew Freedman and Cincinnati Reds owner John T. Brush, helping them acquire a majority interest in the Orioles. With control of Baltimore's players, the pair of owners decimated the squad, divvying up the players between them. On July 17, 1902, the Baltimore Orioles were left with five players on their roster and were forced to forfeit their game against the St. Louis Browns. The American League quickly stepped in and lent Baltimore players from other teams so they could finish the season.

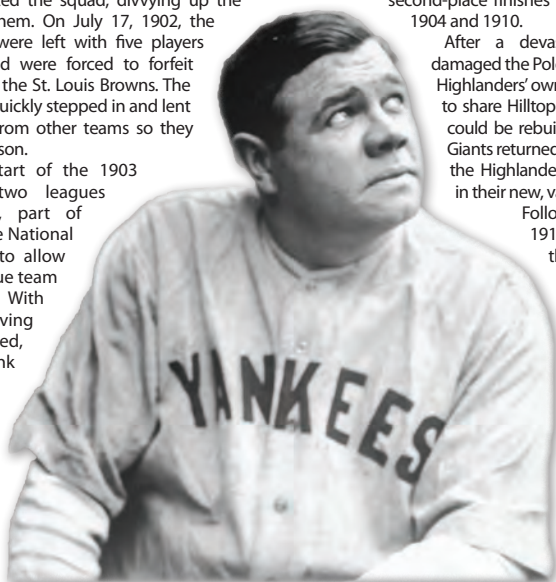
Prior to the start of the 1903 campaign, the two leagues reached a truce, part of which involved the National League agreeing to allow an American League team in New York City. With the Orioles having been dissolved, saloon owner Frank Farrell and ex-New York chief of police Bill Devery were awarded the right to establish a new franchise in New York for \$18,000.

New York's American League entry was the city's third Major League team, joining the Giants and Brooklyn Dodgers of the National League. The new club played its home games at American League Park, a hastily constructed all-wooden structure at 168th Street and Broadway in Manhattan. Because the site was one of the highest spots in the borough, the team was commonly called the "Hilltoppers" or "Highlanders" and their home field "Hilltop Park." The club played its inaugural game on April 22, 1903, at Washington, losing, 3-1, to the Senators. The next day, they defeated the Senators, 7-2, recording the very first win in franchise history.

Led by future Hall of Famers Jack Chesbro, Clark Griffith and Wee Willie Keeler, the 1903 Highlanders finished with a 72-62 record, 17.0 games out of first place. The club nearly captured the American League pennant in 1904—finishing 1.5 games behind the Boston Americans (later known as the Red Sox)—as Chesbro went 41-12 with a 1.82 ERA in 454.2 innings pitched, setting a modern era (since 1900) record with his win total. That season marked the first of three second-place finishes for the club between 1904 and 1910.

After a devastating fire severely damaged the Polo Grounds in 1911, the Highlanders' owners invited the Giants to share Hilltop Park until their home could be rebuilt. Two years later, the Giants returned the favor and allowed the Highlanders to become tenants in their new, vastly superior facility.

Following the move in 1913, newspapers and the public increasingly referred to the club as the "Yankees," which first appeared in the press in 1904. While no official announcement was ever made to formally establish the team's nickname, 1913 is considered the year that "Yankees" became the team's principal moniker.





Manager Miller Huggins [L] led the Yankees to three World Series championships and six American League pennants after being hired by owner Jacob Ruppert [R] in 1918.

From 1911 to 1919, the Yankees won as many as 80 games in a season only twice. However, three key moves—the January 1915 purchase of the ballclub by Colonel Jacob Ruppert and Colonel Tillinghast L’Hommedieu Huston, the 1918 hiring of Manager Miller Huggins by Ruppert (without Huston’s blessing) and the 1919 midseason trade for right-handed pitcher Carl Mays (26 wins in 1920 and 27 wins in 1921)—set the stage for the greatest course-altering transaction in baseball history, when on January 5, 1920, the Yankees completed the purchase of the contract of George Herman “Babe” Ruth from the Boston Red Sox for \$100,000 plus interest along with a reported \$300,000 personal loan against the mortgage on Fenway Park.

Ruth’s impact was immediate. The Yankees won 95 games in 1920, their highest victory total up to that point, then captured their first AL pennant a year later. With the Babe hitting 54 home runs in 1920—more than any other team in the American League—Yankees attendance at the Polo Grounds doubled to 1,289,422. In 1921, the Giants, being outdrawn in their own park, asked the Yankees to vacate the Polo Grounds as soon as possible. Now bitter rivals, the two teams squared off in the World Series in 1921 and 1922 with the Giants winning on both occasions.

Though he came up on the wrong end in both Series, Yankees pitcher (and 1969 Hall of Fame inductee) Waite Hoyt allowed just one earned run over 35.0 combined innings over the two Fall Classics. Remarkably, he went 2-2 in his five appearances (four starts), including a 1-0, Series-clinching loss (on an unearned run) in Game 8 of the 1921 best-of-nine championship.

With their departure from the Polo Grounds inevitable, the Yankees’ owners set out to build a ballpark of their own. Designed to be baseball’s first triple-decked structure with an advertised capacity of 70,000, it would be the first baseball facility to be called a “stadium” at its inaugural opening.

The team’s upcoming success was masterminded by business manager and future Hall of Famer Ed Barrow, whose responsibilities from 1921 through 1945 included both player personnel and the club’s finances. He developed a fantastic relationship with Huggins from the outset and brought in Paul Krichell, who not only developed the Yankees scouting department but personally signed Lou Gehrig, Phil Rizzuto and Whitey Ford to their first Yankees contracts.

Construction on the original Yankee Stadium began on May 5, 1922, and in only 284 working days, it was ready for its inaugural game on April 18, 1923, against the Boston Red Sox. An announced crowd of 74,200 fans packed the Stadium for a glimpse of Baseball’s grandest facility while thousands milled around outside after the fire department finally ordered the gates closed. Appropriately, Ruth christened the Stadium with a three-run homer to cap a four-run third inning as the Yankees, behind starter Bob Shawkey, won, 4-1.

Playing in their new stadium, dubbed “The House that Ruth Built” by *New York Telegram* sportswriter Fred Lieb, the Yankees won the American League by 16.0 games in 1923, using just eight pitchers all season. Each of their five starting pitchers—Shawkey, Hoyt, Joe Bush, “Sad” Sam Jones and Herb Pennock—won at least 16 games. In October, the Stadium hosted the first of 37 World Series at the structure, and the Yankees won the first World Championship in franchise history, defeating their former landlord, the Giants, in six games.

Less than two seasons later, one of the greatest players in franchise history was given his chance to crack the lineup. On June 1, 1925, in a 5-3 loss vs. Washington, Huggins called upon Gehrig, a 21-year-old first baseman with 34 career games to his name, to pinch-hit for light-hitting shortstop Paul “Pee Wee” Wanninger. It would mark the first of 2,130 consecutive games played by the “Iron Horse,” who replaced Wally Pipp as the Yankees’ starting first baseman the very next day. The story of Gehrig replacing Pipp because of a headache is a myth. Pipp, who led the AL in homers in 1916 and 1917 and was an integral part of the Yankees’ World Series clubs from 1921-23, had a poor start to the season, and Manager Miller Huggins wanted to see what the younger, much-heralded Gehrig could do.

After the Yankees suffered a tough loss to the St. Louis Cardinals in the 1926 World Series (which famously ended with Babe Ruth making the final out in Game 7 while trying to steal second base), the Yankees rolled to World Championships in both 1927 and 1928, sweeping the Pittsburgh Pirates and St. Louis Cardinals, respectively. The 1927 club, known as “Murderers’ Row,” is often the yardstick by which team greatness is measured. During that season, Ruth broke his own single-season home run record (previously 59 in 1921) with his 60th on September 30, 1927, off Washington’s Tom Zachary. Gehrig also added 47 homers and 173 RBI.

In his 15 seasons in pinstripes from 1920-34, Ruth helped establish a winning tradition with seven American League pennants and four World Championships. He finished his unparalleled career with 714 home runs (including 49 with



Lou Gehrig

the Red Sox from 1914-19 and six with the Boston Braves in 1935). He also tallied 12 American League home run titles and six RBI crowns, including five seasons with more than 150 RBI. A charter member of Baseball's Hall of Fame, he remains widely regarded as the greatest player of all time.

Throughout Ruth's time in pinstripes, he often overshadowed the soft-spoken, Manhattan-born Gehrig, who posted incredible numbers in his own right. From 1926 through 1938, Gehrig drove in at least 112 runs each season. A player on seven World Championship clubs (1927-28, 1932, 1936-39) and a major contributor to the first six, he finished with a .340 lifetime batting average and 493 career home runs in just 8,001 at-bats. He was the AL's starting first baseman in each of the first five Major League Baseball All-Star Games, and in 1934, became the first of two Yankees in franchise history (also Mickey Mantle in 1956) to win the Triple Crown, hitting .363 with a career-high-tying 49 homers and 166 RBI. He also still holds the American League record for RBI in a single season with 184 in 1931.

After the 1934 season, Ruth's last in New York, the Yankees purchased the contract of a budding star named Joe DiMaggio from the San Francisco Seals of the Pacific Coast League. Two years later, DiMaggio made his debut in pinstripes and helped the Yankees to an incredible string of four consecutive World Championships under Manager Joe McCarthy from 1936 through 1939. The 1930s also produced one of the game's greatest lefty-righty pitching combinations in future Hall of Famers Lefty Gomez and Red Ruffing. A four-time 20-game winner—including 24-7 in 1932 and 26-5 in 1934—Gomez posted a 6-0 record in five World Series. Ruffing, who was acquired on May 6, 1930, from Boston for outfielder Cedric Durst and \$50,000, had been 39-96 with the Red Sox since his 1924 rookie season. After coming to the Yankees, however, he built his Cooperstown credentials, going 231-124 in pinstripes while posting 20, 20, 21 and 21 wins on the four World Championship clubs from 1936 through 1939. He was also an exceptionally good hitter for a pitcher, totaling 36 career home runs and a .269 lifetime batting average.

From 1931 through part of the 1946 season, the Yankees were led by McCarthy, who compiled a Yankees-record 1,460 wins in his time at the helm. Having also spent time leading the Chicago Cubs (1926-30) and Boston Red Sox (1948-50), he is eighth on the all-time managerial wins list with 2,125 victories. With the Yankees, he reached eight World Series (1932, 1936-39, 1941-43), winning a World Championship in all but one—the 1942 Fall Classic against St. Louis.

Sadly, in 1939, Gehrig was diagnosed with a crippling disease, eventually determined to be amyotrophic lateral sclerosis (ALS), and his streak of playing in 2,130 consecutive games came to an end. On May 2, he took himself out of the lineup prior to the Yankees' 22-2 win at Detroit. He never played in a Major League game again.

On July 4 of the same season, the Yankees honored their captain with an emotional Lou Gehrig Appreciation Day at Yankee Stadium, and on Jan. 6, 1940, team president Ed Barrow announced that his No. 4 would become the first-ever retired number in baseball. Gehrig passed away from the effects of ALS on June 2, 1941.

DiMaggio became the pillar of the next generation of Yankees champions. In his 13 seasons in pinstripes (1936-42 and '46-51), DiMaggio made the AL All-Star team every year, and his club played in the World Series in all but three years (1940, '46, '48), winning nine World Series titles. Along the way, he tallied three AL MVP Awards (1939, '41, '47) and batted .325 over his career, marking the third-highest average in franchise history. The legendary "Yankee Clipper" compiled one of the game's most remarkable records in 1941, when he hit safely in an all-time-best 56 consecutive games.


DiMaggio's retirement after the 1951 season at the age of 37 was made easier by the emergence of Mickey Mantle, who played side-by-side with DiMaggio in the outfield in the Yankee Clipper's final campaign. With contributions from future Hall of Famers Yogi Berra, Whitey Ford and Phil Rizzuto, the Yankees were nearly unstoppable from the late 1940s through the early 1960s. Manager Casey Stengel sublimely handled the Yankees juggernaut following his surprising appointment prior to the 1949 season, as the club marched to an all-time record five consecutive World Series titles from 1949 through 1953.

His emphasis on platooning players (often to their chagrin) allowed him to exploit matchups in a way not emphasized at that time. Nicknamed "The Old Perffessor," with a vernacular called "Stengelese," he

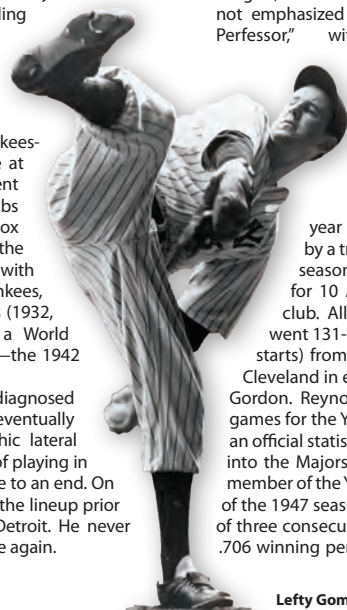
remains one of the most colorful personalities in the game's history.

In 12 seasons as manager of the Yankees, Stengel brought his club to the World Series 10 times, winning on seven occasions (also 1956 and 1958).

His staff during the remarkable five-year run of championships was anchored by a trio of starters who each pitched eight seasons with the Yankees and combined for 10 All-Star appearances while with the club. Allie Reynolds, known as "Superchief," went 131-60 with a 3.31 ERA in 295 games (209 starts) from 1947-54, after being acquired from Cleveland in exchange for fellow Hall of Famer Joe Gordon. Reynolds also finished 70 regular season games for the Yankees in an era before the save was an official statistic. The No. 2 starter, Vic Raschi, broke into the Majors at age 27 and didn't become a full member of the Yankees rotation until the second half of the 1947 season. He won exactly 21 games in each of three consecutive years from 1949-51 and tallied a .706 winning percentage (120-50) and 3.47 ERA with



Joe DiMaggio



Lefty Gomez



Mickey Mantle [L] and Roger Maris

the club from 1946-1953. The least-heralded of the three, "Steady" Eddie Lopat, went 113-59 with a 3.19 ERA with the Yankees from 1948-1955, including an AL-leading 2.43 ERA in 1953.

For all of the great players of the 1950s and early 60s, Mantle overshadowed everyone. He would achieve greatness despite suffering from osteomyelitis (a painful inflammatory bone disease) and numerous other injuries. A powerful switch-hitter, he belted 536 home runs, collected 2,415 hits and batted .300 or higher 10 times in an 18-year career. In his first 14 seasons in pinstripes (1951-64), the Yankees missed the World Series only twice (1954 and 1959) and won the Fall Classic seven times. With his .353 batting average, 52 homers and 130 RBI in 1956, he remains the last Yankees player to win the Triple Crown.

Ford, who played his whole career in pinstripes, is the Yankees' all-time wins leader. Known as the "Chairman of the Board," he posted a lifetime record of 236-106 (.690), giving him the third-best career winning pct. of any pitcher with 100-or-more decisions who started his career in the modern era (since 1900), trailing only career-Yankee Spud Chandler (.717, 109-43, from 1937-47) and Clayton Kershaw (.694, 197-87). Ford, the 1961 Cy Young Award winner, paced the AL in victories three times and in ERA and shutouts twice. The diminutive, New York City native still holds many World Series records, including those for wins (10), consecutive scoreless IP (33.0) and strikeouts (94).

The heart of the Yankees for 18 seasons, Berra played on 14 pennant winners and 10 World Championship teams—a record number for any individual player in MLB history. He is one of only 10 players in Major League history to win three MVP Awards and was selected to the All-Star team in every season from 1948 through 1962. Incredibly, he led the Yankees in RBI every season from 1949-55, had more career 100-RBI seasons (five) than Mantle (four), and hit at least 20 homers in 11 different seasons. Known as much for his quotes ("It ain't over 'til it's over" and "I really didn't say everything I said," etc.) as he is for his accomplishments on the field, he remains one of the most beloved players to ever play the game.

Elected to the Baseball Hall of Fame in 1994, Rizzuto was a defensive-minded shortstop who played on 10 pennant winners and eight World Series championship teams from 1941 through 1956, capturing the league's MVP award in 1950 with a .324 batting average and 125 runs scored. Following his playing career, he became a longtime Yankees broadcaster, known for punctuating big moments with his signature phrase, "Holy cow!"

However, not every notable Yankee was a future Hall of Famer. In Game 5 of the 1956 World Series vs. Brooklyn, right-hander Don Larsen authored baseball's greatest pitching performance, retiring all 27 Dodgers batters for the only perfect game in World Series history.

The Yankees opened the 1960s winning pennants in the first five seasons (1960-64) and World Series titles in 1961 and 1962. Incredibly, in the 29 seasons from 1936 to 1964, the Yankees won 22 pennants and 16 World Championships. The 1961 club is still regarded as one of the best teams in baseball history. With Mantle and Roger Maris embroiled in a season-long race to break Ruth's single-season home run record, the Yankees rolled to 109 wins en route to a World Championship. Maris broke Ruth's record when he belted his 61st home run on October 1 off Boston's Tracy Stallard at Yankee Stadium in the last game of the season.

Age finally caught up with the ballclub after a seven-game Series loss to the St. Louis Cardinals in 1964. The Yankees finished above fourth place just once in the next nine seasons, bottoming out in 1966 with the club's first last-place finish since 1912.

The team's fall from grace ended on January 3, 1973, when it was sold by CBS to a group headed by George M. Steinbrenner III. With the addition of Catfish Hunter (baseball's first marquee free agent), shrewd trades that brought Ed Figueroa, Mickey Rivers, Chris Chambliss and Willie Randolph to the club, and a strong nucleus that included Thurman Munson, Graig Nettles, Roy White and Sparky Lyle, the Yankees returned to the postseason in 1976, ending an 11-year drought (1965-1975) by winning their first American League East title. Then on October 14, 1976, in the deciding Game 5 of the American League Championship Series vs. Kansas City, Chambliss launched a ninth-inning, pennant-winning home run to put the Yankees back in the World Series.

This newfound success took place in a remodeled Yankee Stadium after the club played the 1974 and 1975 seasons in Shea Stadium while vast improvements were made to the original facility (for more details, see "History of Original Yankee Stadium").



Reggie Jackson hit three home runs in Game 6 of the 1977 World Series.

After a disheartening four-game sweep by the Cincinnati Reds in the 1976 World Series, the Yankees introduced Reggie Jackson—the most prolific slugger of his era—as the club's newest free-agent acquisition. Jackson capped an exciting 1977 season with one of baseball's greatest individual batting performances. In the World Series-clinching win vs. Los Angeles in Game 6 at Yankee Stadium, "Mr. October" belted three home runs on three swings of the bat to join Babe Ruth (and now Albert Pujols and Pablo Sandoval) as the only players to hit three home runs in a single World Series game.

In 1978, the Yankees overcame a 14.0-game deficit in the American League East to force a one-game playoff with Boston at Fenway Park to decide the division. Shortstop Bucky Dent erased a 2-0, seventh-inning Red Sox lead with a dramatic three-run homer, and the Yankees went on to win, 5-4. The Yankees then defeated Kansas City for the third straight year in the ALCS, and took care of the Dodgers in six games for their first back-to-back World Series titles since 1961-62.

The 1978 season also saw Ron Guidry compile one of the most dominating pitching seasons in baseball history. On the way to earning his nickname of "Louisiana Lightning," Guidry went 25-3 with a 1.74 ERA, winning the AL Cy Young Award in unanimous fashion and setting franchise records with 248 strikeouts (since broken in 2022 by Gerrit Cole) and nine shutouts. On June 17 that season, Guidry set the single-game club record for strikeouts, fanning 18 California Angels at Yankee Stadium in a game that established the Stadium tradition of fans applauding for a strikeout once a Yankees pitcher reaches two strikes. A five-time Gold Glove Award winner and four-time American League All-Star, Guidry also racked up 20-win seasons in 1983 (21-9) and 1985 (22-6).

Sadly, the 1970s ended with tragedy. Thurman Munson, the 1976 AL MVP and the Yankees' first captain since Gehrig, was killed when the private jet he was piloting crashed on August 2, 1979, at Akron-Canton Airport in Ohio. Only 32 years old at the time of his death, Munson was the undisputed leader of the Yankees teams that won three consecutive pennants and two World Championships. After the captain's death, the Yankees would make only one World Series appearance (1981) over the 16-year stretch from 1979-95 despite compiling the best record in the Majors during the 1980s.

During this period, Don Mattingly became one of the most popular players in franchise history, batting .307 in a 14-year career (1982-95) played entirely in pinstripes. He compiled an incredible six-year stretch from 1984 through 1989, in which he batted .327 and

topped 100 RBI five times, including a career-high 145 in 1985, when he captured the AL MVP Award. A year earlier, he outdueled teammate Dave Winfield for the 1984 AL batting crown (.343 to .340), going 4-for-5 on the final day of the season. Mattingly's performance and loyalty were recognized when he was named Yankees captain from 1991-95.

Winfield, who came to the Yankees as the game's most sought-after free agent in 1981, compiled Hall of Fame credentials in his nine seasons in pinstripes (1981-88, '90). With the Yankees, he belted 205 home runs with 818 RBI and won five Gold Glove Awards.

After a 13-year absence (1982-94), the Yankees returned to postseason play in 1995 as the American League's first-ever "Wild Card" entry. A heart-wrenching loss to the Seattle Mariners in the Division Series marked the start of a 13-year run of postseason appearances (1995-2007) — a record topped only by the Atlanta Braves' 14-season streak (1991-93, 1995-2005).

In 1996 under new skipper Joe Torre, the Yankees returned to the World Series against Atlanta, coming back from an 0-2 deficit to win four straight games, including Games 3, 4 and 5 on the road. Following a Division Series exit in 1997, the Yankees won three straight World titles from 1998 through 2000, giving them four championships in five years. Their 114 regular season victories in 1998 shattered the 44-year-old AL mark of 111 wins set by the 1954 Cleveland Indians (since broken by Seattle in 2001) and their 125 total victories, including 11 postseason wins, remains the highest single-season total in baseball history.

Beginning in the early 90s, the Yankees made a concerted effort to draft and cultivate homegrown talent such as Bernie Williams, Derek Jeter, Andy Pettitte, Jorge Posada and Mariano Rivera. In addition, trades and free-agent acquisitions brought All-Stars such as Wade Boggs, Scott Brosius, David Cone, Jimmy Key and Tino Martinez to the Bronx. Another of those players, Paul O'Neill, acquired in a November 3, 1992, trade with Cincinnati, became adored by Yankees fans for his intense and gritty approach and was given the nickname "warrior." Winner of the 1994 batting title (.359), he was a key part of the club's turn-of-the-century success.

In 2001, the Yankees fell just shy of becoming the second team in history to win four consecutive World Series titles, but they nevertheless captured the hearts of the nation in the aftermath of the terrorist attacks of September 11. The Yankees dropped the first two games of the Series at the Arizona Diamondbacks' Bank One Ballpark but rallied to win the next three at Yankee Stadium behind dramatic ninth-inning comebacks in Games 4 and 5. On consecutive nights, Martinez and Brosius erased two-run, ninth-inning Diamondbacks leads with home runs, and the Yankees won both games in extra innings. It was in Game 4 that Jeter earned his "Mr. November" nickname with a 10th-inning "walk-off" home run. The victories marked the first time in World Series history that a team won two games in the same Series when trailing by at least two runs in the ninth inning.

No one embodies the Yankees' success since 1996 more than Jeter, who was a rookie on that squad. He played his franchise-record 20th and final season with the Yankees in 2014, retiring with a personal career winning percentage of .593 (1,628-1,117-2) and five World Series rings. He is sixth in baseball history with 3,465 career hits and tops the Yankees' all-time list in hits, games played (2,747), doubles (544), stolen bases (358), at-bats (11,195), singles (2,595) and hit-by-pitches (170). Jeter also recorded eight 200-hit seasons and is one of two



Bucky Dent hits his famous three-run home run in the one-game AL East playoff contest on Oct. 2, 1978 at Fenway Park.



Derek Jeter

players in franchise history along with Gehrig (eight) with as many as four. In fact, according to the *Elias Sports Bureau*, no other player in Baseball history has had as more than four 200-hit seasons while playing at least 100 games at shortstop per year. Jeter capped his farewell season with a dramatic "walk-off" RBI-single in his final career game at Yankee Stadium and another RBI-single in his final career at-bat three days later at Boston's Fenway Park.

Posada and Rivera also crafted special places for themselves in the annals of the franchise. Posada, a 24th-round selection in the 1990 First-Year Player Draft, hit at least 20 home runs in eight different seasons. Known for his toughness and durability, the Puerto Rico-born backstop started at least 120 games in eight consecutive seasons from 2000-07, and retired after the 2011 season having never worn another uniform.

Rivera, who retired at the conclusion of the 2013 season with 652 career saves, became Baseball's all-time leader in 2011, surpassing Trevor Hoffman (601). His reputation was cemented by postseason excellence, which included an 8-1 record and 0.70 ERA in 96 career postseason games (141.0 IP) and an all-time record 33.1 consecutive scoreless postseason innings. His Major League-leading 42 career postseason saves are more than the second and third place totals combined (38). Additionally, his 2.21 career ERA is the lowest all time among pitchers with at least 1,000.0IP since ERA was made an official statistic in the NL in 1912 and AL in 1913.

In 2004, the organization acquired Alex Rodriguez in a trade with Texas. After his arrival in the Bronx, the 14-time All-Star transitioned to a new position at third base and was named AL MVP in 2005 and 2007, while becoming the seventh—and youngest—player in Baseball history to reach the 600-home run plateau in 2010.

The original Yankee Stadium took its curtain call in 2008, which was also the first of 10 seasons under manager Joe Girardi. Full of nostalgia and notable events, 2008 featured the third Papal Mass in Stadium history on April 20 and a 15-inning, 4-3 American League victory in the All-Star Game on July 15. Though the Yankees played their last-ever home game in the original Stadium on September 21, 2008, defeating the Baltimore Orioles, 7-3, the drama of the season didn't end until its final day as Mike Mussina earned a win in the first game of a doubleheader over Boston at Fenway Park to become the oldest first-time 20-game winner in Baseball history.

The following season was storybook material as the club finished the inaugural season in the newly-constructed Yankee Stadium with the best regular season record in the Majors (103-59) and a 2009 World Series win over the Phillies in six games. Free-agent acquisitions CC Sabathia (19 wins) and Mark Teixeira (second in AL MVP voting, 39HR, 122RBI) each played major roles in the club's success.

The joy, however, was short-lived as the franchise mourned the losses of Principal Owner George M. Steinbrenner III and longtime public address announcer Bob Sheppard in the summer of 2010.

More recently, the challenging, COVID-affected 2020 season saw DJ LeMahieu (.364 BA) and Luke Voit (22HR) lead the Majors in those categories, becoming the first

Yankees to top MLB in those stats since Mickey Mantle (.353 BA in 1956) and Alex Rodriguez (54HR in 2007).

The cornerstone of the Yankees' recent stretch of six straight postseason appearances (from 2017-22) is Aaron Judge, who won the 2017 AL Rookie of the Year Award with a then-all-time rookie record of 52 home runs, along with 114 RBI and a 1.049 OPS.

In 2022, he put together one of the best individual seasons in baseball history, hitting an American League-record 62 home runs and batting .311/.425/.686 (177-for-570) with 133R, 28 doubles, 131RBI, 111BB and 16SB in 157 games on the way to the AL MVP Award. He also led the Majors in runs scored, OBP, slugging pct., OPS (1.111), extra-base hits (90), total bases (391) and WAR (11.4, FanGraphs). Following the season he signed a nine-year contract extending through the 2031 season and was named the first captain of the Yankees since Derek Jeter.




Aaron Judge won the 2017 AL Rookie of the Year Award, setting the then-MLB rookie record with 52 home runs.

In 2023, starter Gerrit Cole cemented his place in Yankees lore, becoming the club's sixth all-time Cy Young Award winner (and first since Roger Clemens in 2001), posting a 15-4 record with a 2.63 ERA and a Major League-leading 0.98 WHIP. That performance came on the heels of his record-setting 2022, when he established the all-time franchise record for strikeouts in a single season (257).


Last season, the Yankees advanced to the World Series for the first time since winning it all in 2009. However, they fell short of their ultimate goal, losing to the Dodgers, 4-games-to-1. During the regular season, the Yankees posted an AL-best 94-68 record and an MLB-best 50-31 road record. Yankee batters paced the Majors in home runs (237) and walks (672), and Judge led the Majors in homers (58), RBI (144), OBP (.458), OPS (1.159) and walks (133), unanimously winning his second career AL MVP. He reached base 322 times, matching Jeter (322 in 1999) for the most by a Yankee in the last 87 years. On the pitching side, Carlos Rodón paced the Yankees in wins, going 16-9 with a 3.96 ERA, but rookie Luis Gil took the headlines, going 15-7 with a 3.50 ERA, allowing just 104 hits in 151.2IP. In November, he was voted AL Rookie of the Year, becoming the first Yankees pitcher to win the award since Dave Righetti in 1981.

Going forward, the Yankees will look to build on their long run of consistently appearing in the postseason (including 25 of the last 30 seasons since 1995). Manager Aaron Boone has a roster infused with former MVPs, including Giancarlo Stanton and newcomers Paul Goldschmidt and Cody Bellinger. Additionally, young talent abounds with Gold Glove-winning shortstop Anthony Volpe, Rookie of the Year finalist catcher Austin Wells and outfielder Jasson Dominguez.

With 27 World Series titles already to their name, the Yankees look forward to competing for their 28th championship in 2025. 



History of the Yankees Uniform & NY Logo



Pitcher Jack Chesbro dons the 1908 uniform.



Babe Ruth wears the pinstriped cap of 1921.

breathable double-knit uniforms, Yankees road jerseys added navy-and-white banded trim to the cuffs of the sleeves as well as white shadowing behind the jersey lettering, both of which were removed prior to the 2024 season (more on that below). The most-significant tweak to the road uniform in the 50 years before 2024 was the switch from glossy to matte road helmets prior to the 2016 season.

The home uniform remains the Yankees' signature look. With the exception of minor alterations—including bolder pinstripes in the 1940s—it has remained mostly unchanged for more than 80 years.

In keeping with the team's reverence of tradition, the Yankees have worn "alternate" uniforms just three times in their history. On June 8, 1996, at Detroit, the team wore replica uniforms of the Negro National League's New York Black Yankees; on April 20, 2012, in Boston (on the 100th anniversary of the first game at Fenway Park), the Yankees wore polyester reproductions of their 1912 ensemble; and on August 12, 2021, the Yankees wore retro-inspired away uniforms



Lou Gehrig and Tony Lazzeri pose at Yankee Stadium in 1927. Yankees jerseys did not feature the "NY" insignia from 1916 through 1935.

When the Yankees (then "Highlanders") first took the field for their inaugural season in 1903, their uniforms did not resemble the iconic style for which they are known today. A large ornate "N" decorated one breast and a large ornate "Y" the other. Two years later for the 1905 season, the "N" and "Y" were merged side by side into a monogram on the left breast, creating a forerunner of the now legendary emblem.

It wasn't until 1909 that the most recognizable insignia in sports—the interlocking "NY"—made its first appearance on the caps and left sleeves of Highlanders uniforms. It is thought that the design was inspired by a similar one created in 1877 by Tiffany & Co. for a medal to be given by the New York City Police Department to Officer John McDowell, a policeman shot in the line of duty. Perhaps because one of the club's owners, Bill Devery, was a former New York City police chief, the design was adopted by the organization. The familiar "NY" eventually migrated from the left sleeve to the left breast of home uniforms from 1912-15, albeit in a larger version than is currently worn today.

In 1912, their final season at Hilltop Park, the Yankees (as they were frequently called by then) made a fashionable debut at their April 11 home opener by wearing pinstripes for the first time in their history. The club was not the first team to wear pinstripes (eight of baseball's other 15 teams had already worn them at some point), and they would actually abandon the look in the following two seasons (1913-14). By 1915, though, home pinstripes were back for good.

In 1916, the Yankees removed the "NY" monogram from the jersey and went with a plain, pinstripes-only look. The "NY" remained off the uniform—except for the cap—for the next 20 years until it was reinstated in 1936. Babe Ruth, whose Yankees career spanned 1920-34, played his entire Yankees career without ever wearing the club's now-legendary insignia on his jersey.

The Yankees utilized numerous cap designs from 1903 until 1921—including pinstripes in 1915, '16, '19 and '21—until they finally settled on a solid navy cap with the interlocking "NY" insignia in 1922.

The club's road uniforms have remained relatively unchanged since 1918—solid grey with "NEW YORK" in block letters across the chest. The notable exception was from 1927-30, when "NEW YORK" was replaced by "YANKEES." In 1973, with the introduction of more

for the "Field of Dreams" game against the White Sox in Iowa. Additionally, on three occasions, the Yankees have worn their batting practice caps during regular season games (Aug. 9, 2013, and May 12 and 14, 2014).

In recent years, the Yankees have also participated in other MLB-wide initiatives relating to various holidays, including camouflage and American-flag inspired elements on Memorial Day and Independence Day, and pink & baby blue elements on Mother's Day (to recognize breast cancer awareness) and Father's Day (for prostate cancer awareness).

The Yankees have joined other MLB-wide initiatives, including adding a New Era logo on the left side of their caps beginning in 2019 and a Nike logo on the front of their jerseys beginning in 2020. Additionally, the team wore special "Players Weekend" jerseys from 2017-19, which included individualized nicknames on the back, marking the only times the Yankees have had last names or nicknames on the backs of their jerseys.

In the last two seasons, there have been highly notable changes to the Yankees' attire. As part of the team's signature partnership with Starr Insurance (which was announced on July 12, 2023), the Yankees added a Starr logo patch to one sleeve of both the home and road game jersey, debuting the addition with the team's first post-All-Star Break home game on July 21, 2023. The patch, which was embroidered in 2023, remains heat-sealed and sewn on. However in 2024, the team used a lighter-weight printed patch fully color-matched to the dark blue elements of the uniform.

Additionally, ahead of the 2024 season, the Yankees altered their road uniform for the first time since 1973. Inspired by the retro look of the uniforms worn in Iowa in 2021 and the positive reviews from Yankees players who wore them, the Yankees removed the white outlining around both "NEW YORK" and the uniform number, and eliminated the dark blue and white trim on the sleeve cuffs. With these changes, home and road uniform numbers are identical. The new road style debuted in the team's season opener on March 28, 2024 at Houston. [↗](#)

Origin of Numbered Uniforms

Numbers first appeared on Major League uniforms on June 26, 1916, when the Cleveland Indians wore large numerals on their left sleeves in an experiment that lasted just a few weeks. Another brief trial by Cleveland the next season and a similar sleeve trial by the St. Louis Cardinals in 1923 both proved temporary. It wasn't until the 1929 season that another attempt was made, as both Cleveland and the Yankees began their seasons with numbers as a permanent part of their respective uniforms. Though the Yankees are typically credited as being the team with the longest-standing such policy, it should be noted that the Indians began their season two days earlier than the Bombers, as the Yankees' April 16 Opening Day contest was rained out.

The initial distribution of numbers to the Yankees roster was made according to the player's respective position in the batting order. Therefore, in 1929, leadoff hitter Earle Combs wore No. 1, Mark Koenig No. 2, Babe Ruth No. 3, Lou Gehrig No. 4, Bob Meusel No. 5, Tony Lazzeri No. 6, Leo Durocher No. 7, Johnny Grabowski No. 8, Benny Bengough No. 9 and Bill Dickey No. 10 (Grabowski, Bengough and Dickey shared the catching duties). By the mid-1930s, other teams adopted the idea, and uniform numbers became standard for all teams. [✎](#)



Babe Ruth wore No. 3 with the Yankees from 1929-34.

Top Hat Logo Design

Though not appearing on the uniform, the Yankees "top hat" logo is one of the most identifiable in sports. It was created by well-known, longtime graphic artist Henry Alonzo "Lon" Keller after a commission from then-Yankees co-owner Larry MacPhail. An initial version consisting solely of the Yankees script with a top hat above the "k" first appeared on the cover of the 1946 spring training roster. MacPhail, however, asked Keller to further develop his work. The designer's more elaborate design debuted during the 1946 season and remains largely unchanged to the present day. (Information regarding Keller's contribution was taken from articles in the 1976 Yankees scorecard and the Aug. 22, 1995, edition of *Yankees Magazine*.) [✎](#)



Origin of the Names "Highlanders" and "Yankees"

In the early 1900s, fans, the media and front office personnel did not see club nicknames as the defining elements they are today. People thought of clubs by the city they represented and the league in which they played. Anything beyond that was the work of clever newspapermen trying to freshen up the references to teams in their stories.

Much of the logo- and nickname-oriented merchandise items we have today, such as caps, T-shirts or jerseys simply didn't exist a century ago when games weren't televised and men uniformly wore jackets and ties to the park.

When the Yankees franchise was launched in New York prior to the 1903 season, the enmity between the upstart American League (about to enter its third season) and the long-established National League was just beginning to ebb. It was commonplace for clubs and the media to refer to AL teams as "Americans" and NL clubs as "Nationals," especially as half of the cities with Major League Baseball at the time

had teams in both leagues (Boston, Chicago, New York, Philadelphia and St. Louis). This terminology frequently served to differentiate the New York AL team from the two longstanding NL clubs—the Brooklyn Superbas (as the Dodgers were then known) and the New York Giants—with whom they were now battling for fans.

The club's first home in New York was a rickety wooden structure often referred to as "American League Park." It was located on 168th St. and Broadway, one of the highest spots in Manhattan. As a result, the team became known as the "Hilltoppers" and their field "Hilltop Park."

The name "Highlanders," as the team of that era is most popularly remembered today, also started in the club's formative years. It originated not only as a nod to their elevated Manhattan perch, but also as a reference to club president Joseph W. Gordon, whose last name conjured up thoughts of the famous Scottish army unit, the Gordon Highlanders.

Other nicknames for the team were the "Greater New Yorks" and "Griffiths," the latter of which was a reference to Clark Griffith, who managed the club from 1903-08.

As early as 1904, however, the name "Yankees" became common in the press. The earliest known use was in an April 7, 1904, article in the *New York Evening Journal* that bore the headline "YANKEES WILL START HOME FROM SOUTH TODAY," which was published following a successful spring training. A week later, the same newspaper's coverage of Opening Day was headlined "YANKEES BEAT BOSTON," and the term also appeared in the article's lead sentence.

The name "Yankees" likely owes its success to newspaper typesetters and editors grateful for a team nickname with fewer letters than "Highlanders" or "Hilltoppers."

When the franchise moved from Hilltop Park to the low-lying Polo Grounds in 1913, the media and public dropped the other nicknames (which were no longer fitting) in favor of "Yankees." [✎](#)



Patches & Armbands on the Yankees Uniform

Over the Yankees' history, temporary patches and armbands have been worn to commemorate special occasions and mourn losses in the Yankees family. The list below represents the most thorough compilation of such additions. Annual alterations such as Major League Baseball's Mothers' Day and Fathers' Day ribbons, or permanent additions such as MLB logo patches on the backs of caps and jerseys or the Nike swoosh on the fronts of jerseys in 2020 are not included in the list below. The addition of the Starr Insurance jersey patch, commemorating the company's signature partnership with the Yankees through 2031, is noted below.

*Please note that all sleeve notations reflect game jerseys (GJ) unless otherwise noted to be batting practice jerseys (BPJ).

Additional Key: LS=Left Sleeve; RS=Right Sleeve; LC=Left Side of Cap; RC=Right Side of Cap; BC=Back of Cap; LH=Left Side of Helmet

YEAR(S)	DATE(S)	ITEM	LOCATION*	COMMEMORATION
1918	Regular Season	Armband	Left Sleeve	Red, white and blue armband for U.S. involvement in World War I
1920	Aug. 18 - End Season	Armband	Left Sleeve	Death of Indians shortstop Ray Chapman on Aug. 17, 1920
1929	Sept. 26 - End Season	Armband	Left Sleeve	Death of Miller Huggins on Sept. 25, 1929
1938	Regular Season	Patch	Left Sleeve	1939 New York World's Fair; also worn by Giants and Dodgers
1939	Regular Season	Patch	Left Sleeve	Baseball's "Centennial Season"; worn by all MLB teams
1942	Regular Season	Patch	Left Sleeve	"Health" Shield for U.S. in WWII; worn by all MLB teams
1943-45	Regular Season	Patch	Left Sleeve	U.S. flag shield for WWII; worn by most MLB teams
1945	July 26 - End Season	Patch	Left Sleeve	"Ruptured Duck" patch for honorably discharged former servicemen; worn only by Red Ruffing and Aaron Robinson
1948	Aug. 18 - End Season	Armband	Left Sleeve	Death of Babe Ruth on Aug. 16, 1948
1951	Regular Season	Patch	Left Sleeve	50th anniv. of the American League; worn by all AL teams
1952	Regular Season	Patch	Left Sleeve	Yankees' 50th Season (1903-52)
1955	Postseason Tour	Patch	Left Sleeve	"U.S.-Japan Good Will Tour 1955" during exhibition in Japan
1969	Regular Season	Patch	Left Sleeve	Centennial Patch for Baseball's 100th season; worn by all teams
1973	Regular Season	Patch	Left Sleeve	50th anniversary of Yankee Stadium (1923-73)
1976	Reg. and Postseason	Armband	Left Sleeve	Death of Casey Stengel on Sept. 29, 1975; worn by Billy Martin
1979-80	Aug. 3, 1979 - 1980 Season	Armband	Left Sleeve	Death of Thurman Munson on Aug. 2, 1979
1981	Reg. and Postseason	Armband	Left Sleeve	Death of Elston Hunsan on Dec. 14, 1980
1985	Aug. 16 - End season	Armband	Left Sleeve	Death of clubhouse manager Pete Sheehy on Aug. 14, 1985
1986	Regular Season	Armband	Left Sleeve	Death of Roger Maris on Dec. 14, 1985
1990	Regular Season	Number	Left Sleeve	Number "1" for death of Billy Martin on Dec. 25, 1989
1994	Regular Season	Patch	Left Sleeve	125th anniversary of Major League Baseball
1995	Aug. 13 - Postseason	Armband	Left Sleeve	Death of Mickey Mantle on Aug. 13, 1995
	Aug. 28 - Postseason	Number	Left Sleeve	Number "7" for death of Mickey Mantle on Aug. 13, 1995
1996	June 17 - Postseason	Armband	Left Sleeve	Death of former broadcaster Mel Allen on June 16, 1996
	World Series	Patch	RS / LC	1996 World Series logo
1997	Reg. and Postseason	Patch	Right Sleeve	50th anniversary of Jackie Robinson breaking color barrier
1998	Reg. and Postseason	Patch	Left Sleeve BPJ	75th anniversary of Yankee Stadium
	World Series	Patch	RS / LC	1998 World Series logo
1999	Spring Training	Patch	Left Sleeve BPJ	Number "5" for death of Joe DiMaggio on Mar. 8, 1999
	Reg. and Postseason	Number	Left Sleeve	Number "5" for death of Joe DiMaggio on Mar. 8, 1999
	Sept. 10 - Postseason	Armband	Left Sleeve	Death of Catfish Hunter on Sept. 9, 1999
	World Series	Patch	RS / LC	1999 World Series logo
2000	Spr. Training - Postseason	Armband	Left Sleeve BPJ	Death of Bob Lemon on Jan. 11, 2000
	Reg. and Postseason	Armband	Left Sleeve GJ	Death of Bob Lemon on Jan. 11, 2000
	World Series	Patch	RS / LC	2000 World Series logo
2001	Reg. and Postseason	Patch	Right Sleeve	100th anniversary of American League
	Sept. 18 - End Season	Patch	LC / Back GJ	American flag patch for Sept. 11th terrorist attacks
	Sept. 25 - End Season	Armband	Left Sleeve	Sept. 11th terrorist attacks
	World Series	Patch	Left Sleeve	2001 World Series logo
2002	Sept. 11	Armband	Left Sleeve	First anniversary of the Sept. 11 attacks
2003	Reg. and Postseason	Patch	Left Sleeve	100th anniversary of the New York Yankees (1903-2002)
	World Series	Patch	RS / LC	2003 World Series logo
2004	Opening Series of Reg. Season in Japan (vs. TB)	Patch	RS of BPJ & GJ / Helmet	"Ricoch" logo patches on B.P. and game jersey; "Ricoch" sticker on helmet
		Patch	Left Cap	"Opening Series Japan 2004" logo
2005	Sept. 8-10	Patch	Right Sleeve	Salvation Army relief logo for Hurricane Katrina relief
2007	Reg. and Postseason	Armband	Left Sleeve	Death of Cory Lidle on Oct. 11, 2006
	May 23	Patch	Left Cap	Virginia Tech shooting on Apr. 16, 2007
	Aug. 14 - Postseason	Number	Left Sleeve	Number "10" for death of Phil Rizzuto on Aug. 13, 2007
2008	Regular Season	Patch	Left Sleeve	Stadium logo with "1923-2008" for closing of Yankee Stadium
	Regular Season	Patch	Right Sleeve	2008 MLB All-Star Game logo (played at Yankee Stadium)
	July 13 - End Season	Armband	Left Sleeve	Death of Bobby Murcer on July 12, 2008
2009	Reg. and Postseason	Patch	LS / BC	Inaugural season of Yankee Stadium
	World Series	Patch	RS / LC	2009 World Series logo
2010	All-Star Game	Armband	Left Sleeve	Worn by NY Yankees and coaches for GMS & Sheppard's passing
	July 16 - Postseason	Patch	Left Sleeve	Death of Bob Sheppard on July 11, 2010
	July 16 - Postseason	Patch	Left Front Jersey	Death of George M. Steinbrenner III on July 13, 2010
	July 22 - Postseason	Armband	Left Sleeve	Death of Ralph Houk on July 21, 2010
2013	Mar. 29 (Spring Exhibition)	Patch	LS / LC	West Point visit
	April 1	Patch	Above NY Logo	Patch with black ribbon to remember Sandy Hook Elem. tragedy
	Sept. 22, 24-26	Patch	LS / LC	Final Season of Mariano Rivera's career
2014	July 2	Patch	Right Breast	75th Anniv. Gehrig "Luckiest Man" speech (worn by all MLB teams)
	Sept. 7 - End Season	Patch	LS / LC	Final Season of Derek Jeter's career
2015	May 17	Patch	Left Sleeve	No. 28 patch for Ernie Banks as part of Negro Leagues salute
	May 24, Aug. 22-23	Patch	Left Sleeve	Mon. Park Ceremony patches for B. Williams, Posada, Pettitte
	Sept. 23 - End Season	Number	Left Sleeve	Number "8" worn for death of Yogi Berra on Sept. 22, 2015
2016	Regular Season	Number	Left Sleeve	Number "8" worn for death of Yogi Berra in previous season
2017	Sept. 7 - End Postseason	Armband	Left Sleeve	Death of Gene "Stick" Michael on Sept. 7, 2017
2019	Reg. and Postseason	Armband	Left Sleeve	Death of Mel Stottlemyre on Jan. 13, 2019
	June 29-30 (London Series)	Patch	RS/RC	London Series logo
	June 29-30 (London Series)	Patch	Helmet	Mitel (Sponsorship) — (Right side for RH hitters; Left side for LH hitters)
	June 29-30 (London Series)	Patch	Left Sleeve	Biofreeze (Sponsorship)
2020	Spring Training (Tampa)	Patch	Left Sleeve	25th Season at Steinbrenner Field
	Reg. and Postseason	Patch	Left Sleeve	Death of General Partner Hank Steinbrenner on Apr. 14, 2020
	October 9 (ALDS Game 5)	Number	Left Sleeve	Number "16" worn for death of Whitey Ford on Oct. 8, 2020
2021	Spr. Training (Pinstripes Only)	Number	Left Sleeve	Number "16" worn for death of Whitey Ford in previous season
	Regular Season	Number	Left Sleeve	Number "16" worn for death of Whitey Ford in previous season
2023	July 21, 2023 - 2031 Season	Patch	Sleeve	Starr Insurance (Signature Partner of the New York Yankees)
2024	World Series	Patch	Left Breast	2024 World Series logo



Official Scoring at Yankee Stadium

The Yankees-Tigers contest at the Polo Grounds on May 15, 1922, might be the most significant game in the history of official scoring. In the second inning that wet day, Yankees shortstop Everett Scott failed to come up with a ground ball off the bat of Ty Cobb. Official scorer John Kieran (the first *Sports of the Times* columnist and founding editor of the *Information Please Almanac*) charged an error on Scott. Glancing over his shoulder as he fled the rain that was blowing into the press box, Fred Lieb (national president of the Baseball Writers Association of America and New York chapter chairman) scored it a hit. It was so reported by the Associated Press, for whom Lieb was compiling the box score. As was the custom, Kieran did not announce his call and Lieb, who was probably more interested at that moment in staying dry, did not ask.

The hit/error mattered — a lot. When official American League statistics were compiled (at the end of the season), the one-hit discrepancy was discovered. Cobb's season average was either .401 or .399. A predictable brouhaha ensued. Despite Lieb's willingness to cede to Kieran's official capacity, and despite the BBWAA's December vote that no hit be awarded, AL president Ban Johnson ordered the record to reflect that Cobb earned a hit and thus a .401 average. So it remains, officially, for all time.

As a result of "The Case of the Two-Point Base Hit" (as it was known), official scorers were instructed to contemporaneously communicate their calls to the press box, and the leagues assured the BBWAA that, in the future, a scorer's judgment would not be questioned.

Scorers' calls on close plays have also had a hand in Yankee Stadium no-hitters (and near misses). Had Lieb scored Whitey Witt's leadoff grounder to third on Sept. 11, 1923, an error and not a hit, Boston's Howard Ehmke would be remembered with Johnny



Babe Ruth and Ty Cobb at the Polo Grounds, which was the site of the "Two-Point Base Hit"

Vander Meer as hurlers of consecutive no-hitters. And had John Drebing of *The Times* not changed a hit (originally scored an error) back to an error after consulting during the game with Detroit's Johnny Pesky regarding Phil Rizzuto's fourth-inning grounder to short, Virgil Trucks would have thrown only one no-hitter in 1952.

Dan Daniel of the *World-Telegram* scored many Yankees home games during Joe DiMaggio's 56-game hitting streak in 1941, and according to Jerome Holtzman (later the official historian of Major League Baseball), he awarded at least two arguable hits to help keep the streak alive. Four years later, a reversed call on the last day of the season by Bert Gumpert of the *Bronx Home News* gave Yankees second baseman Snuffy Stirnweiss the hit he needed to edge the White Sox's Tony Cuccinello for the AL batting title by .000087.

The cavalcade of scorers who have worked at Yankee Stadium includes some of the giants of the baseball writers industry: Lieb, Daniel, Sid Mercer (an original BBWAA member in 1908), Frank Graham (Lou Gehrig's first biographer), John Drebing (who covered 203 consecutive World Series games over 34 years), Dick Young (who covered New York baseball for the *Daily News* and *New York Post* for 44 years), Leonard Koppett (author of *The Thinking Fan's Guide to Baseball*), Jack Lang (BBWAA secretary-treasurer for 22 years), Maury Allen (author of over 30 sports books), Red Foley (senior scorer in New York for 15 years) and Bill Shannon (senior scorer in New York for nine seasons and author of *Official Scoring in the Big Leagues*). ❧

-Authored by Major League Baseball official scorer Jordan Sprechman.



Bill Shannon (pictured here in 1983) was the official scorer for approximately 800 games at Yankee Stadium from 1979 until his passing in 2010.

Important Dates in Yankees History

Jan. 9, 1903 - Frank Farrell and Bill Devery purchase the right to establish a new AL franchise in New York City for \$18,000.

March 12, 1903 - The New York franchise is approved as a member of the American League. The team will play in a hastily constructed, wooden ballpark at 168th Street and Broadway. Because the site is one of the highest spots in Manhattan, their home field is referred to as "Hilltop Park."

Apr. 22, 1903 - The Highlanders (as the Yankees were commonly known then) play their first game, a 3-1 loss at Washington.

Apr. 23, 1903 - Pitcher Harry Howell records the first victory in franchise history, a 7-2 win at Washington.

Apr. 30, 1903 - The Highlanders notch a 6-2 win vs. Washington in their inaugural home opener at Hilltop Park.

May 11, 1903 - John Gangel hits the first home run in franchise history - an inside-the-park homer at Detroit's Bennett Park off George Mullin in an 8-2 Highlanders victory.

Apr. 29, 1906 - At Hilltop Park, the Highlanders and A's raise \$5,600 to benefit victims of the San Francisco earthquake and fire.

Apr. 11, 1912 - Pinstripes first appear on Highlanders uniforms.

Apr. 21, 1912 - At the Polo Grounds, the Highlanders and Giants stage a benefit game for survivors of the Titanic. The Giants win, 11-2, as \$9,425.25 is raised.

May 3, 1912 - The Highlanders lose at Philadelphia, 18-15. The 33 combined runs tie for the highest total in franchise history (also 5/22/30-G2 and 6/3/32, each in 20-13 Yankees wins at the A's).

Apr. 1913 - The name "Yankees" becomes the predominant nickname of the club after the team moves to the Polo Grounds, home of the National League's New York Giants.

Apr. 5, 1913 - The Yankees play an exhibition game against the Dodgers, losing, 3-2, in the first game at Ebbets Field.

Apr. 17, 1913 - The Yankees play their first home game at the Polo Grounds, losing to Washington, 9-3. It marks the beginning of 10 seasons as tenants of the National League's New York Giants.

Jan. 11, 1915 - Col. Jacob Ruppert and Col. Tillinghast L'Hommedieu Huston agree to purchase the Yankees for \$460,000. The deal is formally completed on Jan. 30.

Apr. 24, 1917 - Lefthander George Mogridge becomes the first Yankee to throw a no-hitter in a 2-1 win at Fenway Park.

Apr. 3, 1919 - In a spaghetti-eating contest during spring training in Jacksonville, Fla., Yankees outfielder Ping Bodie defeats an ostrich named Percy, after Percy passes out following his 11th plate of pasta (credit: SABR Bio Project).

Jan. 5, 1920 - After being announced two days earlier, the Yankees complete the purchase of the contract of Babe Ruth from the Boston Red Sox for \$100,000 plus interest and a \$300,000 loan against the mortgage on Fenway Park.

May 1, 1920 - Babe Ruth hits his first homer as a Yankee in a 6-0 win over the Red Sox at the Polo Grounds.

Feb. 5, 1921 - The Yankees issue a press release announcing the purchase of 10 acres of land in the West Bronx that will eventually become the site of the original Yankee Stadium. The land was purchased from the estate of William Waldorf Astor for \$675,000.

Oct. 5, 1921 - The Yankees play the first postseason game in franchise history, as Carl Mays tosses a complete game shutout to defeat the Giants at the Polo Grounds in World Series Game 1.

May 5, 1922 - The construction contract for Yankee Stadium is awarded to White Construction Company with the edict that the job is to be completed "at a definite price" of \$2.5 million by Opening Day 1923.

Apr. 18, 1923 - Yankee Stadium hosts its first regular season game as the Yankees defeat Boston Red Sox, 4-1, before an announced crowd of 74,200. Thousands more fans are turned away when fire marshals order the gates closed. Babe Ruth hits the Stadium's first home run — a three-run shot in the third inning — and starter Bob Shawkey records a complete-game win.



Yankee Stadium on its first Opening Day in 1923

Apr. 30, 1923 - The Yankees sign 19-year-old Columbia pitcher and position player Lou Gehrig to a pro contract.

May 21, 1923 - Yankees announce that Col. Ruppert buys out Col. Huston for \$1.5 million to become sole owner of the Yankees.

Sept. 28, 1923 - The Yankees record 30 hits in a 24-4 win over Boston at Fenway Park. The hit total remains the most in a nine-inning game in franchise history.

Oct. 15, 1923 - The Yankees defeat the New York Giants, 6-4, at the Polo Grounds in Game 6 of the World Series, clinching the first World Championship in franchise history.

June 1, 1925 - Lou Gehrig begins his record streak of 2,130 consecutive games played, pinch-hitting for "Pee Wee" Wanning in a 5-3 loss to Washington at Yankee Stadium.

Oct. 6, 1926 - Babe Ruth becomes the first player to hit three home runs in a single World Series game in Game 4 at St. Louis.



Hilltop Park was home to the Yankees from 1903 through 1912.

June 23, 1927 - In an 11-4 Yankees win at Fenway Park, Lou Gehrig becomes the first player in franchise history to hit 3HR in a single game against the Red Sox.

Sept. 30, 1927 - Babe Ruth breaks his own single-season Major League record by hitting his 60th home run (off Tom Zachary) in a 4-2 win over Washington at Yankee Stadium.

Apr. 20, 1928 - Yankee Stadium's LF stands are enlarged to three decks.

Oct. 9, 1928 - In Game 4 of the World Series vs. the Cardinals at St. Louis' Sportsman's Park, Babe Ruth hits three home runs, marking his second three-homer World Series game.

Apr. 18, 1929 - The Yankees wear numbered uniforms for the first time, two days after the Indians permanently adopt them as well (Numbers would become standard for all teams by 1932).

Sept. 24, 1929 - The Yankees celebrate Babe Ruth Day at Fenway Park defeating Boston, 5-3. Ruth goes 2-for-3 with a double, and Tom Zachary (pitching for the Yankees) records his final decision of the season, improving to 12-0, still a Major League record for most wins in a season without a loss.

June 4, 1933 - Starter Johnny Allen allows a first-inning single to Philadelphia's Ed Coleman, then holds the A's hitless the rest of the way, notching a one-hit shutout in a 6-0 home victory in the second game of a doubleheader.

July 6, 1933 - In the very first MLB All-Star Game, Babe Ruth hits the game's first HR — a two-run shot off the Cardinals' Bill Hallahan — leading the AL to a 4-2 victory at Comiskey Park. Lefty Gomez starts for the AL, tossing 3.0 scoreless IP to earn the win. He also records the first All-Star RBI with a second-inning single.

June 6, 1934 - Myril Hoag goes 6-for-6 in a 15-3, nine-inning win in Game 1 of a doubleheader at Boston, becoming the first of only two Yankees to go 6-for-6 in a single game (see June 7, 2008- Johnny Damon).

Nov. 21, 1934 - The Yankees purchase Joe DiMaggio from the San Francisco Seals of the Pacific Coast League for \$25,000 and five players.

May 24, 1936 - The Yankees tally their single-game franchise-high in runs in a 25-2 win at Philadelphia. Tony Lazzeri is the star with three home runs (including two grand slams) and a triple. His 11 RBI set a still-standing AL single-game record.

Apr. 20, 1937 - The Yankees' 15th season at Yankee Stadium opens with the right-field stands enlarged to three decks. Wooden bleachers are replaced by a concrete structure, and the distance to center field drops from 490 feet to 461 feet.

May 30, 1938 - A franchise-record crowd of 81,841 attends a doubleheader sweep of Boston at Yankee Stadium.

June 22, 1938 - In a rematch of their 1936 bout, Joe Louis KO's Max Schmeling in 124 seconds to avenge his prior loss to the German and retain the heavyweight title in front of 70,043 fans at Yankee Stadium and an estimated 70 million people listening on the radio.

Aug. 27, 1938 - Monte Pearson authors the first Yankee Stadium no-hitter by a Yankee, defeating Cleveland, 13-0, in Game 2 of a doubleheader.

Jan. 13, 1939 - Col. Ruppert passes away, and his estate takes ownership of the ballpark.

Apr. 30, 1939 - Lou Gehrig plays in the last of his 2,130 consecutive games, going 0-for-4 in a 3-2 loss vs. Washington at the Stadium.

May 2, 1939 - Lou Gehrig's playing streak of 2,130 consecutive games ends when he benches himself prior to a 22-2 Yankees win at Detroit. Babe Dahlgren plays first base for the Yankees and contributes a double and a home run.



Lou Gehrig bats at Comiskey Park during the 1938 season.

June 26, 1939 - At Philadelphia's Shibe Park, the Yankees play their first-ever night game, losing to the Athletics, 3-2.

July 4, 1939 - "Lou Gehrig Appreciation Day" is held at Yankee Stadium in between games of a doubleheader vs. Washington. Gehrig makes his famous "luckiest man" speech.

May 15, 1941 - Joe DiMaggio's 56-game hitting streak begins with a single off Edgar Smith in a 13-1 loss vs. Chicago.

June 2, 1941 - Lou Gehrig dies of amyotrophic lateral sclerosis at the age of 37 in the Riverdale section of the Bronx.

July 2, 1941 - In an 8-4 win vs. Boston, Joe DiMaggio goes 1-for-5 with a two-run home run, extending his hitting streak to 45 games and surpassing Wee Willie Keeler's single-season Major League record 44-game streak set in 1897.

July 17, 1941 - Joe DiMaggio's consecutive-game hitting streak ends at 56 when he goes 0-for-3 in a 4-3 win at Cleveland. Indians 3B Ken Keltner twice robs DiMaggio with great fielding plays. DiMaggio hits safely in his next 16 games, giving him hits in 72 of 73 games.

Aug. 14, 1942 - The Yankees set a still-standing (and since tied) MLB fielding mark with 7DP in an 11-2 win at Philadelphia.

June 26, 1944 - The Yankees, Dodgers and Giants play a three-way exhibition game at the Polo Grounds to promote the purchase of war bonds. Each team batted six times and played the field six times while a crowd of 50,000 fans bought \$5.5 million in war bonds. Brooklyn wins by a score of 5 to 1 (Yankees) to 0 (Giants).

Jan. 25, 1945 - Dan Topping, Del Webb and Larry MacPhail purchase the Yankees for \$2.8 million from the estate of the late Col. Jacob Ruppert. MacPhail replaces Ed Barrow as President and GM.

May 28, 1946 - The first night game is played at Yankee Stadium, a 2-1 loss vs. Washington before 49,917 fans.

Apr. 27, 1947 - "Babe Ruth Day" is celebrated at Yankee Stadium and throughout Major League Baseball.

June 29 - July 17, 1947 - The Yankees reel off a franchise-record 19 consecutive wins, outscoring their opposition 119-41.

Oct. 3, 1947 - Yankees pitcher Bill Bevens loses his no-hitter and the game with two outs in the bottom of the ninth as pinch-hitter Cookie Lavagetto doubles home two runs in a 3-2 Dodgers win in Game 4 of the World Series at Ebbets Field.

June 13, 1948 - Babe Ruth's uniform No. 3 is retired at Yankee Stadium's 25th Anniversary celebration. The visit marks the Babe's final Stadium appearance.


Aug. 16, 1948 - Babe Ruth dies of throat cancer 21 at age 53.

Oct. 12, 1948 - The Yankees announce that Casey Stengel will replace Bucky Harris as manager.



April 19, 1949 - During Opening Day ceremonies, the Yankees unveil a monument to Babe Ruth, who passed away eight months prior. Joining monuments for Miller Huggins and Lou Gehrig, it says, "George Herman 'Babe' Ruth, 1895-1948, A great ball player, a great man, a great American." In the game, Tommy Henrich breaks a 2-2, ninth-inning tie with a walk-off solo HR off Washington's Sid Hudson.

Oct. 1-2, 1949 - The Yankees overturn a one-game deficit with two games to play, defeating Boston in the final two games of the season at Yankee Stadium, 5-4 and 5-3, respectively, marking the first of five straight AL pennants.



"Old Reliable" Tommy Henrich hits a walk-off HR off Brooklyn's Don Newcombe in Game 1 of the 1949 World Series at Yankee Stadium.

Oct. 5, 1949 - In Game 1 of the World Series at Yankee Stadium, Tommy Henrich breaks a scoreless pitchers' duel between the Yankees' Allie Reynolds and the Dodgers' Don Newcombe, hitting a game-winning solo HR in the bottom of the ninth.

Apr. 17, 1951 - Mickey Mantle makes his MLB debut, going 1-for-4 in a 5-0 win vs. Boston at Yankee Stadium. The game also marks Bob Sheppard's first as Yankees PA announcer. Boston's Dom DiMaggio is the first hitter announced.

Sept. 28, 1951 - In an 8-0 Game 1 win in a doubleheader vs. Boston at Yankee Stadium, Allie Reynolds becomes the second of five players in Baseball history to toss two no-hitters in the same season (also Johnny Vander Meer in 1938, Virgil Trucks in 1952, Nolan Ryan in 1973 and Max Scherzer in 2015). Reynolds had previously no-hit the Indians at Cleveland's Municipal Stadium on July 12 in a 1-0 win.

Dec. 11, 1951 - Joe DiMaggio officially announces his retirement.

Oct. 7, 1952 - Second baseman Billy Martin makes a running catch on a two-out, seventh-inning, bases-loaded pop-up off the bat of Jackie Robinson to preserve the Yankees' lead in a 4-2 World Series-clinching Game 7 win at Brooklyn's Ebbets Field.

Apr. 17, 1953 - Mickey Mantle clears the LF wall at Washington's Griffith Stadium with a 565-foot home run off Chuck Stobbs in the fifth inning of a 7-3 Yankees win. Yankees PR representative Red Patterson retrieves the ball and reportedly measures off the distance, giving birth to the phrase "tape-measure home run."



Elston Howard became the Yankees' first Black player on Apr. 14, 1955.

Oct. 5, 1953 - Billy Martin singles home the winning run in the ninth inning of a 4-3, Game 6 victory over the Brooklyn Dodgers at Yankee Stadium. The win clinches the Yankees' all-time record fifth-consecutive World Championship.

Apr. 14, 1955 - Elston Howard becomes the first Black player in Yankees history, making his MLB debut in an 8-4 loss at Boston. He records an RBI single in his only plate appearance.

Oct. 4, 1955 - Brooklyn's Johnny Podres outduels Yankees starter Tommy Byrne and two relievers, 2-0, clinching the Dodgers' first World Championship. The WS loss snaps the Yankees' string of seven consecutive appearances in the Fall Classic without losing a Series (1943, '47, '49-'53). It also marks the Yankees' first World Series loss to Brooklyn after wins in 1941, '47, '49, '52 and '53.

May 30, 1956 - Batting against Pedro Ramos in Game 1 of a doubleheader vs. Washington, Mickey Mantle nearly hits a home run out of Yankee Stadium, with the ball striking the upper deck frieze in right field.

Oct. 8, 1956 - Don Larsen hurls the only perfect game in World Series history, a 2-0, Game 5 win over Brooklyn at Yankee Stadium.

Oct. 10, 1956 - In World Series Game 7, Johnny Kucks pitches a 9-0 complete game shutout over Brooklyn at Ebbets Field.

June 15, 1957 - Following the "Copacabana incident," the Yankees trade Billy Martin to Kansas City with Woodie Held, Bob Martyn and Ralph Terry for Ryne Duren, Jim Pisoni and Harry Simpson.

Apr. 22, 1959 - Whitney Ford pitches a 1-0, 14-inning complete game shutout at Washington, allowing seven hits with 15 strikeouts.

May 7, 1959 - The Yankees and Dodgers play an exhibition game before 93,103 fans at the L.A. Coliseum. The game is played to honor paralyzed Dodgers catcher Roy Campanella.

Oct. 8, 1960 - Second baseman Bobby Richardson sets an all-time World Series record (since tied by Hideki Matsui on 11/4/09 vs. PHI, Albert Pujols on 10/22/11 w/ STL at TEX and Addison Russell on 11/1/16 w/ CHC at CLE) with 6RBI in Game 3 of the World Series vs. Pittsburgh, hitting a grand slam in the first inning and two-run single in the fourth inning of a 10-0 Yankees win.

Sept. 26, 1961 - Roger Maris hits his 60th home run of the season off Baltimore's Jack Fisher in a 3-2 Yankees win at Yankee Stadium, tying Babe Ruth's Major League record.

Oct. 1, 1961 - Roger Maris hits his 61st home run in the season's final game off Boston's Tracy Stallard at Yankee Stadium, establishing a then-Major League record. It was the only run in a 1-0 Yankees victory. The ball was caught in right field by local teenager Sal Durante.

June 24, 1962 - Jack Reed's two-run, 22nd-inning HR ends the longest game in Yankees history, a 9-7 win at Detroit.

Oct. 16, 1962 - In Game 7 of the World Series, superb fielding from RF Roger Maris holds Matty Alou at third base after a two-out, ninth-inning Willie Mays double. Bobby Richardson then snares a screaming line drive off the bat of Willie McCovey for the game's final out, securing a 1-0, Series-clinching victory over the Giants at Candlestick Park. New York scores the game's only run when Tony Kubek grounds into a fifth-inning double play. It would be the last championship for the Yankees until 1977.

May 22, 1963 - In an 8-7, 11-inning win vs. the Kansas City A's, Mickey Mantle hits the upper deck frieze in right field for the second time in his career, this time off righthander Bill Fischer.

June 20, 1963 - The Yankees lose to the Mets at Yankee Stadium, 6-2, in the first Mayor's Trophy game between the crosstown rivals.

Nov. 2, 1964 - CBS purchases 80 percent of the Yankees for \$11.2 million. The network later buys the remaining 20 percent.

May 14, 1967 - Mickey Mantle becomes only the sixth player—and second Yankee—to reach the 500 home run plateau, when he connects off Baltimore's Stu Miller in a 6-5 win at Yankee Stadium.

Aug. 23, 1968 - The Yankees play the longest tied game in franchise history, matching Detroit, 3-3, in Game 2 of a doubleheader at Yankee Stadium. Yankees pitcher Lindy McDaniel tosses seven perfect innings in relief in the 19-inning affair.

June 8, 1969 - "Mickey Mantle Day" is celebrated at Yankee Stadium and his uniform No. 7 is retired.

June 24, 1970 - Bobby Murcer hits HRs in four consecutive ABs over two games of a doubleheader vs. Cleveland at Yankee Stadium.

Aug. 8, 1972 - The Yankees sign a 30-year lease to play in a remodeled Yankee Stadium with completion scheduled for 1976.

Jan. 3, 1973 - A limited partnership, headed by George M. Steinbrenner III as its managing general partner, purchases the Yankees for a net price of \$8.7 million from CBS.

Apr. 6, 1973 - At Fenway Park in Boston, the Yankees' Ron Blomberg becomes MLB's first designated hitter. Batting in the top of the first inning, he walks with the bases loaded off Luis Tiant. He goes 1-for-3 with 1 RBI as the Yankees lose to the Red Sox, 15-5.

Sept. 30, 1973 - The Yankees play their final game in Yankee Stadium before gets remodeled, losing 8-5 vs. Detroit. Tigers pitcher John Hiller gets Yankees first baseman Mike Hegan to fly out to centerfield for the game's final out.

Apr. 6, 1974 - The Yankees begin the first of two seasons at Shea Stadium as Yankee Stadium is remodeled. The Yankees will go 90-69 at Shea over the two seasons (1974-75).



Jim "Catfish" Hunter

Dec. 31, 1974 - Free agent Catfish Hunter signs a then-record five-year contract with the Yankees.

Aug. 1, 1975 - Billy Martin replaces Bill Virdon for his first of five stints as manager.

Apr. 15, 1976 - Remodeled Yankee Stadium opens with an 11-4 win over Minnesota. The Twins' Dan Ford hits the first home run.

Apr. 17, 1976 - In a 10-0 win, catcher Thurman Munson homers off Minnesota's Jim Hughes,

marking the first home run hit by a Yankee in remodeled Yankee Stadium.

Oct. 14, 1976 - Chris Chambliss' ninth-inning home run off Mark Littell in Game 5 of the ALCS vs. Kansas City at Yankee Stadium gives the Yankees their 30th AL pennant and first trip to the World Series since 1964.

Nov. 29, 1976 - Free agent Reggie Jackson signs a five-year contract.

June 30, 1977 - In an 11-5 win at Toronto, the Yankees hit four HRs in a single inning for the first time in franchise history. Cliff Johnson hits 3HR in the game, including two of the Yankees' four in the eighth inning.

Oct. 9, 1977 - The Yankees rally for one run in the eighth and three runs in the ninth for a 5-3, series-clinching win in the decisive Game 5 of the 1977 ALCS at Kansas City. Sparky Lyle earns the win for the second consecutive night, finishing the game with 1.1 scoreless innings on no rest following his scoreless 5.1-inning relief appearance at Kauffman Stadium in Game 4.

Oct. 18, 1977 - Reggie Jackson hits three home runs (on three consecutive pitches) in Game 6 of the World Series vs. the Los Angeles Dodgers at Yankee Stadium. Jackson, Babe Ruth, Albert Pujols and Pablo Sandoval are the only players to hit at least three homers in a single World Series game.

Apr. 13, 1978 - The Yankees defeat the White Sox, 4-2, in the Yankee Stadium opener on "Reggie" Candy Bar Day. When Jackson slugs a three-run HR in the first inning, the field is showered with the chocolate and peanut candy bars, which were given out free to fans at the game.

June 17, 1978 - Ron Guidry establishes a franchise record by striking out 18 batters in the Yankees' 4-0 win vs. California.

July 24, 1978 - Billy Martin resigns as manager.

July 25, 1978 - Bob Lemon is named manager, replacing Billy Martin.

July 29, 1978 - On Old-Timers' Day, the Yankees announce that Billy Martin will return as Yankees manager in 1980 and Bob Lemon will become general manager (also see June 18, 1979).

Oct. 2, 1978 - The Yankees, 14.0 games behind Boston as late as July 19, defeat the Red Sox, 5-4, at Fenway Park in only the second one-game playoff in AL history. Bucky Dent's three-run, seventh-inning home run becomes one of the most memorable in Baseball history.

June 18, 1979 - Billy Martin is rehired as Yankees manager, replacing Bob Lemon.

Aug. 2, 1979 - Yankees Captain Thurman Munson dies in a plane crash in Canton, Ohio, at age 32. His No. 15 is immediately retired.

Aug. 6, 1979 - After delivering a eulogy at Thurman Munson's funeral earlier that morning in Canton, Ohio, Bobby Murcer hits a three-run seventh-inning homer and a two-run ninth-inning single, accounting for all five of the Yankees' runs in an emotional 5-4 comeback win vs. Baltimore at Yankee Stadium.

Oct. 28, 1979 - Dick Howser replaces Billy Martin as manager.

Dec. 15, 1980 - Free agent Dave Winfield signs a then-record 10-year contract.

Nov. 21, 1980 - Gene Michael replaces Dick Howser as manager.

May 4, 1981 - Yankees reliever Ron Davis enters in the bottom of the seventh of a 4-2 Yankees win at California. After getting Don Baylor to pop out, he strikes out eight consecutive Angels to record the save. The performance ties the AL record for consecutive strikeouts in a single game, previously set by Nolan Ryan (twice) and later tied by Roger Clemens and Blake Stein. Davis remains the all-time MLB leader in consecutive strikeouts in a relief appearance.

Sept. 6, 1981 - Bob Lemon is named manager for a second time, replacing Gene Michael.

Apr. 26, 1982 - Gene Michael becomes manager for a second time, replacing Bob Lemon.

Aug. 3, 1982 - Clyde King replaces Gene Michael as manager.

Jan. 11, 1983 - Billy Martin is named Yankees manager for the third time, replacing Clyde King.

July 4, 1983 - Dave Righetti pitches the sixth regular season no-hitter in franchise history and the first since 1951 in a 4-0 win vs. Boston at Yankee Stadium. Righetti strikes out Wade Boggs for the final out.



Sparky Lyle

July 24, 1983 - The Yankees and Kansas City play the infamous "Pine Tar" game at Yankee Stadium. George Brett hits a two-out, ninth-inning home run off Goose Gossage to give the Royals an apparent 5-4 lead. Manager Billy Martin points out that the pine tar on Brett's bat is above the allowable 18 inches and Brett is subsequently called out for using an illegal bat. The Yankees (temporarily) win 4-3 (see Aug. 18, 1983).



"The Pine Tar Game"

Aug. 18, 1983 - Kansas City's protest is upheld and play is resumed at Yankee Stadium from the point immediately after Brett's home run. Yankees pitcher Ron Guidry plays CF while left-handed first baseman Don Mattingly plays second base. Royals' reliever Dan Quisenberry retires the Yankees in order in the bottom of the ninth for a 5-4 Royals win.

Dec. 16, 1983 - Yogi Berra is named manager for the second time, replacing Billy Martin.

Apr. 8, 1985 - At 46 yrs., 7 days old, Phil Niekro becomes the oldest Opening Day starter in franchise history (and third-oldest all time), allowing 5ER in 4.0IP in a 9-2 Yankees defeat at Boston.

Apr. 28, 1985 - Billy Martin is named manager for a fourth time, replacing Yogi Berra.

Aug. 4, 1985 - The Yankees celebrate "Phil Rizzuto Day" at Yankee Stadium, dedicating a plaque in his honor and retiring his No. 10. The Yankees fall to the Chicago White Sox, 4-1, as Tom Seaver wins his 300th career game.

Oct. 6, 1985 - Phil Niekro tosses a four-hit complete game shutout in an 8-0 victory at Toronto's Exhibition Stadium for his 300th career win.

Oct. 17, 1985 - Lou Piniella is named manager for the first time, replacing Billy Martin.

June 29, 1987 - At Toronto's Exhibition Stadium, the Yankees defeat the Blue Jays, 15-14, behind a pair of grand slams from Don Mattingly and Dave Winfield.

July 18, 1987 - Don Mattingly homers off Texas' Jose Guzman to tie Dale Long's Major League record of hitting a home run in eight consecutive games (Mattingly hits 10 HR during the streak).

Sept. 29, 1987 - Don Mattingly hits a grand slam off Boston's Bruce Hurst, setting a Major League record (tied by Travis Hafner in 2006) with six grand slams in a season.

Oct. 19, 1987 - Billy Martin is named manager for the fifth time, replacing Lou Piniella.

June 23, 1988 - Lou Piniella is named manager for the second time as Billy Martin is replaced as Yankees manager for the fifth and final time.

July 27, 1988 - Tommy John commits three errors on one play during the fourth inning of a 16-3 Yankees victory vs. Milwaukee. John becomes the first pitcher in the Modern Era to commit three miscues in the same inning.

Oct. 7, 1988 - Dallas Green replaces Lou Piniella as manager.

Dec. 9, 1988 - The Yankees sign a 12-year television contract with the Madison Square Garden Network.

Aug. 18, 1989 - Bucky Dent is named manager, replacing Dallas Green.

Dec. 25, 1989 - Billy Martin dies in an automobile accident near Binghamton, N.Y., at age 61.

June 6, 1990 - Stump Merrill replaces Bucky Dent as manager.

July 1, 1990 - With a no-hitter intact with two out in the bottom of the eighth at Comiskey Park, the Yankees make three errors behind starter Andy Hawkins, leading to four unearned runs as the Yankees go on to lose, 4-0. While initially ruled a "no-hitter," MLB removes the designation in 1991 after redefining a "no-hitter" as requiring a pitcher(s) to complete at least 9.0IP.

Oct. 29, 1991 - Buck Showalter replaces Stump Merrill as manager.

Sept. 4, 1993 - Jim Abbott tosses a no-hitter in a 4-0 win vs. Cleveland at Yankee Stadium.

Aug. 13, 1995 - Mickey Mantle dies of cancer at age 63 in Dallas, Tex.

Sept. 6, 1995 - Lou Gehrig's record of 2,130 consecutive games played is broken when Baltimore's Cal Ripken, Jr. plays in his 2,131st.

Oct. 4, 1995 - The Yankees play the longest postseason game in their history, a 15-inning, 7-5 win over Seattle at Yankee Stadium. Jim Leyritz hits a walk-off two-run HR in a contest that marks the final home game for Don Mattingly.

Nov. 2, 1995 - Joe Torre is named the Yankees' 31st manager, replacing Buck Showalter.

Mar. 1, 1996 - The Yankees defeat the Cleveland Indians, 5-2, in the first ever game at Legends Field (renamed George M. Steinbrenner Field in 2008), the club's new spring training home.

Apr. 9, 1996 - The Yankees defeat the Kansas City Royals, 7-3, in a snowy Bronx home opener. Starter Andy Pettitte earns the win as newcomers Joe Girardi (replacing Mike Stanley) and Tino Martinez (replacing Don Mattingly) get booed during pregame introductions. Hitting in the ninth spot, rookie shortstop Derek Jeter goes 1-for-3 with a single.

May 1, 1996 - Outfielder Gerald Williams goes 6-for-8 with 1HR and 3RBI in a 15-inning, 11-6 win at Baltimore. With Myril Hoag (6/6/1934 at Boston) & Johnny Damon (6/7/2008 vs. Kansas City), he is one of three Yankees in franchise history with six hits in a single game.

May 14, 1996 - Dwight Gooden hurls the eighth regular season no-hitter in Yankees history, a 2-0 blanking of the Seattle Mariners at Yankee Stadium.

June 16, 1996 - Mel Allen, the legendary "Voice of the Yankees" from 1939-64, passes away at age 83.

Aug. 25, 1996 - A monument in honor of Mickey Mantle is unveiled in Yankee Stadium's Monument Park.

Oct. 23, 1996 - In Game 4 of the World Series at Atlanta, Jim Leyritz hits a three-run, eighth-inning homer off the Braves' Mark Wohlers, tying the game, 6-6. The Yankees go on to win, 8-6, in 10 innings.



Jim Leyritz hits his tide-turning three-run home run in Game 4 of the 1996 World Series at Atlanta, knotting the score at 6-6.

Oct 24, 1996 - The Yankees' Andy Pettitte (8.1IP) outduels Atlanta's John Smoltz (8.0IP), 1-0, in Game 5 in Atlanta.

Oct. 26, 1996 - In Game 6 of the World Series at Yankee Stadium, John Wetteland closes out a 3-2 win vs. Atlanta, marking the Yankees first World Championship in 18 years.

June 23, 1997 - With 16K in a 5-2 Yankees win at Detroit, David Cone establishes the Yankees' all-time single-game high for a right-handed pitcher (since tied by Michael Pineda in 2015).

Apr. 15, 1998 - Two days after a beam falls into the stands at Yankee Stadium, the team is forced to play a home day game at Shea Stadium, where they defeat the Angels, 6-3. In the regularly-scheduled night game at Shea, the Mets down the Cubs, 2-1.

May 17, 1998 - David Wells tosses the first regular-season perfect game by a Yankee (and 14th in Baseball history), defeating Minnesota 4-0 at Yankee Stadium.

Sept. 25, 1998 - The Yankees set a then-American League record with their 112th win of the season (a 6-1 win vs. Tampa Bay at Yankee Stadium), breaking the mark of 111 by the 1954 Indians.

Sept. 27, 1998 - The Yankees finish their regular season with a 114-48 (.704) mark, becoming the first team since the 1954 Indians (111-43, .721) with a win. pct. above .700.



1998 World Series MVP Scott Brosius celebrates the final out of their series win at San Diego.

Oct. 21, 1998 - The Yankees complete an incredible season with a four-game World Series sweep of the San Diego Padres to capture the franchise's 24th World Championship. The 3-0 win gives the club a 125-50 record over the entire season (114-48 in the regular season, 11-2 in postseason).

Mar. 8, 1999 - Joe DiMaggio passes away at age 84 in Hollywood, Fla.

Apr. 25, 1999 - A monument in honor of Joe DiMaggio is unveiled in Yankee Stadium's Monument Park in front of a sold out Stadium and many of DiMaggio's former teammates. Paul Simon sings "Mrs. Robinson" while standing in center field.

July 18, 1999 - On "Yogi Berra Day," David Cone tosses the 15th regular season perfect game in baseball history, one season after David Wells accomplished the feat. Coincidentally, Don Larsen — who tossed a perfect game in the Game 5 of the 1956 World Series — throws out the ceremonial first pitch.

Oct. 27, 1999 - The Yankees play Baseball's last game of the century and complete a four-game sweep of the Atlanta Braves, capturing their 25th World Championship.

Apr. 23, 2000 - In a 10-7 Yankees win at Toronto, Jorge Posada and Bernie Williams become the first pair of teammates in MLB history to each homer from both sides of the plate in the same game.

July 8, 2000 - The Yankees and Mets play the first two-stadium, split doubleheader in nearly 100 years with the Yankees sweeping both games by the score of 4-2. Game 1 took place at Shea Stadium followed by Game 2 that night at Yankee Stadium. It marked the first day-night DH to take place in different venues since the New York Giants and Brooklyn Superbas faced off on 9/7/1903.

Oct. 21, 2000 - The Yankees' World Series Game 1 win vs. the Mets at Yankee Stadium marks their 13th consecutive victory in World Series play, breaking the 12-game record-streak of the 1927, 1928 and 1932 Yankees.

Oct. 26, 2000 - The Yankees win World Series Game 5 over the Mets at Shea Stadium, clinching their third consecutive World Championship in the first "Subway Series" since 1956. It marks the first time a club has won three consecutive World Series titles since the 1972-74 Oakland Athletics.

Sept. 2, 2001 - Mike Mussina comes within one out of a perfect game at Fenway Park, before Carl Everett singles with two outs in the ninth.

Sept. 23, 2001 - Yankee Stadium hosts "A Prayer for America" service for those lost on September 11. It was the first large-scale, formally staged program offered in memory of those killed or missing and presumed dead in World Trade Center attacks.

Oct. 13, 2001 - With a 1-0 lead and two out in the bottom of the seventh of Game 3 of the ALDS in Oakland, Derek Jeter picks up Shane Spencer's errant throw from the outfield and "flips" the ball in a backhand motion to Jorge Posada, who tags Jeremy Giambi for the final out of the inning. The Yankees go on to win the game, 1-0, and the series 3-games-to-2. The play will be known as the "Flip Play."

Oct. 30, 2001 - President George W. Bush throws out the first pitch prior to the Yankees' 2-1 World Series Game 3 win vs. Arizona at Yankee Stadium.

Oct. 31, 2001 - In Game 4 of the World Series vs. Arizona at Yankee Stadium, Tino Martinez's two-out, bottom-of-the-ninth, two-run home run off Byung-Hyun Kim sends the game into extra innings. Shortly after the stroke of midnight, Derek Jeter wins the game with a "walk-off" solo home run in the 10th, earning him the nickname "Mr. November."

Nov. 1, 2001 - In the late innings of Game 5 of the World Series vs. Arizona at Yankee Stadium, fans serenade Paul O'Neill, who is playing in his last game at Yankee Stadium. Scott Brosius' two-out, bottom-of-the-ninth, two-run home run off Byung-Hyun Kim sends the game into extra innings, and Alfonso Soriano singles in the winning run in the 12th.

May 17, 2002 - Jason Giambi becomes only the 21st player — and second Yankee — to hit a "walk-off" grand slam with his team trailing by three runs (Babe Ruth did it on 9/24/25). His 14th-inning slam off Minnesota's Mike Trombley erases a 12-9 Twins lead, giving the Yankees a 13-12 win.

Apr. 8, 2003 - Hideki Matsui hits a grand slam in his Yankee Stadium debut, leading the Yankees to a 7-3 win over Minnesota.

June 3, 2003 - Derek Jeter is named team captain.

June 13, 2003 - In a 5-2 win vs. St. Louis at Yankee Stadium, Roger Clemens records his 300th career win and 4,000th strikeout.

Oct. 16, 2003 - In Game 7 of the ALCS vs. Boston at Yankee Stadium, Aaron Boone becomes the fifth player—and second Yankee (also Chris Chambliss, 1976 ALCS vs. Kansas City)—to end a postseason series with a "walk-off" HR, when his 11th-inning leadoff solo shot off Tim Wakefield clinches the Yankees' 39th pennant.

Mar. 30-31, 2004 - The Yankees play their first-ever regular season games outside of North America, splitting a pair against Tampa Bay at the Tokyo Dome, losing 8-3 and winning 12-1, respectively.

July 1, 2004 - Derek Jeter makes his most famous catch, diving into Yankee Stadium's third base stands to nab a 12th-inning popup off the bat of Boston's Trot Nixon. John Flaherty wins the game with a 13th-inning RBI single.

Apr. 26, 2005 - Alex Rodriguez hits three home runs (all off Bartolo Colon) and becomes just the second Yankee in franchise history to record at least 10 RBI in a game (also Tony Lazzeri, 11 on 5/24/36) in a 12-4 win vs. the Angels at Yankee Stadium.



June 15, 2005 - The Yankees announce plans for a new Yankee Stadium to be constructed in Macombs Dam and John Mullaly Parks, located on the north side of 161st Street (adjacent to the site of the original Stadium).

Apr. 29, 2006 - For the second time in franchise history, the Yankees score in each inning of a game during a 17-6 win vs. Toronto (also 7/26/39 vs. St. Louis).

May 11, 2006 - Hideki Matsui is removed from the game in the top of the first vs. Boston after fracturing his left wrist. According to Rule 10.24 (c), his 1,768 consecutive-games-played streak (1,250 with the Yomiuri Giants and 518 with the Yankees) comes to an end as he did not play one half-inning in the field or complete a time at-bat by reaching base or making an out. His streak as a Yankee is the longest since Lou Gehrig's (2,130 games).

May 16, 2006 - The Yankees tie a franchise record by overcoming a nine-run deficit vs. Texas to win, 14-13, in nine innings. Jorge Posada hits a two-run "walk-off" home run off Akinori Otsuka.

Aug. 16, 2006 - The Yankees break ground for a new Yankee Stadium, scheduled to be ready for Opening Day 2009.



George Steinbrenner [C] breaks ground for the current Yankee Stadium on Aug. 16, 2006.

Aug. 4, 2007 - In a 16-8 win vs. Kansas City, Alex Rodriguez becomes the 22nd and youngest (32y, 8d) player in MLB history to reach the 500-HR mark. He is the third player to hit his 500th career homer as a Yankee, joining Babe Ruth and Mickey Mantle.

Sept. 5, 2007 - Bob Sheppard works his final game as Yankees Public Address Announcer, a 3-2 win over Seattle.

Oct. 30, 2007 - Joe Girardi is named the 32nd manager in Yankees franchise history.

Mar. 18, 2008 - The Yankees visited Blacksburg, Va., to play an exhibition game vs. Virginia Tech to honor the victims and aid in the healing process following the tragic events on the college's campus on Apr. 16, 2007. Prior to the game at English Field, Yankees players and staff visited the campus' memorial site.

Mar. 27, 2008 - Prior to the Yankees' final home spring training game, Legends Field is renamed George M. Steinbrenner Field.

June 7, 2008 - Johnny Damon goes 6-for-6 in the Yankees' 12-11 win vs. Kansas City, matching the franchise record for hits in a nine-inning game (see June 6, 1934 - Myril Hoag) and becoming the only Yankee in original Yankee Stadium history to record six hits in a game of any length. His final hit is a "walk-off" single.

Sept. 16, 2008 - Derek Jeter singles off Chicago's Gavin Floyd in the first inning for his 1,270th career hit at Yankee Stadium, surpassing Lou Gehrig for most all-time at the ballpark.

Sept. 21, 2008 - The Yankees play their last ever game in the original Yankee Stadium. Julia Ruth Stevens, daughter of Babe Ruth, throws out the first pitch, and Jose Molina hits the park's final home run in the fourth inning. Following the Yankees' 7-3 win over Baltimore, Derek Jeter thanks the fans over the Stadium PA system.

Sept. 28, 2008 - On the season's final day at Fenway Park, Mike Mussina records his 20th win of the year, becoming the oldest pitcher in MLB history to become a first-time 20-game winner.

Nov. 8, 2008 - Local Bronx high school youth groups are joined by former players Scott Brosius, David Cone, Jeff Nelson and Paul O'Neill and Yankees General Partner Jennifer Steinbrenner Swindal in removing home plate, the pitcher's rubber and pails of dirt from the original Stadium, then installing them in the current Stadium.

Apr. 3-4, 2009 - The Yankees play their first exhibition games in the current Yankee Stadium, defeating the Cubs, 7-4 and 10-1, respectively. Chien-Ming Wang tosses the first pitch in the Apr. 3 contest.

Apr. 16, 2009 - The Yankees play the first regular season game in Yankee Stadium history, falling to Cleveland, 10-2. CC Sabathia tosses the Stadium's first official pitch, Johnny Damon records the first hit (first-inning single off Cliff Lee) and Jorge Posada hits the first HR (fifth-inning off Lee).

May 14 - June 1, 2009 - The Yankees set an all-time MLB mark (since surpassed) with 18 consecutive errorless games (safely handling 660 chances).

Sept. 11, 2009 - Derek Jeter breaks Lou Gehrig's all-time franchise mark of 2,721 hits with a single off Baltimore's Chris Tillman at Yankee Stadium. Gehrig had held the mark since 9/6/37.

Oct. 4, 2009 - Alex Rodriguez hits a three-run HR and a grand slam in the sixth inning of the season finale at Tampa Bay in a 10-2 Yankees win, setting an all-time AL mark with 7 RBI in an inning.

Nov. 4, 2009 - The Yankees win their 27th World Series, defeating Philadelphia in Game 6, 7-3. Hideki Matsui ties Bobby Richardson's World Series mark (1960 Game 3 vs. Pittsburgh) with 6 RBI (since tied by Albert Pujols in 2011 and Addison Russell in 2016). Andy Pettitte records the win, becoming the first pitcher to start and record the win in the clinching game in all three rounds of a single postseason. Manager Joe Girardi joins Billy Martin and Ralph Houk as the only Yankees to win a World Series with the club as a player and manager.

June 12-13, 2010 - Jorge Posada becomes the first Yankee since Bill Dickey (June 3, G2 - June 4, 1937) to hit grand slams in back-to-back games. He accomplishes the feat in 9-3 and 9-5 wins vs. Houston.

July 11 and 13, 2010 - Longtime Yankees P.A. announcer Bob Sheppard passes away at his home in Baldwin, Long Island, at age 99 and Yankees Principal Owner George M. Steinbrenner III passes away in Tampa, Fla. at age 80.

Aug. 4, 2010 - Alex Rodriguez becomes the seventh (and youngest) player in MLB history to hit his 600th HR, accomplishing the feat at 35 years, 8 days old in a 5-1 win vs. Toronto.

Sept. 20, 2010 - The Yankees dedicate a monument to Principal Owner George M. Steinbrenner in Monument Park.

July 9, 2011 - Derek Jeter becomes the 28th player all time to record 3,000 hits, accomplishing the feat with a third-inning solo home run off David Price in a 5-4 win vs. Tampa Bay. He goes 5-for-5 on the day, matching his personal career high in hits.



Mike Mussina [R] smiles with Johnny Damon on Sept. 28, 2008, after becoming the oldest pitcher to win 20 games for the first time.

July 30, 2011 - In Game 2 of a doubleheader vs. Baltimore, the Yankees score 12 first-inning runs in a 17-3 win, sending 16 men to the plate with 13 reaching base (seven singles, two doubles, 1HR, 2BB and 1E). All nine batters had at least 1H and 1R. The club sets a franchise record for most runs scored in the first inning in any game.

Aug. 25, 2011 - In a 22-9 win vs. Oakland, Robinson Cano, Russell Martin and Curtis Granderson each hit grand slams. The Yankees become the first MLB team to hit three grand slams in a single game.


Sept. 19, 2011 - Mariano Rivera records his 602nd career save, closing out a 6-4 win vs. Minnesota at Yankee Stadium to surpass Trevor Hoffman and become the all-time Major League leader.

Aug. 13-14, 2013 - Alfonso Soriano records 2HR and 6RBI then 2HR and 7RBI in consecutive games vs. Los Angeles-AL. He becomes just the third player all time since RBI became official statistic in 1920 to record at least 6RBI in consecutive games.

Sept. 22 and 26, 2013 - The Yankees celebrate the career of Mariano Rivera with a 50-minute pregame ceremony, including the unveiling of his No. 42 in Monument Park and a live performance of "Enter Sandman" by Metallica. Four days later at Yankee Stadium, Rivera makes his final career appearance. He is removed from the game by longtime teammates Derek Jeter and Andy Pettitte, who come out of the dugout to make the pitching change.

Aug. 23, 2014 - The Yankees retire Joe Torre's No. 6.

Sept. 7, 2014 - The Yankees hold "Derek Jeter Day" in front of a sellout crowd of 48,110.



Derek Jeter celebrates after hitting a walk-off single in his final career home game on Sept. 25, 2014.

Sept. 25, 2014 - Derek Jeter plays his final game at Yankee Stadium, hitting a "walk-off" single to defeat Baltimore, 6-5, after closer David Robertson allows three runs in the top of the ninth to allow the Orioles to tie the score.

May 24, 2015 - The Yankees retire Bernie Williams' No. 51.

June 19, 2015 - Alex Rodriguez records his 3,000th career hit with a solo HR off Detroit's Justin Verlander at Yankee Stadium.

Aug. 8-9, 2015 - The Yankees are shut out in consecutive games for the first time since 5/12-13/99, having played 2,665 games in between, ending the longest streak of not being shut out in consecutive games in MLB history.

Aug. 22-23, 2015 - The Yankees retire Jorge Posada's No. 20 and Andy Pettitte's No. 46 on consecutive days.

Oct. 1, 2015 - The Yankees record the 10,000th regular season win in franchise history, defeating Boston, 4-1, to clinch a postseason berth and the club's first-ever appearance in the AL Wild Card Game. They are the first AL club to reach the 10,000-win plateau, and — according to the *Elias Sports Bureau* — own the best winning pct. (.569) of any franchise at the time of its 10,000th win.

Aug. 13, 2016 - After the 1996 team was honored for its 20th anniversary in a pregame ceremony, Tyler Austin and Aaron Judge make their MLB debuts and hit back-to-back HRs in the second inning in their first career plate appearances. It marks the first time in MLB history that debuting teammates homered in the same game. There had been just one prior game in MLB history in which two players each hit HRs in their first career at-bats, but they were on opposing teams (on 4/19/38 at Shibe Park, the Phillies' Emmett "Heinie" Mueller & the Dodgers' Ernie Koy — both in the first inn.).



Aaron Judge [R] congratulates Tyler Austin after hitting the first of back-to-back HRs, each coming in their first career plate appearances on Aug. 13, 2016.

Aug. 14, 2016 - Mariano Rivera's Monument Park plaque is unveiled in a pregame ceremony.

Sept. 28, 2016 - Mark Teixeira hits his 409th and final career HR — a walk-off grand slam vs. Boston in a 5-3 Yankees win.

May 7, 2017 - The Yankees outlast the Cubs, 5-4, in 18 innings at Wrigley Field, as the teams combine for a then-record 48 strikeouts. Yankees pitchers tie the all-time single-game mark with 26K (third time in MLB history).

May 14, 2017 - In between games of a Mother's Day doubleheader vs. Houston, Derek Jeter's No. 2 is retired and his Monument Park plaque is unveiled.

Oct. 8, 2017 - In ALDS Game 3 vs. Cleveland, Greg Bird hits a solo HR to lead off the seventh, joining Jorge Posada (2001 ALDS G3 at Oakland, fifth inn.) and Tommy Henrich (1949 WS G1 vs. Brooklyn, ninth inn.) as the only Yankees to homer in 1-0 postseason wins.

Oct. 11, 2017 - The Yankees win ALDS Game 5 at Cleveland, 5-2, overturning a 2-games-to-0 deficit to win the series over the AL's winningest regular season team. Didi Gregorius totals 3RBI with a first-inning solo HR and a two-run homer in the third, both off AL Cy Young Award winner Corey Kluber.

Mar. 29, 2018 - Giancarlo Stanton makes his Yankees debut, going 3-for-5 with 1 double, 2HR and 4RBI at Toronto. He is just the second Yankee to homer twice in his first game with the club, joining Roger Maris (2HR on 4/19/60 at Boston). He also becomes the seventh Yankee to hit 2HR on Opening Day and first since Joe Pepitone on 4/9/63 at the K.C. A's.

Apr. 3, 2018 - Didi Gregorius goes 4-for-4 with 1 double, 2HR, 1BB and 8RBI in Yankees' 11-4 home opener win vs. Tampa Bay, setting single-game franchise records for RBI by a shortstop, RBI by a Yankee in a home opener and RBI in the current Yankee Stadium.

May 6, 2018 - At 21 years, 144 days old, Gleyber Torres becomes the youngest Yankee in franchise history to hit a "walk-off" HR with a three-run shot in the ninth inning of a 7-4 win vs. Cleveland.

Apr. 30, 2019 - At Arizona's Chase Field, CC Sabathia fans former batterymate John Ryan Murphy for career strikeout No. 3,000 to become the 17th pitcher and third LHP to reach the milestone.

June 29-30, 2019 - The Yankees sweep Boston in a two-game series at England's London Stadium, the site of the 2012 Olympic Games, in the first two Major League games ever played in Europe. The Yankees emerge victorious in 17-13 and 12-8 slugfests.



Sept. 27, 2019 - A day after the Minnesota Twins become the first team to hit 300HR in a season, the Yankees join them, as Giancarlo Stanton takes Texas's Joe Palumbo deep in the first inning of a 14-7 win at Globe Life Park. It is the first of six Yankees longballs that night, as the club finishes the season with a franchise-record 306 home runs, one shy of the Twins' Major League-record 307.

July 23, 2020 - The Yankees and defending World Series champion Nationals kick off the abbreviated, COVID-19 affected 2020 season with MLB's opening game. Gerrit Cole makes his Yankees debut (5.0IP, 1H, 1R), earning the win in the Yankees' 4-1 victory.

Sept. 15-17, 2020 - The Yankees hit 19HRs in a three game series vs. Toronto (while outscoring them 43-15) to set an MLB mark for HRs over any three-game stretch. In the final game of the series, the Yankees hit 5HR in the fourth inn. vs. Toronto (Gardner/LeMahieu/Voit b2b2b; Stanton/Torres b2b), setting a single-inning franchise record and tying the MLB mark (seventh time).

May 19, 2021 - Corey Kluber tosses his first career no-hitter in a 2-0 win at Texas, allowing just one baserunner (BB in the 3rd inn.) while throwing 101 pitches. It was the 12th no-hitter in Yankees franchise history (incl. postseason) and the first by a Yankee since David Cone's perfect game on 7/18/99 vs. Montreal.

May 21, June 17 & June 20, 2021 - The Yankees turned triple plays on each of these dates (vs. Chicago-AL, at Toronto in Buffalo and vs. Oakland, respectively), setting a single season franchise record and becoming just the eighth team in modern MLB history to record three in a single year. The Yankees had recorded just three triple plays in total over their previous 52 seasons (1969-2020).

Oct. 3, 2021 - The Yankees clinch a postseason berth on the regular season's final day with a 1-0, ninth-inning, "walk-off" win vs. Tampa Bay. The victory comes on an infield single by Aaron Judge, marking his first career "walk-off" hit.

June 2-3, 2022 - Jameson Taillon tosses 7.0 perfect innings to open Game 2 on June 2 vs. Los Angeles-AL and Gerrit Cole tosses 6.2 perfect innings to begin his start on June 3 vs. Detroit to become the first teammates in the Expansion Era (since 1961) to open consecutive games with at least 6.0 perfect innings pitched.

July 19, 2022 - In an L.A. homecoming, Giancarlo Stanton becomes the third Yankee to be named All-Star Game MVP (also Jeter-2000, Rivera-2013), going 1-for-2 with a two-run, fourth-inning HR as the A.L. wins, 3-2, at Dodger Stadium.

Oct. 4, 2022 - In the penultimate game of the season (the second game of a doubleheader at Texas), Aaron Judge hits his 62nd homer of the year off Jesús Tinoco, passing Roger Maris (61HR in 1961) as the all-time A.L. single-season record holder. Additionally, starter Gerrit Cole fans Nathaniel Lowe in the first inning to pass Ron Guidry (248K in 1978) for the all-time single-season franchise record for strikeouts. Cole finishes with 9K in the game and 257K on the year.



Aaron Judge [L] and Gerrit Cole following Game 2 on Oct. 4, 2022 at Texas, where Judge set the all-time single-season AL HR mark and Cole set the single-season franchise record for strikeouts.

Dec. 21, 2022 - At a press conference to announce his new nine-year contract, Aaron Judge is named the 16th captain in franchise history by Managing General Partner Hal Steinbrenner.

June 28, 2023 - In an 11-0 victory at Oakland, Domingo Germán authors the 24th perfect game in baseball history and fourth by a Yankee, needing just 99 pitches to accomplish the feat. His catcher is Kyle Higashioka, who matches Yogi Berra and Joe Girardi as the only Yankees in franchise history to catch multiple no-hitters.

Sept. 1, 2023 - In a 6-2 victory at Houston, outfielder Jasson Domínguez makes his MLB debut and homers in the first inning in his first career plate appearance off Justin Verlander. At 20 years and 206 days old, he becomes the youngest Yankee in franchise history to homer in his MLB debut and the sixth player in franchise history to homer in his first career plate appearance. He also becomes the second player in MLB history to homer in his first career AB off a reigning Cy Young Award winner, joining the Yankees' Marcus Thames, who homered on 6/10/02 vs. Arizona off Randy Johnson.



On Sept. 1, 2023, at Houston, Jasson Domínguez became the youngest Yankee to homer in his MLB debut, launching a two-run HR off former Cy Young Award winner Jason Verlander in the first inning.

Apr. 20, 2024 - The Yankees honor longtime radio voice John Sterling with an on-field pregame ceremony celebrating his long career. Less than a week earlier, he announced his retirement from the role he had held since 1989. However, at the end of the season, Sterling returned to call the final six games of the regular season and all 14 Yankees postseason games. He finishes his Yankees broadcasting career having called 5,426 regular season games and 225 postseason games.

May 18, 2024 - In just 6.0IP, Luis Gil sets a Yankees rookie record with 14K in a 6-1 victory vs. Chicago-AL.

July 6, 2024 - First baseman Ben Rice goes 3-for-5 with 3HR and 7RBI in a 14-4 win vs. Boston, setting the single-game franchise rookie record for homers and matching the Yankees' single-game rookie mark for RBI (also Lou Gehrig, 7RBI on 7/23/1925 vs. Washington-AL).

Aug. 14, 2024 - Aaron Judge hits his 300th career home run in a 10-2 win at Chicago-AL, becoming the fastest player in MLB history to reach the plateau in games played (955) and at-bats (3,431).

Lou Gehrig Appreciation Day - July 4, 1939

Prior to the Yankees' May 2, 1939, game at Detroit's Briggs Stadium, captain Lou Gehrig gave the umpires his team's lineup card — which did not have his name on it. He watched the entire game from the bench, marking the end of his 2,130-consecutive-games-played streak. "The Iron Horse" was suffering the effects of amyotrophic lateral sclerosis (ALS), a disease known since as Lou Gehrig's disease. He would never play again.

Just over two months later, on July 4, 1939, Lou Gehrig Appreciation Day was held in front of approximately 62,000 fans at Yankee Stadium. Ceremonies took place between games of a doubleheader against the Washington Senators. Gehrig and his teammates were joined by members of the 1927 Yankees. After speeches by Mayor Fiorello La Guardia and Postmaster James A. Farley, Manager Joe McCarthy said his public goodbye to Gehrig: "Lou, what can I say except that it was a sad day in the life of everybody who knew you when you came to my hotel room that day in Detroit and told me you were quitting as a ballplayer because you felt yourself a hindrance to the team. My God, man, you were never that."

Various gifts were presented to Gehrig from club employees and the rival New York Giants. His teammates gave him a trophy, which was inscribed with a poem by *New York Times* writer John Kieran. As the crowd chanted, "We want Lou; We want Lou...," Gehrig stepped to the microphone to deliver one of the most oft-quoted speeches in American history.

"For the past two weeks you've been reading about a bad break. Today I consider myself the luckiest man on the face of the Earth. I have been in ballparks for 17 years and have never received anything but kindness and encouragement from you fans.

"When you look around, wouldn't you consider it a privilege to associate yourself with such fine-looking men as are standing in uniform in this ballpark today? Sure, I'm lucky. Who wouldn't consider it an honor to have known Jacob Ruppert? Also, the builder of baseball's greatest empire, Ed Barrow? To have spent six years with such a grand



little fellow as Miller Huggins? To have spent the next nine years with that smart student of psychology, the best manager in baseball today, Joe McCarthy? Who wouldn't feel honored to room with such a grand guy as Bill Dickey?

"When the New York Giants, a team you would give your right arm to beat, and vice versa, sends you a gift—that's something. When the grounds keepers and office staff and writers and old-timers and players and concessionaires all remember you with trophies—that's something. When you have a wonderful mother-in-law who takes sides with you in squabbles against her own daughter—that's something. When you have a father and a mother who work all their lives so that you can have an education and build your body—it's a blessing. When you have a wife who has been a tower of strength and shown more courage than you ever dreamed existed—that's the finest I know.

"So I close in saying that I might have been given a bad break, but I've got an awful lot to live for. Thank you."

On January 6, 1940, Yankees team president Ed Barrow announced that No. 4 would be retired from use. To this day, Gehrig remains the only Yankee ever to wear the number.

Gehrig died on June 2, 1941, at his home in the Riverdale section of the Bronx. He was 37. 🦾

Babe Ruth Day - April 27, 1947

On April 27, 1947, Babe Ruth Day was celebrated throughout Major League Baseball, as the Babe said goodbye in an on-field ceremony at Yankee Stadium. Dressed in a topcoat, Ruth, weakened by throat cancer, made the following remarks:



"Thank you very much, ladies and gentlemen. You know how bad my voice sounds—well it feels just as bad.

"You know this baseball game of ours comes up from the youth. That means the boys. And after you're a boy and grow up to know how to play ball, then you come to the boys you see representing themselves today in your national pastime. The only real game—I think—in the world is baseball.

"As a rule, some people think if you give them a football, or a baseball, or something like that—naturally they're athletes right away. But you can't do that in baseball. You've gotta start from way down [at] the bottom, when you're 6 or 7 years of age. You can't wait until you're 15 or 16. You gotta let it grow up with you. And if you're successful, and you try hard enough, you're bound to come out on top—just like these boys have come to the top now.

"There's been so many lovely things said about me, and I'm glad that I've had the opportunity to thank everybody. Thank you."

Ruth memorably returned to Yankee Stadium on June 13, 1948, to celebrate the 25th anniversary of Yankee Stadium and have his uniform No. 3 retired.

He died on August 16, 1948, at Memorial Hospital in New York at age 53. His body laid in state at the entrance of Yankee Stadium on Aug. 17 and 18, before his funeral on Aug. 19 at New York's St. Patrick's Cathedral. 🦾

Bob Sheppard - "The Voice of Yankee Stadium"

Bob Sheppard will forever be the "The Voice of Yankee Stadium." With his instantly recognizable elocution — in which each syllable was given meticulous attention — Sheppard provided a soundtrack of irreproachable dignity to Yankee Stadium for 57 years.

Sadly, he passed away on July 11, 2010, at his home in Baldwin, N.Y., with his wife, Mary, by his side. He was 99 years old.

Born in Ridgewood, Queens, Sheppard began his tenure as Yankees public address announcer on April 17, 1951—Opening Day of Joe DiMaggio's final season and the day of Mickey Mantle's Major League debut. Among the approximately 4,500 baseball games he worked over his tenure with the Yankees were 121 consecutive postseason contests from 1951 to 2006, including 62 games in 22 World Series.

Sheppard's incredible career behind the microphone started when he volunteered his services for a charity football game in Freeport, Long Island, in the late 1940s. An executive from the Brooklyn Dodgers football team of the All-America Conference was at the game. He liked Sheppard's style ("clear, concise and correct") and hired him. The football Dodgers folded after just one season at Ebbets Field (1948), but one of their opponents—the New York football Yankees—heard Sheppard's booming voice and offered him their PA job at Yankee Stadium. Baseball's Yankees discovered him as a result and offered him their PA role for the 1950 season. Though he turned down their offer due to conflicts with his teaching schedule, he changed his mind the following year.

In addition to his baseball duties, Sheppard was the public address voice for the New York football Giants for 50 seasons—from their move to Yankee Stadium in 1956 until his retirement after the 2005 season. Sheppard also served the New York Titans of the American Football League at the Polo Grounds, the New York Stars of the World Football League at Downing Stadium, the New York Cosmos soccer team, and St. John's University's basketball and football teams. Sheppard also handled PA duties for five Army-Navy football games in Philadelphia.

Some of the events he listed as the most memorable of his incredible career were: Don Larsen's perfect game in Game 5 of the 1956 World Series on October 8, 1956; Roger Maris' 61st home run on October 1, 1961; Reggie Jackson's three home runs in Game 6 of the World Series on October 18, 1977; and the Giants-Colts overtime NFL Championship Game on December 28, 1958.

Sheppard attended St. John's College, which eventually became St. John's University. Always a talented athlete, he received a full athletic scholarship to the school,

playing quarterback on the football team all four years. He later enrolled at Columbia University, where he received his master's degree in speech and worked his way up from teacher-in-training to substitute teacher to permanent teacher to department chairman. In order to supplement his teaching salary, Sheppard played semiprofessional football on Sundays in Long Island with the Valley Stream Red Riders and the Hempstead Monitors, earning \$25 a game.

In 1998, Sheppard was presented with the prestigious William J. Slocum "Long and Meritorious Service" Award by the New York chapter of the BBWAA as well as the "Pride of the Yankees" award by the ballclub.


On May 7, 2000, a plaque was dedicated to Sheppard in Monument Park of the original Yankee Stadium to commemorate his 50th anniversary season. Additionally, the Yankee Stadium media dining room was named "Sheppard's Place" prior to the 2009 season to commemorate his legacy.



The native New Yorker was elected to the St. John's University Sports Hall of Fame, the Long Island Sports Hall of Fame and the New York Sports Hall of Fame.

He was awarded honorary doctorates from St. John's University (Pedagogy) and Fordham University (Rhetoric), and in 2007, received St. John's' Medal of Honor, the highest award that the university can confer on a graduate.

Sheppard also made cameo appearances in numerous motion pictures and television shows, including *61**, *It's My Turn*, *It Could Happen to You*, *For Love of the Game*, *Anger Management*, *Seinfeld* and *Mad About You*.

Sheppard announced his final game at Yankee Stadium on September 5, 2007, a 3-2 Yankees victory over the Seattle Mariners.

On Sept. 21, 2008, Sheppard provided a valedictory in the bottom of the seventh inning of the final game at the original Yankee Stadium. Unable to say goodbye in person as he continued to recover from an illness that had kept him away from the Stadium since the final weeks of the 2007 season, Sheppard gave his tribute through a taped segment which played on the video board. He recited, "Farewell, old Yankee Stadium, farewell / What a wonderful story you can tell / DiMaggio, Mantle, Gehrig and Ruth / A baseball cathedral in truth." 



BOB SHEPPARD'S FIRST LINEUP CARD

April 17, 1951

Boston Red Sox

Dom DiMaggio, CF
Billy Goodman, RF
*Ted Williams, LF
Vern Stephens, 3B
Walt Dropo, 1B
*Bobby Doerr, 2B
*Lou Boudreau, SS
Buddy Rosar, C
Billy Wight, P

New York Yankees

Jackie Jensen, LF
*Phil Rizzuto, SS
*Mickey Mantle, RF
*Joe DiMaggio, CF
*Yogi Berra, C
*Johnny Mize, 1B
Billy Johnson, 3B
Jerry Coleman, AB
Vic Raschi, P

**Member of Baseball Hall of Fame*



Voices Before Sheppard

Not even Bob Sheppard himself could remember who preceded him as Yankee Stadium's public address announcer. Surprisingly, the history of Sheppard's predecessors at the microphone — or, earlier, the megaphone — spanned four decades and three ballparks before Sheppard's first game on April 17, 1951.

The lineage extends to Hilltop Park in 1910, when the Yankees were commonly called the "Highlanders." On June 11, *Sporting Life* noted a new method of announcing the starting batteries. Writer E.H. Simmons described an unnamed scorecard vendor with a "deep, carrying voice" shouting the names through a megaphone at the start of each game.

In 1913, the Yankees began playing their home games at the Polo Grounds, which was also home to the New York Giants. Jack Lenz and George Levy debuted as announcers for both teams two years later. When Yankee Stadium opened in 1923, Levy continued working with the Giants while Lenz carried his megaphone to the Bronx. "I grabbed the offer," Lenz recalled in 1935. "Who wouldn't, with the old Bambino holding forth at the Stadium?"

Lenz's game-day duties began with receiving the starting lineups from the managers of both teams 15 minutes before the first pitch. After delivering a copy of each lineup to the umpire, Lenz relayed the "necessary dope" to writers in the press box via telephone. He then raised his megaphone and announced the batting orders and batteries — first toward the bleachers, then to the upper tiers of the grandstand, and finally to the lower stands. During games, Lenz occupied Field Box 133 adjacent to the Yankees dugout. He broadcasted each batter's name only once, prior to the first plate appearance by each respective player. Lenz also announced lineup changes made throughout the game.

Lenz became a fixture at Yankee Stadium. Fans chuckled at his occasional malapropisms, such as advertising a doubleheader as "two games for the price of one omission." The *New York Evening Journal* praised Lenz as "the mild-mannered megaphone man" upon announcing his 2,000th game in 1933. Lenz set aside his megaphone to inaugurate Yankee Stadium's public address system during Game 3 of the 1936 World Series.

George Levy occasionally joined Lenz at the Stadium. In 1927, Lenz and Levy announced the Opening Day lineups to 72,000 fans as part of a "two-ply announcer system." Levy replaced Lenz as Yankee Stadium's official announcer by 1939 and was likely responsible for a famous gaffe made on May 31, 1946.

"Will the spectators in the front row boxes please remove their clothing..." Levy began, only to have the second half of the request ("from the front railing") obscured by the crowd's laughter.

Al Frazin served as Yankee Stadium's public address announcer from 1947 through 1950. Frazin, a longtime announcer at Madison Square Garden, handled P.A. duties in the 1930s for the pro football Brooklyn Dodgers, who were owned by future Yankees co-owner Dan Topping. Frazin served in the U.S. Army during World War II and was recalled into active military service in August 1950.

Research indicates that Yankees public relations director Arthur "Red" Patterson handled public address duties immediately prior to Bob Sheppard's debut in 1951. Patterson likely filled Al Frazin's vacated position through the 1950 World Series. [↗](#)



Jack Lenz

Current Yankees Public Address Announcer Paul Olden

On April 15, 2009, the Yankees announced that Paul Olden would assume full-time duties as Yankee Stadium public address announcer, replacing the iconic Bob Sheppard. Olden, a 12-time Super Bowl public address announcer (1994-2005), first manned the Yankees booth during the team's workout day on April 2. He also worked the team's first-ever Stadium exhibition games vs. Chicago-NL on April 3-4.

Sheppard, the Yankees PA announcer since 1951, had been suffering from a bronchial infection and was last able to perform his role on September 5, 2007. His longtime backup, Jim Hall, handled PA responsibilities in 2008.

Olden had a long broadcasting career prior to taking the Yankees PA position, including three seasons in the Yankees television broadcast booth from 1994-96 alongside Phil Rizzuto and Bobby Murcer. He also called games on the radio for the Tampa Bay Devil Rays (1998-2004), California Angels (1991), and Cleveland Indians (1988-89), as well as for the NFL's New York Jets (1993-96) and Los Angeles Rams (1991-92).

Previously, Olden did fill-in radio work with the NBA's New Jersey Nets (1995-96) and MLB's Angels (1989-90, '92). He was also a full-time radio broadcaster for UCLA's basketball and football teams (1989-1992) and worked for The Football Network (2003), FOX SportsNet LA (1997) and ESPN (1991-92), calling Major League Baseball and college football.

Olden's other prior PA work included the NCAA's Outback Bowl from 2002-05 and USC Trojans baseball from 1972-76. He also did on-air radio work for KPMC and KNX in Los Angeles.

Born in Chicago and raised in L.A., Olden attended Los Angeles City College and Los Angeles Valley College (2006-08). He was presented with a New York Emmy Award for best local sports coverage in 1994 for his work on Yankees telecasts. [↗](#)



The 1927 Yankees - "Murderers' Row"

Many baseball writers and historians consider the 1927 Yankees the greatest baseball team of all time. With a lineup known as Murderers' Row, the Yankees marched to a 110-44 regular season record, leading the AL from wire-to-wire and finishing ahead of the second-place Philadelphia A's by 19.0 games. The club featured seven Hall of Famers in uniform (outfielders Babe Ruth and Earle Combs, first baseman Lou Gehrig, second baseman Tony Lazzeri, pitchers Waite Hoyt and Herb Pennock, and manager Miller Huggins). Additionally, the team was constructed by an eighth Hall-of-Famer (general manager Ed Barrow) and owned by a ninth (Jacob Ruppert).

Ruth had his signature season, hitting 60 home runs, including 17 in September. With his final blast of the year off the Washington Senators' Tom Zachary, he surpassed his own single-season record of 59 set in 1921. Ruth also led the Majors in on-base pct. (.486), slugging pct. (.772), runs (158), walks (137) and strikeouts (89).

Hitting behind Ruth in the clean-up spot, Gehrig won the AL MVP Award, batting .373 with 173 RBI, 117 extra-base hits and 447 total bases. While this marked Gehrig's breakout season, his winning the award had a lot to do with the rules of the time, which prohibited a repeat winner (Ruth had won in 1923). Nevertheless Gehrig's totals for extra-base hits, total bases and RBI are the second-highest, third-highest and tied for the fourth-highest, respectively, in a single season in Baseball history.

As a club, the Yankees led the Majors in almost every offensive category, including runs (975), triples

(103), home runs (158), walks (642), batting avg. (.307), on-base pct. (.384) and slugging pct. (.488). Ruth and Gehrig alone tallied 107 combined homers, just two shy of the New York Giants, who had the second-most as a team in the Majors.

For all the attention that the hitters received, the pitchers were every bit as good. They led the Majors with a 3.20 combined ERA and allowed the third-fewest walks (409) and homers (42) among the Majors' 16 teams. They tossed 82 complete games (second in the AL) and led their league with 11 shutouts.

The group was paced by Hoyt, who had the best overall season of his career, going 22-7 with a 2.64 ERA and tying for the AL lead in wins. Urban Shocker, a four-time former 20-game winner with the St. Louis Browns, went 18-6 with a 2.84 ERA, while dealing with a mitral valve disorder that forced him to sleep sitting up and contributed to his death the following year.

The biggest surprise on the staff was Wilcy Moore—a player recommended to Barrow in 1926 by "bird dog" scout Jack Walsh (popular legend holds that Barrow discovered Moore while reading minor league statistics in *The Sporting News*). Moore became a spot starter as well as the Yankees' principal all-purpose relief pitcher, tossing 213.0 innings (93.0 as a starter, 120.0 as a reliever), going 19-7 with a Major League-leading 2.28 ERA.

The Yankees capped off their season with a four-game World Series sweep of Pittsburgh, outscoring the Pirates 23-10. Ruth hit the only two homers of the Series and Moore tossed a complete game in the clincher. **Y**




Even though most people use the term "Murderers' Row" to refer to the 1927 Yankees (pictured above), the nickname was first applied to the club by pundits in 1918.



Lineup	(Typical Batting Order)	BA	G	AB	R	H	2B	3B	HR	RBI	BB
CF	Earle Combs (L)	.356	152	649	137	231	36	23	6	65	63
SS	Mark Koenig (S)	.285	123	526	98	150	20	11	3	60	25
RF/LF	Babe Ruth (L)	.356	151	540	158	192	29	8	60	165	137
1B	Lou Gehrig (L)	.373	155	584	149	218	52	18	47	173	109
LF/RF	Bob Meusel	.337	135	516	75	174	47	9	8	103	43
2B	Tony Lazzeri	.309	153	570	92	176	29	8	18	103	69
3B	Joe Dugan	.269	112	387	44	104	24	3	2	43	27
C	Pat Collins	.275	92	251	38	69	9	3	7	35	54
Reserves		BA	G	AB	R	H	2B	3B	HR	RBI	BB
2B	Ray Morehart (L)	.258	73	194	45	50	7	2	1	20	29
C	Johnny Grabowski	.277	70	195	29	54	2	4	0	25	20
OF	Cedric Durst (L)	.248	65	129	18	32	4	3	0	25	6
SS-3B	Mike Gazella	.278	54	115	17	32	8	4	0	9	23
OF	Ben Paschal	.317	50	82	16	26	9	2	2	16	4
3B	Julie Wera	.238	38	42	7	10	3	0	1	8	1
C	Benny Bengough	.247	31	85	6	21	3	3	0	10	4
Team Totals		.307	155	5354	975	1644	291	103	158	907	642

Pitchers		W-L	ERA	G	GS	CG	IP	H	R	ER	BB	SO
SP	Waite Hoyt	22-7	2.64	36	32	23	256.0	242	90	75	54	86
SP	Herb Pennock (L)	19-8	3.00	34	26	18	210.0	222	89	70	49	51
SP	Urban Shocker	18-6	2.84	31	27	13	200.0	207	86	63	38	35
SP	Dutch Ruether (L)	13-6	3.38	27	26	12	184.0	202	86	69	52	45
SP	George Pipgras	10-3	4.12	29	21	9	166.0	148	81	76	77	80
SP/RP	Wilcy Moore	19-7	2.28	50	12	6	213.0	185	68	54	61	75
SP/RP	Myles Thomas	7-4	4.85	21	9	1	89.0	109	54	48	43	25
RP	Bob Shawkey	2-3	2.86	19	2	0	44.0	44	19	14	16	23
RP	Joe Giard (L)	0-0	8.00	16	0	0	27.0	38	25	24	19	10
RP	Walter Beall	0-0	9.00	1	0	0	1.0	1	1	1	0	0
Team Totals		110-44	3.20	155	155	82	1390.0	1398	599	494	409	431



The 1939 Yankees - "Culmination of a Dynasty"

In a year that the American and National Leagues celebrated the 100th anniversary of the mythologized creation of baseball, the 1939 Yankees overwhelmed opponents with flawless execution and a balanced attack of pitching, defense and clutch hitting. The club tallied 106 regular season victories before taking four straight from Cincinnati to win the last of four consecutive World Series championships.

Discipline and intensity formed the bedrock of the club's success. Talented young stars—harvested from baseball's most fertile farm system—adopted their veteran teammates' no-nonsense attitude. Manager Joe McCarthy even banned card playing, smoking and radio playing from the team's clubhouse.

The season began with concern over Lou Gehrig's declining on-field performance. His severely diminished skills mystified teammates and sportswriters. The ailing first baseman batted just .143 through the first eight regular season games before benching himself on May 2 to end his streak of 2,130 consecutive games played.

Babe Dahlgren assumed first base duties, and the Yankees hit their stride in May. The team soon made a mockery of the American League pennant race, winning 28-of-32 games through June 4, including a 12-game winning streak. On June 26, the Yankees played the first night game in franchise history at Philadelphia's Shibe Park. Two days later they launched 13 home runs in a doubleheader sweep of the A's (by scores of 23-2 and 10-0).

"It hardly seems necessary to say that the Yankees appear headed for their fourth straight pennant," wrote Richards Vidmer in the *Herald Tribune*. "They have everything that a championship club needs, from pitching to power, defensive skill, leadership and a fine balance of youth and experience."

Indeed, the team's success stemmed from this potent blend. The Yankees scored 967 runs and surrendered 556. The 411 run differential remains a modern era (since 1900) record.

On July 4, a reported 61,808 spectators packed Yankee Stadium for ceremonies honoring Lou Gehrig. The team captain had been diagnosed with Amyotrophic Lateral Sclerosis (ALS), a terminal illness now commonly called "Lou Gehrig's Disease." The honoree stood silently, with head bowed, through speeches and gift presentations. When he finally addressed the crowd, Gehrig uttered one of the most famous declarations ever made on a baseball field, calling himself "the luckiest man on the face of the Earth." He concluded by offering that "I might have been given a bad break, but I've got an awful lot to live for."

Just one week later, Yankee Stadium hosted the seventh annual All-Star Game on July 11. McCarthy managed an AL starting lineup that included six Yankees—Red Ruffing (P),

Bill Dickey (C), Joe Gordon (2B), Red Rolfe (3B), George Selkirk (LF) and Joe DiMaggio (CF). Gehrig served as honorary captain in the AL's 3-1 victory.

Standout performances powered McCarthy's winning machine in 1939. Dickey (.302, 24HR, 105RBI) had a .403 on-base percentage, and Rolfe (.329, 14HR, 80RBI) paced the AL in runs scored (139), hits (213), and doubles (46), while fielding every inning of every game at third base. Gordon (.284, 28HR, 111RBI) was an All-Star in his second big league season, and rookie outfielder Charlie Keller (.334, 11HR, 83RBI) posted what would be his highest career single-season average. Selkirk (.306, 21HR, 101RBI) scored 103 runs in just 128 games.

Red Ruffing led the staff with a 21-7 mark and posted a 2.93 ERA despite an ailing arm. Six other pitchers each won between 10 and 13 games on an evenly-worked staff that led the AL with a 3.31 ERA and had only two pitchers start more than 20 games or toss more than 154 innings (Ruffing-28GS/233.1IP and Lefty Gomez-26GS/198.0IP).



Lou Gehrig holds court in the Yankees home dugout on June 21, 1939, approximately one month after his final game. [From L to R]: Gehrig, second baseman Joe Gordon, pitcher Lefty Gomez, catcher Bill Dickey and coach Johnny Schulte.

Of all the 1939 Yankees, Joe DiMaggio's star shone the brightest. Despite a torn leg muscle early in the season, the graceful center fielder batted an AL-best .381 (176-for-462) with 30 home runs and 126 RBI in 120 games, earning his "Yankee Clipper" nickname from radio broadcaster Arch McDonald along the way. With 53 RBI in August, he is one of just two players in MLB history to reach the total in any single calendar month (also the Cubs' Hack Wilson, Aug. 1930). Though DiMaggio's batting average hovered above the .400 mark into early September, a late-season eye infection triggered a

September dip. Nonetheless, he went on to earn the first of three career AL MVP Awards (also 1941 and '47).

The Yankees clinched the AL pennant on Sept. 16 and completed the regular season with a 106-45 record. In the World Series, they dispensed with the Reds in Games 1 and 2 at Yankee Stadium in contests timed at 93 and 87 minutes, respectively. On the road at Crosley Field in Game 3, the Bronx Bombers launched four homers, and in Game 4, the Yankees won on "Lombardi's Snooze," with Charlie Keller crashing into Reds catcher Ernie Lombardi and rendering him temporarily immobile. This allowed three runs to cross the plate in the 10th inning in a 7-4 win, giving the Yankees their eighth Series title.

"One can write of these powerful, amazing Yankees only in superlatives," penned veteran sportswriter Fred Lieb at the end of the season. "They have accomplished feats which only a year ago would have been considered unbelievable. ... They have come closer to perfection than any other club in the first 100 years of baseball. Perhaps in another 100 years the feats of this team will have become legendary. Fans still unborn, thumbing through the records of this decade, will ask: 'Could a team have been that good?'"



Top Row: Bill Dickey, Red Ruffing, Joe DiMaggio, Oral Hildebrand, Steve Sundra, Paul Schreiber, Johnny Murphy, Lefty Gomez, Atley Donald, Tommy Henrich, Art Jorgens. **Middle Row:** Joe Gordon, Bump Hadley, Monte Pearson, Marius Russo, Lou Gehrig (Capt.), George Selkirk, Bill Knickerbocker, Erie "Doc" Painter (Trainer). **Front Row:** Buddy Rosar, Charlie Keller, Spud Chandler, Jake Powell, Art Fletcher (Coach), Joe McCarthy (Mgr.), Earle Combs (Coach), Johnny Schulte (Coach), Red Rolfe, Babe Dahlgren, Frank Crosetti. **Seated on Ground:** Tim Sullivan (batboy).



The 1961 Yankees and Roger Maris' 61-Home Run Season

The 1961 Yankees are considered to be among the greatest teams of all time. Led by Roger Maris, who broke Babe Ruth's all-time single-season home run mark, the club powered their way to the 19th World Series championship in franchise history.

The Yankees finished the regular season with a 109-53 (.673) record, eight games ahead of the 101-61 (.623) Detroit Tigers. The clubs were just 1.5 games apart in the standings heading into the final full month of the season before the Yankees reeled off a 13-game winning streak from Sept. 1-12 to vault an insurmountable 11.5 games in front. Their massive win total was fueled by a 65-16 mark at Yankee Stadium, the best single-season home record in Major League history.

The Yankees had sluggers up and down the lineup, including Moose Skowron (28 HR), Yogi Berra (22 HR), Elston Howard (21 HR) and "Super-sub" Johnny Blanchard, who hit 21 homers in just 243 at-bats. Of the 240 home runs the Yankees hit, 10 were pinch-hit homers, setting a still-standing single-season franchise mark.

The pitching staff was paced by Whitey Ford, who had a career year, going 25-4 with a 3.21 ERA. Under first-year manager Ralph Houk, Ford took the ball every fourth day for the first time in his career and set career highs in wins, winning percentage (.862), starts (39) and innings pitched (283.0), earning the Cy Young Award as the best pitcher in both leagues. Bill Stafford (14-9, 2.68 ERA), Ralph Terry (16-3, 3.15 ERA) and Rollie Sheldon (11-5, 3.60 ERA) were the Yankees' other top starters, and Luis Arroyo picked up 15 wins in relief, the highest total by a reliever in franchise history.

In the World Series, the Yankees triumphed over Cincinnati, 4-games-to-1, as Ford tossed 14.0 combined scoreless innings, earning wins in Game 1 and 4. With the Series knotted at one game apiece, Game 3 proved pivotal. Down, 2-1, heading into the eighth, Blanchard tied the game with a solo homer before Maris hit a game-winning solo shot in the ninth. The Yankees then outscored the Reds 20-5 over the final two contests to win the first of two consecutive World Series titles.

Much of the season's drama centered on the chase by the M&M Boys — Roger Maris and Mickey Mantle — to break Ruth's seemingly untouchable single-season record

of 60 home runs, which he set with the 1927 Yankees. Maris, the American League MVP in 1960 and 1961, was joined in his pursuit by Mantle, who topped out at 54 home runs after sitting out seven of the club's final 10 games with an abscess in his right hip.


Maris tied Ruth's mark on Sept. 26 at Yankee Stadium with a home run off Baltimore's Jack Fisher in the team's 159th game of the season. Needing one homer to break the record with four games to go (the Yankees had played a tie earlier in the year), Maris was given a full game off prior to going homerless in the first two games of a three-game series against Boston at Yankee Stadium.

In the season's final game on Oct. 1, Maris connected in the fourth inning off Tracy Stallard, hitting a line-drive into the right-field stands for his 61st home run, which turned out to be the only run in a 1-0 Yankees victory. The quiet and humble Maris had to be pushed back onto the field by his teammates for his curtain call.

The chase was not without controversy as writers and fans loyal to Ruth clamored that the record should receive a special notation given that the American League was playing a 162-game schedule in 1961 due to the addition of two expansion teams. With the exceptions of 1901-03 and 1918-19, the AL had always played a 154-game format.

Ford Frick, a former sportswriter and New York City sportscaster who had previously ghostwritten Ruth's 1928 autobiography *Babe Ruth's Own Book of Baseball*, was the commissioner of

baseball at the time. In the middle of the season, he issued the directive that baseball's official record book, *The Little Red Book of Major League Baseball*, compiled by the *Elias Sports Bureau*, should show two records — one for a 154-game schedule and another for a 162-game schedule. Contrary to popular lore, an asterisk was never used for the notation, and separate designations remained in the official record book until 1991, when Major League Baseball finally rescinded the distinction.

Maris' 61 in 1961 remained the highest single-season home run total in American League history until Aaron Judge broke the record with 62 in 2022. It stands as the eighth-highest single-season total all time, behind those of Barry Bonds (73), Mark McGwire (70, 65), Sammy Sosa (66, 64 and 63) and Judge (62). 



Roger Maris hits his 61st home run of the season on Oct. 1, 1961 at Yankee Stadium.



Top Row: Bobby Richardson, Al Downing, Luis Arroyo, John Blanchard, Bill Stafford, Rollie Sheldon, Jim Coates, Spud Murray (Batting Practice Pitcher), Bud Daley, Bruce Henry (Traveling Secretary). **Middle Row:** Gus Mauch (Trainer), Billy Gardner, Bob Hale, Joe DeMaestri, Tony Kubek, Tex Clevenger, Ralph Terry, Hector Lopez, Bob Cerv, Elston Howard, Roger Maris, Bob Turley, Joe Soares (Trainer). **Front Row:** Whitey Ford, Bill Skowron, Hal Reniff, Jim Hegon, Frank Crosetti, Ralph Houk, John Sain, Wally Moses, Earl Torgeson, Clete Boyer, Yogi Berra, Mickey Mantle. **Seated on Ground:** Batboys Frank Prudenti, Fred Bengis.

The 1998 Yankees - "Most Wins in a Single Season"

The 1998 Yankees were one of the most dominant teams in Major League baseball history. Despite starting the season with a three-game losing streak and dropping four of their first five, they proceeded to go 64-16 dating from their sixth game of the year, marking the best single-season 80-game run in franchise history.

Ultimately, the Yankees finished the regular season 114-48 (.704) and won the AL East by 22.0 games, tied for the third-largest margin of any league or division winner in MLB history (Los Angeles-NL, 2022, +22.0; Cleveland, 1995, +30.0; Pittsburgh, 1902, +27.5). Their regular season winning percentage trailed only the 1927 Murderers' Row team (.714) for the best in franchise history, and their 125-50 overall record, including the postseason, marks the most single-season wins by any team all time.

The 1998 club excelled at every facet of the game, leading the American League in runs scored (965), runs per game (5.96), on-base percentage (.364), fewest runs per game allowed (4.05) and ERA (3.82). They ranked second in stolen bases (153) and tallied the league's third-fewest errors (98). Five members of the club (Scott Brosius, Derek Jeter, Paul O'Neill, David Wells and Bernie Williams) were named to the AL All-Star team.

The club fielded a remarkably balanced lineup as



Bernie Williams led the AL with a .339 batting average in 1998.

10 different batters hit at least 10 home runs, with no player hitting more than 28. Additionally, the 1998 club became the first team all time to have eight players hit at least 17 home runs in a single season.

Second baseman Chuck Knoblauch was the team's leadoff hitter (.265 BA, 117R, 17HR, 64RBI), after being acquired from Minnesota for four players just before the start of spring training. He was followed in the second spot by Jeter, who batted .324 (203-for-626) in posting the first of his eight career 200-hit seasons. The future captain led the AL with 127 runs scored while making his first All-Star team.

O'Neill, Williams and Tino Martinez were the Yankees principal 3-4-5 hitters, though Martinez batted cleanup for stretches, including when Williams was on the disabled list with a sprained right knee from June 11 - July 18. O'Neill, in his sixth year with the club after parts of eight seasons with Cincinnati, batted .317 (191-for-602) with 40 doubles, 24HR and 116RBI, setting career highs in hits and runs scored (95). Williams won his only career batting title, posting a .339 (169-for-499) mark with 26HR, 97RBI and a .422 on-base percentage. He also won a Gold Glove for his play in centerfield.

Martinez led the club with 123RBI and solidified the defense at first base. On the opposite corner, Scott Brosius had a career year, batting .300 (159-for-530) with 19HR and 98RBI, making his only All-Star team. The catching duties were split between Jorge Posada (.268 BA, 17HR and 63RBI in 111 games) in his first year as the first-string backstop and Joe Girardi (.276 BA in 78 games).

One of the hallmarks of the club was its depth. Darryl Strawberry hit 24 home runs in just 295 at-bats and Tim

Raines put up a .395 on-base percentage in 109 games. Rookie Shane Spencer lit up the Bronx with 10 homers in 67 at-bats, including eight after being called up in September and seven in the Yankees' last 11 games of the season. The bench was so strong that over the course of the season, the substitutes (.370) had a better on-base percentage than the starters (.364).

The pitching staff was anchored by David Cone (20-7, 3.55 ERA in 31GS), who tied for the AL and Major League lead in wins. Lefthander David Wells (18-4, 3.49 ERA in 30GS) led the AL with five shutouts and a 1.05 WHIP. Along with tossing a perfect game on May 17 vs. Minnesota, Wells also had eight complete games during the season, a total that no Yankee has equaled since.


Orlando Hernandez added a boost to the rotation following his June call-up. Signed in March as a free agent from Cuba, "El Duque" went 12-4 with a 3.13 ERA in 21 starts. Andy Pettitte (16-11, 4.24 ERA) and Hideki Irabu (13-9, 4.06 ERA) rounded out the rotation, which often got bailed out by utility pitcher Ramiro Mendoza, who went 10-2 with a 3.25 ERA in 41 appearances, including 14 starts. Mike Stanton (4-1, 5.47 ERA in 67G), Jeff Nelson (5-3, 3.79 ERA in 45G) and left-handed specialist Graeme Lloyd (3-0, 1.67 ERA in 50G in his best career season) provided the bridge to Mariano Rivera (3-0, 1.91 ERA), who notched 36 saves and allowed just four of 24 inherited runners to score.

In the postseason, the Yankees swept Texas in three games in the ALDS, outscoring them 9-1 and outpitching them 23-13. The ALCS was trickier as Cleveland took a 2-games-to-1 series lead before the Yankees won in six games. David Wells earned MVP honors, winning both of his starts in Game 1 and Game 5.

The Yankees met San Diego in the World Series, and the turning point came early. Down 5-2 in the seventh inning of Game 1 at Yankee Stadium, Knoblauch tied the score with a three-run homer. Five batters later, Tino Martinez hit a two-out, full-count grand slam off Mark Langston into the upper deck in right field to cap a seven-run inning in a 9-6 Yankees win.


The Yankees never looked back. They won Game 2, 9-3, and they took Game 3 due to the heroics of World Series MVP Scott Brosius (.471 BA, 8-for-17, 2HR, 6RBI), who got the Yankees on the board in the seventh with a solo home run and then provided the margin of victory with a three-run homer in the eighth, propelling the Yankees to a 5-4 win.

Andy Pettitte held the Padres scoreless over 7.1 innings in Game 4, which was closed out by Mariano Rivera, who recorded his third save of the series and sixth of the postseason. Rivera tossed 13.1 scoreless innings in 10 appearances during the 1998 postseason, allowing just six hits.

The championship was the Yankees' second in three years (also 1996) and the first of three consecutive (1998-2000). It marked the highpoint of one of the greatest eras in club history, establishing the yardstick by which all of baseball's post-integration teams are measured. 



Tino Martinez celebrates his World Series Game 1 grand slam with Derek Jeter.



Golden Era

More than a half-century ago, George Steinbrenner restored the Yankees to greatness and changed the course of the entire sports world

By Alfred Santasiere III, Courtesy of *Yankees Magazine*

It all began on Delaware Street in Buffalo, New York.

Long before George Steinbrenner purchased the Yankees more than 50 years ago, before he made the transition from a shipbuilding executive to the most recognizable team owner in sports, to a visionary who charted the path to seven World Series championships and who literally revolutionized the landscape of the sports business, he was simply trying to get his foot in the door.

Beginning in the late 1950s, Steinbrenner, whose family and business were based in northern Ohio, found himself spending significant time in Buffalo. Steinbrenner's role in American Shipbuilding Company — which he merged with his family's Kinsman Marine Transit — brought him across Lake Erie to Western New York on a weekly basis.

Steinbrenner could at times be found enjoying live music at Royal Arms, a well-known establishment in Buffalo's downtown. It was there that Steinbrenner also forged a lifelong friendship with Max Margulis, who ran the place.

While his dedication to the shipbuilding business was never in question, Steinbrenner had other aspirations, and before he pursued the one goal that he was most passionate about, he partnered with Margulis in the purchase of a restaurant in Buffalo.


Along with Jimmy Naples, another Buffalo restaurateur, Steinbrenner and Margulis bought The Chateau, renamed it the Roundtable and continued its legacy as the place to be in Buffalo.

Yet still, the sports world beckoned. Already a part owner of the Cleveland Pipers of the American Basketball League, Steinbrenner had unsuccessfully tried to purchase the Cleveland Indians. Never one to give up, Steinbrenner remained dogged in his pursuit of a franchise.

"He was a visionary," said Yankees COO Lonny Trost, who served as outside counsel for the Yankees with the law firm of Shea and Gould and then Herrick, Feinstein for two decades before joining the front office in 1997. "But he also listened, could adapt and understand the extent of what someone might have mentioned to him and was able to run with it."

Margulis, who would later work for the Yankees prior to passing away in 2009, shared with Yankees senior vice president Tony Bruno the story of how the seeds of Steinbrenner's dream were planted.

"Mr. Steinbrenner found out that the New England Patriots were going to be sold in the early 1970s," Bruno recalled. "He knew that the Patriots' owner was going to be attending a sports writers' dinner in New York City, and he asked Max how he could get a ticket to the banquet, which was scheduled to take place



the following week. Max was so popular, particularly with sports people, that he was able to connect Mr. Steinbrenner with the head of the writers' association.

"Mr. Steinbrenner went to the dinner with the intent of trying to get an inroad into buying the New England Patriots," Bruno continued. "When he sat down at the table, the executive that he was trying to engage with from the Patriots just didn't want to have it. At one point that night, Mr. Steinbrenner turned to the person next to him and said, 'I came all this way, and I'm just trying to get a word in edgewise about buying his football team, and he won't pay me any attention.' That guy — who turned out to be Yankees president Michael Burke — said, 'I don't know why you want to buy a football team. Why don't you buy a baseball team? We're selling the New York Yankees.'"

During a long drive from Ocala, Florida, where the Boss was purchasing a few racehorses, to the team's corporate offices and spring training facility in Tampa, Steinbrenner expounded upon about those early days.

Steinbrenner was able to forge a meeting with CBS, the broadcasting company that owned the once-great team. Prior to 1965 — the first season under CBS' stewardship — the Yankees had won the American League pennant 22 times in 29 seasons. The team then finished at least 15 games out of first place in each of the next seven seasons. From a financial perspective, things were even worse: Fewer than 1 million fans attended Yankee Stadium in 1972, the lowest total since 1945. On top of all that, The House That Ruth Built was in need of major repairs. As a result, the team played its home games at Shea Stadium during the 1974 and 1975 seasons.

Despite the fact that other suitors were willing to put up more money, Steinbrenner still found a way to make a case for himself and the group of investors he was in the process of assembling. As he explained to Bruno, that was not an easy task.

"The way Mr. Steinbrenner told the story was that [legendary CBS chairman] William S. Paley never turned toward him while he was talking," Bruno said. "Paley just looked out the window the whole time with his back to the Boss. CBS wasn't confident that Mr. Steinbrenner had the money to purchase the Yankees, and they really pushed him on that. Somehow, without ever looking Paley in the eye, Mr. Steinbrenner convinced him that he did have the money."

On Jan. 3, 1973, the Yankees were sold to a group led by Steinbrenner for \$8.8 million, a deal that included two parking garages worth \$1.2 million that were later returned to CBS' portfolio. The dollar amount was especially remarkable considering that CBS had purchased 80 percent of the team for \$11.2 million in November 1964, making the Yankees only the second team since World War II to be sold at a loss.

Steinbrenner, who personally put up \$168,000, vowed to do what many thought was impossible: turn the perennial fourth-place Yankees into world champions within a few short years.

"George had pride in the team and in being an owner," said Trost. "Right from the beginning, he wanted to win for the city, for the fans. He was conscious of what the Yankees meant to New York City; that was the utmost thing on his mind."

With the Yankees set to move into Shea Stadium temporarily, Steinbrenner held his first staff meeting in the team's makeshift offices at the New York City Parks Administration building, located in the shadows of their temporary home. The Yankees' current director of office administration, Debbie Nicolosi, was part of the front-office staff that first met Steinbrenner that spring.

"There were about 30 people who worked in the entire organization," Nicolosi said. "He walked into a conference room and introduced himself. He sat on a desk and went around the room and asked everyone their names and what they did in the organization. He explained who he was, and then he said that he valued everyone as employees, but he told us that his money was going to the players on the field. We all kind of looked at each other and laughed."

Steinbrenner would encounter a major setback prior to making good on his promise to return the Yankees to what they once were. In November 1974, Commissioner Bowie Kuhn suspended the Boss from running the team for two years — a term later reduced to 15 months — after he pleaded guilty to conspiring to make illegal corporate contributions to President Richard Nixon's re-election campaign along with related misdemeanors. Steinbrenner would later be pardoned by President Ronald Reagan in 1989.

Before his suspension had begun, Steinbrenner had already started the process of rebuilding the team with trades for All-Stars and future postseason heroes Lou Piniella and Chris Chambliss. Soon after that, the Yankees completed deals for shortstop Bucky Dent and second baseman Willie Randolph.

The advent of free agency in baseball allowed Steinbrenner to prove that his commitment to restoring the franchise was genuine. The Yankees added Cy Young Award winner Catfish Hunter prior to the 1975 season, traded for a few more impactful players over the next year and brought in former second baseman Billy Martin to manage the team.

The Yankees' 1976 season began at a refurbished Yankee Stadium. Before that campaign was all said and done, more than 2 million fans had come through the



When Steinbrenner [R] (pictured with Yankees president Michael Burke) led the purchase of the Yankees from CBS in 1973, it marked a turning point in franchise history.

turnstiles and the team had won the American League Championship Series, defeating the Kansas City Royals on a thrilling walk-off home run by Chambliss. Although the Cincinnati Reds swept the Yankees in the '76 World Series, the Bronx Bombers were on the precipice of putting it all together.

"When you think about how bad they were for so long, it was amazing to get where we were that quickly," Nicolosi said.

In his biggest splash of the decade, Steinbrenner signed free agent Reggie Jackson in November 1976, and the All-Star slugger rewarded him for making a \$2.96 million blockbuster commitment. Jackson hit 32 home runs in his first regular season with the team and three more in Game 6 of the World Series against the Los Angeles Dodgers. That night represented much more in the Bronx: The Yankees had clinched their first championship in more than a decade, and Steinbrenner had officially kept his promise.

Hal Steinbrenner, the organization's managing general partner since November 2008 and the youngest of George and Joan Steinbrenner's four children, was 7 years old when the team first won it all under his father's leadership. When reflecting on what his father accomplished, the younger Steinbrenner pointed to the characteristic that set the Boss apart from his competitors.



In 1977, the Yankees received a ticker-tape parade up the Canyon of Heroes after their 4-games-to-2 victory over the Dodgers.



George Steinbrenner [second from R] and son Hal [far R] celebrated the 1977 World Series championship alongside Yankees GM Gabe Paul [L] and manager Billy Martin.

"Nobody worked harder than my dad," Steinbrenner said. "The team was not doing well when he took over, but he was determined to turn it around. He added a number of significant pieces and was going to do everything he could to make the Yankees the best team in baseball. Within a few short years, it happened. He wasn't afraid to use the resources he had to win a championship. As a leader — he was previously a football coach at Northwestern University — he knew who could lead. Hiring Billy Martin — who had pluses and minuses like all of us, but who could get players going — was a brilliant decision. My dad hired the right people in the front office and in the clubhouse, along with bringing in so much talent."

Among the memories that Hal Steinbrenner holds close to his heart are the moments he spent with his father after all of that hard work had come to fruition.

"I was there in the clubhouse after the final out in 1977," he said. "There's a great photo of me, my dad and Billy. There wasn't a lot of emotion with my dad, but he's smiling in that picture. He did a lot of things, but he didn't often smile as a result of watching a baseball game. That picture says it all; it looks like a smile of relief, pride and excitement — all good things."

George Steinbrenner didn't rest on his laurels following his first championship, bringing in free-agent closer Goose Gossage even though the team already had the 1977 AL Cy Young Award winner, Sparky Lyle, in its bullpen.

The Yankees struggled for the first half of the 1978 season, and Steinbrenner fired Martin for the first of five times. Bob Lemon was promoted to the managerial position, and with Yogi Berra also on the bench, the team came back from a 14-game deficit in July to tie the Boston Red Sox at the conclusion of the regular season. In a tiebreaker game at Fenway Park to determine the AL East champion, Dent hit a historic seventh-inning home run, clearing the 37-foot Green Monster and giving the Yankees a lead they would not relinquish that sunny afternoon.

Dent, the eventual World Series MVP, powered the Yankees past the Dodgers in the 1978 Fall Classic, bringing back-to-back championships to the Bronx.

After enduring heartbreak in 1979, when the team's catcher and inspirational leader, Thurman Munson,

died in a plane crash, the Yankees returned to the World Series in 1981, this time falling to the Dodgers in six games.

The rest of the decade could best be described as a rollercoaster for Steinbrenner and the Yankees. The Boss' commitment to winning remained firmly intact, evidenced by the acquisitions of superstars Dave Winfield in December 1980 and Rickey Henderson in December 1984. Of even greater significance, Don Mattingly, who was taken in the 19th round of the 1979 draft, emerged as one of baseball's best all-around players, winning the AL batting title in 1984 and league MVP honors in '85.

But championships didn't follow the stars to the Bronx in the '80s. With each passing season, Steinbrenner's patience grew thinner. He hired and fired managers — most notably Martin and Berra — and general managers between 1982 and 1990, and the narrative generally cast him as being impulsive and overly demanding. But to those who worked closely with him, the reality was much more positive than the perception.

"He was always good to me," Nicolosi said. "He was a strong presence, but he was a very compassionate man. If you were loyal to him, he was loyal to you. As rough as he was when he took over the club, he was a gentle giant. He was rough around the edges, but his bark was sometimes bigger than his bite."

According to senior vice president of marketing Debbie Tymon, who began her tenure with the Yankees in 1985, front-office members who worked closely with the Boss were expected to honor and uphold the team's rich tradition.

"In every meeting, working on every project, discussing every event and anything that was going to happen in Yankee Stadium, there was a clear understanding that you had to know the history of the franchise leading up to that moment," Tymon said. "The focus on attention to detail, understanding every aspect of the history of what you were working on, the player history, the Stadium history, that was all important to him."

Despite not getting back to the World Series during the '80s, Steinbrenner was still able to grow the Yankees' brand, both in the United States and around the world.



George Steinbrenner [C] talks strategy with Lou Piniella [L] and Gene "Stick" Michael on the field at Yankee Stadium in this photo from the mid-1980s.



At the City Hall ceremony to commemorate the Yankees' 1999 World Series title, George Steinbrenner [R] shared a moment with manager Joe Torre [L] and future captain Derek Jeter.

"In terms of the Yankees as a global brand, he had a vision for that growth process before anyone else did," Tymon said. "He always wanted to have at least five cap days before the All-Star break. He wanted as many caps given out to the fans as possible, because he considered the Yankee cap to be a moving billboard. To him, it was more valuable to see Yankees caps, not just in the ballpark, not just in New York City, but around the country and the world."

Steinbrenner's vision for his beloved brand wasn't limited to in-stadium promotions. In 1988, he spearheaded a 12-year TV deal with MSG network for \$500 million, which, at the time, was unheard of. During the same time frame, long before any other team owner had created a regional sports network with dedicated coverage of their team, Steinbrenner was contemplating that concept.

"I remember being with him in a meeting at the Carlyle Hotel, where he was trying to convince some luminaries, including Bill Shea and Jack Kent Cooke, of the importance of a regional sports network," Trost said. "It wasn't the right time yet; the rules of cable and the lack of inventory from a prospective partner made it impossible, but George was the impetus to getting the ball rolling."

Regardless of whether the team was winning or struggling on the field, Steinbrenner never fell short in his efforts to help others. Based on that was instilled in him at a young age, much of what he did was never known about.

"My father was, without a doubt, one of the most generous people I have ever met," said general partner Jennifer Steinbrenner Swindal, who serves as the president of the New York Yankees Foundations in New York and Tampa. "That was not always known by everyone. The part that I loved the most was his saying, 'If more than two people know that you have given, than you have done it for the wrong reason.' That stuck with me forever. There were so many wonderful gestures that he did for people, which we didn't even know about until after his death. I saw the things that were publicized, but it was so much more than that, things like paying for people's education and houses. It went on and on, and by watching it growing up, he set the example of giving back."

"That was his dad's philosophy," Hal Steinbrenner said. "If more than two people know about it, it's not charity. That's the way my dad lived his life. If you're out there advertising everything you do for charity, you're not doing it for the right reason."

Yankees senior vice president of corporate/community relations Brian Smith began working for the Yankees in 1993. During the first half of his tenure, Smith worked closely with the Boss and quickly learned just how much the local communities meant to Steinbrenner.

"He was someone who had a sincere commitment, not only to generate and provide the resources to establish a great product on the field but to be a productive neighbor in the community that his organization existed in," Smith said. "He showed that on an ongoing basis. It wasn't about the story; it was about making a difference and moving the needle."

What still stands out to Smith are discussions he had with the Boss about putting things into motion.

"I can't tell you many conversations, during work hours, late at night or early in the morning, that we had about our neighbors in the surrounding community," Smith said. "From disaster relief to fires in the Bronx, Mr. Steinbrenner was committed to being there when individuals were in need. That meant being there for those families, supporting them, providing them with the resources they needed and helping them navigate through trying times. It meant covering funeral expenses and helping people rebuild their lives."



Commanding a level of fame that transcended into popular culture, George Steinbrenner hosted *Saturday Night Live* on Oct. 20, 1990.

Case in point: When a local high school football team lost all of its equipment, the Boss quietly went out of his way to save the season.

"I will always remember when St. Michael's, a school right here in the Bronx, had a fire on their bus, and everything was lost," Smith said. "Mr. Steinbrenner wanted to help them, and we came up with a plan, not only to replace their equipment but also to make sure that the transportation they had to and from games was at the same level as our ballplayers."

The darkest time in the Boss' era came just before the dawn of one of the greatest periods in team history. Following a fifth-place finish in 1989, Steinbrenner was barred from running the team, this time for his actions involving Winfield that undermined the integrity of his position. The penalty, which was handed down by then-commissioner Fay Vincent, only allowed Steinbrenner to remain as a limited partner until he returned to the front office on March 1, 1993.

Not long after Steinbrenner's suspension began, Gene Michael, a former player, coach and manager, was named the team's general manager. Michael brought a revamped culture to the organization, along with cornerstone players such as Bernie Williams, Derek Jeter, Mariano Rivera, Andy Pettitte, Jorge Posada, Paul O'Neill and Jimmy Key. Michael also tabbed Buck Showalter, then the team's third base coach, to lead the big club.

Things finally began to turn around in the Bronx, and by the time Steinbrenner returned, it seemed as if the team had a realistic chance to get back to the World Series. Although Jeter, Rivera, Pettitte and Posada had yet to reach the majors, Steinbrenner quickly took notice of what he had in the pipeline.

"I first met Mr. Steinbrenner when I was 18," Jeter said. "He used to show up and watch Rookie ball games. I remember him coming out in his turtleneck when it was about 100 degrees down there in Tampa. He was aware that I was the first-round pick, so he came over to introduce himself. I'm not sure that he said, 'Hello, I'm Mr. Steinbrenner,' but he introduced himself in his own way."

Showalter led the Yankees to a second-place finish in 1993. A year later, the Bronx Bombers were in first place with a 70-43 record when a labor strike prematurely ended the 1994 season that August, thus negating any chance the Yankees had of returning to the World Series.

In Mattingly's final season of 1995, the team captured the first ever AL Wild Card and took a 2-games-to-1 lead over Seattle in the best-of-five AL Division Series. Much to the dismay of Steinbrenner, the Mariners stormed back, winning the final three games in the Kingdome.

Brian Cashman, currently in his 26th season as the team's general manager — marking the longest tenure in the game and in team history for his position — was then the Yankees' assistant GM. It is Cashman's belief that the public reaction to personnel changes that Steinbrenner made ultimately bolstered the stability and success that the organization had in subsequent years.

"When George came back in 1993, we were building something with Gene Michael and Buck Showalter," Cashman said. "He was thirsty and hungry when he came back, but the strike took us down in 1994, especially considering that we had the best record in the American League. Getting swept in Seattle after taking a two-game lead in 1995 really impacted George. He was furious, embarrassed and angry, all part of his character. The general manager was out; the manager was not retained."

"The backlash that he got from that experience was so much stronger than anything he had dealt with in the past, and I think that made a major impact on him."

With Joe Torre in the dugout and Bob Watson now the general manager, the Yankees made it back to the World Series in 1996 for the first time in 15 years. With his team down 2-games-to-none against the Braves, Torre famously told Steinbrenner that the Yankees would win three straight in Atlanta and clinch the title in the Bronx.

That's exactly what they did.

Then, in 1998, the Yankees won more games than any team in history, amassing a 125-50 overall record including a World Series sweep of San Diego. That would be the first of three consecutive championships and four out of five for a team built on homegrown talent.

"Once we became so good at delivering, George had more patience and trust in the operation," said Cashman, who took over for Watson prior to the 1998 season.

"As we came up through the minors, Mr. Steinbrenner spent money to keep us there," Jeter said. "We always knew that if we wanted to stay, we needed to win. The Boss was a big part of that; you need to have buy-in from your ownership and a commitment to giving the organization a chance to win every year. He did that."

By the end of the century, Steinbrenner's popularity was at an all-time high, and his fame had transcended baseball. He hosted *Saturday Night Live* in 1990, and he was portrayed in the iconic TV comedy *Seinfeld* as an exaggerated and hilarious version of himself.

Having recently signed a \$100 million sponsorship deal with Adidas, and with exponential growth of the Yankees brand and business on his mind, Steinbrenner hired Randy Levine in 2000. Before he was named president of the Yankees, Levine served as New York City's deputy mayor for economic development, planning and administration. He also served as the city's labor commissioner.



On Aug. 16, 2006, the Yankees held the ceremonial groundbreaking for the current Yankee Stadium.

"George came to me and said, 'I have a great baseball team, but I need to build a sports and entertainment company,'" Levine said. "He knew what he didn't know, but he asked me to work with him to do it. We had great people in place — Hal Steinbrenner, Lonn Trost, Steve Swindal, Andy Rey, Mark Tate, Norman Stallings and Tony Bruno — and we all did it."

The first major accomplishment was the establishment of the YES Network, the most-watched regional sports network in the United States. Launched in 2002, the YES Network, which reportedly generated more \$600 million in revenue last year, has become the gold standard for regional sports networks.

"It was a tough battle," said Levine, a principal founder of YES. "But it was visionary."

After decades of hard work leading to a deal that worked for the city, state and team and that had ideal infrastructure in place, the Yankees began building a new state-of-the-art home across the street from the team's historic ballpark.

With Steinbrenner on hand in 2006, the team broke ground on the current Stadium, a venue that not only serves as the Yankees' home but has also hosted soccer matches, hockey games, concerts and the annual Pinstripe Bowl, a nationally-televised college football bowl game.



George Steinbrenner's passion for college football was realized upon moving into the current Yankee Stadium with the creation of the Pinstripe Bowl.

"Honestly, it took a lot of convincing of George to stay in the Bronx," Levine said. "But once he decided to do so, he was all in. He basically told me and Lonn, Hal and Steve, that if we were going to do this, we were going to create the best stadium that had ever been built. So, we re-created the original 1923 stadium, and he spared no expenses. It was \$1.6 billion. Back then, there was no stadium that was even close to that amount. At the end of the day, what I remember most is him saying, 'Go do it, but it better be absolutely great.'"

Before the Yankees took their new field for the first time on Opening Day 2009, the team's brass founded Legends Hospitality in conjunction with the Dallas Cowboys. The global premium experiences company delivers holistic solutions for legendary brands in the sports, music and entertainment industry.

Recently valued at \$1.35 billion, Legends operates within a diverse group of venues including Yankee Stadium, AT&T Stadium, One World Observatory, SoFi Stadium and the University of Notre Dame. The company also has partnerships with renowned properties such as the National Football League, Major League Baseball, the Professional Golfers' Association of America, NASCAR and the 2028 Summer Olympics in Los Angeles.

"It was one thing after another, and none of them could have been done without George's support financially, intellectually and emotionally," Levine said. "He pushed us, and he backed us when things got really difficult, as they always do. He never wavered."

With several of the core players from the late '90s still on the roster, the Yankees — now under the stewardship of Hal Steinbrenner — made it back to the top in 2009, defeating the Phillies in the Fall Classic. That championship, which followed AL pennants in 2001 and 2003, would be George Steinbrenner's last. He died less than a year after the final out was made, on July 13, 2010, nine days after his 80th birthday.

"He was a massive competitor," Cashman said. "Uber competitor. He woke up every day looking to take ground from an opponent, whether that was on the baseball field or in business. He was a conqueror, and he acted that way."

"George was the greatest owner in professional sports," Levine said. "He was the benchmark in so many ways, both on the field and off the field. All of the things that the Yankees were on the field and commercially were really done through his will."

Steinbrenner's children — and several of his grandchildren, who are now part of the Yankees organization — have upheld his legacy in every way. His youngest daughter, Jessica, has served as general partner for the last 14 seasons. Additionally, she has remained dedicated to the family's horse farm in Florida, enabling her siblings to focus on the baseball team.

"Our family is proud to continue the Yankees' legacy in much the same way as my dad," Jessica Steinbrenner said. "He found a way to put the best team on the field, and he rebuilt the brand, and that's what we are carrying forward."

The Boss' oldest son, Hank — who passed away in 2020 at age 63 — held the title of general partner and co-chairperson for more than a decade, working with his younger brother on every aspect of the team's business and baseball operations.

"Hank had a love of baseball," Hal Steinbrenner said. "He knew every player in the game. He knew far more about the game itself than I probably ever will. He certainly taught me a lot about the game and how to do this job effectively."

The Yankees' current managing general partner may be humble, and he may be mild mannered compared to his father. But to those in the front-office trenches with him, those characteristics don't paint the whole picture.

"Hal likes to operate a lot quieter than his dad did," Bruno said. "But their passion for winning is the same. I knew Hal for years prior to him ascending to the role he is in now, and that has so clearly happened. I have had the chance to spend a lot of time with him during



From L to R: Hank Steinbrenner, Christina Steinbrenner (wife of Hal), Jennifer Steinbrenner Swindal, matriarch Joan Steinbrenner, Jessica Steinbrenner and Hal Steinbrenner

playoff games and pennant races, and he really carries that passion. He goes about it a different way than his dad did, but he has that same desire."

"Hal's commitment level is exceptional," Cashman said. "His dedication to having a playoff-contending team and delivering that on a year in and year out basis seems to be second to none. Strength with stability are two words that describe what he's been."

To this point, Steinbrenner's tenure has been highlighted by the 2009 World Series championship. While not garnering as many headlines, the Yankees have also posted a winning record in every season since he took the reins in November 2008 and have made it to the postseason in 11 of his first 14 campaigns.

An example of Steinbrenner's commitment to winning and his all-in mentality came recently. After breaking the American League record with 62 home runs, Aaron Judge entered free agency. It was well publicized that the Yankees wanted Judge to remain in pinstripes and that losing the homegrown MVP would have been devastating.

"Owners hire general managers to do the heavy lifting," Cashman said. "But there are unique circumstances that necessitate ownership's involvement. When you're dealing with the type of contract that Aaron was going to demand, it's a partnership. I shared with Hal early on that he was going to have to be heavily involved in this. Aaron is a franchise player, and he was going to be courted by every team under the sun at the highest level, and we were going to have to match that. He was going to want to hear the messaging not through me but directly from our owner. Hal was completely on board."

From a private meeting with Judge at his home soon after the season ended to a middle-of-the-night phone call to the slugger as he mulled over a competitive offer from the San Francisco Giants, Steinbrenner left no stone unturned. At the end of the saga, Judge signed a nine-year deal with the Yankees.

"What the Steinbrenner family has built here is something special," Judge said. "[Hal] wants to continue to build on that legacy."

George Steinbrenner would certainly be proud of his son's approach to the Judge negotiations, and he would be equally as prideful in what his

organization has done in local communities over the last decade.

With Jennifer Steinbrenner Swindal leading the charge, the team's impact in the Bronx and Tampa — and in many other areas — is as strong as ever. From large-scale donations to the Food Bank for NYC, to strengthening the Boys & Girls Clubs of Tampa Bay and the Bronx, the organization's outreach is wide ranging.

"With the foundation, we're making it happen in our communities," Steinbrenner Swindal said. "We're getting money to people most in need with the Tampa Foundation and in New York City. We have made a huge impact with children, and that means a lot to me. The organizations we work with can depend on us."

Steinbrenner Swindal also supervises a series of holiday concerts in Tampa that have been a tradition for more than three decades, and in recent years, she has been instrumental in the development of the Bronx Winter Wonderland event, complete with music, food and a present for each child in attendance.

The dream that was fueled by George Steinbrenner's passion for sports and was born in a Buffalo, New York, restaurant has now reached its golden anniversary. Encompassed by Yankee Global Enterprises, the once struggling team and its related businesses — which also include investments in the Italian Serie A club AC Milan and the 2021 MLS Cup champion New York City Football Club — are worth approximately \$7 billion today.

With all that has happened during the Steinbrenner era, there are but a few reminders of just how fast the five decades have flown by. One of them is a precious document, still in pristine condition. Sitting at his desk inside Yankee Stadium, Trost carefully retrieved

the official purchase agreement from CBS.

"All of us who have had the opportunity and privilege to work for George Steinbrenner and the Steinbrenner family — Hank, Jenny, Jessica and Hal, the Yankees managing general partner — are and continue to be honored to have worked for a family that has had the foresight and passion to carry on the historic and continued legacy of the New York Yankees," Trost said.

The document's final page was signed on the day in 1973 that George Steinbrenner became the Boss, and the Yankees began their return to glory. ❧



When George Steinbrenner inked his name on the purchase agreement above in 1973 (photographed with championship rings earned by the club during the last 50 years), no one could have imagined that it would become one of the most significant documents in Yankees lore.

Yankees in Cooperstown

Including the most recent Yankees 2025 electees (CC Sabathia and Ichiro Suzuki), there are 60 members of the Baseball Hall of Fame who have played, managed, coached, owned or been a general manager for the Yankees at one time or another. The Yankees' first inductee was Babe Ruth, who entered the Hall in its inaugural 1936 class along with Ty Cobb, Walter Johnson, Christy Mathewson and Honus Wagner. Among all Hall of Famers, the three electees with the highest percentage of votes for induction each played for the Yankees during their respective careers. 2019 inductee Mariano Rivera received a vote on all 425 submissions, becoming the first person to be unanimously elected via the writers ballot, while 2020 inductee Derek Jeter (396/397 votes, 99.7%) and 2025 inductee Ichiro Suzuki (393/394 votes) were on all but one ballot in their respective election years.

Along with the 60 individuals below, at least three Hall of Famers worked for the Yankees in other capacities, including Joe Kelley (HOF 1971 — Yankees scout from 1915-25), Dick Williams (HOF 2008 — NYY adviser from 1995-2001) and Pat Gillick (HOF 2011 — NYY scouting director from 1974-76). Additionally, HOFers Joe Medwick and Robin Roberts made the Yankees roster out of spring training in 1947 and 1962, respectively, but neither played in an official game as a Yankee.

The *Elias Sports Bureau* notes that there have been nine HOFers who spent their entire playing careers with the Yankees: Earle Combs, Lou Gehrig, Bill Dickey, Joe DiMaggio, Derek Jeter, Phil Rizzuto, Whitey Ford, Mickey Mantle and Mariano Rivera.

Currently, the choice of which insignia appears on the cap of each Hall of Famer's plaque belongs to the Hall of Fame itself. The decision is based on the "historical accomplishments" of the player and "where that player makes his most indelible mark," though the wishes of the inductee are always considered. It is important to remember that caps have not always had insignias and some players' images are cast as profiles without visible insignias.

YANKEES HALL OF FAMERS LISTED IN ORDER OF INDUCTION YEAR

Below each photo includes the name of the Hall of Famer, primary career position, year inducted, years with the Yankees, number of games played or managed with the Yankees and the insignia on his Hall of Fame cap.



Babe Ruth
OF (1936)
1920-34, 2,084 games
Cap: New York Yankees



Lou Gehrig
1B (1939)
1923-39, 2,164 games
Cap: New York Yankees




Willie Keeler
RF (1939)
1903-09, 873 games
Cap: Brooklyn Superbas



Frank Chance
1B/Manager (1946)
RHP (1946)
1913-14 (Player), 12 gms.
1913-14 (Mgr), 290 games
Cap: Chicago Cubs



Jack Chesbro
RHP (1946)
1903-09, 269 games
Cap: Insignia unseen



Clark Griffith
Player, Mgr., Exec. (1946)
1903-07 (RHP), 87 games
1903-08 (Mgr), 807 games
Cap: No insignia




Herb Pennock
LHP (1948)
1923-33, 346 games
Cap: No insignia




Paul Waner
RF (1952)
1944-45, 10 games
Cap: Pittsburgh Pirates



Ed Barrow
Executive (1953)
1920-45
No Cap



Bill Dickey
C (1954)
1928-46 (Player), 1,789 gms.
1946 (Mgr), 105 games
Cap: New York Yankees




Joe DiMaggio
CF (1955)
1936-51, 1,736 games
Cap: New York Yankees




Frank "Home Run" Baker
3B (1955)
1916-19, 21-22, 676 gms.
Cap: No insignia (A's style)



Dizzy Vance
RHP (1955)
1915, '18, 10 games
Cap: Brooklyn Dodgers



Joe McCarthy
Manager (1957)
1931-46, 2,348 games
Cap: New York Yankees



Bill McKechnie
Manager (1962)
1913 (INF), 44 games
Cap: Cincinnati Reds






Burleigh Grimes
RHP (1964)
1934, 10 games
Cap: Brooklyn Dodgers



Miller Huggins
Manager (1964)
1918-29, 1,796 games
Cap: New York Yankees




Casey Stengel
Manager (1966)
1949-60, 1,851 games
Cap: New York Yankees




Branch Rickey
Executive (1967)
1907 (OF, C, 1B), 52 gms.
No Cap




Red Ruffing
RHP (1967)
1930-42, '45-46, 426 games
Cap: New York Yankees



Stan Coveleski
RHP (1969)
1928, 12 games
Cap: Cleveland Indians



Waite Hoyt
RHP (1969)
1921-30, 365 games
Cap: New York Yankees




Earle Combs
CF (1970)
1924-35, 1,454 games
Cap: New York Yankees



George Weiss
Executive (1971)
1932-60
No Cap



Yogi Berra
C (1972)
1946-63 (Player), 2,116G
1964, 1984-85 (Mgr), 342G
Cap turned, insignia unseen



Lefty Gomez
LHP (1972)
1930-42, 367 games
Cap: New York Yankees



Whitey Ford
LHP (1974)
1950, '53-67, 498 games
Cap: New York Yankees



Mickey Mantle
CF (1974)
1951-68, 2,401 games
Cap: New York Yankees



Bucky Harris
Manager (1975)
1947-48, 309 games
Cap: Wash. Senators



Bob Lemon
RHP (1976)
1978-79, 81-82 (Mgr), 172G
Cap: Cleveland Indians



Joe Sewell
SS (1977)
1931-33, 389 games
Cap: Cleveland Indians



Larry MacPhail
Executive (1978)
1945-47
No Cap



Johnny Mize
1B (1981)
1949-53, 375 games
No Cap




Enos Slaughter
OF (1985)
1954-55, '56-59, 350 games
Cap: St. Louis Cardinals



Jim "Catfish" Hunter
RHP (1987)
1975-79, 137 games
Cap: No insignia




Tony Lazzeri
2B (1991)
1926-37, 1,658 games
Cap: New York Yankees



Gaylord Perry
RHP (1991)
1980, 10 games
Cap: San Francisco Giants



Reggie Jackson
RF (1993)
1977-81, 653 games
Cap: New York Yankees



Leo Durocher
Manager (1994)
1925, '28-29 (INF), 210 gms.
Cap: Brooklyn Dodgers



Phil Rizzuto
SS (1994)
1941-42, '46-56, 1,661 gms.
Cap: New York Yankees





Phil Niekro
RHP (1997)
1984-85, 65 games
Cap: Atlanta Braves



Lee MacPhail
Executive (1998)
1949-58, '66-'73
No Cap



Dave Winfield
RF (2001)
1981-88, '90, 1,172 games
Cap: San Diego Padres




Wade Boggs
3B (2005)
1993-97, 602 games
Cap: Boston Red Sox




Rich "Goose" Gossage
RHP (2008)
1978-83, '89, 319 games
Cap: New York Yankees



Joe Gordon
2B (2009)
1938-43, '46, 1,000 games
Cap: New York Yankees



Rickey Henderson
CF/LF (2009)
1985-89, 596 games
Cap: Oakland A's



Bobby Cox
3B/Coach (2014)
1968-69 (Player), 220 gms.
1977 (Coach), 162 gms.
Cap: Atlanta Braves



Col. Jacob Ruppert
Owner (2013)
1915-39
No Cap



Joe Torre
Manager (2014)
1996-2007, 1,942 games
Cap: New York Yankees



Randy Johnson
LHP (2015)
2005-06, 67 games
Cap: Arizona Diamondbacks



Tim Raines
LF (2017)
1996-98, 242 games
Cap: Montreal Expos



Ivan Rodriguez
C (2017)
2008, 33 games
Cap: Texas Rangers



Mike Mussina
RHP (2019)
2001-08, 249 games
Cap: No insignia



Mariano Rivera
RHP (2019)
1995-2013, 1,115 games
Cap: New York Yankees



Lee Smith
RHP (2019)
1993, 8 games
Cap: Chicago Cubs



Derek Jeter
SS (2020)
1995-2014, 2,747 games
Cap: New York Yankees



Jim Kaat
LHP (2022)
1979-80, 44 games
Cap: Minnesota Twins



CC Sabathia
LHP (2025)
2009-19, 307 games
Cap: New York Yankees



Ichiro Suzuki
OF (2025)
2012-2014, 360 games
Cap: Seattle Mariners

NATIONAL BASEBALL HALL OF FAME AND MUSEUM

25 Main Street, Cooperstown, New York 13326

Phone: (607) 547-7200 • **Fax:** (607) 547-2044 • **PR Dept.:** (607) 547-0215

E-mail Address: info@baseballhall.org • **Website:** baseballhall.org

Summer Hours: Memorial Day Weekend - Labor Day: 9 a.m. to 9 p.m. • **Other Hours:** 9 a.m. to 5 p.m.

Holiday Closings: Thanksgiving Day, Christmas Day and New Year's Day.

PR CONTACTS: VP Jon Shestakofsky (jshesta@baseballhall.org) / Director Craig Muder (cmuder@baseballhall.org)

HALL OF FAME WEEKEND 2025

Induction Ceremony: Sun., July 27, 1:30 p.m., Clark Sports Center Grounds

HOF Inductees - **Dick Allen** (Classic Baseball Era Committee); **Dave Parker** (Classic Baseball Era Committee); **CC Sabathia** (BBWAA); **Ichiro Suzuki** (BBWAA); **Billy Wagner** (BBWAA).

Awards - **Thomas Boswell** (BBWAA Career Excellence Award); **Tom Hamilton** (Frick Award)



Yankees Retired Uniform Numbers

The Yankees have retired 22 uniform numbers to honor 23 Yankees players and managers. The first player so honored was Lou Gehrig, whose No. 4, was the first retired number in MLB history. Contrary to popular belief, the number was not retired on July 4, 1939 (when the Iron Horse gave his famous "Luckiest Man" speech), but on Jan. 6, 1940, via announcement by team president Ed Barrow. The most recently retired number was Paul O'Neill's No. 21 on August 21, 2022.

On April 15, 1997, Major League Baseball retired No. 42 throughout the game to honor the Dodgers' Jackie Robinson. While the number could never again be issued by an MLB team, players already assigned No. 42 could continue to wear it. Mariano Rivera was grandfathered into that decision and was the last active player to use the number. During a pregame celebration on Sept. 22, 2013 (one week prior to his last day in uniform), the Yankees organization also retired the number for him, placing a Yankees-style "42" within the Yankees Retired Number Display in Monument Park. As part of that ceremony, the Yankees also recognized Robinson by unveiling a new bronze plaque to replace the Dodgers-style "42" which had previously been on display.



1 Billy Martin (Number retired: August 10, 1986)

Born: May 16, 1928 in Berkeley, Calif. • **Died:** Dec. 25, 1989 in Binghamton, N.Y.
Height: 5-11 • **Weight:** 165 • **B/T:** R/R

Martin had as much "Yankees Pride" as any player or manager to wear pinstripes, and he implanted his own fierce desire to win in his teams. He played an integral part in four World Series in the 1950s as a player, and added another ring managing the Yankees in 1977. His .333 lifetime World Series batting average is sixth all time among players with at least 75 at-bats. Martin had five separate stints managing the club.



2 Derek Jeter (Number retired: May 14, 2017)

Born: June 26, 1974 in Pequannock, N.J.
Height: 6-3 • **Weight:** 195 • **B/T:** R/R

The face of baseball for a generation of fans, Jeter played a franchise-record 20 seasons with the Yankees from 1995-2014, retiring with a personal career winning percentage of .593 (1,628-1,117-2) and five World Series championships (1996, 1998-2000, '09). A 14-time All-Star and 2020 Hall of Fame inductee, Jeter retired with the sixth-most hits in baseball history (3,465) and played in 16 different postseasons. He tops the Yankees' all-time list in hits, games played (2,747), doubles (544), steals (358), at-bats (11,195), singles (2,595) and hit-by-pitches (170).



3 Babe Ruth (Number retired: June 13, 1948)

Born: Feb. 6, 1895 in Baltimore, Md. • **Died:** Aug. 16, 1948 in New York, N.Y.
Height: 6-2 • **Weight:** 215 • **B/T:** L/L

Most consider Ruth the most colorful figure in the game's history. He started his career as a pitcher for the Boston Red Sox, winning 89 games over six seasons before converting to a full-time outfielder because of his tremendous power. He was sold to the Yankees in 1920 and his 54 home runs that year were more than any other American League team. En route to 714 career home runs, he won 12 home run titles, including 60HR in 1927. A member of the inaugural class of Hall of Fame inductees in 1936, the Bambino also added 15HR in World Series competition, leading the Yankees to seven Series appearances and four World Championships.



4 Lou Gehrig (Number retired by announcement on Jan. 6, 1940. No ceremony)

Born: June 19, 1903 in New York, N.Y. • **Died:** June 2, 1941 in Riverdale, N.Y.
Height: 6-1 • **Weight:** 212 • **B/T:** L/L

Gehrig was a uniquely durable, powerhitting first baseman who played in 2,130 consecutive games from 1925 to 1939. He drove in at least 100 runs in 13 straight seasons (1926-38) and holds the AL record with 184 RBI in 1931. In a career shortened by terminal illness, he compiled a .340 batting avg. with 493 HRs, two AL MVP Awards (1927, '36) and the 1934 Triple Crown. He was honored at Yankee Stadium on July 4, 1939, when he made his memorable "Luckiest Man" speech. That offseason, the Yankees announced that his No. 4 was being retired. He was inducted into the Hall of Fame in 1939, and was immortalized in the 1942 film, *The Pride of the Yankees*, starring Gary Cooper.



5 Joe DiMaggio (Number retired: April 18, 1952 at the home opener)

Born: Nov. 25, 1914 in Martinez, Calif. • **Died:** March 8, 1999 in Hollywood, Fla.
Height: 6-2 • **Weight:** 193 • **B/T:** R/R

The "Yankee Clipper" is considered by many experts as the best all-around baseball player in history. The California native was a sensational hitter for both average and power, and a splendid, graceful, ball-hawking center fielder with a powerful and accurate arm. A two-time batting champion and three-time MVP, he compiled a .325 lifetime batting average from 1936 to 1951 and powered the Yankees to nine World Series titles despite losing three complete seasons (1943-45) to military service. Many rate his 56-game hitting streak in 1941 as the top baseball feat of all time. He was inducted into the Hall of Fame in 1955.



6

Joe Torre (Number retired: August 23, 2014)

Born: July 18, 1940 in Brooklyn, N.Y.

Height: 6-2 • **Weight:** 212 • **B/T:** R/R

With a calming influence in the clubhouse and a stoic outward expression in the dugout, Torre piloted the Yankees to six World Series appearances (1996, '98-2001, '03) and four championships (1996, '98-2000) during his tenure from 1996-2007. The 2014 Hall of Famer led the club to the playoffs in all 12 seasons at the helm, going 1,173-767-2 (.605) in the regular season and 76-47 (.618) in the postseason, including a 21-11 mark in the World Series. His regular season wins total is second in club history to Joe McCarthy, who went 1,460-867-21 over 16 seasons.



7

Mickey Mantle (Number retired: June 8, 1969)

Born: Oct. 20, 1931 in Spavinaw, Okla. • **Died:** Aug. 13, 1995 in Dallas, Tex.

Height: 6-0 • **Weight:** 201 • **B/T:** S/R

"The Mick" was the most feared hitter on some of the most successful teams in history. Fast and powerful, his reported 565-foot home run in Washington in 1953 brought about the term "tape-measure home run." In the 14 seasons between 1951 and 1964, he led the Yanks to 12 Fall Classics and seven World Championships. He still owns records for most homers, RBI, runs and walks in World Series play. In 1956, Mantle had one of the greatest seasons ever at the plate, hitting 52 homers with 130RBI and a .353 average to win the Triple Crown. A three-time AL MVP (1956-57, '62), he was inducted into the Hall of Fame in 1974.




8

Yogi Berra (Number retired: July 22, 1972 on Old-Timers' Day)

Born: May 12, 1925 in St. Louis, Mo. • **Died:** Sept. 22, 2015 in West Caldwell, N.J.

Height: 5-8 • **Weight:** 191 • **B/T:** L/R

Beloved by generations of baseball fans, Berra was part of the foundation of the dominant Yankees teams from the end of World War II through the early 1960s. Although he never led the league in a single major offensive category, he is one of just 11 players all time to win at least three Most Valuable Player Awards. Selected to play in the All-Star Game in 15 successive seasons from 1948-62, he played on 14 pennant winners and an all-time record 10 World Champions. He led the Yankees to the 1964 pennant as manager and was inducted into the Hall of Fame in 1972.



8

Bill Dickey (Number retired: July 22, 1972 on Old-Timers' Day)

Born: June 6, 1907 in Bastrop, La. • **Died:** Nov. 12, 1993 in Little Rock, Ark.

Height: 6-1 • **Weight:** 185 • **B/T:** L/R

Regarded as one of the greatest catchers of all time, Dickey was a durable and tireless worker, catching more than 100 games in an AL-record 13 consecutive seasons (1929-41). In 1931, he did not allow a single passed ball in 125 games behind the plate, another AL record. Dickey also excelled as a hitter, batting over .300 in 10 of his first 11 full seasons, while hitting 202 homers during his career. He handled Yankees pitching staffs on eight World Series teams, winning seven championships. He was inducted into the Hall of Fame in 1954.




9

Roger Maris (Number retired: July 21, 1984 on Old-Timers' Day)

Born: Sept. 10, 1934 in Hibbing, Minn. • **Died:** Dec. 14, 1985 in Houston, Tex.

Height: 6-0 • **Weight:** 197 • **B/T:** L/R

In one of the most dramatic assaults on a baseball record, Maris surpassed Babe Ruth's single-season record of 60 home runs on the final day of the 1961 season. Maris' 61 homers that season was a Major League record until 1998 and an AL record until 2022. A two-time American League MVP (1960-61), he is considered one of the best defensive right fielders in Yankees history.




10

Phil Rizzuto (Number retired: Aug. 4, 1985)

Born: Sept. 25, 1917 in New York, N.Y. • **Died:** Aug. 13, 2007 in West Orange, N.J.

Height: 5-6 • **Weight:** 150 • **B/T:** R/R

Playing 13 years for the Yankees, the "Scooter" went to nine World Series, winning seven. Diminutive yet tough, he was a skilled bunter and baserunner with a .273 career batting average. In 1950, Rizzuto earned the AL MVP Award, batting .324 with 200 hits, 92 walks and 125 runs. In the 1951 World Series, he batted .320 and was named Series MVP. He also spent 40 years as a Yankees broadcaster (1957-96) tossing around his signature phrase, "Holy cow!" and calling his partners "Huckleberry." He was inducted into the Hall of Fame in 1994.



15

Thurman Munson (Number retired by announcement on Aug. 3, 1979)

Born: June 7, 1947 in Akron, Ohio • **Died:** Aug. 2, 1979 in Canton, Ohio

Height: 5-11 • **Weight:** 190 • **B/T:** R/R

Munson was the undisputed leader and most respected man on Yankees teams that won three consecutive AL pennants from 1976-78 and two World Championships in '77 and '78. He was a tremendous defensive catcher, winning three straight Gold Glove Awards (1973-75) and the AL MVP in 1976. In each season from 1975-77, Thurman drove in more than 100 runs and hit better than .300. There is no more tragic date in Yankees history than August 2, 1979, when Munson passed away in a plane crash at age 32.





16 Whitey Ford (Number retired: Aug. 3, 1974 on Old-Timers' Day)

Born: Oct. 21, 1928 in New York, N.Y. • **Died:** Oct. 8, 2020 in Lake Success, N.Y.
Height: 5-10 • **Weight:** 181 • **B/T:** L/L

Over 16 seasons, he posted a 236-106 (.690) career record with a 2.75 ERA, playing for 11 pennant winners and earning six World Series rings (1950, '53, '56, '58, '61-62). Ford owns franchise marks for wins, IP (3,170.1) and shutouts (45), and is second in strikeouts (1,958). He was a 10-time All-Star, having paced the AL in wins three times and leading in both ERA and shutouts twice. The 1961 Cy Young winner and WS MVP still holds many lifetime WS records, including for wins (10), consecutive IP (33.0) and strikeouts (94). He was inducted into the Hall of Fame in 1974.



20 Jorge Posada (Number retired: Aug. 22, 2015)

Born: Aug. 17, 1971 in Santurce, P.R.
Height: 6-2 • **Weight:** 215 • **B/T:** S/R

One of the best-hitting catchers of his era, Posada spent each of his 17 Major League seasons with the Yankees, batting .273 with 379 doubles, 275 HR, 1,065 RBI, a .374 OBP and .848 OPS in 1,829 games from 1995-2011. A player on five World Series winners (1996, '98, '99, 2000, '09), Posada was also a five-time All-Star and five-time Silver Slugger winner. He is one of just eight catchers all time to have at least 11 seasons of 17-or-more HRs.



21 Paul O'Neill (Number retired: Aug. 21, 2022)

Born: Feb. 25, 1963 in Columbus, Ohio
Height: 6-4 • **Weight:** 200 • **B/T:** L/L

O'Neill spent the final nine seasons of his 17-year Major League career in the Bronx (1993-2001), winning four World Series with the Yankees (1996, '98-2000) and appearing in a fifth (2001). As a Yankee, he hit .303 with 304 doubles, 185 home runs, 858 runs batted in, a .377 on-base percentage and an .869 OPS, claiming the AL batting title in 1994 with a .359 average. Known for his powerful throwing arm from RF, he was a four-time All-Star with the Yankees (1994-95, '97-98).



23 Don Mattingly (Number retired: Aug. 31, 1997)

Born: April 20, 1961 in Evanston, Ill.
Height: 6-0 • **Weight:** 185 • **B/T:** L/L

Respected for his talent, professionalism and humility, "Donnie Baseball" was the premier first baseman of the mid-1980s before back problems robbed him of much of his power at age 29. Nevertheless, he remained the most loved Yankee of his era and a defensive star, tallying nine Gold Gloves in his 14 years in pinstripes (1982-95). The "Hit Man" won the 1984 AL batting title (.343) and the 1985 American League MVP (.324, 35HR, 145RBI), setting the (since-tied) all-time record with six grand slams in a single season.



32 Elston Howard (Number retired: July 21, 1984 on Old-Timers' Day)

Born: Feb. 23, 1929 in St. Louis, Mo. • **Died:** Dec. 14, 1980 in New York, N.Y.
Height: 6-2 • **Weight:** 196 • **B/T:** R/R

Howard became the first black player in Yankees history when he made the club in the spring of 1955. The versatile, two-time Gold Glove Award-winning catcher contributed to nine AL pennant-winning teams in his first 10 seasons with the club. Winner of the 1963 American League MVP (.287, 28HR, 85RBI), Howard was elected to the All-Star Game in nine different seasons (1957-65). A clubhouse leader as a player from 1955-67 and as a Yankees coach from 1969-79, his dignified manner and competitive spirit set a powerful example.



37 Casey Stengel (Number retired: Aug. 8, 1970 on Old-Timers' Day)

Born: July 30, 1890 in Kansas City, Mo. • **Died:** Sept. 29, 1975 in Glendale, Calif.
Height: 5-11 • **Weight:** 175 • **B/T:** L/L

In a distinguished 54-year professional career, "The Old Perfessor" became one of the game's greatest managers. His feat of guiding the Yankees to 10 pennants and seven world titles in a 12-year span from 1949-60 ranks as one of the top managerial accomplishments of all time. Simply put, Casey Stengel was one of the best things to ever happen to the game of Baseball. He was an authentic baseball ambassador, making the game fun for millions of Americans. He was inducted into the Hall of Fame in 1966.



42 Mariano Rivera (Number retired by MLB on Apr. 15, 1997. Rivera recognized by NYY on Sept. 22, 2013)

Born: Nov. 29, 1969 in Panama City, Panama • **Height:** 6-2 • **Weight:** 195 • **B/T:** R/R

Rivera is the Majors' all-time leader with 652 career saves. Even more impressive is his 2.21 career ERA, which is the second-lowest mark among pitchers with at least 1,000.0IP since ERA became an official MLB statistic (1912-NL/1913-AL). The "Sandman" pitched 19 seasons, racking up an all-time best 15 seasons of at least 30 saves in 1,115 career games. His postseason dominance is legendary, including MLB record marks with 42 postseason saves, a 0.70 ERA (min: 30.0IP) and 96 appearances. In 141.0 career postseason IP, he allowed just 86H, 11ER, 21BB and 2HR with 110K. He won five World Series (1996, '98-2000, '09) and appeared in two others (2001, '03). He was inducted into the Hall of Fame in 2019.





44 Reggie Jackson (Number retired: August 14, 1993)

Born: May 18, 1946 in Wyncote, Pa.

Height: 5-10 • **Weight:** 181 • **B/T:** L/L

"Mr. October" blasted 563 career home runs, including 144 as a Yankee from 1977-81. In Game 6 of the 1977 World Series, Jackson hit 3HR, all on the first pitch, as the Yankees beat the Dodgers to wrap up the club's first World Championship since 1962. He was an All-Star in each of his five years in pinstripes and had his best year with the club in 1980 (.300, 41HR, 111RBI), finishing second in AL MVP voting. Jackson said, "Some people call October a time of pressure. I call it a time of character." He was inducted into the Hall of Fame in 1993.




46 Andy Pettitte (Number retired: August 23, 2015)

Born: June 15, 1972 in Baton Rouge, La.

Height: 6-5 • **Weight:** 225 • **B/T:** L/L

Reliable and consistent throughout his career, Pettitte pitched 15 seasons with the club (1995-2003, '07-10, '12-13), going 219-127 with a 3.94 ERA (447G/438GS, 2,796.1IP, 2,020K). The left-hander is the franchise leader in strikeouts and is tied with Whitey Ford for the most starts. He trails only Ford (236 wins, 3,171.0IP) and Red Ruffing (231 wins, 3,168.0IP) in wins and innings pitched. A three-time AL All-Star (1996, 2001 and '10), Pettitte is the only pitcher drafted by the Yankees to win 200 games in the Majors. As a Yankee, Pettitte went 18-10 with a 3.76 ERA (251.1IP, 105ER) in 40 career postseason starts, winning five World Series titles (1996, '98-2000, '09). He famously started and won all three series-clinching games in the 2009 postseason.



49 Ron Guidry (Number retired: August 23, 2003)

Born: Aug. 28, 1950 in Lafayette, La.

Height: 5-11 • **Weight:** 165 • **B/T:** L/L

Known as "Louisiana Lightning," Ron Guidry was a four-time All-Star and three-time 20-game winner whose 1978 season was one of the most dominant by a pitcher in MLB history. He went 25-3 with a 1.74 ERA in leading the Yankees back from a 14.0-game AL East deficit and winning the AL Cy Young Award in unanimous fashion. He also set still-standing franchise records in 1978 with nine shutouts and 18 strikeouts in a single game (June 17 vs. California), and his 248K that season was a club mark until 2022. From 1986 through his retirement in 1989, "Gator" served as a co-captain with Willie Randolph. He remains in the Yankees' all-time top 10 in starts (323), IP (2,392.0), wins (170), winning pct. (.651), strikeouts (1,778) and shutouts (26).



51 Bernie Williams (Number retired: May 24, 2015)

Born: Sept. 13, 1968 in San Juan, P.R.

Height: 6-2 • **Weight:** 205 • **B/T:** S/R

Williams played his entire 16-year MLB career with the Yankees (1991-2006), batting .297 (2,336-for-7,869) with 449 doubles, 278HR and 1,257RBI in 2,076 games. A five-time AL All-Star (1997-2001), four-time Gold Glove winner (1997-2000) and one-time Silver Slugger Award recipient (2002), Williams won the 1998 AL batting title with a .339 average. A four-time World Series champion (1996, '98, '99, 2000), he is the Yankees' all-time postseason leader in HR (22) and RBI (80) and ranks third in games played (121). He was named the 1996 ALCS MVP after batting .474 (9-for-19) with 2HR and 6RBI in the Yankees' five-game victory over the Orioles. In Game 1 of the 1999 ALCS vs. Boston, he hit a memorable 10th-inning, "walk-off" home run.



In a pregame ceremony on August 23, 2015, Andy Pettitte, joined by his family, unveils his retired number installation in Monument Park.



All-Time Roster

In the Yankees' 122 seasons since being established in New York in 1903, 1,810 players have appeared in at least one game.

Asterisks (*) note players who are deceased.

A (55)

David Aardsma2012
Jim Abbott1993-94
Harry Ables*1911
Albert Abreu2020-23
Bobby Abreu2006-08
Juan Acevedo2003
Alfredo Aceves2008-10, 14
Dustin Ackley2015-16
Chance Adams2018-19
David Adams2013
Spencer Adams*1926
Doc Adkins*1903
Steve Adkins1990
Luis Aguayo1988
Jack Aker1969-72
Jonathan Albaladejo2008-10
Mike Aldrete1996
Doyle Alexander1976, 82-83
Walt Alexander*1915-17
Bernie Allen1972-73
Greg Allen2021, 23
Johnny Allen*1932-35
Neil Allen1985, 87-88
Carlos Almanzar2001
Erick Almon2001, 03
Zoidy Almonte2013-14
Sandy Alomar1974-76
Felipe Alou1971-73
Matty Alou*1973
Dell Alston1977-78
Ruben Amaro*1966-68
Trey Amburgey2021
Jason Anderson2003, 05
John Anderson*1904-05
Rick Anderson*1979
Clayton Andrews2024
Ivy Andrews*1931-32, 37-38
Miguel Anjuria2017-2022
Dean Anna2014
Pete Appleton* (aka Jablonowski) 1933
Angel Aragon*1914, 1916-17
Alex Arias2002
Rugger Arizola*1947
Mike Armstrong1984-86
Brad Armsberg1986-87
Luis Arroyo*1960-63
Tucker Ashford1981
Paul Assenmacher1993
Joe Ausanio1994-95
Jimmy Austin*1909-10
Tyler Austin2016-18
Chick Autry*1924
Luis Avilan2020
Luis Ayala2011
Oscar Azocar*1990

B (168)

Loren Babe*1952-53
Harrison Bader2022-23
Stan Bahnsen1966, 68-71
Andrew Bailey2015
Bill Bailey*1911
Frank Baker*1916-19, 21-22
Frank Baker1970-71
Steve Balboni1981-83, 89-90
Neal Ball*1907-09
Anthony Banda2022
Scott Bankhead1995
Willie Banks1997-98
Manny Bañuelos2022
Johnny Barbato2016
Steve Barber*1967-68
Luke Bard2022
Jesse Barfield1989-92
Cy Barger*1906-07
Ray Barker*1965-67
Frank Barnes*1930
Honey Barnes*1922
Jacob Barnes2022
Ed Barney*1915
Jake Barrett2019
Chris Basak2007
George Batten*1912

Hank Bauer*1948-59
Jake Bauers2023
Paddy Baumann*1915-17
Don Baylor*1983-85
Walter Beall*1924-27
T.J. Beam2006
Colter Bean2005-07
Jim Beattie1978-79
Rich Beck1965
Zinn Beck*1918
Fred Beene1972-74
Clayton Beeter2024
Joe Beggs*1938
Jack Bell*1907
Zeke Bella*1957
Mark Bellhorn2005
Clay Bellinger1999-2011
Carlos Beltrán2014-16
Benny Bengough*1923-30
Andrew Benintendi2022
Juan Beniquez1979
Armando Benitez2003
Lou Berberet*1954-55
Dave Bergman*1975, 77
Lance Berkman2010
Juan Bernhardt1976
Walter Bernhardt*1918
Dale Berra1985-86
Yogi Berra*1946-63
Angel Berroa2009
Jon Bert2024
Dellin Betances2011, 13-19
Wilson Betemit2007-08
Bill Bevens*1944-47
Monte Beville*1903-04
Phil Bickford2024
Harry Billard*1908
Bruce Billings2014
Doug Bird*1980-81
Greg Bird2015, 17-19
Ewell Blackwell*1952-53
Rick Bladt1975
Paul Blair*1977-80
Walter Blair*1907-11
Johnny Blanchard*1955, 1959-65
Gil Blanco1965
Wade Blasingame1972
Steve Blatner1972
Gary Blaylock1959
Curt Bleilay*1970-71
Richard Bleier2016
Elmer Bliss*1903
Ron Blomberg1969, 1971-76
Mike Blowers1989-91
Eddie Bockman*1946
Ping Bodie*1918-21
Len Boehmer1969, 71
Brian Boehringer1995-97, 2001
Brennan Boesch2013
Wade Boggs1993-97
Don Bollweaver1953
Bobby Bonds*1975
Ricky Bones1996
Ernie "Tiny" Bonham*1940-46



Ernie "Tiny" Bonham


Juan Bonilla1985, 87
Aaron Boone2003
Lute Boone*1913-16
Chris Bootcheck2013
Frenchy Bordagaray*1941
Rich Bordi1985, 87
Joe Borowski1997-98

Hank Borowys*1942-45
Babe Borton*1913
Daryl Boston1994
Jim Bouton*1962-68
Matt Bowman2023
Clete Boyer*1959-66
Andrew Brackman2011
Ryan Bradley1998
Scott Bradley1984-85
Neal Brady*1915, 17
Darren Bragg2001
Ralph Branca*1954
Norm Branch*1941-42
Marshall Brant1980
Rob Brantly2021-22
Garland Braxton*1925-26
Don Brennan*1933
Jim Brennenman*1965
Ken Brett*1976
Marv Brewer*1939-43
Billy Brewer1996
Colten Brewer2023
Fritzie Brickell*1958-59
Jim Brideweser*1951-53
Marshall Bridges*1962-63
Harry Bright*1963-64
Reid Brignac2013
Ed Brinkman*1975
Chris Britton2007-08
Jhony Brito2023
Zack Britton2018-22
Johnny Broaca*1934-37
Lew Brockett*1907, 09, 11
Jim Bronstad1959
Tom Brookens1989
Scott Brosius1998-2001
Bob Brower1989
Jim Brower2007
Boardwalk Brown*1914-15
Dr. Bobby Brown*1946-52, 54
Bobby Brown1979-81
Curt Brown1984
Hal Brown*1962
Jumbo Brown*, 1932-33, 35-36
Kevin Brown2004-05
Jay Bruce2021
Brian Bruney2006-09
Jim Bruske1998
Billy Bryan1966-67
Jess Buckles*1916
Mike Buddie1998-99
Judy Buhner1987-88
Danny Burawa2015
Bill Burbach*1969-71
Lew Burdette*1950
Nick Burdi2024
Tim Burke1992
A.J. Burnett2009-11
George Burns*1928-29
Alex Burr*1914
Ray Burris1979
Homer Bush1997-98, 2004
Joe Bush*1922-24
Tom Buskey*1973-74
Billy Butler2016
Ralph Buxton*1949
Joe Buzzas1945
Harry Byrd*1954
Sammy Byrd*1929-34
Tommy Byrne*, 1943, 46-51, 54-57
Marty Byström1984-85

C (145)

Cesar Cabral2013-14
Melky Cabrera2005-09
Oswaldo Cabrera2022-24
Greg Cadaret1989-92
Miguel Cairo2004, 06-07
Charlie Caldwell*1925
Ray Caldwell*1910-18
Willie Calhoun2023
Johnny Callison*1972-73
Howie Camp*1917
Bert Campaneris1983
Archie Campbell*1928

John Candelaria1988-89
Andy Cannizaro2006
Robinson Cano2005-13
Jose Canseco2000
Mike Cantwell*1916
Chris Capuano2014-15
Andy Carey*1952-60
Buddy Carlyle2011
Roy Carlyle*1926
Duke Carmel*1965
David Carpenter2015
Matt Carpenter2022
Dick Carroll*1909
Owain Carroll*1930
Tom Carroll1955-56
Chris Carter2017
Chuck Cary1989-91
Hugh Casey*1949
Kevin Cash2009
Alberto Castillo2002
Roy Castleton*1907
Bill Castro1981
Miguel Castro2022
Starlin Castro2016-17
Danny Cater1970-71
Rick Cerone1980-84, 87, 90
Bob Cerv*1951-56, 60-62
Francisco Cervelli2008-14
Luis Cessa2016-21
Shawn Chacon2005-06
Joba Chamberlain2007-13
Chris Chambliss1974-79, 88



Chris Chambliss

Frank Chance*1913-14
Spud Chandler*1937-47
Les Channell*1910, 14
Darrin Chapin1991
Aroldis Chapman2016-22
Ben Chapman*1930-36
Hal Chase*1940, 42
Mike Chastek1905-13
Eric Chavez2011-12
Jack Chesbro*1903-09
Jazz Chisholm Jr.2024
Randy Choate2000-03
Ji-Man Choi2017
Justin Christian2008
Clay Christiansen1984
Al Cicotte*1957
Anthony Claggett2009
Preston Claiborne2013-14
Allie Clark*1947
George Clark*1913
Jack Clark1988
Tony Clark2004
Horace Clarke*1965-74
Walter Clarkson*1904-07
Brandon Claussen2003
Ken Clay1977-79
Roger Clemens1999-2003, 07
Pat Clements1987-88
Tex Clevenger*1961-62
Lou Clinton*1966-67
Tyler Clippard2007, 17-16
Al Closter1971-72
Andy Coakley*1911
Jim Coates*1956, 59-62
Jim Cockman*1905



Rich Coggins..... 1975-76
Phil Coke..... 2008-09, '16
Rocky Colavito*..... 1968
A.J. Cole..... 2018
Gerrit Cole..... 2020-24
King Cole*..... 1914-15
Curt Coleman*..... 1912
Jerry Coleman*..... 1949-57
Michael Coleman..... 2001
Rip Coleman*..... 1955-56
Bob Collins*..... 1944
Dave Collins..... 1982
Joe Collins*..... 1948-57
Orth Collins*..... 1904
Pat Collins*..... 1926-28
Rip Collins*..... 1920-21
Frank Colman*..... 1946-47
Bartolo Colon..... 2011
Lloyd Colson..... 1970
Earle Combs*..... 1924-35
David Cone..... 1995-2000
Tom Connelly*..... 1920-21
Joe Connor*..... 1905
Wid Conroy*..... 1903-08
Jose Contreras..... 2003-04
Andy Cook..... 1993
Doc Cook*..... 1913-16
Dusty Cooke*..... 1930-32
Ron Coomer..... 2002
Johnny Cooney*..... 1944
Phil Cooney*..... 1905
Don Cooper..... 1985
Garrett Cooper..... 2017
Guy Cooper*..... 1914
Franchy Cordero..... 2023
Jimmy Cordero..... 2023
Nestor Cortes..... 2019, '21-24
Dan Costello*..... 1913
Caleb Cotham..... 2015
Henry Cotto..... 1985-87
Ensign Cottrell*..... 1915
Clint Courtney*..... 1951
Ernie Courtney*..... 1903
Jake Couvens..... 2024
Stan Coseleski*..... 1928
Billy Cowan..... 1969
Joe Cowley..... 1984-85
Bobby Cox..... 1968-69
Casey Cox*..... 1972-73
Birdie Cree*..... 1908-15
Lou Criger*..... 1910
Herb Crompton*..... 1945
Bubba Crosby..... 2004-06
Frank Crosetti*..... 1932-48
Ivan Cruz..... 1997
Jose Cruz..... 1988
Luis Cruz..... 2013
Jack Cullen..... 1962, 65-66
Roy Cullenbine*..... 1942
Nick A. Cullop*..... 1916-17
Nick Cullop*..... 1926
John Cumberland*..... 1968-70
Jim Curry*..... 1911
Chad Curtis..... 1997-99
Colin Curtis..... 2010
Fred Curtis*..... 1905

D (79)

Babe Dahlgren*..... 1937-40
Bud Daley*..... 1961-64
Matt Daley..... 2013-14
Tom Daley*..... 1914-15
Johnny Damon..... 2006-09
Bert Daniels*..... 1910-13
Bobby Davidson..... 1989
Kyle Davies..... 2015
Chili Davis..... 1998-99
George Davis*..... 1912
Ike Davis..... 2016
J.D. Davis..... 2024
Jonathan Davis..... 2021
Kiddo Davis*..... 1926
Lefty Davis..... 1903
Ron Davis..... 1978-81
Russ Davis..... 1994-95
John Dayett..... 1983-84
John Deering*..... 1903
Jim Deidel..... 1974
Ivan De Jesus..... 1986
Enyel de los Santos..... 2024

Frank Delahanty*..... 1905-06, '08
Wilson Delgado..... 2000
Bobby Del Greco*..... 1957-58
David Dellucci..... 2003
Jim Delsing*..... 1949-50
Joe DeMaestri*..... 1960-61
Ray Demmitt*..... 1909
Rick Dempsey..... 1973-76
Bucky Dent..... 1977-82
Jorge De Paula..... 2003-05
Jose De Paula..... 2015
Claude Derrick*..... 1913
Russ Derry*..... 1944-45
Matt DeSalvo..... 2007
Jim Deshaies..... 1984
Jimmie Deshong*..... 1934-35
Orestes DeStrade..... 1987
Charlie Devens*..... 1932-34
Al DeVormer*..... 1921-22
Chris Dickerson..... 2011-12
Bill Dickie*..... 1928-43, '46
Murry Dickson*..... 1958
Joe DiMaggio*, 1936-42, '46-51
Kerry Dineen*..... 1975-76
Craig Dingman..... 2000
Art Dittmar*..... 1957-61
Sonny Dixon*..... 1956
Pat Dobson*..... 1973-75
Coco Dolan*..... 1911-12
Jasson Dominguez..... 2023-24
Atley Donald*..... 1938-45
John Donaldson..... 2022-23
Mike Donovan*..... 1908
Wild Bill Donovan*..... 1915-16
Brian Dorsett..... 1989-90
Octavio Dotel..... 2006
Richard Dotson..... 1988-89
Patsy Dougherty*..... 1904-06
John Dowd*..... 1912
Al Downing..... 1961-69
Brian Doyle..... 1978-80
Jack Doyle*..... 1905
Slow Joe Doyle*..... 1906-10
Doug Drabek..... 1986
Bill Drescher*..... 1944-46
Stephen Drew..... 2014-15
Carl Drews*..... 1946-48
Brandon Drury..... 2018
Monk Dubiel*..... 1944-45
Joe Dugan*..... 1922-28
Ryan Dull..... 2019
Mariano Duncan..... 1996-97
Shelley Duncan..... 2007-09
Michael Dunn..... 2009
Ryne Duren*..... 1958-61
Leo Durocher*..... 1925, '28-29
Cedric Durst*..... 27-30



Ryne Duren

E (33)

Mike Easler..... 1986-87
Rawly Eastwick..... 1978
Doc Edwards*..... 1965
Foster Edwards*..... 1930
Robert Ennhoom..... 1994-96
Scott Efron..... 2022, '24
Dave Eiland..... 1988-91, '95
Darrell Einierson..... 2000
Norman "Kid" Eiberfeld*, 1903-09
Gene Elliott*..... 1911
Dock Ellis*..... 1976-77
Duke Ellis..... 2024
John Ellis*..... 1969-72

Jacoby Ellsbury..... 2014-17
Kevin Elster..... 1994-95
Alan Embree..... 2005
Red Embree*..... 1948
Edwin Encarnación..... 2019
Clyde Engle*..... 1909-10
Jack Enright*..... 1917
Morgan Ensberg..... 2008
Nathan Eovaldi..... 2015-16
Cody Eppley..... 2012-13
Todd Erdos..... 1998-2000
Roger Erickson..... 1982-83
Scott Erickson..... 2006
Felix Escalona..... 2004-05
Juan Espino..... 1982-83, '85-86
Alvaro Espinoza..... 1988-91
Bobby Estalella..... 2001
Thairo Estrada..... 2019-20
Nick Etten*..... 1943-46
Barry Evans..... 1982

F (54)

Charles Fallon*..... 1905
Kyle Farnsworth..... 2006-08
Steve Farr..... 1991-93
Doc Farrell*..... 1932-33
Sal Fasano..... 2006
Alex Ferguson*..... 1918, '21, '25
Caleb Ferguson..... 2024
Frank Fernandez..... 1967-69
Tony Fernandez*..... 1995
Mike Ferraro*..... 1966, '68
Wes Ferrell*..... 1938-39
Tom Ferrick*..... 1950-51
Chick Fewster*..... 1917-22
Cecil Fielder..... 1996-97
Mike Figga..... 1997-99
Cole Figueroa..... 2015
Ed Figueroa..... 1976-80
Pete Filson..... 1987
Happy Finerman*..... 1918
Mike Fischlin..... 1986
Brian Fisher..... 1985-86
Gus Fisher*..... 1912
Ray Fisher*..... 1910-17
Mike Fitzgerald*..... 1911
John Flaherty..... 2003-05
Ramon Flores..... 2015
Estevan Florial..... 2020-23
Tim Foli..... 1984
Ray Fontenot..... 1983-84
Barry Foote..... 1981-82
Ben Ford..... 2000
Mike Ford..... 2019-21
Russ Ford*..... 1909-13
Whitey Ford*..... 1950, '53-67
Tony Fossas..... 1999
Eddie Fother*..... 1910
Jack Fournier*..... 1918
Dustin Fowler..... 2017
Andy Fox..... 1996-97
Jeff Francis..... 2014
Ray Francis*..... 1925
Ben Francisco..... 2013
Wayne Franklin..... 2005
Clint Frazier..... 2017-21
George Frazier*..... 1981-83
Todd Frazier..... 2017
Mark Freeman*..... 1959
Ray French*..... 1920
Lonny Frey*..... 1947-48
Bob Friend*..... 1966
John Frill*..... 1910
Bill Fullton..... 1987
Dave Fultz*..... 1903-05
Liz Funk*..... 1929

G (98)

John Gabler*..... 1959-60
Joe Gallagher*..... 1939
Mike Gallego..... 1992-94
Giovanny Gallegos..... 2017-18
Joey Gallo..... 2021-22
Oscar Gamble*..... 1976, '79-84
Ben Gamel..... 2016
John Ganzel*..... 1903-04
Mike Garbark*..... 1944-45
Damaso Garcia*..... 1978-79
Deivi Garcia..... 2020-21, '23
Freddy Garcia..... 2011-12

Jaime Garcia..... 2017
Karim Garcia..... 2002-03
Billy Gardner*..... 1961-62
Brett Gardner..... 2008-21
Earle Gardner*..... 1908-12
Rob Gardner*..... 1970-72
Steve Garrison..... 2011
Ned Garvin*..... 1904
Milt Gaston*..... 1924
Chad Gaudin..... 2009-10
Mike Gazella*..... 1923, '26-28
Cory Gearrin..... 2019
Joe Gedeon*..... 1916-17
Lou Gehrig*..... 1923-39
Bob Geren..... 1988-91
Domingo Germán..... 2017-19, '21-23
Al Gettel*..... 1945-46
Jason Giambi..... 2002-08
Joe Giard*..... 1927
Jake Gibbs..... 1962-71
Paul Gibson..... 1993-94, '96
Sam Gibson*..... 1930
Dan Giese..... 2008
Luis Gil..... 2021-22, '24
Frank Gilhooly*..... 1913-18
Charles Gipson..... 2003
Joe Girardi..... 1996-99
Chris Gittens..... 2021
Fred Glade*..... 1908
Frank Gleich*..... 1919-20
Joe Glenn*..... 1932-33, '35-38
Greg Golson..... 2010-11
Lefty Gomez*..... 1930-42
Yoendrys Gómez..... 2023-24
Jessie Gonder*..... 1960-61
Alberto Gonzalez..... 2007-08, '13
Chi Chi Gonzalez..... 2022
Fernando Gonzalez..... 1974
Marwin Gonzalez..... 2022
Pedro Gonzalez*..... 1963-65
Victor Gonzalez..... 2024
Wilbur Good*..... 1905
Dwight Gooden..... 1996-97, 2000
Nick Goody..... 2015-16
Art Goochwin*..... 1905
Brian Gordon..... 2011
Joe Gordon*..... 1938-43, '46
Tom Gordon..... 2004-05
Tom Gorman*..... 1952-54
Rich Gossage..... 1978-83, '89
Dick Gossett*..... 1913-14
Larry Gowell*..... 1972
Johnny Grabowski*..... 1927-29
Alex Graman..... 2004-05
Curtis Granderson..... 2010-13
Wayne Granger..... 1973
Sonny Gray..... 2017-18
Ted Gray*..... 1955
Eli Grba*..... 1959-60
Chad Green..... 2016-22
Nick Green..... 2006
Paddy Greene*..... 1903
Shane Greene..... 2014, '22
Todd Greene..... 2001
Didi Gregorius..... 2015-19
Ken Griffey, Sr..... 1982-86
Mike Griffin..... 1979-81
Clark Griffith*..... 1903-07
Bob Grim*..... 1954-58
Burleigh Grimes*..... 1934
Oscar Grimes*..... 1943-46
Jason Grimsley..... 1999-2000
Trent Grisham..... 2024
Lee Grissom*..... 1940
Buddy Groom..... 2005
Cecilio Guante..... 1987-88
Lee Guetterman..... 1988-92
Ron Guidry..... 1975-88
Aaron Guiel..... 2006
Brad Gulden..... 1979-80
Don Gullett*..... 1977-78
Bill Gullikson..... 1987
Randy Gumpert*..... 1946-48
Larry Gura..... 1974-75
Freddy Guzman..... 2009
Ronald Guzmán..... 2022



H (131)

John Habyan	1990-93
Bump Hadley*	1936-40
Kent Hadley*	1960
Travis Hafner	2013
Ed Hahn*	1905-06
Noodles Hahn*	1906
Hinkei Haines*	1923
Jerry Hairston, Jr.	2009
George Halas*	1919
Bob Hale*	1961
David Hale	2018-20
Jimmie Hall	1969
Mel Hall	1989-92
Brad Halsey*	2004
Roger Halsey*	1971
Ian Hamilton	2023-24
Steve Hamilton*	1963-70
Chris Hammond	2003
Mike Hamblin*	1911
Jim Hanley*	1913
Truck Hannah*	1918-20
Ron Hansen	1970-71
Harry Hanson*	1913
J.A. Happ	2018-20
Jim Hardin*	1971
Bubbles Hargrave*	1930
Harry Harper*	1921
Toby Harrah	1984
Greg Harris	1994
Joe Harris*	1914
Jim Ray Hart*	1973-74
Roy Hartzell*	1911-16
Joseph Harvey	2019
Buddy Hassett*	1942
Ron Hassey	1985-86
Andy Hawkins	1989-91
LaTroy Hawkins	2008
Chicken Hawks*	1921
Charlie Hayes	1992, 96-97
Chase Headley	2014-17
Frank Healy	1976-78
Andrew Heaney	2021
Mike Heath	1978
Slade Heathcott	2015
Neal Heaton	2019
Adeiny Hechavarria	2018
Don Heffner*	1934-37
Mike Hegan*	1964, 66-67, 73-74
Fred Heimach*	1928-29
Woodie Held*	1954, 57
Ben Heller	2016-17, 19-20
Charlie Hemphill*	1908-11
Rollie Hemsley*	1942-44
Bill Henderson*	1930
Rickey Henderson*	1985-89



Rickey Henderson

Harvey Hendrick*	1923-24
Elrod Hendricks*	1976-77
Tim Hendryx*	1915-17
Sean Henn	2005-07
Tommy Henrich*	1937-42, 46-50
Bill Henry	1966
Drew Henson	2002-03
Felix Heredia	2003-04
Adrian Hernandez	2001-02
Leo Hernandez	1986
Michel Hernandez	2003
Orlando Hernandez	1998-2002, 04
Xavier Hernandez	1994
Ronald Herrera	2017
Ed Herrmann*	1975
Aaron Hicks	2016-23

Hugh High*	1915-18
Oral Hildebrand*	1939-40
Kyle Higashioka	2017-23
Glenallen Hill	2000
Jesse Hill*	1935
Rich Hill	2014
Shawn Hill	2024
Tim Hilliges	1992
Frank Hillier*	1946, 48-49
Mack Hillis*	1924
Eric Hinske	2009
Rich Hinton	1972
Sterling Hitchcock	1992-95, 01-03
Myril Hoag	1931-32, 34-38
Butch Hobson	1982
Chester Hoff*	1911-13
Danny Hoffman*	1906-07
Solly Hofmann*	1916
Fred Hofmann*	1919-25
Bill Hogg*	1905-08
Bobby Hogue*	1951-52
Ken Holcombe*	1945
Bill Holden*	1913-14
Jonathan Holder	2016-20
Al Holland	1986-87
Matt Holliday	2017
Ken Holloway	1930
Clay Holmes	2021-24
Darren Holmes	1998
Fred Holmes*	1903
Roger Holt	1980
Ken Holtzman*	1976-78
Rick Honeycutt	1995
Don Hood*	1979
Wally Hood*	1949
Johnny Hopp*	1950-52
Shags Horan*	1924
Ralph Houk*	1947-54
Elston Howard*	1955-67
Matt Howard*	1996
Steve Howe*	1991-96
Harry Howell*	1903
Jay Howell	1982-84
Dick Howser*	1967-68
Waite Hoyt*	1921-30



Waite Hoyt

Rex Hudler	1984-85
Charles Hudson	1987-88
David Huff	2013-14
Chad Huffman	2010
Keith Hughes	1987
Phil Hughes	2007-13
Long Tom Hughes*	1904
Tom Hughes*	1906-07, 09-10
John Hummel*	1918
Mike Humphreys	1991-93
Ken Hunt*	1959-60
Bill Hunter	1955-56
Catfish Hunter*	1975-79
Mark Hutton	1993-94, 96
Ham Wyatt*	1918

I (6)

Raul Ibanez	2012
Ryota Igarashi	2012
Pete Incaviglia	1997
Kei Igawa	2007-08
Hideki Irabu*	1997-99
Travis Ishikawa	2013

J (50)

Fred Jacklitsch*	1905
Grant Jackson	1976
Reggie Jackson	1977-81
Dion James	1992-93, 95-96
Johnny James	1958, 60-61
Stan Javier	1984
Domingo Jean	1993
Stanley Jefferson	1989
Jackie Jensen*	1950-52
Mike Jerzembeck	1998
Derek Jeter	1995-2014
D'Angelo Jimenez	1999
Elvio Jimenez	1964
Brett Jodie	2001
Tommy John	1979-82, 86-89
Alex Johnson*	1974-75
Billy Johnson*	1943, 46-51
Cliff Johnson	1977-79
Darrell Johnson*	1957-58
Deron Johnson*	1960-61
Don Johnson*	1947, 50
Ernie Johnson*	1923-25
Hank Johnson*	1925-26, 28-32
Jeff Johnson	1991-93
Johnny Johnson*	1944
Kelly Johnson	2014
Ken Johnson*	1969
Lance Johnson	2000
Nick Johnson	2001-03, 10
Otis Johnson*	1911
Randy Johnson	2005-06
Roy Johnson*	1936-37
Russ Johnson	2005
Jay Johnstone*	1978-79
Andrew Jones	2011-12
Darryl Jones	1979
Garrett Jones	2015
Gary Jones	1970-71
Jahmai Jones	2024
Jimmy Jones	1989-90
Ruppert Jones	1980
Sad Sam Jones*	1922-26
Tim Jordan*	1903
Art Jorgens*	1929-39
Felix Jose	2000
Corban Joseph	2013
Jeff Juden	1999
Aaron Judge	2016-24
Mike Jurewicz	1965
David Justice	2000-01

K (65)

Jim Kaat	1979-80
Tommy Kahnle	2017-20, 23-24
Scott Kamieniecki	1991-96
Bob Kammeyer*	1978-79
Frank Kane*	1919
Bill Karlon*	1930
Herb Karpel*	1946
Steve Karsay	2002-05
Jeff Karstens	2006-07
Benny Kauff*	1912
Curt Kaufman	1982-83
Austin Kearns	2010
Edie Kease*	1942
Ray Keating*	1912-16, 18
Bob Keefe*	1907
Willie Keeler*	1903-09
Randy Keiser	2000-01
Mike Kekich	1969-73
Charlie Keller*	1939-43, 45-49, 52
Shawn Kelley	2013-14
Pat Kelly	1991-97
Roberto Kelly	1987-92, 2000
Steve Kemp	1983-84
Ian Kennedy	2007-09
John Kennedy*	1967
Jerry Kenney	1967, 69-72
Matt Keough*	1983
Jimmy Key	1993-96
Steve Kiefer	1989
Isiah Kiner-Falefa	2022-23
Michael King	2019-23
Dave Kingman	1977
Harry Kingman*	1914
Fred Kipp	1960
Frank Kitson*	1907
Ron Kittle	1986-87
Ted Kleinans*	1936

Red Kleinow*	1904-10
Ed Klepfer*	1911, 13
Ron Klimkowski*	1969-70, 72
Steve Kline*	1970-74
Corey Kluber	2021
Mickey Klutts	1976-78
Bill Knickerbocker*	1938-40
Brandon Knight	2001-02
John Knight*	1909-11, 13
Chuck Knoblauch	1998-2001
Mark Koenig*	1925-30
Brody Koerner	2021
Jim Konstanty*	1954-56
George Kontos	2011, 18
Andy Kosco	1968
Pete Kozma	2017
Steve Kraly*	1953
Jack Kramer*	1951
Erik Kratz	2017, 20
Brooks Kriske	2020-21
Matt Krook	2023
Ernie Krueger*	1915
Dick Kryhoski*	1949
Tony Kubek	1957-65
Johnny Kucks*	1955-59
Bill Kunkel*	1963
Hiroki Kuroda	2012-14
Bob Kuzava*	1951-54

L (81)

Aaron Laffey	2011
Brady Lail	2019
Joe Lake*	1908-09
Brandon Laird	2011
Bill Lamar*	1917-19
Ryan LaMarre	2021
Hal Lanier	1972-73
Dave Lapoint	1989-90
Frank LaPorte*	1905-10
Dave LaRoche	1981-83
Don Larsen*	1955-59
Lyn Lary*	1929-34
Chris Latham	2003
Marcus Lawton	1989
Matt Lawton	2005
Gene Layden*	1915
Tommy Layne	2016-17
Tommy Lazerri*	1926-37
Tim Leary	1990-92
Wade LeBlanc	2014
Ricky Ledee	1998-00
Travis Lee	2004
Joe Lefebvre	1980
Al Leiter	1987-89, 2005
Mark Leiter	1990
Mark Leiter Jr.	2024
Frank Leja*	1954-55
Jack Levitt*	1912-13
DJ LeMahieu	2019-24
Eddie Leon	1975
Chris Leroux	2014
Louis LeRoy*	1905-06
Ed Levy*	1942, 44
Duffy Lewis*	1919-20
Jim Lewis	1982
Terry Ley	1971
Jim Leyritz	1990-96, 99-2000
Cory Lidle*	2006
Ron Lieber	2004
Brent Lillibridge	2013
Ted Lilly	2000-02
Paul Lindblad*	1978
Johnny Lindell*	1941-50
Jacob Lindgren	2015
Phil Lintz*	1962-65
Bryan Little	1986
Jack Little*	1912
Clem Llewellyn*	1922
Graeme Lloyd	1996-98
Jonathan Loaisiga	2018-24
Esteban Loaiza	2004
Tim Lockett	2021-22
Gene Locklear	1976-77
Kenny Lofton	2004
Boone Logan	2010-13
Sherm Lollar*	1947-48
Tim Lollar	1980
Phil Lombardi*	1986-87
Dale Long*	1960, 62-63
Herman Long*	1903



Terrence Long2006
Ed Lopat*1948-55
Arturo Lopez1965
Hector Lopez*1959-66
Baldy Louden*1907
Slimy Louden*1916-18
Torey Lovullo1991
Derek Lowe2012
Mike Lowell1998
Johnny Lucadello*1947
Joe Lucy*1920
Roy Luebke*1925
Lucas Luetge2021-22
Matt Luke1996
Jerry Lumpe*1956-59
Scott Lusader1991
Sparky Lyle1972-78
Lance Lynn2018
Al Lyons*1944, 46-47
Tyler Lyons2019-20
Jim Lytle1969-71

M (185)

Duke Maas*1958-61
Kevin Maas1990-93
Bob MacDonald1995
Danny MacFadden*1932-34
Josh Maciejewski2024
Ray Mack*1947
Tommy Madden*1910
Elliott Maddox1974-76
Dave Madison*1950
Lee Magee*1916-17
Sal Maglie*1957-58
Stubby Magner*1911
Jim Magnuson*1973
Fritz Maisel*1913-17
Hank Majeski*1946
Frank Makosky*1937
Pat Malone*1935-37
Pat Maloney*1912
Al Mameaux*1924
Rube Manning*1907-10
Joe Mantiply2019
Mickey Mantle*1951-68
Jeff Manto1999
Josias Manzanillo1995
Cliff Mapes*1948-51
Ron Marinaccio2022-24
Roger Maris*1960-66
Cliff Markle*1915-16, 24
Jeff Marquez2011
Jim Marquis*1925
Armando Marsans*1917-18
Brett Marshall2013
Cuddles Marshall*1946, 48-49
Sam Marsonnek2004
Damaso Marte2008-10
Billy Martin*1950-53, 55-57
Chris Martin2015
Hersh Martin*1944-45
Jack Martin*1912
Russell Martin2011-12
Tino Martinez1996-2001, 05
Tipoy Martinez1974-76
Jim Mason1974-76
Victor Mata1984-85
Hideki Matsui2003-09
Don Mattingly1982-95
Carlos May1976-77
Darrell May2005
Rudy May*1974-76, 80-83
John Mayberry1982
Cameron Maybin2019
Carl Mays1919-23
Tim Mayza2024
Lee Mazzilli1982
Zach McAllister2023
Larry McCall1977-78
Brian McCann2014-16
Brandon McCarthy2014
Joe McCarthy*1905
Pat McCauley*1903
Larry McClure*1910
George McConnell*1909, 12-13
Mike McCormick*1970
Lance McCullers1989-90
Andrew McCutchen2018
Lindy McDaniel*1968-73

Mickey McDermott*1956
Danny McDevitt*1961
Darnell McDonald2012
Dave McDonald*1969
Donzell McDonald2001
Jim McDonald*1952-54
Gil McDougald*1951-60
Jack McDowell1995
Sam McDowell1973-74
Lou McEvoy*1930-31
Herm McFarland*1903
Andy McGaffigan1981
Casey McGehee2012
Lynn McGlothen*1982
Bob McGraw*1917-20
Deacon McGuire*1904-07
Marty McHale*1913-15
Irish McIlveen*1908-09
Tim McIntosh1996
David McKay2022
Bill McKechnie*1913
Billy McKinney2018, 23
Rich McKinney1972
Frank McManus*1904
Norm McMillan*1922
Tommy McMillan*1912
Mike McNally*1921-24
Herb McQuaid*1926
George McQuinn*1947-48
Bobby Meacham1983-88
Charlie Meara*1914
Jim Mecir1996-97
George "Doc" Medich1972-75
Mark Melancon2009-10
Bob Melvin1994
Ramiro Mendoza1996-2002, 05
Jordy Mercer2020
Fred Merkle*1925-26
Melky Mesa2012-13
Andy Messersmith1978
Tom Metcalf1963
Bud Metheny*1943-46
Hensley Meulens1989-93
Bob Meusel*1920-29
Bob Meyer1964
Danny Miceli2003
Gene Michael*1968-74
Keynan Middleton2023
Ezra Midkiff*1912-13
Doug Mientkiewicz2007
Pete Mikkelsen*1964-65
Larry Milbourne1981-83
Sam Millitello1992-93
Andrew Miller2015-16
Bill Miller*1952-54
Elmer Miller*1915-18, 21-22
Jim Miller2013-14
John Miller*1966
Alan Mills1990-91
Buster Mills*1940
Mike Milosevich*1944-45
Paul Mirabella1979
Juan Miranda2008-10
Willy Miranda*1953-54
Anthony Misiewicz2023-24
Bobby Mitchell*1970
Bryan Mitchell2014-17
D.J. Mitchell2012
Fred Mitchell*1910
Johnny Mitchell*1921-22
Sergio Mitre2009-11
Johnny Mize*1949-53
Kevin Mmahat1989
Chad Moeller2008-10
George Mogrige*1915-20
Dale Mohoric1988-89
Fenton Mole*1949
Gustavo Molina2011
Jose Molina2007-09
Bill Monbouquette*1967-68
Raul Mondesi2002-03
Ed Monroe*1917-18
Zack Monroe1958-59
Frankie Montas2022-23
John Montefusco1983-86
Rich Monteleone1990-93
Jesus Montero2011
Jordan Montgomery2017-22
Archie Moore1964-65
Earl Moore*1907

Wilcy Moore*1927-29, 32-33
Kendrys Morales2019
Ray Morehart*1927
Diego Moreno2015
Omar Moreno1983-85
Mike Morgan1982
Tom Morgan*1951-52, 54-56
George Moriarty*1906-08
Jeff Moronko1987
Hal Morris1988-89
Ross Moschitto1965, 67
Dustin Mooney2010
Jerry Moses*1973
Terry Mullolland1994
Conor Mullee2016
Charlie Mullen*1914-16
Jerry Mumphrey1981-83
Bob Munchire*1951
Bobby Munoz1993
Thurman Munson*1969-79
Bobby Murcer*1965-66, 69-74, 79-83



Bobby Murcer

Johnny Murphy*1932, 34-43, 46
John Ryan Murphy2013-15
Rob Murphy1994
Dale Murray1983-85
George Murray*1922
Larry Murray1974-76
Mike Mussina2001-08
Mike Myers2006-07

N (38)

Xavier Nady2008-09
Jerry Narron1979
Carlos Narváez2024
Dan Naulty1999
Dioner Navarro2004
Denny Neagle2000
Thomas Neal2013
Bots Nekola*1929
Chris Nelson2013
Gene Nelson1981
Jeff Nelson1996-2000, 03
Luke Nelson*1919
Nick Nelson2020-21
Graig Nettles1973-83
Tex Neuber*1907
Ernie Nevel*1950-51
Floyd Newkirk*1934
Bobo Newson*1947
Doc Newton*1905-09
Gus Niarhos*1946, 48-50
Joe Niecko*1985-87
Phil Niecko*1984-85
Jerry Nielsen1992
Scott Nielsen1986, 88-89
Wil Nieves2005-07
Harry Niles*1908
C. J. Nitkowski2004
Jayson Nix2012-13
Otis Nixon1983
Rico Noel2015
Hector Noesi2011
Matt Nokes1990-94
Irv Noren*1952-56
Don Nottebart*1969
Ivan Nova2010-16
Les Nunamaker*1914-17
Eduardo Nunez2010-13
Vidal Nuno2013-14

O (33)

Johnny Oates*1980-81
Mike O'Berry1984
Andy O'Connor*1908
Jack O'Connor*1903
Paddy O'Connor*1918
Darren O'Day2021
Heinie Odom*1925
Refused Odor2021
Louy O'Doul*1919-20, 22
Rowland Office1983
Ross Ohlendorf2007-08
Bob Ojeda1994
Rube Oldring*1905, 16
John Olerud2004
Bob Oliver*1975
Joe Oliver2001
Nate Oliver1969
Tyler Olson2016
Paul O'Neill1993-2001
Steve O'Neill*1925
Jesse Orosco2003
Queenie O'Rourke*1908
Al Orfan*1904-09
Donathan Osborne2004
Champ Osteen*1904
Joe Ostrowski*1950-52
Antonio Osuna2003
Bill Otis*1912
Adam Ottavino2019-20
Josh Outman2014
Lyle Overbay2013
Stubby Overmire*1951
Spike Owen1993

P (83)

John Pacella1982
Del Paddock*1912
Juan Padilla2004
Dave Pagan1973-76
Joe Page*1944-50
Mike Pagliarulo1984-89
Donn Pal1994
Chan Ho Park2010
Hoy Park2021
Blake Parker2016
Christian Parker2001
Clay Parker1989-90
Chris Parmelee2016
Ben Paschal*1924-29
Dan Pasqua1985-87
Gil Patterson1977
Jeff Patterson1992-93
Mike Patterson1981-82
Scott Patterson2008
Carl Pavano2005, 07-08
Dave Pavlas1995-96
James Paxton2019-20
James Pazos2015-16
Steve Pearce2012
Monte Pearson*1936-40
Roger Peckinpaugh*1913-21
Steve Peck*1941
Hipolito Pena1988
Ramiro Pena2009-12
Lance Pendleton2011
Herb Pennock*1923-33
Joe Peppitone*1962-69
Wandy Peralta2021-23
Oswald Peraza2022-24
Everson Pereira2023
Eury Perez2014
Marty Perez1977
Melido Perez1992-95
Pascual Perez*1990-91
Robert Perez2001
Cecil Perkins*1967
Cy Perkins*1931
Gaylord Perry*1980
Fritz Peterson*1966-74
Jace Peterson2018
Gregorio Petit2015
Andy Pettitte1995-2003, 07-10, 12-13
David Phelps2012-14
Josh Phelps2007
Ken Phelps1988-89
Andy Phillips2004-07
Eddie Phillips*1932
Jack Phillips*1947-49



Cy Pieh*	1913-15
Bill Piercy*	1917-21
Duane Pillette*	1949-50
Brandon Pinder	2015-16
Michael Pineda	2014-17
Lou Piniella	1974-84
George Pippas*	1923-24, 27-33
Wally Pipp*	1915-25
Jose Pirela	2014-15
Jim Pisoni*	1959-60
Eric Plunk	1989-91
Dale Polk	1996
Luis Polonia	1989-90, 94-95, 00
Cody Poteet	2024
Sidney Ponson	2006, 08
Bob Porterfield*	1948-51
Jorge Posada	1995-2011
Scott Pose	1997
Jack Powell*	1904-05
Jake Powell*	1936-40
Mike "Doc" Powers*	1905
Martin Prado	2014
Jerry Priddy*	1918-20
Dell Pratt*	1941-42
Curtis Pride	2003
Johnny Priest*	1911-12
Bret Prinz	2003-04
Scott Proctor	2004-07, 11
Alfonso Pulido	1986
Ambrose Puttmann*	1903-05

Q (6)

Chad Qualls	2012
Paul Quantrill	2004-05
Mel Queen*	1942, '44, '46-47
Ed Quick*	1903
Jack Quinn*	1909-12, '19-21
Jamie Quirk	1989

R (104)

Tim Rains	1996-98
Dave Rajsis	1978
Edwar Ramirez	2007-09
Jose Ramirez	2014-15
Nick Ramirez	2023
Bobby Ramos	1982
Domingo Ramos	1978
John Ramos	1991
Pedro Ramos	1964-66
Lenny Randle*	1979
Willie Randolph	1976-88



Willie Randolph

Cody Ransom	2008-09
Clay Rapada	2012
Vic Raschi*	1946-53
Dennis Rasmussen	1984-87
Darrell Rasner	2006-08
Shane Rawley	1982-84
Jeff Reardon	1994
Tim Redding	2005
Jack Reed*	1961-63
Kevin Reese	2005-06
Jimmie Reese*	1930-31
Bob Refsnyder	2015-17
Hal Renfrew*	1961-67
Bill Renna*	1953
Tony Rensa*	1933
Roger Repoz	1964-66
Rick Reuschel	1981
Dave Revering	1981-82
Al Reyes	2003
Allie Reynolds*	1947-54

Bill Reynolds*	1913-14
Mark Reynolds	2013
Rick Rhoden	1987-88
Gordon Rhodes*	1929-32
Ben Rice	2024
Harry Rice*	1930
Antoan Richardson	2014
Bobby Richardson	1955-66
Nolen Richardson*	1935
Branch Rickey*	1907
Stephen Ridings	2021
Dave Riggett*	1979, '81-90
Jose Rijo	1984
Royce Rijo	2010
Danny Rios	1997
Juan Rivera	2001-03
Mariano Rivera	1995-2013
Ruben Rivera	1995-96
Mickey Rivers	1976-79
Anthony Rizzo	2012-24
Phil Rizzuto*	1941-42, '46-56
Royce Roach*	1910-11
Brian Roberts	2014
Dale Roberts*	1967
Andre Robertson	1981-85
David Robertson	2008-14, '17-18
Gene Robertson*	1928-29
Aaron Robinson*	1943, '45-47
Bill Robinson*	1967-69
Bruce Robinson	1979-80
Eddie Robinson*	1954-56
Hank Robinson*	1918
Jeff Robinson	1990
Shane Robinson	2018
Carlos Rodon	2023-24
Alex Rodriguez	2004-13, '15-16
Aurelio Rodriguez*	1980-81
Carlos Rodriguez	1991
Edwin Rodriguez	1982
Elie Rodriguez	1968
Felix Rodriguez	2005
Henry Rodriguez	2001
Ivan Rodriguez	2008
Joely Rodriguez	2021
Chaz Roe	2014
Gary Roenicke	1986
Oscar Roettger*	1923-24
Esmil Rogers	2014-15
Jay Rogers*	1914
Kenny Rogers	1996-97
Tom Rogers*	1921
Jim Roland*	1972
Red Rolfe*	1931, '34-42
Sal Romano	2021
Austin Romine	2011, '13-19
Ben Rortved	2023
Adonis Rosa	2019
Buddy Rosar*	1939-42
Larry Rosenthal*	1944
Steve Roser*	1944-46
Braggo Roth*	1921
Jerry Royster	1987
Muddy Ruel*	1917-20
Dutch Ruether*	1926-27
Red Ruffing*	1930-42, '45-46
Nick Rumbelow	2015
Allan Russell*	1915-19
Kevin Russo	2010
Marius Russo*	1939-43, '46
Babe Ruth*	1920-34
Blondy Ryan*	1935
Brendan Ryan	2013-15
Rosy Ryan*	1928

S (163)

CC Sabathia	2009-19
Johnny Sain*	1951-55
Lenn Sakata	1987
Mark Salas	1987
Jack Saltzgaver	1932, '34-37
Billy Sample	1985
Celerino Sanchez*	1972-73
Gary Sanchez*	2015-21
Humberto Sanchez	2008
Remy Sanchez	1997, 2005
Romulo Sanchez	2010
Deion Sanders	1989-90
Roy Sanders*	1918
Scott Sanderson*	1991-92

Charlie Sands*	1967
Fred Sanford*	1949-51
Amauri Sanit	2011
Dennis Santana	2024
Rafael Santana	1988
Sergio Santos	2015
Bronson Sardinha	2007
Don Savage*	1944-45
Rick Sawyer	1974-75
Steve Sax	1989-91
Ray Scarborough*	1952-53
Germany Schaefer*	1916
Harry Schaeffer*	1952
Roy Schalk*	1932
Art Schallcock	1951-55
Wally Schang*	1921-25
Bob Schmidt*	1965
Butch Schmidt*	1909
Clarke Schmidt	2020-24
Johnny Schmitz*	1952-53
Pete Schneider*	1919
Dick Schofield*	1966
Paul Schreiber*	1945
Art Schult*	1953
Al Schult*	1912-14
Don Schulze	1989
Pius Schwert*	1914-15
Everett Scott*	1922-25
George Scott*	1979
Rodney Scott	1982
Rod Scurry	1985-86
Scott Seabolt	2001
JP Sears	2022
Ken Sears*	1943
Bob Seeds*	1936
Kal Segrist*	1952
Fernando Seguinol	2003
George Selkirk*	1934-42
Ted Sepkowsky*	1947
Hank Severeid*	1926
Luis Severino	2015-19, '21-23
Joe Sewell*	1931-33
Richie Sexson	2008
Howard Shanks*	1925
Billly Shantz*	1960
Bobby Shantz*	1957-60
Bob Shawkey*	1915-27
Spec Shea*	1947-49, '51
Al Shealy*	1928
George Shears*	1912
Tom Sheehan*	1921
Gary Sheffield	2004-06
Justus Sheffield	2018
Rollie Sheldon	1961-62, '64-65
Skeeter Shelton*	1915
Roy Sherid*	1929-31
Pat Sheridan	1991
Dennis Sherrill	1978, '80
Ben Shields*	1924-25
Steve Shields	1988
Bob Shirley	1983-87
Urban Shocker*	1916-17, '25-28
Tom Shopay	1967, '69
Ernie Shore*	1919-20
Bill Short*	1960
Chasen Shreve	2015-18
Norm Siebern*	1956, '58-59
Ruben Sierra	1995-96, 2003-05
Charlie Silveira*	1948-56
Dave Silvestri	1992-95
Ken Silvestri*	1941, '46-47
Hack Simmons*	1912
Dick Simpson	1969
Harry Simpson*	1957-58
Duke Sims	1973-74
Scott Sizemore	2014
Bill Skiff*	1926
Camp Skinner*	1922
Joel Skinner	1986-88
Lou Skizas*	1956
Bill "Moose" Skowron*	1954-62
Roger Slagle	1979
Don Slaught	1988-89
Enos Slaughter*	1954-55, '56-59
Aaron Small	2005-06
Roy Smalley	1982-84
Walt Smallwood*	1917, '19
Caleb Smith	2017
Charley Smith*	1967-68

Elmer Smith*	1922-23
Joe Smith*	1913
Keith Smith	1984-85
Kevin Smith	2024
Klondike Smith*	1912
Lee Smith	1993
Matt Smith	2006
Harry Smythe*	1934
J.T. Snow	1992
Eric Coderholm	1980
Luis Sojo	1996-99, 2000-01, '03
Tony Solaita*	1968
Donovan Solano	2016
Yanervis Solarte	2014
Alfonso Soriano	1999-2003, '13-14
Rafael Soriano	2011-12
Juan Soto	2024
Steve Souchock*	1946, '48
Jim Spencer*	1978-81
Shane Spencer	1998-2002
Charlie Spikes	1972
Russ Springer	1997
Bill Stafford*	1960-65
Jake Stal*	1908
Roy Staiger	1979
Tuck Stainback*	1942-45
Gerry Staley*	1955-56
Charley Stanceu*	1941, '46
Andy Stankiewicz	1992-93
Fred Stanton	1973-80
Mike Stanley	1992-95, '97
Giancarlo Stanton	2018-24
Mike Stanton	1997-2002, '05
Dick Starr*	1947-48
Dave Stegman	1982
Dutch Sterrett*	1912-13
Bud Stewart*	1948
Chris Stewart	2008, '12-13
Lee Stine*	1938
Kelly Stinnett	2006
Snuffy Stirnweiss*	1943-50
Tim Stoddard	1986-88
Mel Stottlemeyer*	1964-74
Hal Stowe	1960
Darryl Strawberry	1995-99
Gabby Street*	1912
Marcus Stroman	2024
Marlin Stuart*	1954
Bill Stumpf*	1912-13
Tom Sturdivant*	1955-59
Johnny Sturm*	1941
Tanyon Sturtze	2004-06
Bill Sudakis*	1974
Steve Sundra*	1936, '38-40
Ichiro Suzuki	2012-14
Dale Sveum	1998
Anthony Swarzak	2016
Jeff Sweeney*	1908-15
Nick Swisher	2009-12
Ron Swoboda	1971-73

T (68)

Jameson Taillon	2021-22
Fred Talbot*	1966-69
Vito Tamulis*	1934-35
Masahiro Tanaka	2014-20
Frank Tanana	1993
Jesse Tannehill*	1903
Tony Tarasco	1999
Stephen Tarpley	2018-19
Danny Tartabull	1992-95
Mike Tauchman	2019-21
Wade Taylor	1991
Zack Taylor*	1934
Mark Teixeira	2009-16
Frank Tepedino	1967, '69-72
Walt Terrell	1989
Ralph Terry*	1956-57, '59-64
Jay Tessmer	1998-2000, '02
Dick Tettelbach*	1955
Bob Tewksbury	1987-88
Marcus Thames	2002, '10
Ira Thomas*	1906-07
Justin Thomas	2012
Lee Thomas*	1961
Myles Thomas*	1926-29
Stan Thomas	1977
Gary Thomasson	1978
Homer Thompson*	1912



Kevin Thompson	2006-07
Ryan Thompson	2000
Tommy Thompson*	1912
Jack Thoney*	1904
Hank Thormahlen*	1917-20
Matt Thornton	2014
Marv Throneberry*	1955, '58-59
Mike Thurman	2002
Luis Tiant*	1979-80
Dick Tidrow*	1974-79
Bobby Tiefenauer*	1965
Eddie Tiemeyer*	1909
Ray Tift*	1907
Bob Tillman*	1967
Thad Tillotson*	1967-68
Dan Tipple*	1915
Wayne Tolleson	1986-90
Brett Tomko	2009
Michael Tonkin	2024
Earl Torgeson*	1961
Gleyber Torres	2018-24
Rusty Torres	1971-72
Ronald Torreyes	2016-18
Mike Torrez	1977
Cesar Tovar*	1976
Josh Towles	2009
Billy Traber	2008
Bubba Trammell	2003
Taylor Trammell	2024
Tom Tresh*	1961-69
Jose Trevino	2022-24
Gus Triandos*	1953-54
Lou Trivino	2022
Steve Trout	1987
Virgil Trucks*	1958
Frank Truesdale*	1914
Troy Tulowitzki	2019
Bob Turley*	1955-62
Chris Turner	2000
Jim Turner*	1942-45

U (5)

George Uhle*	1933-34
Tom Underwood*	1980-81
Bob Unglaub*	1904
Cecil Upshaw*	1974
Gio Urshela	2019-21

V (27)

Raul Valdes	2011
Breyvic Valera	2019
Elmer Valo*	1960
Russ Van Atta*	1933-35
Dazzy Vance*	1915, '18
Joe Vance*	1937-38
John Vander Wal	2002
Bobby Vaughn*	1909
Hippo Vaughn*	1908, '10-12
Randy Vazquez	2023
Javier Vazquez	2004, '10
Bobby Veach*	1925
Randy Velarde	1987-1995, 2001
Andrew Velazquez	2021
Otto Velez	1973-76
Mike Vento	2005
Robin Ventura	2002-03
Jose Veras	2006-09
Joe Verbanic	1967-68, '70
Frank Verdi*	1953
Alex Verdugo	2024
Sammy Vick*	1917-20
Ron Villone	2006-07
Jose Viscaino	2000
Luis Viscaino	2007
Luke Voit	2018-21
Anthony Volpe	2023-24

W (114)

Cory Wade	2011-12
Jake Wade*	1946
Tyler Wade	2017-21
Dick Wakefield*	1950
Jim Walewander	1990

Curt Walker*	1919
Dixie Walker*	1931, '33-36
Neil Walker	2018
Mike Wallace	1974-75
Jimmy Walsh*	1914
Joe Walsh*	1910-11
Roxy Walters*	1915-18
Danny Walton*	1971
Paul Waner*	1944-45
Chien-Ming Wang	2005-09
Jack Wanner*	1909
Pee Wee Wanning*	1925
Aaron Ward*	1917-26
Gary Ward	1987-89
Joe Ward*	1909
Pete Ward*	1970
Jack Warhop*	1908-15
Adam Warren	2011, '13-18
Will Warren	2024
George Washburn*	1941
Claudell Washington*	1986-88, '90
Gary Waslewski	1970-71
Allen Watson	1999-2000
Bob Watson*	1980-82
Roy Weatherly*	1943, '46
David Weathers	1996-97
Jeff Weaver	2002-03
Jim Weaver*	1931
Luke Weaver	2023-24
Tyler Webb	2017
Ryan Weber	2022-23
Dave Wehrmeister*	1981
Lefty Weissert*	1931
Greg Weissert	2022-23
Austin Wells	2023-24
David Wells	1997-98, '02-03
Ed Wells*	1929-32
Vernon Wells	2013
Butch Wensloff*	1943, '47
Julie Werba*	1927, '29
Billy Werber*	1930, '33
Dennis Werth	1979-81
Jake Westbrook	2000
John Wetteland	1995-96
Stefan Weaver*	1982
Zelous Wheeler	2014
Kevin Whelan	2011
Steve Whitaker	1966-68
Gabe White	2003-04
Rondell White	2002
Roy White	1965-79
Wally Whitehurst	1996
George Whiteman*	1913
Mark Whiten	1997
Terry Whitfield	1974-76
Chase Whitley	2014-15
Ed Whitson	1985-86
Kemp Wicker*	1936-38
Al Wickland*	1919
Bob Wickman	1992-96
Chris Widger	2002
Bob Wiesler*	1951, '54-55
Bill Wight*	1946-47
Ted Wilborn	1980
Ed Wilson*	1911
Bernie Williams	1991-2006
Bob Williams*	1911-13
Gerald Williams*	1992-96, 2001-02
Harry Williams*	1913-14
Jimmy Williams*	1903-07
Mason Williams	2015-17
Stan Williams*	1963-64
Todd Williams	2001
Walt Williams*	1974-75
Archie Wilson*	1951-52
Enrique Wilson	2001-04
George Wilson*	1956
Craig Wilson	2006
Justin Wilson	2015, '21
Kris Wilson	2006
Pete Wilson*	1908-09
Snake Witte*	1903
Gordie Windhorn*	1959
Dave Winfield	1981-90

Yankees Serving Their Country

The following Yankees lost Major League service time for military service in World War II, the Korean War or Vietnam.



Phil Rizzuto is one of 41 Yankees that lost Major League service time between 1941 and 1968.

Rich Beck	1967
Norm Branch	1943-45
Bobby Brown	1952-54
Tommy Byrne	1944-45
Tommy Carroll	1958
Spud Chandler	1944-45
Jerry Coleman	1952-53
Bill Dickey	1944-45
Joe DiMaggio	1943-45
Frank Fernandez	1967
Whitey Ford	1951-52
Joe Gordon	1944-45
Randy Gumpert	1943-45
Buddy Hasset	1943-45
Mike Hegan	1967
Rollie Hemsley	1945
Tommy Henrich	1943-45
Billy Johnson	1944-46
Jerry Kenney	1968
Tony Kubek	1962
Al Lyons	1945
Hank Majeski	1943-45
Billy Martin	1954-55
Tom Morgan	1952-53
Ross Moschitto	1966
Bobby Murcer	1967-68
Steve Peck	1942-45

Randy Winn	2010
Dewayne Wise	2012
Jay Witasick	2001
Mickey Wittek*	1949
Mike Witt	1990-91, '93
Ed Whitson*	1922-25
Mark Wohlers	2001
Asher Wojciechowski	2021
Wilbert "Barney" Wolfe*	1903-04
Harry Wolter*	1910-13
Harry Wolverton*	1912
Dooley Womack	1966-68
Tony Womack	2005
Kerry Wood	2010
Gene Woodling*	1949-54
Ron Woods	1969-71
Dick Woodson	1974
Hank Workman*	1950
Chase Wright	2007
Jaret Wright	2005-06
Ken Wright*	1974
Yats Wuestling*	1930
John Wyatt*	1968
Butch Wynegar	1982-86
Jimmy Wynn*	1977

Mel Queen	1945-46
Phil Rizzuto	1943-45
Aaron Robinson	1944
Red Ruffing	1943-44
Marius Russo	1944-45
Ken Sears	1944-45
George Selkirk	1943-45
Ken Silvestri	1942-45
Charley Stanceu	1943-44
Johnny Sturm	1942-45
Jake Wade	1945
Roy Weatherly	1944-45
Bob Wiesler*	1951-52
Butch Wensloff	1945-46

World War I Service

According to Marty Appel's book *Pinstripe Empire*, the following Yankees went into the armed forces in WWI: Walter Bernhardt, Neil Brady, Alex Ferguson, Ray Fisher, Frank Kane, Bill Lamar, Bob McGraw, Ed Monroe, Wally Pipp, Muddy Ruel, Bob Shawkey, Walt Smallwood, Sammy Vick and Aaron Ward.

Future Yankees who served in WWI included Carl Mays, Mike McNally, Herb Pennock, Urban Shocker, Ernie Shore and Casey Stengel. Former Yankees Les Nunamaker and Fritz Maisel also served in the "Great War."

Additional research shows that Tom Burr, a Chicago native who attended Choate Prep in Connecticut and Williams College, is the only Yankee to have been killed in military service. He was a defensive replacement for the Yankees in one game on April 21, 1914 vs. Washington in his only Major League appearance. He was killed in an air training accident on Oct. 12, 1918, in Cazaux, France at age 24.

X (0)

Y (10)

Miguel Yajure	2020
Ed Yarnall	1999-2000
Kirby Yates	2016
Joe Yeager*	1905-06
Jim Yorck	1976
Kevin Youkilis	2013
Chris Young	2014-15
Curt Young	1992
Eric Young Jr.	2016
Ralph Young*	1913

Z (9)

Tom Zachary*	1928-30
Mike Zagurski	2013
Jack Zalusky*	1903
George Zeber*	1977-78
Rollie Zeider*	1913
Todd Zeile	2003
Guy Zinn*	1911-12
Bill Zuber*	1943-46
Paul Zuvella	1986-87



Managers Roster

Through the 2024 season, there have been 33 managers in franchise history. (* = Deceased)

Yogi Berra* (Note below)	1964-84-85
Aaron Boone	2018-24
Frank Chance*	1913-14
Hal Chase*	1910-11
Bucky Dent	1989-90
Bill Dickey*	1946
"Wild" Bill Donovan	1915-17
Norman "Kid" Elberfeld*	1908
Art Fletcher*	1929
Joe Girardi	2008-17
Dallas Green*	1989
Clark Griffith*	1903-08
Bucky Harris*	1947-48
Ralph Houk*	1961-63, '66-73
Dick Howser*	1980
Miller Huggins*	1918-29
Johnny Keane*	1965-66
Clyde King*	1982
Bob Lemon* (Note below), 1978-79, 81-82	
Billy Martin*	1975-78, '79, '83, '85, '88
Joe McCarthy*	1931-46
Stump Merrill	1990-91
Gene Michael*	1981, '82
Johnny Neun*	1946
Roger Peckinpaugh*	1914
Lou Piniella	1986-87, '88
Bob Shawkey*	1930
Buck Showalter	1992-95
George Stallings*	1909-10
Casey Stengel*	1949-60
Joe Torre	1996-2007
Bill Virdon*	1974-75
Harry Wolvortson*	1912

Note: Berra (1972) & Lemon (1976) are the only Yankees managers to take the post after already being elected to the Hall of Fame.

OLDEST LIVING YANKEES

As of February 1, 2025, available records indicate that the oldest living former Yankees players are:

Player	Date of Birth
Art Schallcock	4/25/1924
Bobby Shantz	9/26/1925
Billy Hunter	6/4/1928
Zach Monroe	7/8/1931
Fred Kipp	10/1/1931
Gary Blaylock	10/11/1931
Johnny James	7/23/1933
Pedro Ramos	4/28/1935
Felipe Alou	5/12/1935
Bobby Richardson	8/19/1935
Tony Kubek	10/12/1935

Coaches Roster

Available records indicate that 139 individuals have served on the Yankees' coaching staff at the Major League level. (* = Deceased)

Neil Allen	2005	Joe Girardi	2005	Charley O'Leary*	1920-30
Joe Altobelli*	1981-82, 1986	Jimmy Gleeson*	1964	Tony Peña	2006-17
Brad Ausmus*	2024	Ron Guidry	2006-07	Jeff Pentland	2015
Loren Babe*	1967	Randy Gumpert*	1957	Joe Pepitone*	1982
Josh Bard	2018-19	Mike Harkey	2008-13, '16-24	Cy Perkins*	1932-33
Vern Benson*	1965-66	Jim Hegan*	1960-73, '79-80	P.J. Pilittere	2018-21
Yogi Berra*	1963, '76-83	Tommy Henrich*	1951	Lou Piniella	1984-85
Matt Blake	2020-24	Marc Hill	1991	Willie Randolph	1994-2004
Larry Bowa	2006-07	Doug Holmquist*	1984-85	Pat Roessler	2024
Clete Boyer*	1988, '92-94	Willie Horton	1985	Luis Rojas	2022-24
Cloyd Boyer*	1975, 1977	Ralph Houk*	1953-54, '58-60	Red Rolfe*	1946
Jason Brown	2018-19	Elston Howard*	1969-79	Frank Roth*	1921-22
Jimmy Burke*	1931-33	Frank Howard*	1989, '91-93	Larry Rothschild	2011-19
Brian Butterfield	1994-95	Dick Howser*	1969-78	James Rowson	2024
Jose Cardenal	1996-99	Mick Kelleher	2009-14	Johnny Sain*	1961-63
Sean Casey	2023	Charlie Keller*	1957, 1959	Germany Schaefer*	1916
Chris Chambliss	1988, '96-2000	Joe Kerrigan	2006-07	Paul Schreiber*	1942-45
Travis Chapman	2022-24	Clyde King*	1978, '81-82, '88	John Schulte*	1934-48
Tony Cloninger*	1992-2001	Charlie Lau*	1979-81	Joe Sewell*	1934-35
Alan Cockrell	2015-17	Dillon Lawson	2022-23	Bob Shawkey*	1929
Earle Combs*	1936-44	Bob Lemon*	1976	Glenn Sherlock	1995
Mark Connor	1984-85, '86-87, '90-93	Dale Long*	1963	Buck Showalter	1990-91
Billy Connors*	1989-90, '94-95, 2000	Kevin Long	2007-14	Luis Sojo	2004-05
Nardi Contreras	1995	Eddie Lopat*	1960	Joe Sparks	1990
Pat Corrales*	1989	Mickey Mantle*	1970	John Stearns*	1989
John Corriden*	1947-48	Harry Mathews*	1929	Mel Stottlemyre*	1996-2005
Bobby Cox	1977	Don Mattingly	2004-07	Champ Summers*	1989-90
Frank Crossetti*	1946-68	Lee Mazzilli	2000-03, '06	Tanner Swanson	2020-24
Tom Daly*	1914	Jerry McNertney	1984	Marcus Thames	2016-21
Ellis "Cot" Deal*	1965	Bobby Meacham	2008	Rob Thomson	2008-17
Gary Denbo	2001	Carlos Mendoza	2018-23	Jeff Torborg*	1979-88
Bill Dickey*	1949-57, '60	Fred Merkle	1925-26	Earl Torgeson*	1961
Rick Down*	1993-95, 2002-03	Stump Merrill	1985-87	Gary Tuck	1997-99, 2003-04, '14-15
Chuck Dressen*	1947-48	Hensley Meulens	2022	Jim Turner*	1949-59, '66-73
Desi Druschel	2022-24	Russ "Monk" Meyer*	1992	Mickey Vernon*	1982
Casey Dykes	2022-24	Gene Michael*	1976, '78, '84-86, '88-89	Jerry Walker	1981-82
Dave Eiland	2008-10	George Mitterwald	1988	Lee Walls*	1983
Lee Elia	1989	Bill Monbouquette*	1985-86	Jay Ward*	1987
Sammy Ellis*	1982-84, '86	Rich Monteleone	2002-04	Roy White	1983-84, '86, 2004-05
Joe Espada	2015-17	Tom Morgan*	1979	Brad Wilkerson	2023
Darrell Evans	1990	Wally Moses*	1961-62, '66	Stan Williams*	1980-82, '87-88
Duke Farrell*	1909, '11, '15-17	Ed Napoleon*	1992-93	Reggie Willits	2018-21
Mike Ferraro*	1979-82, '87-91	Graig Nettles	1991	George Wiltse*	1925
Art Fletcher*	1927-45	Johnny Neun*	1944-46	Mel Wright*	1974-75
Whitey Ford*	1964, '68, '74-75	Phil Nevin	2018-2021	Don Zimmer*	1983, '86, '96-03
Art Fowler*	1977-79, '83, '88	Tom Nieto	2000-02		
Charlie Fox*	1989	Paddy O'Connor*	1918-19		

PASSINGS SINCE LAST PUBLICATION

NY Yankees & Coaches

Doug Bird	Don Gullet	Fritz Peterson
Rocky Colavito	Rickey Henderson	Lenny Randle
Bud Daley	Ken Holtzman	Luis Tiant
Mike Ferraro	Rudy May	Jeff Torborg

Execs. & Friends


Joe Carrieri
Rachel Minaya
Cathy Tusiano

Yankees Captains

The function of a team captain in baseball has changed over time. Early 20th century baseball rules required teams to designate an active, uniformed player as captain to do many things a modern-day manager typically would take care of, such as changing pitchers, positioning fielders and arguing with umpires. Non-playing managers at that time were limited to directing players from within the confines of the dugout. By the mid-1910s, however, managers assumed the modern responsibilities they have today, and the designation of captain became largely ceremonial. (Please note that extensive research efforts have not uncovered if the Yankees had a captain in 1912. Additionally, Everett Scott filled the role of captain during the 1922 and 1923 World Series).

1. Clark Griffith	1903-05	11. Graig Nettles	1/29/1982-3/30/1984
2. Norman "Kid" Elberfeld	1906-08	12. Willie Randolph	3/4/1986-10/2/1988
3. Willie Keeler	1909	13. Ron Guidry	3/4/1986-7/12/1989
4. Hal Chase	1910-11	14. Don Mattingly	2/28/1991-1995
5. Frank Chance	start 1913 - midseason	15. Derek Jeter	6/3/2003-2014
6. Rollie Zeider	midseason 1913 - end of season	16. AARON JUDGE	12/21/2022-PRESENT
7. Roger Peckinpaugh	1914-21		
8. Babe Ruth	3/13/1922-5/25/1922*		
9. Lou Gehrig	4/12/1935-1939		
10. Thurman Munson	4/17/1976-8/2/1979		

*Did not play in the team's first 33 games of the season. Was an active captain for just six total games from 5/20-25/1922.



Roger Peckinpaugh, who also managed the club in 1914, was the second-longest serving captain in team history.



All-Time Numerical Roster

In 1929, the New York Yankees and Cleveland Indians became the first teams to make numbers a permanent part of the uniform. Other teams quickly adopted the idea and, by 1932, uniform numbers became standard for all teams. The Yankees' initial distribution of numbers was made according to the player's spot in the batting order. Therefore, in 1929, leadoff hitter Earle Combs wore No. 1; Mark Koenig No. 2; Babe Ruth No. 3; Lou Gehrig No. 4; Bob Meusel No. 5; Tony Lazzeri No. 6; Leo Durocher No. 7; Johnny Grabowski No. 8; Benny Bengough No. 9; and Bill Dickey No. 10 (Grabowski, Bengough and Dickey shared catching duties). After some exhaustive research, the Yankees' Media Relations staff compiled the following list of Yankees uniform numbers.

The list represents uniform numbers worn by coaches (c), managers (m) and players who officially appeared in a regular season game. **Yankees retired numbers are denoted in boldface text.**



Yogi Berra (No. 8) congratulates Roger Maris on hitting his 61st home run on Oct. 1, 1961.

O

Adam Ottavino	2019-20
Domingo Germán	2023
Marcus Stroman	2024

1

Earle Combs	1929-35
George Selkirk	1934
Roy Johnson	1936
Frank Crosetti	1937-44
Tuck Stainback	1944
Snuffy Stirrweiss	1945-50
Billy Martin	1951-57
Bobby Richardson	1958-66
Bobby Murcer	1967-74
Billy Martin (m)	1975-79
	'83, '85, '88

2

Mark Koening	1929-30
Yos Wuestling	1930
Joe Sewell	1931
Lyn Lary	1931-34
Red Rolfe	1934-42
Snuffy Stettinwiss	1943-44
Frank Crosetti	1945-46
Frank Crosetti (c)	1947-68
Jerry Kenney	1969-72
Matty Alou	1973
Sandy Alomar	1974-76
Paul Blair	1977-79
Darryl Jones	1979
Bobby Murcer	1979-83
Tim Foli	1984
Dale Berra	1985-86
Wayne Tolleson	1986-90
Graig Nettles (c)	1991
Mike Gallego	1992-94
Derek Jeter	1995-2014



Derek Jeter wore No. 2 for his entire career.

3

Babe Ruth 1929-34
George Selkirk 1935-42
Bud Metheny 1943-46

Eddie Bockman	1946
Roy Weatherly	1946
Allie Clark	1947
Frank Colman	1947
Cliff Mapes	1948

4

Lou Gehrig 1929-39

5

Bob Meusel 1929
Tony Lazzeri 1930-31
Frank Crosetti 1932-36
Nolen Richardson 1935
Joe DiMaggio ... 1937-42, '46-51
Nick Etten 1943-45

6

Tony Lazzeri	1929, 1934-37
Dusty Cooke	1930-31
Ben Chapman	1932-33
Joe Gordon	1938-43, 46
Don Savage	1944-45
Bobby Brown	1947-52
Mickey Mantle	1951
Amy Carey	1952-60
Deron Johnson	1961
Clete Boyer	1961-66
Charley Smith	1967-68
Roy White	1969-79
Ken Griffey, Sr.	1982
Roy White (C)	1983-84, 86
Mike Pagliarulo	1985
Rick Cerone	1987
Clark Clark	1988
Clete Boyer (C)	1988, 1992-94
Steve Sax	1989-91
Tony Fernandez	1995
Joe Torre (M)	1996-2007

7

Leo Durocher	1929
Ben Chapman - 1930-31, 34-36	
Jack Saltzgaver	1932
Tony Lazzeri	1933
Jake Powell	1936-38
Tommy Henrich	1939-42
Mke Chartak	1940
Roy Cullenbine	1942
Billy Johnson	1943
Oscar Grimes	1944-46
Bobby Brown	1946
Chuck Dressen (c)	1947-48
Cliff Mapes	1949-51
Bob Cerv	1951
Mickey Mantle	1951-68
Mickey Mantle (c)	1970

8

Johnny Grabowski.....1929
Bill Dickey **1930-43**
 Johnny Lindell 1944-45
 Aaron Robinson 1945, '47
 Frank Colman.....1946
Bill Dickey (m) **1946**

Yogi Berra 1948-63

Yogi Berra (c) . . . 1963, '76-83
Yogi Berra (m) . . . 1964, '84-85

9

Benny Boughough	1929
Bubbles Hargrave	1930
Cy Perkins	1931
Art Jorgens	1932-35
Joe Glenn	1933
Joe DiMaggio	1936
Myrl Hoag	1937-38
Charlie Keller	1939-43, 45, 49
Ed Levy	1944
Tuck Steinback	1944
Hersh Martin	1944-45
Nick Eiten	1946
George McQuinn	1947-48
Dick Wakefield	1950
Hank Workman	1950
Jim Briedeweser	1951
Bobby Brown	1951
Hank Bauer	1952-59
Roger Maris	1960-66
Steve Whitaker	1968
Dick Simpson	1969
Ron Woods	1969-71
Grain Nettles	1973-82

10

Bill Dickey.....	1929
Benny Bengough.....	1930
Art Jorgens.....	1931
Tony Rensa.....	1933
George Pipgras.....	1932-33
Don Heffner.....	1934-37
Bill Knickerbocker.....	1938-40
Phil Rizzuto.....1941-42, '46-56	
Roy Weatherly.....	1943
Mike Garbark.....	1944-45
Tony Kubek.....	1958-65
Dick Howser.....	1967-68
Frank Fernandez.....	1969
Danny Cater.....	1970-71
Celerino Sanchez.....	1972-73
Chris Chambliss.....	1974-79
Rick Chorne.....	1980-84

11

Herb Pennock	1929
Ownee Carroll	1930
Waite Hoyt	1930
Lefty Gomez	1932-42
Tommy Byrne	1943
Bob Collins	1944
Joe Page	1945-50
Johnny Sain	1951-55
Jerry Lumpe	1956-59
Hector Lopez	1959-66
Bill Robinson	1967-69
Danny Walton	1971
Bernie Allen	1972-73
Fred Stanley	1973-80
Sandy Alomar	1974

Gene Michael (m)	1981-82
Jeff Torborg (c)	1983
Toby Harrah	1984
Billy Sample	1985
Gary Roenicke	1986
Lenn Sakata	1987
Don Slaughter	1988-89
Rick Ceronie	1990
Chuck Showler (c)	1991
Chuck Showler (m)	1992-95
Dwight Gooden	1996-97
Chuck Knoblauch	1998-2001
Chris Widger	2002
Erick Almonte	2003
David Dellucci	2003
Curtis Pride	2003
Gary Sheffeld	2004-06
Doug Mientkiewicz	2007
Morgan Ensberg	2008
Brett Gardner	2008-21
Anthony Volpe	2023-24

12

Waite Hoyt	1929
George Pigraas	1930-31
Herb Pennock	1932-33
Jack Saltzgeber	1934-37
Babe Dahlgren	1938-40
Buddy Rosar	1941-42
Oscar Grimes	1943
Mike Milosevich	1944
Joe Buzas	1945
Charlie Keller	1945-49
Ralph Buxton	1949
Billy Martin	1950
Gil McDougald	1951-60
Billy Gardner	1961-62
Mike Hegan	1964
Phil Linz	1965
Ruben Amaro, Sr.	1966-68
Billy Cowan	1969
Ron Blomberg	1969, 71-77
Jim Spencer	1978-81
Dave Revering	1981-82
Roy Smalley	1983-84
Ron Hassey	1985-86
Joel Skinner	1986-88
Tom Brookens	1989
Alvaro Espinoza	1990
Jim Leyritz	1990-92, 99
Torey Lovullo	1991
Carlos Rodriguez	1991
Wade Boggs	1993-97
Roger Clemens	1999
Denny Neagle	2000
Clay Bellinger	2001
Alfonso Soriano	2002-03, 13-14
Kenny Lofton	2004
Tony Womack	2005
Andy Phillips	2006-07
Kevin Thompson	2007
Alberto Gonzalez	2008
Ivan Rodriguez	2008
Cody Ransom	2009



Thurman Munson's No. 15 was retired in 1979.

Josh Towers	2009
Eduardo Nunez	2010
Eric Chavez	2011-12
Vernon Wells	2013
Chase Headley	2014-17
Tyler Wade	2018
Troy Tulowitzki	2019
Rougned Odor	2021
Isiah Kiner-Falefa	2022-23
Trent Grisham	2024

13

Cliff Mapes	1948
Curt Blefary	1970-71
Walt Williams	1974-75
Bobby Brown	1980-81
Keith Smith	1985
Mike Pagliaro	1986-89
Mike Blowers	1989
Alvaro Espinoza	1990
Torey Lovullo	1991
Gerald Williams	1992
Jim Leyritz	1993-96, 99-2000
Charlie Hayes	1997
Willie Banks	1998
Mike Figga	1998-99
Jeff Manto	1999
Jose Vizcaino	2000
Michael Coleman	2001
Lee Mazzilli (c)	2002
Antonio Osuna	2003
Alex Rodriguez	2004-13, '15-16
Joey Gallo	2021-22
Jazz Chisholm Jr.	2024

14

George Pipgras	1929
Hank Johnson	1930-31
Ed Wells	1932
Russ Van Atta	1933-35
Bump Hadley	1936-40
Jerry Priddy	1941-42
Butch Wensloff	1943
Monk Dubiel	1944-45
Cuddles Marshall	1946
Rugger Ardizio	1947
Ted Sepkowitz	1947
Lonny Frey	1947-48
Gene Woodling	1949-54
Bill "Moose" Skowron	1955-62
Harry Bright	1963-64
Pedro Ramos	1964-66
Jerry Kenney	1967
Bobby Cox	1968-69
Ron Swoboda	1971-73
Lou Piniella	1974-84
Lou Piniella (c)	1984-85
Lou Piniella (m)	1986-88
Mike Blowers	1991

Pat Kelly	1991-97
Hideki Irabu	1998-99
Wilson Delgado	2000
Luis Sojo	2000
Joe Oliver	2001
Enrique Wilson	2001-04
Robinson Cano	2005
Russ Johnson	2005
Andy Phillips	2005
Miguel Cairo	2006
Kevin Thompson	2007
Matt DeSalvo	2007
Wilson Betemit	2007-08
Angel Berroa	2009
Eric Hinske	2009
Curtis Granderson	2010-13
Brian Roberts	2014
Martin Prado	2014
Stephen Drew	2015
Starlin Castro	2016-17
Neil Walker	2018
Tyler Wade	2019-21
Marwin Gonzalez	2022
Jahmai Jones	2024

15

Hank Johnson	1929
Art Jorgens	1929
Roy Sherid	1930-31
Red Ruffing	1932-42, '46
Hank Borowoy	1943-45
Tommy Henrich	1946-50
Tommy Henrich (c)	1951
Archie Wilson	1952
Joe Collins	1953-57
Jim Pisoni	1959-60
Jack Reed	1961
Tom Tresh	1961-69

Thurman Munson ... 1969-79

16

Tom Zachary	1929-30
Herb Pennock	1930-31
Gordon Rhodes	1932
Wilcy Moore	1932-33
Jimmie DeShong	1934-35
Monte Pearson	1936-40
Johnny Lindell	1941
Tuck Stainback	1942-43
Joe Page	1944
Mel Queen	1944
Herb Crompton	1945
Bill Bevens	1946-47
Ernie Nevel	1950
Whitey Ford	1953-67
Whitey Ford (c) ...	1964, '68, '74-75

17

Fred Heimach	1929
Ed Wells	1930-31
Hank Johnson	1932
Danny MacFayden	1932-34
Jumbo Brown	1935-36
Tommy Henrich	1938-39
Jake Powell	1939-40
Buster Mills	1940
Charley Stanceu	1941
Ed Levy	1942
Bill Zuber	1943-46
Mel Queen	1946-47
Vic Raschi	1947-53
Enos Slaughter	1954-59
Bobby Richardson	1955-56
Elmer Valo	1960
Bob Cerv	1960-62
Lee Thomas	1961
Bobby Murcer	1965-66
Tom Shopay	1967
Gene Michael	1968-74
Mickey Rivers	1976-79
Oscar Gamble	1979-84



Oscar Gamble wore No. 17 from 1979-84.

Victor Mata	1985
Mike Easler	1986-87
Paul Zuvella	1987
Rafael Santana	1988
Bucky Dent (m)	1989
Claudell Washington	1990
Scott Luscader	1991
Pat Sheridan	1991
Andy Stankiewicz	1992
Spike Owen	1993
Luis Polonia	1994-95
Ruben Rivera	1995
Kenny Rogers	1996-97
Dale Sveum	1998
Ricky Ledee	1999-2000
Dwight Gooden	2000
Darren Bragg	2001
Gerald Williams	2001-02
Alex Arias	2002
John Flaherty	2003-05
Nick Green	2006
Chris Basak	2007
Jeff Karstens	2007
Shelley Duncan	2007-08
Justin Christian	2008
Steven Jackson	2009
Kevin Cash	2009
Jerry Hairston, Jr.	2009
Chad Moeller	2010
Lance Berkman	2010
Francisco Cervelli	2011
Jayson Nix	2012-13
Brendan Ryan	2014-15
Ronald Torreyes	2016
Matt Holliday	2017
Aaron Boone (m)	2018-24

18

Wilcy Moore	1929
Bill Werber	1930
Lou McEvoy	1930
Tom Zachary	1930

Red Ruffing	1931
Johnny Allen	1932-35
Art Jorgens	1936-39
Steve Peek	1941
Johnny Lindell	1942-43
Johnny Johnson	1944
Tuck Stainback	1945
Randy Gumpert	1946-48
Bob Porterfield	1948-50
Jack Kramer	1951
Bob Muncief	1951
Jim McDonald	1952-54
Don Larsen	1955-59
Eli Grba	1960
Fred Kipp	1960
Hal Reniff	1961-67
Steve Barber	1967-68
Mike Kekich	1969-73
Dave Pagan	1973
Mike Hegan	1973-74
Larry Murray	1974
Dave Bergman	1975
Tippy Martinez	1976
Eliot Hendricks	1976-77
Dennis Sherrill	1978
Brian Doyle	1979-80
Larry Milbourne	1981-82
Mike Patterson	1982
Rodney Scott	1982
Andre Robertson	1982-85
Claudell Washington	1986-88
Jamie Quirk	1989
Deion Sanders	1989
Randy Velarde	1989-95
Mariano Duncan	1996-97
Andy Fox	1997
Mike Stanley	1997
Scott Brosius	1998-2001
Marcus Thames	2002
Jeff Weaver	2002-03
Homer Bush	2004
John Olerud	2004
Bubba Crosby	2005
Andy Phillips	2005
Johnny Damon	2006-09
Chad Moeller	2010
Andrew Jones	2011
Hiroki Kuroda	2012-14
Didi Gregorius	2015-19
Rougned Odor	2021
Andrew Benintendi	2022

19

Ed Wells	1929
Harry Rice	1930
Gordon Rhodes	1930-31
Lefty Weinert	1931
Jumbo Brown	1932-33
Johnny Murphy	1934-41, '43, '46
Hersh Martin	1944
Larry Rosenthal	1944
Ken Holcombe	1945
Karl Drews	1947-48
Dick Starr	1948
Cuddles Marshall	1949
Whitey Ford	1950
Bob Porterfield	1951
Spec Shea	1951
Ray Scarborough	1953
Harry Byrd	1954
Bob Turley	1955-62
Stan Williams	1963-64
Bob Friend	1966
Fritz Peterson	1967-74
Dick Tidrow	1974-79
Rick Anderson	1979
Brad Gulden	1980
Dave Righetti	1981-90
Dion James	1992-93
Kevin Elster	1994
Bobby Ojeda	1994
Jack McDowell	1995
Luis Sojo	1996-2001
Luis Polonia	2000
Roberto Kelly	2000

Robin Ventura	2002-03
Aaron Boone	2003
Al Leiter	2005
Bubba Crosby	2004-06
Chris Basak	2007
Kevin Thompson	2007
Tyler Clippard	2007
Chad Moeller	2008
Ramiro Pena	2009-11
Chris Stewart	2012-13
Masahiro Tanaka	2014-20
Jon Berti	2024

20

Myles Thomas	1929
Julie Wera	1929
Leif Gomez	1931
Charlie Devens	1932-33
Johnny Murphy	1932
Don Brennan	1933
Burleigh Grimes	1934
Floyd Newkirk	1934
Harry Smythe	1934
Johnny Broaca	1935-37
Kemp Wicker	1937-38
Oral Hildebrand	1939-40
Ernie "Tiny" Bonham	1940-46
Spec Shea	1947-49, '51
Art Schallcock	1951-52
Willy Miranda	1953-54
Billy Hunter	1955-56
Marv Throneberry	1958-59
Joe DeMaestri	1960-61
Bill Kunkel	1963
Horace Clarke	1965-74
Ed Brinkman	1975
Eddie Leon	1975
Mickey Klutts	1976
Bucky Dent	1977-82
Edwin Rodriguez	1982
Rowland Office	1983
Bobby Meacham	1983-88
Keith Smith	1984
Alvaro Espinoza	1989-91
Bucky Dent (m)	1990
Mike Stanley	1992-95, '97
Mike Aldrete	1996
Robert Enshorn	1996
Jorge Posada	1997-2011

21

George Burns	1929
Gordon Rhodes	1929-31
Red Ruffing	1930
Joe Sewell	1932-33
John Schulte (c)	1934
Pat Malone	1935-37
Spud Chandler	1938-44, '46, '47



Spud Chandler wore No. 21 from 1938-44 and '46-47.

Johnny Cooney	1944
Bill Bevens	1944-45
Cuddles Marshall	1948
Fred Sanford	1949-50
Bob Kuzawa	1951-54
Jim Konstanty	1954-56
Sonny Dixon	1956
Ralph Terry	1956-57
Sal Maglie	1957-58
Virgil Trucks	1958
Tex Clevenger	1962
Johnny Keane (m)	1965-66
Roy White	1968
Jim Lytle	1969
Nate Oliver	1969
Frank Tepedino	1970-71
Rusty Torres	1971-72
Bill Virdon (c)	1974-75
Cloyd Boyer (c)	1975, '77
Bob Lemon (c)	1976
Jay Johnstone	1978
Bob Lemon (m)	1978-79, '81-82
Eric Soderholm	1980
Steve Kemp	1983-84
Dan Pasqua	1985-87
Jose Cruz	1988
Ken Phelps	1988-89
Hal Morris	1989
Mike Blowers	1990
Kevin Maas	1990
Deion Sanders	1990
Scott Sanderson	1991-92
Paul O'Neill	1993-2001
LaTroy Hawkins	2008

22

Gene Robertson	1929
Lefty Gomez	1930
Ivy Andrews	1931
Doc Farrell	1932-33
Vito Tamulis	1934-35
Bob Seeds	1936
Tommy Henrich	1937
Roy Johnson	1937
Joe Beggs	1938
Mel Queen	1942
Marius Russo	1939-43
Russerry	1944
Bill Drescher	1944
Paul Waner	1945
Red Ruffing	1945-46
Allie Reynolds	1947-54
Mickey McDermott	1956
Darrell Johnson	1958
Gary Blaylock	1959
Jim Bronstad	1959
Billy Short	1960
Bill Stafford	1960-65
Fred Talbot	1966-69
Jack Aker	1969-72
Ron Klimkowski	1972
Hal Lanier	1973
Jim Mason	1974-76
Gil Patterson	1977
Bobby Brown	1979
Ruppert Jones	1980
Jerry Humphrey	1981-83
Omar Moreno	1983-85
Mike Fischlin	1986
Gary Ward	1987-89
Hal Morris	1989
Luis Polonia	1989-90
Mike Witt	1990
Stump Merrill (m)	1991
Scott Kamieniecki	1992
Jimmy Key	1993-96
Jorge Posada	1997
Mark Whiten	1997
Homer Bush	1998
Tony Tarasco	1999
Roger Clemens	1999-2003, '07
Jon Lieber	2004
Robinson Cano	2005-06
LaTroy Hawkins	2008
Xavier Nady	2008-09

Randy Winn	2010
Chad Huffman	2010
Colin Curtis	2010
Brian Gordon	2011
Aaron Laffey	2011
Greg Golson	2011
Andruw Jones	2012
Brennan Boesch	2013
Thomas Neal	2013
Travis Ishikawa	2013
Vernon Wells	2013
Jacoby Ellsbury	2014-17
Jordy Mercer	2020
Greg Allen	2021
Harrison Bader	2022-23
Juan Soto	2024

23

Tony Lazzeri	1932
Dick Kryhoski	1949
Fenton Mole	1949
Archie Wilson	1951
Bill Miller	1952-54
Tommy Byrne	1954-57
Murry Dickson	1958
Ralph Terry	1959-64
Rich Beck	1965
Jim Breneman	1965
Billy Bryan	1966-67
Bob Tillman	1967
Elie Rodriguez	1968
Don Nottebart	1969
John Ellis	1969-72
Jerry Moses	1973
Alex Johnson	1974-75
Oscar Gamble	1976
Damaso Garcia	1978
Luis Tiant	1979-80
Barry Foote	1981-82
Don Zimmer (c)	1983
Don Mattingly	1984-95
Don Mattingly (c)	2004-07

24

Lyn Lary	1929-30
Jim Weaver	1931
Sammy Byrd	1932
Billy Werber	1933
Charlie Devens	1934
Steve Sundra	1936
Ivy Andrews	1937-38
Marv Breuer	1939-43
Al Lyons	1944
Paul Waner	1944
Steve Roser	1945
Billy Johnson	1946-51
Stubby Overmire	1951
Tom Gorman	1952-54
Ralph Branca	1954
Gerry Staley	1955-56
Al Cicotte	1957
Duke Maas	1958-60
Danny McDevitt	1961
Al Downing	1961-69
Ron Klimkowski	1970
Felipe Alou	1971-73
Otto Velez	1973-74, '76
Rick Bladt	1975
Mike Torrez	1977
Jimmy Wynn	1977
Mickey Klutts	1978
Gary Thomasson	1978
Dennis Werth	1979-81
Butch Hobson	1982
Lee Mazzilli	1982
Rickey Henderson	1985-89
Marcus Lawton	1989
Deion Sanders	1989
Mike Blowers	1990
Kevin Maas	1990-93
Russ Davis	1994-95



Tino Martinez wore No. 24 (1996-2001, '05).

Tino Martinez	1996-2001, '05
Sidney Ponson	2006
Robinson Cano	2007-13
Scott Sizemore	2014
Zoilo Almonte	2014
Chris Young	2014-15
Ike Davis	2016
Gary Sanchez	2017-21
Matt Carpenter	2022
Willie Calhoun	2023
Alex Verdugo	2024

25

Ben Paschal	1929
Jimmie Reese	1930
Sammy Byrd	1933-34
Jesse Hill	1935
Ted Kleinhaus	1936
Kemp Wicker	1936-37
Joe Vance	1937-38
Wes Ferrell	1938-39
Steve Sundra	1940
Eddie Kearse	1942
Aaron Robinson	1943
Al Gettel	1945-46
Ray Mack	1947
Butch Wensloff	1947
Hank Bauer	1948-51
Jackie Jensen	1952
Irv Noren	1952-56
Norm Siebm	1958-59
Kent Hadley	1960
Dale Long	1960
Jesse Gonder	1961
Joe Pepitone	1962-69
Pete Ward	1970
Len Boehmer	1971
Johnny Callison	1972-73
Bobby Bonds	1975
Grant Jackson	1976
Willie Randolph	1976
George Zeber	1977-78
Brian Doyle	1978
Tommy John	1979-82, '86-89
Stefan Weaver	1982
Don Baylor	1983-85
Greg Cadaret	1989-92
Jim Abbott	1993-94
Scott Bankhead	1995
Ruben Sierra	1995-96
Cecil Fielder	1996
Joe Girardi	1996-99
Lance Johnson	2000
Chris Turner	2000
Randy Velarde	2001
Jason Giambi	2002-08
Mark Teixeira	2009-16
Shane Robinson	2018
Gleyber Torres	2018-24



Cedric Durst	1929
Sammy Byrd	1930
Jimmie Reese	1931
Joe Glenn	1932, 35-38
George Uhle	1933-34
Johnny Broaca	1934
Buddy Rosar	1939-40
Ken Silvestri	1941
Ken Sears	1943
Steve Roser	1944, 46
Mike Milosevich	1945
Karl Drews	1946
Marius Russo	1946
Don Johnson	1947, '50
Hugh Casey	1949
Tom Ferrick	1950-51
Ernie Nevel	1951
Gus Triandos	1953-54
Ryne Duren	1958-61
Tex Clevenger	1961-62
Dale Long	1962-63
Archie Moore	1964-65
John Kennedy	1967
Mike Ferraro	1968
Jimmie Hall	1969
Ron Klimkowski	1969
Frank Baker	1970-71
Fernando Gonzalez	1974
Rich Coggins	1975-76
Jan Bernhardt	1976
Cesar Tovar	1976
Domingo Ramos	1978
Juan Beniquez	1979
Johnny Oates	1980-81
Shane Rawley	1982-84
John Montefusco	1985-86
Joe Niekro	1985-86
Ivan De Jesus	1986
Bryan Little	1986
Paul Zuvella	1986
Rick Rhoden	1987-88
Stan Jefferson	1989
Steve Kiefer	1989
Jimmy Jones	1989-90
Steve Farr	1991-93
Darryl Boston	1994
Kevin Elster	1995
Darryl Strawberry	1995
Andy Fox	1996-97
Homer Bush	1997
Scott Pose	1997
Rey Sanchez	1997, 2005
Shane Spencer	1998
Orlando Hernandez	1998-02, 04
Mark Bellhorn	2005
Sal Fasano	2006
Koyie Hill	2006
Terrence Long	2006
Wil Nieves	2006-07
Jose Molina	2007-09
Nick Johnson	2010
Kevin Russo	2010
Greg Golson	2010
Austin Kearns	2010
Eduardo Nunez	2011-13
Darnell McDonald	2012
Ramiro Pena	2012
Yanervis Solarte	2014
Chris Capuano	2014-15
Johnny Barbatto	2016
Chris Parmelee	2016
Tyler Austin	2016-18
Andrew McCutchen	2018
DJ LeMahieu	2019-24

Sammy Byrd	1929
Cedric Durst	1930
Joe Sewell	1931
Myril Hoag	1932
Dixie Walker	1933-36
Zack Taylor	1934
Blondy Ryan	1935

Joe Gallagher	1939
Lee Grissom	1940
Buster Mills	1940
Frenchy Bordagaray	1941
Rollie Hemley	1943-44
Russ Derry	1945
Johnny Lindell	1946-50
Lew Burdette	1950
Jackie Jensen	1951
Tom Morgan	1951
Jim Brideweger	1952-53
Bobby Brown	1954
Marlin Stuart	1954
Woodie Held	1954, '57
Bobby Del Greco	1957-58
Johnny James	1958
Jack Reed	1961-63
Duke Carmel	1965
Dick Schofield	1966
Tom Shopay	1967, '69
Jim Lytle	1970-71
Rich McKinney	1972
Elliott Maddox	1974-76
Marty Perez	1977
Dell Alston	1977-78
Jay Johnstone	1978-79
Brad Gulden	1979
Darryl Jones	1979
Bobby Murcer	1979
Paul Blair	1980
Aurelio Rodriguez	1980-81
Butch Wynegar	1982-86
Keith Hughes	1987
Mark Salas	1987
Neil Allen	1988
Mel Hall	1989-92
Bob Wickman	1993-96
Graeme Lloyd	1996-98
Tony Fossas	1999
Allen Watson	1999-2000
Rondell White	2002
Luis Sojo	2003
Todd Zeile	2003
Kevin Brown	2004-05
Kevin Reese	2006
Kevin Thompson	2006
Darrell Rasner	2007
Joe Girardi (m)	2008-09
Kevin Russo	2010
Colin Curtis	2010
Greg Golson	2010
Chris Dickerson	2011
Raul Ibanez	2012
Shawn Kelley	2013-14
Ramon Flores	2015
Austin Romine	2016-17
Giancarlo Stanton	2018-24

Liz Funk	1929
Art Jorgens	1930
Myril Hoag	1931, 34-36
Babe Dahlgren	1937
Frank Makosky	1937
Atley Donald	1938-45
Spud Chandler	1944-45
Hank Majeski	1946
Tommy Byrne	1946-51, '54
Bill Wright	1947
Tom Morgan	1951-52, '54-56
Charlie Keller	1952
Bill Renna	1953
Art Dittmar	1957-61
Bud Daley	1961-64
Gil Blanco	1965
Steve Whitaker	1966-67
Andy Kosco	1968
Ron Hansen	1970-71
Sparky Lyle	1972-78
Mike Griffin	1979
Bob Watson	1980-82
John Mayberry	1982
Steve Balboni	1983
Bill Monbouquette (c)	1985
Rod Scurry	1986

Henry Cotto	1987
Randy Velarde	1987-88
Jerry Royster	1987
Al Leiter	1988-89
Jesse Barfield	1989
Marcus Lawton	1989
Hensley Meulens	1989
Dale Mohoric	1989
Hal Morris	1989
Dave Eiland	1989, '91
Brian Dorsett	1990
Alan Mills	1990
Charlie Hayes	1992
Andy Stankiewicz	1993
Scott Kamieniecki	1993-96
Ruben Rivera	1996
Chad Curtis	1997-99
David Justice	2000-01
John Vander Wal	2002
Karim Garcia	2003
Charles Gipson	2003
Chris Latham	2003
Esteban Loaiza	2004
Ruben Sierra	2005
Melky Cabrera	2006-08
Jay Anthony Claggett	2009
Brett Tomko	2009
Shelley Duncan	2009
Joe Girardi (m)	2010-17
Austin Romine	2018-19
Corey Kluber	2021
Josh Donaldson	2022-23
Austin Wells	2024

Bob Shawkey (c)	1929
Lou McEvoy	1930
Bob Shawkey (m)	1930
Sammy Byrd	1931
Art Fletcher (c)	1932-39
George Washburn	1941
Oscar Grimes	1943
Bill Drescher	1945-46
Steve Souchock	1946
Charley Stanceu	1946
Johnny Lucadello	1947
Sherm Lollar	1947-48
Charlie Silveira	1949-56
Bobby Richardson	1957
Fritz Brickell	1958-59
Hal Stowe	1960
Duke Maas	1961
Earl Torgeson (c)	1961
Hal Brown	1962
Harry Bright	1963
Tom Metcalf	1963
Mike Jurewicz	1965
Bobby Tiefenauer	1965
Bill Henry	1966
Rocky Colavito	1968
Mike McCormick	1970
Jim Hardin	1971
Wade Blasingame	1972
Casey Cox	1973
Sam McDowell	1973
Tom Buskey	1973-74
Dick Woodson	1974
Catfish Hunter	1975-79
Dave Collins	1982
Bob Shirley	1983-87
Al Holland	1987
Paul Zuvella	1987
Randy Velarde	1987-88
Luis Aguilar	1988
Dave LaPoint	1989
Jesse Barfield	1989-92
Mike Humphreys	1993
Ron Anderson	1993
Gerald Williams	1994-96
Ricky Bones	1996
Mike Stanton	1997-2002, '05
Bubba Trammell	2003
Tony Clark	2004
Felix Escalona	2005
Tim Redding	2005

Octavio Dotel	2006
Kei Igawa	2007-08
Xavier Nady	2008
Cody Ransom	2008
Juan Miranda	2009
Francisco Cervelli	2009-10, 13-14
Rafael Soriano	2011-12
David Carpenter	2015
Dustin Ackley	2016
Tyler Clippard	2016-17
Todd Frazier	2017
Brandon Drury	2018
Adeiny Hechavarria	2018
Gio Urshela	2019-21
Ronald Guzman	2022
Zach McAllister	2023
Clayton Beeter	2024

Bots Nekola	1929
Gordon Rhodes	1929
Art Fletcher (c)	1930-31
Jimmy Burke (c)	1932
Cy Perkins (c)	1933
Joe Sewell (c)	1934-35
Earle Combs (c)	1936-39
Mike Chartak	1940
Norm Branch	1941-42
Jim Turner	1942-45
Bill Wright	1946
Dick Starr	1947
Ed Lopat	1948-55



Eddie Lopat wore No. 30 from 1948-55.

Rip Coleman	1955-56
Bobby Shantz	1957-60
Marshall Bridges	1962-63
Mel Stottlemyre	1964-74
Willie Randolph	1976-88
Bucky Dent (m)	1989
Willie Randolph (c)	1994-2004
Cory Lidle	2006
Matt Smith	2006
Scott Patterson	2008
Nathan Eovaldi	2015-16
Pete Kozma	2017
Rob Refsnyder	2017
Giovanny Gallegos	2017
Ronald Herrera	2017
Clint Frazier	2017
David Robertson	2008-14, '17-18
Edwin Encarnacion	2019
Thairo Estrada	2019
Jay Bruce	2021
Joely Rodriguez	2021
Miguel Castro	2022
Greg Allen	2023
Luke Weaver	2023-24

Roy Sherid	1929
------------	------



Charles O'Leary (c)	1930
Jimmy Burke (c)	1931, 33
Cy Perkins (c)	1932
John Schulte (c)	1935-39
Art Fletcher (c)	1940-45
Red Rolfe (c)	1946
John Corriden (c)	1947-48
Jim Turner (c)	1949-59, 66-73
Johnny Sain (c)	1961-63
Jim Gleason (c)	1964
Cot Deal (c)	1965
Mel Wright (c)	1974-75
Ed Figueroa	1976-80
Dave Winfield	1981-90
Brian Dorsett	1990
Hensley Meulens	1990-91, '93
Mike Humphreys	1992
Bob Wickman	1992
Frank Tanana	1993
Xavier Hernandez	1994
Brian Boehringer	1995
Tim Lincecum	1996-98
Dan Naulty	1999
Ben Ford	2000
Glenallen Hill	2000
Lance Johnson	2000
Steve Karsay	2002-05
Jason Anderson	2005
Aaron Small	2005
Jose Veras	2006
Josh Phelps	2007
Edwar Ramirez	2007
Ian Kennedy	2008
Michael Dunn	2009
Javier Vazquez	2010
Ichiro Suzuki	2012-14
Gregorio Petit	2015
Ramon Flores	2015
Greg Bird	2015
Aaron Hicks	2016-23

32

Art Jorgens	1929
Frank Barnes	1930
Ken Holloaway	1930
Bill Karlon	1930
Dusty Cooke	1932
Eddie Phillips	1932
Steve Sundra	1938-39
Earle Combs (c)	1940-44
Johnny Neun (c)	1944-46
Johnny Neun (m)	1946
Ralph Houk	1947-52
Ralph Houk (c)	1953-54
Elston Howard	1955-67
Elston Howard (c)	1969-79

33

Charles O'Leary (c)	1929
Jim Weaver	1931
Pete Appleton ("aka Jablonowski")	1933
Charlie Devens	1933
Lee Stine	1938
John Schulte (c)	1940-48
Bill Dickey (c)	1949-57, '60
Randy Gumpert (c)	1957
Charles Keller (c)	1957-59
George "Doc" Medich	1974-75
Bob Lemon (c)	1976
Bobby Cox (c)	1977
Gene Michael (c)	1978
Mike Ferraro (c)	1979-82
Ken Griffey, Sr.	1983-86
Tim Lincecum	1986
Claudell Washington	1986
Ron Kittle	1986-87
Jack Clark	1988
Steve Shields	1988
Bob Brower	1989
Scott Nielsen	1989
Eric Plunk	1989-91
Melido Perez	1992-95
Charlie Hayes	1996
David Wells	1997-98, 2002-03

Jose Canseco	2000
Ryan Thompson	2000
Alfonso Soriano	2000-01
Javier Vazquez	2004
Jaret Wright	2005
Kelly Stinnett	2006
Brian Bruney	2006-08
Travis Swisher	2009-12
Nick Hafner	2013
Kelly Johnson	2014
Stephen Drew	2014
Garrett Jones	2015
Chris Martin	2015
Greg Bird	2017-19
J.A. Happ	2020
Tim Lincecum	2021-22
Franchy Cordero	2023
Taylor Trammell	2024

34

Art Fletcher (m)	1929
Foster Edwards	1930
Lou McEvoy	1931
Ivy Andrews	1931-32
Frank Makosky	1937
Johnny Sturm	1941
Buddy Hassett	1942
Ken Silvestri	1946-47
Bobo Newsom	1947
Bob Cerv	1952
Kal Segrist	1952
Tony Kubek	1957
Clete Boyer	1959-61



Clete Boyer wore No. 34 in his first three years as a Yankee

Bob Hale	1961
Phil Linz	1962-64
Mike Hegan	1966-67
Dick Howser (c)	1969-78
Lenny Randle	1979
Dick Howser (c)	1980
Dave LaRoche	1981-82
Roy Smalley	1982
Matt Keough	1983
Scott Bradley	1984-85
Mike Armstrong	1986
Doug Drabek	1986
Mike Ferraro (c)	1987-88
Bob Davidson	1989
Rich Dotson	1989
Don Schulze	1989
Walt Terrell	1989
Pascual Perez	1990-91
Mike Humphreys	1992
Jerry Nielsen	1992
Andy Cook	1993
Sterling Hitchcock	1993
Sam Miltello	1993
Greg Harris	1994

Rob Murphy	1994
Bob MacDonald	1995
Mel Stottlemyre (c)	1996-2005
Jaret Wright	2006
Sean Henn	2007
Phil Hughes	2008
Damaso Marte	2008
A.J. Burnett	2009-11
Derek Lowe	2012
Vidal Nuno	2013
Chris Bootcheck	2013
Jim Miller	2013
Brian McCann	2014-16
Dustin Fowler	2017
Jaime Garcia	2017
Jace Peterson	2018
J.A. Happ	2018-19
Justin Wilson	2021
Michael King	2022-23

35

Dixie Walker	1931
Spud Chandler	1937
Paul Schreiber (c)	1945
Aaron Robinson	1946
Yogi Berra	1947
Red Embree	1948
Mickey Wittek	1949
Duane Pillette	1949-50
Joe Ostrowski	1950-52
Steve Kraly	1953
Johnny Schmitz	1953
Lou Berberet	1955
Ralph Houk (c)	1958-60
Ralph Houk (m)	1961-63, 66-73
Vern Benson (c)	1965-66
Don Gullett	1977-78
Bill Castro	1981
Roger Erickson	1982-83
Phil Niekro	1984-85
Bob Tewksbury	1986-87
Steve Trout	1987
Lee Guetterman	1988-92
Curt Young	1992
Andy Stankiewicz	1993
Paul Gibson	1993-1994
John Wetteland	1995-96
Hideki Irabu	1997
Clay Bellinger	1999-2000
Mike Mussina	2001-08
David Aardsma	2012
Brendan Ryan	2013
Michael Pineda	2014-17
Phil Nevin (c)	2018
Chance Adams	2019
Cory Garrin	2019
Clay Holmes	2021-24

36

Mel Queen	1942
Jake Wade	1946
Al Lyons	1946-1947
Jack Phillips	1947-49
Johnny Mize	1949-53
Eddie Robinson	1954-56
Norm Sieben	1956
Harry Simpson	1957-58
Ed Lopat (c)	1960
Wally Moses (c)	1961-62, '66
Loren Babe (c)	1967
Hal Lanier	1972
Pat Dobson	1973-75
Dock Ellis	1976-77
Stan Thomas	1977
Rawly Eastwick	1978
Paul Lindblad	1978
Dave Rajsich	1978
Don Hood	1979
Paul Mirabella	1979
Jim Kaat	1979-80
Gaylord Perry	1980
Rick Reuschel	1981
Steve Balboni	1981-82
Mike Armstrong	1984-86

Al Holland	1986
Phil Lombardi	1986
Brad Arnsberg	1987
Jeff Moronko	1987
Rich Dotson	1988
Billy Connors (d)	1989-90, 94-95
Mike Humphreys	1991
Mike Witt	1991
Shawn Hillegas	1992
Dave Silvestri	1992
Russ Springer	1992
Gerald Williams	1993
David Cone	1995-2000
Bobby Estalella	2001
Nick Johnson	2002-03, '10
Tom Gordon	2004-05
Mike Myers	2006-07
Jim Brower	2007
Ian Kennedy	2007
Edwar Ramirez	2008-09
Freddy Garcia	2011-12
Kevin Youkilis	2013
Carlos Beltran	2014-16
Billy Butler	2016
Tyler Webb	2017
Ji-Man Choi	2017
Erik Kratz	2017
Lance Lynn	2018
Jake Barrett	2019
Kendrys Morales	2019
Breyvic Valera	2019
Mike Ford	2019-21
Jonathan Davis	2021
Clarke Schmidt	2023-24

37

Herb Karpel	1946
Gus Niarhos	1946
Bucky Harris (m)	1947-48
Casey Stengel (m)	1949-60

38

Hank Borowy	1942
Yogi Berra	1946
Frank Hiller	1946
Karl Drews	1947
Gus Niarhos	1948-50
Johnny Hopp	1950-52
Loren Babe	1952-53
Art Schallock	1953-55
Ted Gray	1955
Johnny Blanchard	1955, 59-65
Doc Edwards	1965
Frank Fernandez	1967-68
Len Boehmer	1969
Steve Kline	1970-74
Cecil Upshaw	1974
Ken Brett	1976
Carlos May	1976-77
Jerry Narmon	1979
Tom Underwood	1980-81
Barry Evans	1982
Curt Kaufman	1982
Dave Stegman	1982
Dave LaRoche	1983
Jose Rijo	1984
Ed Whitson	1985-86
Leo Hernandez	1986
Pat Clements	1987-88
Hal Morris	1988
Scott Nielsen	1988
Clay Parker	1989-90
Matt Nokes	1990-94
Josias Manzanillo	1995
Jeff Patterson	1995
Matt Howard	1996
Homer Bush	1997
Scott Pose	1997
Ricky Ledee	1998
Jason Grimsley	1999-2000
Randy Choate	2001-03
Drew Henson	2003
Bret Prinz	2003
Travis Lee	2004



Buddy Groom.....	2005
Ramiro Mendoza.....	2005
T.J. Beam.....	2006
Kris Wilson.....	2006
Chase Wright.....	2007
Chris Stewart.....	2008
Dan Giese.....	2008
Brian Bruney.....	2009
Ian Kennedy.....	2009
Marcus Thames.....	2010
Luis Ayala.....	2011
Cody Eppley.....	2012-13
Preston Claiborne.....	2013-14
Brandon McCarthy.....	2014
Jose Pirela.....	2015
Andrew Bailey.....	2015
Ben Gamel.....	2016
Chad Green.....	2016
Rob Refsnyder.....	2016-17
Kyle Higashioka.....	2018
Shane Robinson.....	2018
Jonathan Loaisiga.....	2018-19
Cameron Maybin.....	2019
Erik Kratz.....	2020
Andrew Heaney.....	2021
Ben Rortvedt.....	2023
J.D. Davis.....	2024
Mark Leiter Jr.....	2024

39

Mike Chortak.....	1942
Rollie Hemley.....	1942
Tommy Byrne.....	1946
Frank Hiller.....	1948-49
Wally Hood Jr.....	1949
Harry Schaeffer.....	1952
Bob Wiesler.....	1954-55
George Wilson.....	1956
Darrell Johnson.....	1957
Jim Coates.....	1959-62
Steve Hamilton.....	1963-70
Gary Jones.....	1970-71
Rob Gardner.....	1971
Casey Cox.....	1972
Wayne Granger.....	1973
Jim Magnuson.....	1973
Larry Gura.....	1974-75
Gene Michael (c).....	1976
Mickey Klutts.....	1977
Don Davis.....	1979-81
Mike Morgan.....	1982
Roy Smalley.....	1982
Bert Campaneris.....	1983
Larry Milbourne.....	1983
Don Cooper.....	1985
Joe Niecko.....	1986-87
Pat Clements.....	1987
Roberto Kelly.....	1987-92
Mike Humphreys.....	1993
Mike Witt.....	1993
Donn Palt.....	1994
Dion James.....	1995-96
Brian Boehringer.....	1996
Paul Gibson.....	1996
Matt Luke.....	1996
Darryl Strawberry.....	1996-99
Mark Wohlers.....	2001
Ron Coomer.....	2002
Chris Hammond.....	2003
Andy Phillips.....	2004
Melky Cabrera.....	2005
Kevin Reese.....	2005
Shawn Chacon.....	2005-06
Craig Wilson.....	2006
Chris Britton.....	2007-08
Ross Ohlendorf.....	2008
Richie Sexson.....	2008
Anthony Claggett.....	2009
Mark Melancon.....	2009-10
Kerry Wood.....	2010
Lance Pendleton.....	2011
Amauri Sanit.....	2011
Aaron Laffey.....	2011
Clay Rapada.....	2012

Chris Nelson.....	2013
David Adams.....	2013
Brent Lillibridge.....	2013
Mark Reynolds.....	2013
Shane Greene.....	2014
Chase Whitley.....	2014-15
Kirby Yates.....	2016
Chad Green.....	2016
Tommy Layne.....	2016-17
Tyler Wade.....	2017
Billy McKinney.....	2018
Mike Tauchman.....	2019-21
Ryan LaMarre.....	2021
Jose Trevino.....	2022-24

40

Charlie Silvera.....	1948
Jackie Jensen.....	1950-51
Bob Wiesler.....	1951
Bobby Hogue.....	1951-52
Johnny Schmitz.....	1952
Ewell Blackwell.....	1952-53
Tom Carroll.....	1955-56
John Gabler.....	1959-60
Jack Cullen.....	1962
Lou Clinton.....	1966-67
Bill Monbouquette.....	1967-68
Lindy McDaniel.....	1968-73
Rick Sawyer.....	1974
Tippy Martinez.....	1974-76
Fran Healy.....	1976-78
Ron Davis.....	1978
Bob Kammeyer.....	1978
Larry McCann.....	1978
Charlie Lau (c).....	1979-81
Mickey Vernon (c).....	1982
Don Zimmer (c).....	1983, '86
Gene Michael (c).....	1984-86
Stan Williams (c).....	1987
Clyde King (c).....	1988
Steve Shields.....	1988
Andy Hawkins.....	1989-91
Scott Kamieniecki.....	1991
Tony Cloninger (c).....	1992-2001
Darren Holmes.....	1998
Dan Miceli.....	2003
Gabe White.....	2003-04
C.J. Nitkowski.....	2004
Chien-Ming Wang.....	2005-09
Dustin Moseley.....	2010
Bartolo Colon.....	2011
Chad Qualls.....	2012
Francisco Cervelli.....	2012
Alberto Gonzalez.....	2013
Reid Brignac.....	2013
Matt Daley.....	2013-14
Bruce Billings.....	2014
Eury Perez.....	2014
Matt Tracy.....	2015
Kyle Davies.....	2015
Brandon Pinder.....	2015
Sergio Santos.....	2015
Cole Figueroa.....	2015
Luis Severino.....	2015-19, '21-23

41

Steve Souchock.....	1946, '48
Frank Hiller.....	1946, '49
Joe Collins.....	1949-52
Bob Cerv.....	1953-56
Zeke Bella.....	1957
Ken Hunt.....	1960
Jake Gibbs.....	1962-71
Frank Tepedino.....	1972
Otto Velez.....	1973
Duke Sims.....	1974
Mike Wallace.....	1974-75
Rich Sawyer.....	1975
Cliff Johnson.....	1977-79
George Scott.....	1979
Jeff Torborg (c).....	1980-83
Shane Rawley.....	1983
Sammy Ellis (c).....	1983-84, '86
Joe Cowley.....	1984-85

Scott Nielsen.....	1986
Charles Hudson.....	1987-88
Lance McCullers.....	1989-90
Stump Merrill (m).....	1990
Darrell Evans (c).....	1990
Wade Taylor.....	1991
Tim Burke.....	1992
Russ Springer.....	1992
Jake Gibbs (c).....	1993
Sterling Hitchcock.....	1994-95, '01-03
Jorge Posada.....	1996
Brian Boehringer.....	1996-97, 2001
Tony Cloninger (c).....	1998
Mike Buddie.....	1999
Ed Yarnall.....	2000
Jorge De Paula.....	2003
Miguel Cairo.....	2004
Randy Johnson.....	2005-06
Miguel Cairo.....	2007
Jose Veras.....	2007-09
Chad Gaudin.....	2009-10
Ivan Nova.....	2010
Buddy Carlyle.....	2011
Jeff Marquez.....	2011
Scott Proctor.....	2011
David Phelps.....	2012-14
Justin Wilson.....	2015
Lind Coody.....	2016
Chad Green.....	2016
Anthony Swarzak.....	2016
Ronald Herrera.....	2017
Mason Williams.....	2017
Marv Andujar.....	2017
Ben Heller.....	2017
Caleb Smith.....	2017
Miguel Andujar.....	2018-22
Tommy Kahnle.....	2023-24

42

Vic Raschi.....	1946
Butch Wensloff.....	1947
Joe Collins.....	1948
Bud Stewart.....	1948
Jerry Coleman.....	1949-57
Pedro Gonzalez.....	1963-65
Ray Barker.....	1965-67
Charlie Spikes.....	1972
George "Doc" Medich.....	1973
Ken Wright.....	1974
Bob Oliver.....	1975
Art Fowler (c).....	1977-79, '83, '88
Tom Morgan (c).....	1979
Stan Williams (c).....	1980-82, '88
Clyde King (c).....	1981
Clyde King (m).....	1982
Jerry Walker (c).....	1982
Jerry McNertney (c).....	1984
Doug Holmquist (c).....	1984-85
Stump Merrill (c).....	1985-87
Billy Connors (c).....	1989
Dave LaPointe.....	1989-90
John Habyan.....	1991-93
Domingo Jean.....	1993
Mariano Rivera.....	1995-2013

43

Vic Raschi.....	1947
Art Schult.....	1953
Dick Tettelbach.....	1955
Deron Johnson.....	1960
Roger Repoz.....	1964-66
Mike Ferraro.....	1966
Ross Moschitto.....	1967
Dale Roberts.....	1967
Rob Gardner.....	1970-72
Terry Ley.....	1971
Jim Magnuson.....	1973
Jim Ray Hart.....	1973-74
Jim Deidel.....	1974
Rudy May.....	1974-76
Jim York.....	1976
Ken Clay.....	1978-79
Doug Bird.....	1980-81
George Frazier.....	1981-83

Jeff Torborg (c).....	1984
Rich Bardi.....	1985
Tim Stoddard.....	1986-88
Lee Elia (c).....	1989
Gene Michael (c).....	1989
Jeff Robinson.....	1990
Torey Lovullo.....	1991
Jeff Johnson.....	1991-93
Sam Millitello.....	1992
Paul Assenmacher.....	1993
Bob Melvin.....	1994
Nardi Contreras (c).....	1995
Dave Silvestri.....	1995
Jeff Nelson.....	1996-2000, '03
Todd Greene.....	2001
Christian Parker.....	2001
Ted Lilly.....	2002
Raul Mondesi.....	2002-03
Jorge De Paula.....	2004
Scott Proctor.....	2005-07
Darrell Rasner.....	2008
Damaso Marte.....	2009-10
D.J. Mitchell.....	2012
Ryota Igarashi.....	2012
Steve Pearce.....	2012
Phil Coke.....	2016
Anthony Swarzak.....	2016
Adam Warren.....	2012-18
Chance Adams.....	2018
Jonathan Loaisiga.....	2019-24

44

Frank Verdi.....	1953
Mark Thronberry.....	1955
Ken Hunt.....	1959-60
Jim Hegan (c).....	1960-73
Bill Sudakis.....	1974
Terry Whitfield.....	1975-76
Reggie Jackson.....	1977-81
Jeff Torborg (c).....	1984-88
John Stearns (c).....	1989
Mike Ferraro (c).....	1990-91

45

Clint Courtney.....	1951
Don Bollweg.....	1953
Lou Skizas.....	1956
Mark Freeman.....	1959
Rollie Sheldon.....	1961-62, '64-65
Jack Cullen.....	1965-66
Stan Bahnsen.....	1966, '68-71
Steve Barber.....	1967
Larry Gowell.....	1972
Rich Hinton.....	1972
Ed Herrmann.....	1975
Jim Beattie.....	1978-79
Rudy May.....	1980-83
Dennis Rasmussen.....	1984-87
Bill Gullickson.....	1987
John Candelaria.....	1988-89
Kevin MMahat.....	1989
Steve Balboni.....	1990
Alan Mills.....	1991
Rich Monteleone.....	1991
Danny Tartabull.....	1992-95
Andy Fox.....	1995
Joe Girardi.....	1996
Cecil Fielder.....	1996-97



Cecil Fielder wore No. 45 with the Yankees.



Chili Davis.....	1998-99
Felix Jose.....	2000
Ryan Thompson.....	2000
Henry Rodriguez.....	2001
Jay Witasick.....	2001
Alberto Castillo.....	2002
Jason Anderson.....	2003
Armando Benitez.....	2003
Felix Heredia.....	2003-04
Carl Pavano.....	2005, 07-08
Kevin Whelan.....	2011
Sergio Mitre.....	2009-11
Hector Nosi.....	2011
Dewayne Wise.....	2012
Casey McGehee.....	2012
Ben Francisco.....	2013
Zoilo Almonte.....	2013
David Adams.....	2013
Dean Anna.....	2014
Scott Sizemore.....	2014
Zelous Wheeler.....	2014
Austin Romine.....	2014
Chasen Shreve.....	2015-18
Luke Voit.....	2018-19
Gerrit Cole.....	2020-24

46

Charlie Silveira.....	1948
Dave Madison.....	1950
Bill Short.....	1960
Frank Tepedino.....	1969
Bobby Mitchell.....	1970
Roger Hambricht.....	1971
Otto Velez.....	1973
Rick Dempsey.....	1973-76
Gene Locklear.....	1976-77
Mike Heath.....	1978
Don Hood.....	1979
Joe Lefebvre.....	1980
Gene Nelson.....	1981
Joe Pepitone (c).....	1982
Shane Rawley.....	1982
Don Mattingly.....	1982-83
Mike Pagliarulo.....	1984
Henry Cotto.....	1985-86
Ivan DeJesus.....	1986
Rich Bardi.....	1987
Roberto Kelly.....	1987
Jerry Royster.....	1987
Hipolito Pena.....	1988
Randy Velarde.....	1988
Ken Phelps.....	1988
Dallas Green (m).....	1989
Stump Merrill (m).....	1990
Joe Sparks (c).....	1990
Frank Howard (c).....	1991-93
Terry Mulholland.....	1994
Donovan Osborne.....	2004
Alan Embree.....	2005
Darrell May.....	2005
Scott Erickson.....	2006
Aaron Guilel.....	2006
Jose Veras.....	2006
Andy Pettitte.....	1995-2003,

'07-10, '12-13

47

Frank Colman.....	1947
Eli Grba.....	1959
Tom Sturdivant.....	1955-59
Billy Shantz.....	1960
Luis Arroyo.....	1960-63
Bob Schmidt.....	1965
John Miller.....	1966
Frank Tepedino.....	1967
Fred Beene.....	1972-74
Kerry Dineen.....	1976
Larry Murray.....	1976
Bob Lemon (m).....	1978
Andy Messersmith.....	1978
Jim Kaat.....	1979
Jeff Torborg (c).....	1979
Dwight Robinson.....	1980
Dennis Sherrill.....	1980
Curt Kaufman.....	1982

Ray Fontenot.....	1983-84
Rod Scurry.....	1985
Al Pulido.....	1986
Juan Bonilla.....	1987
Pete Filson.....	1987
Alvaro Espinoza.....	1988
Scott Nielsen.....	1988
Pat Corrales (c).....	1989
Champ Summers (c).....	1989-90
Marc Hill (c).....	1991
Lee Smith.....	1993
Dave Silvestri.....	1993-94
Dave Eiland.....	1995
Rick Honeycutt.....	1995
Billy Brewer.....	1996
Dave Pavlas.....	1996
Ruben Rivera.....	1996
Ivan Cruz.....	1997
Shane Spencer.....	1998-2002



Shane Spencer wore No. 47 throughout his five years with the Yankees.

Erick Almonte.....	2003
Jesse Orosco.....	2003
Al Reyes.....	2003
Bret Prinz.....	2004
Felix Rodriguez.....	2005
Ron Villone.....	2006-07
Colter Bean.....	2007
Chris Britton.....	2008
Sidney Ponson.....	2008
Freddy Guzman.....	2009
Romulo Sanchez.....	2010
Ivano Nova.....	2010-16
Blake Parker.....	2016
Jordan Montgomery.....	2017-22
Frankie Montas.....	2022-23
Victor Gonzalez.....	2024

48

Frank Colman.....	1947
Elvio Jimenez.....	1964
Pedro Ramos.....	1964
Roy White.....	1965-68
Cecil Perkins.....	1967
Sam McDowell.....	1973-74
Dave Kingman.....	1977
Mike Torrez.....	1977
Clyde King (c).....	1978
Jim Hegan (c).....	1979-80
Joe Altobelli (c).....	1981-82, 86
Dale Murray.....	1983-85
Willie Horton (c).....	1985
Neil Allen.....	1987
Gene Michael (c).....	1988
George Mitterwald (c).....	1988
Frank Howard (c).....	1989
Buck Showalter (c).....	1990-91
John Ramos.....	1991
Russ Meyer (c).....	1992
Rick Down (c).....	1993-95
Don Zimmer (c).....	1996-97
Chris Chambliss (c).....	1998-2000
Randy Keiser.....	2001
Robert Perez.....	2001

Scott Seabolt.....	2001
Brandon Knight.....	2002
Jay Tessmer.....	2002
Fernando Seguinol.....	2003
Paul Quantrill.....	2004-05
Wayne Franklin.....	2005
Kyle Farnsworth.....	2006-08
Phil Coke.....	2008-09
Boone Logan.....	2010-13
Matt Thornton.....	2014
Josh Outman.....	2014
Preston Claiborne.....	2014
Andrew Miller.....	2015-16
Eric Young Jr.....	2016
Chris Carter.....	2017
Tommy Kahnle.....	2017-20
Anthony Rizzo.....	2021-24

49

Lou Berberet.....	1954
Bob Meyer.....	1964
Charlie Sands.....	1967
Loyd Colson.....	1970
Kerry Dineen.....	1975
Ron Guidry.....	1975-88, (c) 2006-07
Jeff Johnson.....	1992

50

Bill Bryan.....	1967
Bill Burbach.....	1969-71
Alan Closter.....	1971-72
George "Doc" Medich.....	1972
Dave Pagan.....	1973
Duke Sims.....	1973
Ken Clay.....	1977
Roger Slagle.....	1979
Clyde King (c).....	1981
Lynn McGlothen.....	1982
John Pacella.....	1982
John Howell.....	1983-84
Marty Bystrom.....	1985
Phil Lombardi.....	1986
Jay Ward (c).....	1987
Chris Chambliss.....	1988
Chris Chambliss (c).....	1996-97
Steve Balboni.....	1989
Oscar Azocar.....	1990
John Habyan.....	1990
Alan Mills.....	1991
Ed Napoleon (c).....	1992-93
Robert Enghorn.....	1994-95
Don Zimmer (c).....	1998-99
Todd Erdos.....	2000
Rich Monteleone (c).....	2003-04
Matt Lawton.....	2005
Larry Bowa (c).....	2006-07
Bobby Meacham (c).....	2008
Mick Kelleher (c).....	2009-14
Nick Rumbelow.....	2015
Tyler Olson.....	2016

(Note: Despite being issued No. 50, Olson wore No. 42 in his only career NYY appearance which occurred on Jackie Robinson Day.)

Conor Mullee.....	2016
Richard Bleier.....	2016
Kirby Yates.....	2016
Domingo German.....	2017
Ben Heller.....	2017
Tyler Webb.....	2017
Giovanny Gallegos.....	2017
Reggie Willits (c).....	2018-20
Jameson Taillon.....	2021-22
Matt Bowman.....	2023
Michael Tonkin.....	2024

51

George McQuinn.....	1947
Frank Leja.....	1954-55
Gordie Windhorn.....	1959
Pete Mikkelsen.....	1964-65
Ralph Houk (m).....	1966
Tony Solaita.....	1968
John Wyatt.....	1968
Ron Klimkowski.....	1969

Terry Whitfield.....	1974
Larry McCall.....	1977
Dom Scala (c).....	1978-86
Cecilio Guante.....	1987-88
Chuck Cary.....	1989-91
Bernie Williams.....	1991-2006

52

Ken Silvestri.....	1947
Jim Delsing.....	1949
Jim Coates.....	1956
Bobby Murcer.....	1965
Fritz Peterson.....	1966
Joe Verbanic.....	1967-70
Larry Murray.....	1974
Otto Velez.....	1975
Doyle Alexander.....	1976, '82-83
Dave Rajisch.....	1978
Mike Griffin.....	1979-81
Otis Nixon.....	1983
Mark Connor (c).....	1984-87, 90-93
Juan Espino.....	1985
Dave Eiland.....	1988
Bob Geren.....	1988
Mike Ferraro (c).....	1989
Charlie Fox (c).....	1989
Mark Hutton.....	1994, 96
David Weathers.....	1996-97
Joe Borowski.....	1997
Pete Incaviglia.....	1997
Danny Rios.....	1997
Mike Buddie.....	1998
Ed Yarnall.....	1999
Don Zimmer (c).....	2000
Gary Denbo (c).....	2001
Jose Contreras.....	2003-04
Joe Girardi.....	2005
Tony Peña (c).....	2006
Luis Vizcaino.....	2007
Dave Eiland (c).....	2008
CC Sabathia.....	2009-19

53

Bill "Moose" Skowron.....	1954
Johnny Kucks.....	1955-59
Johnny James.....	1960-61
Ross Moschitto.....	1965, '67
Dave Pagan.....	1974-76
Ken Holtzman.....	1976-78
Ron Davis.....	1978
Larry McCall.....	1978
Ray Burris.....	1979
Bob Kammeyer.....	1979
Tim Lollar.....	1980
Jerry Walker (c).....	1981
Jay Howell.....	1982-83
Lee Walls (c).....	1983
Marty Bystrom.....	1984
Neil Allen.....	1985
Orestes Destrade.....	1987
Bob Geren.....	1989-91
Glenn Sherlock (c).....	1992, 94-95
Neal Heaton.....	1993
Mark Hutton.....	1993
Jose Cardenal (c).....	1996-99
Alfonso Soriano.....	2000
Mike Thurman.....	2002
Don Zimmer (c).....	2001
Lee Mazzilli (c).....	2003
Luis Sojo (c).....	2004-05
Larry Bowa (c).....	2006
Bobby Abreu.....	2006-08
Melky Cabrera.....	2009
Juan Miranda.....	2010
Gustavo Molina.....	2011
Amauri Sanit.....	2011
Kevin Whelan.....	2011
Cory Wade.....	2011-12
Ryota Igarashi.....	2012
Austin Romine.....	2013-14
Jim Miller.....	2014
Jeff Francis.....	2014
Esmil Rogers.....	2014-15
Caleb Cotham.....	2015
Nick Rumbelow.....	2015



Austin Romine.....	2015
Joe Espada (c).....	2017
Phil Nevin (c).....	2018
Zack Britton.....	2018-22
Dennis Santana.....	2024
Phil Bickford.....	2024

54

Jim Delsing.....	1950
Andy Carey.....	1952
Thad Tillotson.....	1967-68
Ken Johnson.....	1969
Gary Waslewski.....	1970-71
Steve Blateric.....	1972
Jim Roland.....	1972
Alex Johnson.....	1974
Dave Bergman.....	1977
Cecilio Guante.....	1987
Rich "Goose" Gossage.....	1978-83, 89



Goose Gossage wore No. 54 for all nine teams he played for over a 22-year career.

Brian Fisher.....	1985-86
Jay Buhner.....	1987-98
Dale Mohorovic.....	1988-89
Tim Leary.....	1990-92
Sterling Hitchcock.....	1992
Bobby Munoz.....	1993
Jeff Reardon.....	1994
Joe Ausanio.....	1994-95
Jim Mecir.....	1996-97
Todd Erdos.....	1998-99
Lee Mazzilli (c).....	2000-01, '06
Don Zimmer (c).....	2002-03
Roy White (c).....	2004-05
Kevin Long (c).....	2007-14
Joe Espada (c).....	2015
Richard Bleier.....	2016
Aroldis Chapman.....	2016-22
Colten Brewer.....	2023
Anthony Misiewicz.....	2023
Jake Cousins.....	2024
Tim Hill.....	2024

55

Bob Grim.....	1954-58
Zack Monroe.....	1958-59
Spud Murray (BP pitcher).....	1961-69
Dave McDonald.....	1969
Paul Mirabella.....	1979
Roger Holt.....	1980
Andre Robertson.....	1981-82
Roy Smalley.....	1982
Stan Javier.....	1984
Victor Mata.....	1984
Juan Bonilla.....	1985
Rich Monteleone.....	1990, 92-93
Brandon Butterfield (c).....	1994-95
Jorge Posada.....	1996
Wally Whitehurst.....	1996
Ramiro Mendoza.....	1997-2002
Hideki Matsui.....	2003-09
Russell Martin.....	2011-12
Lyle Overbay.....	2013
Wade LeBlanc.....	2014

David Huff.....	2014
Jose Ramirez.....	2015
Slade Heathcott.....	2015
Bryan Mitchell.....	2015-17
Sonny Gray.....	2017-18
Domingo Germán.....	2019, 21-22
Carlos Rodón.....	2023-24

56

Jim Bouton.....	1962-68
John Cumberland.....	1968-70
Mike McCormick.....	1970
Gary Jones.....	1970
Dave Righetti.....	1979
Ted Wilborn.....	1980
Mike Patterson.....	1981-82
Andre Robertson.....	1982
Bert Campaneris.....	1983
Curt Brown.....	1984
Rex Hudler.....	1984-85
Al Leiter.....	1987
Brian Dorsett.....	1989
Mark Leiter.....	1990
Dave Silvestri.....	1992
Andy Cook.....	1993
Dave Pavlas.....	1995
Dale Polley.....	1996
Darrell Eimertson.....	2000
Ted Lilly.....	2000
Juan Rivera.....	2001
Todd Williams.....	2001
Rick Down (c).....	2002-03
Scott Proctor.....	2004
Tanyon Sturtze.....	2004-06
Tony Peña (c).....	2007-17
Jonathan Holder.....	2018-20
Darren O'Day.....	2021
Hensley Meulens (c).....	2022
Lou Trivino.....	2022

57

Arturo Lopez.....	1965
Roy Staiger.....	1979
Clyde King (c).....	1980
Tucker Ashford.....	1981
Bobby Ramos.....	1982
Juan Bonilla.....	1987
Bob Geren.....	1988
Hensley Meulens.....	1989
Steve Howe.....	1991-96
Ramiro Mendoza.....	1996
Joe Borowski.....	1998
Jeff Juden.....	1999
Jay Tessmer.....	1999-2000
Jake Westbrook.....	2000
Billy Connors (c).....	2000
Carlos Almanzar (c).....	2001
Erick Almonte.....	2001
Mark Wohlers.....	2001
Karim Garcia.....	2002
Drew Henson.....	2002
Juan Acevedo.....	2003
Michel Hernandez.....	2003
Alex Groman.....	2004
Brad Halsey.....	2004
Scott Proctor.....	2004
Neil Allen (c).....	2005
Joe Kerrigan (c).....	2006-07
Mike Harkey (c).....	2008-13
Vidal Nuno.....	2014
Rich Hill.....	2014
Chris Martin.....	2015
Branden Pinder.....	2015-16
Gary Sanchez.....	2016
Conor Mullee.....	2016
Nick Goody.....	2016
Donovan Solano.....	2016
Chad Green.....	2016-22
Billy McKinney.....	2023
Nick Burdi.....	2024

58

Dooley Womack.....	1966-68
Bobby Brown.....	1979
Bruce Robinson.....	1979
Andy McGaffigan.....	1981
Dave Wehrmeister.....	1981
Sammy Ellis (c).....	1982
Juan Espino.....	1982, '85-86
Mike O'Berry.....	1984
Bob Geren.....	1988
Hensley Meulens.....	1989
Dave Eiland.....	1990
Mike Jerzembek.....	1998
Alfonso Soriano.....	1999
Randy Choate.....	2000
Randy Keisler.....	2001
Jorge De Paula.....	2005
Alex Groman.....	2005
Sean Hentz.....	2005
Mike Vento.....	2005
Colter Bean.....	2005-06
T.J. Beam.....	2006
Jeff Karstens.....	2006-07
Darrell Rasner.....	2006
Dave Eiland (c).....	2009-10
Larry Rothschild (c).....	2011-19
Tyler Lyons.....	2020
Wandy Peralta.....	2021-23
Anthony Misiewicz.....	2024
Tim Mayza.....	2024

59

Damaso Garcia.....	1979
Steve Adkins.....	1990
Hensley Meulens.....	1992
Billy Brewer.....	1996
Ryan Bradley.....	1998
D'Angelo Jimenez.....	1999
Donzell McDonald.....	2001
Juan Rivera.....	2002-03
Rob Thomson (c).....	2007-17
Josh Bard (c).....	2018-19
Luke Voit.....	2020-21
Scott Efrross.....	2022, 24

60

Hipolito Pena.....	1988
John Habyan.....	1990
Darrin Chapin.....	1991
J.T. Snow.....	1992
Tim McIntosh.....	1996
Homer Bush.....	1997
Mike Lowell.....	1998
Craig Dingman.....	2000
Brett Jodie.....	2001
Nick Johnson.....	2001
Brandon Knight.....	2002
Erick Almonte.....	2003
Brandon Claussen.....	2003
Felix Escalona.....	2004
Sam Marsonok.....	2004
Wil Nieves.....	2005-06
Ross Ohlendorf.....	2007
Kevin Russo.....	2010
Brandon Laird.....	2011
Chris Dickerson.....	2012
Melky Mesa.....	2013
David Huff.....	2013
Gary Tuck (c).....	2014-15
Mike Harkey (c).....	2016-24

61

Marshall Brant.....	1980
Jim Lewis.....	1982
Phil Lombardi.....	1987
John Habyan.....	1990
Jim Bruske.....	1998
Ted Lilly.....	2001
Brad Halsey.....	2004
Juan Padilla.....	2004
Jorge De Paula.....	2005
Darrell Rasner.....	2006
Matt DeSalvo.....	2007
Billy Taber.....	2008

Chan Ho Park.....	2010
Royce Ring.....	2010
Steve Garrison.....	2011
Raul Valdes.....	2011
Corban Joseph.....	2013
David Huff.....	2013
Luis Cruz.....	2013
Dellin Betances.....	2013
Shane Greene.....	2014, 22
Jeff Pentland (c).....	2015
David Hale.....	2018
Giovanny Gallegos.....	2018
Justus Sheffield.....	2018
Ben Heller.....	2016-17, 19-20
Asher Wojciechowski.....	2021
Brody Koerner.....	2021
Anthony Banda.....	2022
Jake Bauers.....	2023
Josh Maciejewski.....	2024
Jake Cousins.....	2024

62

Cloyd Boyer (c).....	1975
Brian Dayett.....	1983-84
Brad Arnsberg.....	1986
Hal Morris.....	1988
Jorge Posada.....	1995
Willie Banks.....	1997
Jay Tessmer.....	1998, 2000
Brandon Knight.....	2001
Bubba Crosby.....	2004
Sean Henn.....	2006
Joba Chamberlain.....	2007-13
Austin Romine.....	2014
Alan Cockrell (c).....	2015-17
Marcus Thames (c).....	2018-20
Rob Brantly.....	2021-22
Hensley Meulens (c).....	2022
Ryan Weber.....	2023
James Rowson (c).....	2024
Enyel de los Santos.....	2024

63

Mike Morgan.....	1982
Jim Walewander.....	1990
Mike Figma.....	1997
Danny Rios.....	1997
Randy Keisler.....	2000
Andy Cannizaro.....	2006
Alberto Gonzalez.....	2007
Jonathan Albaladejo.....	2008-10
Chris Britton.....	2008
Jesus Montero.....	2011
Justin Thomas.....	2012
Chris Leroux.....	2014
Jose Ramirez.....	2014
Antoan Richardson.....	2014
Mason Williams.....	2015
Jose Pirela.....	2015
Marcus Thames (c).....	2016-17
P.J. Litterer (c).....	2018-20
Lucas Luetge.....	2021-22
Nick Ramirez.....	2023
Josh Maciejewski.....	2024

64

Bill Fulton.....	1987
Steve Kiefer.....	1989
Bronson Sardinha.....	2007
Francisco Cervelli.....	2008
Romulo Sanchez.....	2010
Hector Noesi.....	2011
Cesar Cabral.....	2013-14
Chaz Roe.....	2014
Jacob Lindgren.....	2015
Jose De Paula.....	2015
Nick Rumbelow.....	2015
Rob Refsnyder.....	2015
Diego Moreno.....	2015
Ben Gamel.....	2016
Nick Goody.....	2016
Garrett Cooper.....	2017
Domingo Germán.....	2017
Carlos Mendoza (c).....	2018-23
Caleb Ferguson.....	2024



65

Clyde King (c)	1981-82
Juan Espino	1983
Adrian Hernandez	2001-02
Phil Hughes	2007-13
Bryan Mitchell	2014-15
Jose Ramirez	2015
Danny Burawa	2015
Diego Moreno	2015
Caleb Cotham	2015
Jonathan Holder	2016-17
Domingo Germán	2018
James Paxton	2019-20
Nestor Cortes	2021-24

66

Bob Lemon (m)	1981
Steve Balboni	1981-83
Jim Deshaies	1984
Juan Miranda	2008
Andrew Brackman	2011
John Ryan Murphy	2013-15
Mason Williams	2016
Bryan Mitchell	2017
Kyle Higashioka	2018-23
Pat Roessler (c)	2024

67

Clay Christiansen	1984
Dale Mohorcic	1988
Greg Golsen	2011
Melky Mesa	2012
Mike Zagurski	2013
Jose Pirela	2014
James Pazos	2015-16
Miguel Andújar	2017
A.J. Cole	2018
Nestor Cortes	2019
Matt Blake (c)	2020-21
Luis Rojas (c)	2022-24

68

Dioner Navarro	2004
Dellin Betances	2011, '14-19
Tanner Swanson (c)	2020
Sal Romano	2021
Manny Báñuelos	2022
Luke Bard	2022
Jacob Barnes	2022
Brad Wilkerson (c)	2023
Brad Ausmus (c)	2024

69

Alan Mills	1990
------------------	------

70

George Kontos	2011, '18
Brett Marshall	2013
Rico Noel	2015
Tyler Lyons	2019

Breyvic Valera	2019
Luis Avilán	2020
Stephen Ridings	2021
Chi Chi González	2022
Jimmy Cordero	2023
Duke Ellis	2024

71

Austin Romine	2011
Stephen Tarpley	2018-19
Thairo Estrada	2020
Andrew Velázquez	2021
David McKay	2022
Ian Hamilton	2023-24

72

Juan Miranda	2009
Slade Heathcott	2015
Chance Adams	2019
Brady Lail	2019
Mike Ford	2020
Marcus Thames (c)	2021
Sean Casey (c)	2023
Cody Poteet	2024

73

Gary Sánchez	2015
Ryan Dull	2019
Adonis Rosa	2019
Michael King	2019-21
Tanner Swanson (c)	2023

74

Nick Goody	2015
Ronald Torreyes	2017-18
Mike Ford	2019
Joseph Harvey	2019
Joe Mantiplay	2019
Breyvic Valera	2019
P.J. Pillittere (c)	2021
Dillon Lawson (c)	2022-23
Kevin Smith	2024
Clayton Andrews	2024

75

David Hale	2019-20
Reggie Willits (c)	2021
Travis Chapman (c)	2022-24

76

Tanner Swanson (c)	2021-22, '24
Jhony Brito	2023

77

Humberto Sanchez	2008
Clint Frazier	2017-21
Matt Blake (c)	2022-24

78

Casey Dykes (c)	2022-24
-----------------------	---------

79

Nick Nelson	2020-21
Desi Druschel (c)	2022-24

80

Everson Pereira	2023
-----------------------	------

81

Luis Gil	2021-22, '24
----------------	--------------

82

Brooks Kriske	2020-21
James Rowson (c)	2024

83

Deivi García	2020-21, '23
--------------------	--------------

84

Albert Abreu	2020-23
--------------------	---------

85

Luis Cessa	2016-21
Ryan Weber	2022
Greg Weissert	2022-23
Clayton Beeter	2024

86

Clarke Schmidt	2020-22
----------------------	---------

88

Josh Outman	2014
Phil Nevin (c)	2020-21
Austin Wells	2023

89

Miguel Yajure	2020
Jasson Domínguez	2023-24

90

Thairo Estrada	2019
Estevan Florial	2020-23

91

Alfredo Aceves	2008-10, '14
Oswald Peraza	2022-24

92

Chris Gittens	2021
JP Sears	2022
Ryan Weber	2022
Matt Krook	2023
Yoendrys Gómez	2024

93

Keynan Middleton	2023
Ben Rice	2024

94

Yoendrys Gómez	2023-24
Carlos Narváez	2024

95

Trey Amburgey	2021
Oswaldo Cabrera	2022-24

97

Ron Marinaccio	2022-24
----------------------	---------

98

Hoy Park	2021
Randy Vásquez	2023
Will Warren	2024

99

Brian Bruney	2009
Aaron Judge	2016-24

Unknown: Sam Gibson (1930), Roy Schalk (1932)



Brian Bruney is the only Yankee other than Aaron Judge to wear No. 99 in a Major League game.

Home Opener Ceremonial First Pitches

2024	Paul O'Neill	1968	Marianne Moore, 81-year-old poet and baseball fan
2023	Mariano Rivera	1967	John Lindsay, NYC Mayor
2022	Billy Crystal	1966	John Lindsay, NYC Mayor
2021	Bernie Williams (virtual)	1965	Rick O'Keefe, 7-year-old fan (later a 1975 first-round draft pick of the Milwaukee Brewers)
2020	CC Sabathia	1964	William Braccioldi, Columbia University student and baseball player (second winner of Yogi Berra Scholarship Award)
2019	Mariano Rivera	1963	Joe DiMaggio
2018	Bucky Dent and Mickey Rivers	1962	Claire Ruth, widow of Babe Ruth
2017	Joe Torre, Tino Martinez and Willie Randolph (from WBC-winning Team USA)	1961	James Lyons, Bx. Borough Pres. (replacing Mayor Robert Wagner, who was ill)
2016	Hideki Matsui	1960	Joe Cronin, Hall of Famer and AL President
2015	Joe Torre	1959	Will Harridge, recently-retired AL President
2014	Andy Pettitte & Mariano Rivera caught by Derek Jeter & Jorge Posada	1958	James Lyons, Bronx Boro. Pres.
2013	Lou Piniella	1957	Robert Wagner Jr., NYC Mayor
2012	Jorge Posada	1956	Robert Wagner Jr., NYC Mayor
2011	Mike Mussina	1955	Robert Wagner Jr., NYC Mayor
2010	Bernie Williams	1954	James Lyons, Bronx Boro. Pres.
2009	Yogi Berra	1953	Vincent Impellitteri, NYC Mayor
2008	Reggie Jackson	1952	Joe DiMaggio (retired after 1951 season)
2007	Melanie Lidle and Christopher Lidle, widow/son of Cory Lidle	1951	Whitey Ford (in military service)
2006	Yogi Berra	1950	Ed Barrow, former Yankees President
2005	Yogi Berra	1949	Gary Simpson, student at St. Mary's Industrial School in Baltimore, Md. (which was attended by Babe Ruth, who passed away in 1948). Ruth monument unveiled.
2004	Yogi Berra, Whitey Ford and Phil Rizzuto	1948	Thomas Dewey, N.Y. Governor
2003	Yogi Berra and Whitey Ford	1947	Sgt. Anthony Guzzetta, wounded WWII veteran
2002	Michael Bloomberg, NYC Mayor	1946	Sgt. Hulon B. Whittington, Medal of Honor recipient
2001	Mel Stottlemyre	1945	Fiorello LaGuardia, NYC Mayor
2000	Yogi Berra	1944	Fiorello LaGuardia, NYC Mayor
1999	Yogi Berra	1943	Fiorello LaGuardia, NYC Mayor
1998	Joe DiMaggio	1942	Fiorello LaGuardia, NYC Mayor
1997	Joe DiMaggio	1941	Fiorello LaGuardia, NYC Mayor
1996	Joe DiMaggio	1940	Fiorello LaGuardia, NYC Mayor
1995	Joe DiMaggio		
1994	Joe DiMaggio		
1993	Dean Smith, UNC Basketball Coach (representing N.C. State Basketball Coach Jim Valvano, who was too ill to attend)		
1992	Joe DiMaggio		
1991	General Colin Powell, Chairman, Joint Chiefs of Staff		
1990	Bill Martin Jr.		
1989	P.J. Carlesimo, Seton Hall Head Basketball Coach		
1988	Diana Munson & Arlene Howard (widows of Thurman Munson & Elston Howard)		
1987	Rachel Robinson, widow of Jackie Robinson		
1986	Robert Merrill, Met. Opera		
1985	Mickey Mantle		
1984	Scott Hamilton, U.S. Olympic Skater		
1983	Joe DiMaggio		
1982	Jimmy Posposito, Head Groundskeeper whose crew got the field in shape after a heavy snowstorm		
1981	Elston Howard Jr.		
1980	Eric Heiden, Mike Eruzione & Herb Brooks; 1980 Olympic heroes		
1979	Lucielle James, widow of WWII hero		
1978	No first-pitch ceremony (Mantle and Maris raised 1977 championship flag)		
1977	Vince Polito, randomly selected fan		
1976	Bob Shawkey, Yankees starting pitcher at opener of Yankee Stadium on 4/18/23		
1975	Five children of slain "Good Samaritan" Frank J. Walker		
1974	Ted Kennedy Jr., son of United States Senator Ted Kennedy		
1973	Herb Bluestone (attended Yankee Stad. opening in 1923)		
1972	Jim Farley, former Postmaster General of the United States		
1971	John Lindsay, NYC Mayor		
1970	Whitney Young Jr., President of the National Urban League		
1969	Paul Simon, singer/songwriter		



New York Governor Al Smith throws out the ceremonial first pitch at Yankee Stadium's inaugural game on April 18, 1923.

1939	Fiorello LaGuardia, NYC Mayor	1917	Major General Leonard Wood
1938	Newbold Morris, NYC Council Pres.	1916	Al Smith, Sheriff of New York
1937	Fiorello LaGuardia, NYC Mayor	1915	John Mitchell, NYC Mayor
1936	Fiorello LaGuardia, NYC Mayor	1914	Robert Wagner, New York Lieutenant Governor
1935	Fiorello LaGuardia, NYC Mayor	1913	Bill Devery, co-owner
1934	Fiorello LaGuardia, NYC Mayor	1912	Edward B. McCall, judge
1933	John O'Brien, NYC Mayor	1911	City Chamberlain Hyde
1932	Jimmy Walker, NYC Mayor	1910	Bill Devery, co-owner
1931	Jimmy Walker, NYC Mayor	1909	Tim Foley, Sheriff of New York
1930	Joseph V. McKee, Pres. of the N.Y.C. Board of Aldermen (substituting for Mayor Walker)	1908	George McClellan, NYC Mayor
1929	Jimmy Walker, NYC Mayor	1907	Diamond Jim Brady
1928	Jimmy Walker, NYC Mayor	1906	John M. Ward, former player
1927	Jimmy Walker, NYC Mayor	1905	Game was rained out (Congressman Tim Sullivan had thrown the first pitch)
1926	Jimmy Walker, NYC Mayor	1904	William Olcott, judge
1925	Rear Admiral Charles P. Plunkett	1903	Ban Johnson, AL President
1924	John F. Hyland, NYC Mayor		
1923	Al Smith, New York Governor		
1922	John F. Hyland, NYC Mayor		
1921	John F. Hyland, NYC Mayor		
1920	LT General Robert Bullard		
1919	Robert Moran, President of the NYC Board of Aldermen		
1918	Brigadier General William Mann		

OPENING DAY RESULTS

The Yankees are 69-52-1 all time on Opening Day (Home: 38-18-1; Road 31-34).

OPENING DAY HOME RUNS

The Yankees have hit 114 Opening Day home runs in franchise history by 71 different players (most recently by Oswaldo Cabrera in a 5-4 win at Houston in 2024). Giancarlo Stanton is the last Yankee to homer twice on Opening Day (3/29/18 at Toronto, including one in his first PA as a Yankee). Babe Ruth hit a franchise-high five OD-HRs, and he is followed by Yogi Berra, Mickey Mantle, Jorge Posada and Giancarlo Stanton (4HR each). Ruth, Berra and Posada share the Yankees mark having homered in four different OD games.



Posada and Curtis Granderson (2010 at Boston) are the most recent pair of Yankees to hit back-to-back homers in an opener, and they were the first Yankees to accomplish the feat since Dave Winfield and Steve Kemp on 4/5/83 at Seattle (both off Hall of Famer Gaylord Perry).

MULTI-HOME RUN OPENING DAY GAMES (By individual player, 7x, all 2HR games)

Giancarlo Stanton	3/29/2018 at TOR
Joe Pepitone	4/9/1963 at KCA
Roger Maris	4/19/1960 at BOS
Mickey Mantle	4/17/1956 at WAS
Russ Derry	4/17/1945 vs. BOS
Babe Ruth & Sammy Byrd	4/12/1932 at PHA

GRAND SLAMS ON OPENING DAY (4)

Alex Rodriguez	4/3/2006 at OAK (2nd inn. off Barry Zito)
Alfonso Soriano (photo above)	3/31/2003 at TOR (6th inn. off Roy Halladay)
Bobby Murcer	4/9/1981 vs. TEX (as PH - 7th inn. off Steve Comer)
Russ Derry	4/17/1945 vs. BOS (7th inn. off Rex Cecil)



New York Yankees Managers

MANAGER	YEARS	WON	LOST	TIED	PCT	AL	WS
						TITLES	TITLES
Joe McCarthy	1931-46	1,460	867	21	.627	8	7
Joe Torre	1996-2007	1,173	767	2	.605	6	4
Casey Stengel	1949-60	1,149	696	6	.623	10	7
Miller Huggins	1918-29	1,067	719	10	.597	6	3
Ralph Houk	1961-63, '66-73	944	806	7	.539	3	2
Joe Girardi	2008-17	910	710	0	.562	1	1
AARON BOONE	2018-24	603	429	0	.584	1	0
Billy Martin	1975-78, '79, '83, '85, '88	556	385	0	.591	2	1
Clark Griffith	1903-08	419	370	18	.531	0	0
Buck Showalter	1992-95	313	268	1	.539	0	0
Lou Piniella	1986-87, '88	224	193	0	.537	0	0
Bill Donovan	1915-17	220	239	6	.479	0	0
Yogi Berra	1964, '84-85	192	148	2	.565	1	0
Bucky Harris	1947-48	191	117	1	.620	1	1
George Stallings	1909-10	153	138	7	.526	0	0
Bill Virdon	1974-75	142	124	0	.534	0	0
Stump Merrill	1990-91	120	155	0	.436	0	0
Frank Chance	1913-14	117	168	5	.411	0	0
Dick Howser	1978 (1 game), 1980	103	60	0	.632	0	0
Bob Lemon	1978-79, '81-82	99	73	0	.576	2	1
Gene Michael	1981, '82	92	76	0	.548	0	0
Bob Shawkey	1930	86	68	0	.558	0	0
Hal Chase	1910-11	85	78	1	.521	0	0
Johnny Keane	1965-66	81	101	0	.445	0	0
Bill Dickey	1946	57	48	0	.543	0	0
Dallas Green	1989	56	65	0	.463	0	0
Harry Wolverton	1912	50	102	1	.329	0	0
Bucky Dent	1989-90	36	53	0	.404	0	0
Clyde King	1982	29	33	0	.468	0	0
Norman "Kid" Elberfeld	1908	27	71	0	.276	0	0
Roger Peckinpaugh	1914	10	10	0	.500	0	0
Johnny Neun	1946	8	6	0	.571	0	0
Art Fletcher	1929	6	5	0	.545	0	0
TOTALS	1903-2024	10,778	8,148	88	.569	41	27



Joe McCarthy [C] is the winningest manager in Yankees history, having compiled a 1,460-867 (.627) regular season record over 16 seasons. He won seven World Series (1932, '36-39, '41, '43) in eight appearances with the club and owns the best career winning percentage of any Yankees skipper who piloted the club for at least two full seasons. In the photo above, he stands between sluggers Lou Gehrig [L] and Babe Ruth [R].

New York Yankees General Managers

Joseph Gavin (1)	1903
Abe Nahan (1)	1904-2/27/1909
Thomas Davis (2)	2/27/1909-12/5/1912
Arthur Irwin (3)	12/6/1912-1914
Harry Sparrow (4)	1/11/1915-5/7/1920
Ed Barrow (4)	10/28/1920-2/20/1945
Larry MacPhail	2/21/1945-10/7/1947
George Weiss	10/7/1947-11/2/1960
Roy Hamey	11/3/1960-10/22/1963
Ralph Houk	10/22/1963-5/7/1966
Dan Topping, Jr. (5)	5/7/1966-10/12/1966
Lee MacPhail	12/3/1966-10/23/1973
Gabe Paul (6)	11/1/1973-12/31/1977
Cedric Tallis (7)	1/1/1978-10/31/1979
Gene Michael	11/1/1979-11/20/1980
Cedric Tallis and Bill Bergesch (8)	11/21/1980-7/1/1983
Murray Cook	7/1/1983-4/9/1984
Clyde King	4/9/1984-10/9/1986
Woody Woodward	10/10/1986-10/18/1987
Lou Piniella	10/19/1987-5/29/1988
Bob Quinn	6/8/1988-3/20/1989
Syd Thrift (9)	3/21/1989-8/29/1989
Bob Quinn	8/29/1989-10/13/1989
Harding Peterson	10/18/1989-8/19/1990
Gene Michael	8/20/1990-10/22/1995
Bob Watson	10/23/1995-2/2/1998
BRIAN CASHMAN	2/3/1998-present



General Manger Bob Watson [R] celebrates with the 1996 World Series trophy after the Yankees defeated Atlanta in Game 6 at Yankee Stadium.

(1) Held title of Secretary and handled all business affairs.
(2) Served as Secretary through the end of 1914, however ceased control over all business matters after the arrival of Arthur Irwin on 12/6/1912.
(3) Held title of Business Manager.
(4) Held titles of Yankees Business Manager and Secretary until 1/17/1939 when he was named president, but performed GM duties throughout.
(5) Served as acting GM and frequently consulted Ralph Houk.
(6) Did not have title of general manager during points of his tenure but performed GM duties.
(7) Al Rosen, who was team president from 3/27/1978-7/19/1979, also performed baseball operations duties typical of a GM during parts of his tenure.
(8) Did not have title of general manager but together performed GM duties.
(9) Formally held title of "Senior Vice President of Baseball Operations" but performed the duties of a GM. Bob Quinn served as his assistant while maintaining the General Manager title he held previous to Thrift's arrival.

Year-by-Year Results

Franchise History: 122 seasons, 59 playoff apps. (Won 27 WS, Lost 14 WS, Lost 7 ALCS, Lost 9 ALDS, Lost 2 WC Games)

AL East Winner (since Div. play in 1969): 21 times (incl. first-half win in 1981); **Wild Card:** 9 times (1995, '97, 2007, '10, '15, '17-18, '20-21)

Year	Postseason	Position	GA/GB	Won	Lost	Tied	Pct.	Manager	Attendance	Stadium
1903		Fourth	-17.0	72	62	2	.537	Clark Griffith	211,808	Hilltop Park
1904		Second	-1.5	92	59	4	.609	Clark Griffith	438,919	Hilltop Park
1905		Sixth	-21.5	71	78	3	.477	Clark Griffith	309,100	Hilltop Park
1906		Second	-3.0	90	61	4	.596	Clark Griffith	434,700	Hilltop Park
1907		Fifth	-21.0	70	78	4	.473	Clark Griffith	350,020	Hilltop Park
1908		Eighth	-39.5	51	103	1	.331	Griffith-Kid Elberfeld	305,500	Hilltop Park
1909		Fifth	-23.5	74	77	2	.490	George Stallings	501,000	Hilltop Park
1910		Second	-14.5	88	63	5	.583	Stallings-Hal Chase	355,857	Hilltop Park
1911		Sixth	-25.5	76	76	1	.500	Hal Chase	302,444	Hilltop Park
1912		Eighth	-55.0	50	102	1	.329	Harry Wolverton	242,194	Hilltop Park
1913		Seventh	-38.0	57	94	2	.377	Frank Chance	357,551	Polo Grounds
1914		T-Sixth	-30.0	70	84	3	.455	Chance-Peckinpaugh	359,477	Polo Grounds
1915		Fifth	-32.5	69	83	2	.454	Bill Donovan	256,035	Polo Grounds
1916		Fourth	-11.0	80	74	2	.519	Bill Donovan	469,211	Polo Grounds
1917		Sixth	-28.5	71	82	2	.464	Bill Donovan	330,294	Polo Grounds
1918		Fourth	-13.5	60	63	3	.488	Miller Huggins	282,047	Polo Grounds
1919		Third	-7.5	80	59	2	.576	Miller Huggins	619,164	Polo Grounds
1920		Third	-3.0	95	59	0	.617	Miller Huggins	1,289,422	Polo Grounds
1921	Lost WS	First	+4.5	98	55	0	.641	Miller Huggins	1,230,696	Polo Grounds
1922	Lost WS	First	+1.0	94	60	0	.610	Miller Huggins	1,026,134	Polo Grounds
1923	Won WS	First	+16.0	98	54	0	.645	Miller Huggins	1,007,066	Orig. Yankee Stadium
1924		Second	-2.0	89	63	1	.586	Miller Huggins	1,053,533	Orig. Yankee Stadium
1925		Seventh	-28.5	69	85	2	.448	Miller Huggins	697,267	Orig. Yankee Stadium
1926	Lost WS	First	+3.0	91	63	1	.591	Miller Huggins	1,027,095	Orig. Yankee Stadium
1927	Won WS	First	+19.0	110	44	1	.714	Miller Huggins	1,164,015	Orig. Yankee Stadium
1928	Won WS	First	+2.5	101	53	0	.656	Miller Huggins	1,072,132	Orig. Yankee Stadium
1929		Second	-18.0	88	66	0	.571	Huggins-Art Fletcher	960,148	Orig. Yankee Stadium
1930		Third	-16.0	86	68	0	.558	Bob Shawkey	1,169,230	Orig. Yankee Stadium
1931		Second	-13.5	94	59	2	.614	Joe McCarthy	912,437	Orig. Yankee Stadium
1932	Won WS	First	+13.0	107	47	2	.695	Joe McCarthy	962,320	Orig. Yankee Stadium
1933		Second	-7.0	91	59	2	.607	Joe McCarthy	728,014	Orig. Yankee Stadium
1934		Second	-7.0	94	60	0	.610	Joe McCarthy	854,682	Orig. Yankee Stadium
1935		Second	-3.0	89	60	0	.597	Joe McCarthy	657,508	Orig. Yankee Stadium
1936	Won WS	First	+19.5	102	51	2	.667	Joe McCarthy	976,913	Orig. Yankee Stadium
1937	Won WS	First	+13.0	102	52	3	.662	Joe McCarthy	998,148	Orig. Yankee Stadium
1938	Won WS	First	+9.5	99	53	5	.651	Joe McCarthy	970,916	Orig. Yankee Stadium
1939	Won WS	First	+17.0	106	45	1	.702	Joe McCarthy	859,785	Orig. Yankee Stadium
1940		Third	-2.0	88	66	1	.571	Joe McCarthy	988,975	Orig. Yankee Stadium
1941	Won WS	First	+17.0	101	53	2	.656	Joe McCarthy	964,722	Orig. Yankee Stadium
1942	Lost WS	First	+9.0	103	51	0	.669	Joe McCarthy	988,251	Orig. Yankee Stadium
1943	Won WS	First	+13.5	98	56	1	.636	Joe McCarthy	645,006	Orig. Yankee Stadium
1944		Third	-6.0	83	71	0	.539	Joe McCarthy	789,995	Orig. Yankee Stadium
1945		Fourth	-6.5	81	71	0	.533	Joe McCarthy	881,846	Orig. Yankee Stadium
1946		Third	-17.0	87	67	0	.565	McCarthy-Dickey-Neun	2,265,512	Orig. Yankee Stadium
1947	Won WS	First	+12.0	97	57	1	.630	Bucky Harris	2,178,937	Orig. Yankee Stadium
1948		Third	-2.5	94	60	0	.610	Bucky Harris	2,373,901	Orig. Yankee Stadium
1949	Won WS	First	+1.0	97	57	1	.630	Casey Stengel	2,281,676	Orig. Yankee Stadium
1950	Won WS	First	+3.0	98	56	1	.636	Casey Stengel	2,081,380	Orig. Yankee Stadium
1951	Won WS	First	+5.0	98	56	0	.636	Casey Stengel	1,950,107	Orig. Yankee Stadium
1952	Won WS	First	+2.0	95	59	0	.617	Casey Stengel	1,629,665	Orig. Yankee Stadium
1953	Won WS	First	+8.5	99	52	0	.656	Casey Stengel	1,537,811	Orig. Yankee Stadium
1954		Second	-8.0	103	51	1	.669	Casey Stengel	1,475,171	Orig. Yankee Stadium
1955	Lost WS	First	+3.0	96	58	0	.623	Casey Stengel	1,490,138	Orig. Yankee Stadium
1956	Won WS	First	+9.0	97	57	0	.680	Casey Stengel	1,491,138	Orig. Yankee Stadium
1957	Lost WS	First	+8.0	98	56	0	.636	Casey Stengel	1,497,134	Orig. Yankee Stadium
1958	Won WS	First	+10.0	92	62	1	.597	Casey Stengel	1,428,438	Orig. Yankee Stadium
1959		Third	-15.0	79	75	1	.513	Casey Stengel	1,552,030	Orig. Yankee Stadium
1960	Lost WS	First	+8.0	97	57	1	.630	Casey Stengel	1,627,349	Orig. Yankee Stadium
1961	Won WS	First	+8.0	109	53	1	.673	Ralph Houk	1,747,725	Orig. Yankee Stadium
1962	Won WS	First	+5.0	96	66	0	.593	Ralph Houk	1,493,574	Orig. Yankee Stadium
1963	Lost WS	First	+10.5	104	57	0	.646	Ralph Houk	1,308,920	Orig. Yankee Stadium
1964	Lost WS	First	+1.0	99	63	2	.611	Yogi Berra	1,305,638	Orig. Yankee Stadium
1965		Sixth	-25.0	77	85	0	.475	Johnny Keane	1,213,552	Orig. Yankee Stadium
1966		Tenth	-26.5	70	89	1	.440	Keane-Houk	1,124,648	Orig. Yankee Stadium
1967		Ninth	-20.0	72	90	1	.444	Ralph Houk	1,259,514	Orig. Yankee Stadium
1968		Fifth	-20.0	83	79	2	.512	Ralph Houk	1,185,666	Orig. Yankee Stadium
1969		Fifth	-28.5	80	81	1	.497	Ralph Houk	1,067,996	Orig. Yankee Stadium
1970		Second	-15.0	93	69	1	.574	Ralph Houk	1,136,879	Orig. Yankee Stadium
1971		Fourth	-21.0	82	80	0	.506	Ralph Houk	1,070,771	Orig. Yankee Stadium
1972		Fourth	-6.5	79	76	0	.510	Ralph Houk	966,328	Orig. Yankee Stadium
1973		Fourth	-17.0	80	82	0	.494	Ralph Houk	1,262,103	Orig. Yankee Stadium
1974		Second	-2.0	89	73	0	.549	Bill Virdon	1,273,075	Shea Stadium
1975		Third	-12.0	83	77	0	.519	Virdon-Billy Martin	1,288,048	Shea Stadium
1976	Lost WS	First	+10.5	97	62	0	.610	Billy Martin	2,012,434	Orig. Yankee Stad. (R)
1977	Won WS	First	+2.5	100	62	0	.617	Billy Martin	2,103,092	Orig. Yankee Stad. (R)
1978	Won WS	First	+1.0	100	63	0	.613	Martin-Bob Lemon	2,335,871	Orig. Yankee Stad. (R)
1979		Fourth	-13.5	89	71	0	.556	Lemon-Martin	2,537,765	Orig. Yankee Stad. (R)



Year	Postseason	Position	GA/GB	Won	Lost	Tied	Pct.	Manager	Attendance	Stadium
1980	Lost ALCS	First	+3.0	103	59	0	.636	Dick Howser	2,627,417	Orig. Yankee Stad. (R)
1981	Lost WS	First	+2.0	34	22	0	.607	Gene Michael		
		Sixth	-5.0	25	26	0	.490	Michael-Lemon	1,614,353	Orig. Yankee Stad. (R)
1982		Fifth	-16.0	79	83	0	.488	Lemon-Michael-C. King	2,041,219	Orig. Yankee Stad. (R)
1983		Third	-7.0	91	71	0	.562	Billy Martin	2,257,976	Orig. Yankee Stad. (R)
1984		Third	-17.0	87	75	0	.537	Yogi Berra	1,821,815	Orig. Yankee Stad. (R)
1985		Second	-2.0	97	64	0	.602	Berra-Martin	2,214,587	Orig. Yankee Stad. (R)
1986		Second	-5.5	90	72	0	.556	Lou Piniella	2,268,030	Orig. Yankee Stad. (R)
1987		Fourth	-9.0	89	73	0	.549	Lou Piniella	2,427,672	Orig. Yankee Stad. (R)
1988		Fifth	-3.5	85	76	0	.528	Martin-Piniella	2,633,701	Orig. Yankee Stad. (R)
1989		Fifth	-14.5	74	87	0	.460	Dallas Green-B. Dent	2,170,485	Orig. Yankee Stad. (R)
1990		Seventh	-21.0	67	95	0	.414	Dent-Stump Merrill	2,006,436	Orig. Yankee Stad. (R)
1991		Fifth	-21.0	71	91	0	.438	Stump Merrill	1,863,733	Orig. Yankee Stad. (R)
1992		T-Fourth	-20.0	76	86	0	.469	Buck Showalter	1,748,773	Orig. Yankee Stad. (R)
1993		Second	-7.0	88	74	0	.543	Buck Showalter	2,416,965	Orig. Yankee Stad. (R)
1994		First	+6.5	70	43	0	.619	Buck Showalter	1,675,556	Orig. Yankee Stad. (R)
1995	Lost ALDS	Second (WC)	-7.0	79	65	1	.549	Buck Showalter	1,705,263	Orig. Yankee Stad. (R)
1996	Won WS	First	+4.0	92	70	0	.568	Joe Torre	2,250,877	Orig. Yankee Stad. (R)
1997	Lost ALDS	Second (WC)	-2.0	96	66	0	.593	Joe Torre	2,580,445	Orig. Yankee Stad. (R)
1998	Won WS	First	+22.0	114	48	0	.704	Joe Torre	2,919,046	Orig. Yankee Stad. (R)
1999	Won WS	First	+4.0	98	64	0	.605	Joe Torre	3,292,736	Orig. Yankee Stad. (R)
2000	Won WS	First	+2.5	87	74	0	.540	Joe Torre	3,227,657	Orig. Yankee Stad. (R)
2001	Lost WS	First	+13.5	95	65	1	.594	Joe Torre	3,264,777	Orig. Yankee Stad. (R)
2002	Lost ALDS	First	+10.5	103	58	0	.640	Joe Torre	3,461,644	Orig. Yankee Stad. (R)
2003	Lost WS	First	+6.0	101	61	1	.623	Joe Torre	3,465,585	Orig. Yankee Stad. (R)
2004	Lost ALCS	First	+3.0	101	61	0	.623	Joe Torre	3,775,292	Orig. Yankee Stad. (R)
2005	Lost ALDS	T-First	0.0	95	67	0	.586	Joe Torre	4,090,692	Orig. Yankee Stad. (R)
2006	Lost ALDS	First	+10.0	97	65	0	.599	Joe Torre	4,243,780	Orig. Yankee Stad. (R)
2007	Lost ALDS	Second (WC)	-2.0	94	68	0	.580	Joe Torre	4,271,083	Orig. Yankee Stad. (R)
2008		Third	-8.0	89	73	0	.549	Joe Girardi	4,298,543	Orig. Yankee Stad. (R)
2009	Won WS	First	+8.0	103	59	0	.636	Joe Girardi	3,719,358	Yankee Stadium
2010	Lost ALCS	Second (WC)	-1.0	95	67	0	.586	Joe Girardi	3,765,807	Yankee Stadium
2011	Lost ALDS	First	+6.0	97	65	0	.599	Joe Girardi	3,653,700	Yankee Stadium
2012	Lost ALCS	First	+2.0	95	67	0	.586	Joe Girardi	3,542,406	Yankee Stadium
2013		T-Third	-12.0	85	77	0	.525	Joe Girardi	3,279,589	Yankee Stadium
2014		Second	-12.0	84	78	0	.519	Joe Girardi	3,401,624	Yankee Stadium
2015	Lost WC	Second (WC)	-6.0	87	75	0	.537	Joe Girardi	3,193,795	Yankee Stadium
2016		Fourth	-9.0	84	78	0	.519	Joe Girardi	3,063,405	Yankee Stadium
2017	Lost ALCS	Second (WC)	-2.0	91	71	0	.562	Joe Girardi	3,146,966	Yankee Stadium
2018	Lost ALDS	Second (WC)	-8.0	100	62	0	.617	Aaron Boone	3,482,865	Yankee Stadium
2019	Lost ALCS	First	+7.0	103	59	0	.636	Aaron Boone	3,304,404	Yankee Stadium
2020	Lost ALDS	Second (WC)	-7.0	33	27	0	.550	Aaron Boone	N/A	Yankee Stadium
2021	Lost WC	T-Second (WC)	-8.0	92	70	0	.568	Aaron Boone	1,959,854	Yankee Stadium
2022	Lost ALCS	First	+7.0	99	63	0	.611	Aaron Boone	3,136,207	Yankee Stadium
2023		Fourth	-19.0	82	80	0	.506	Aaron Boone	3,269,016	Yankee Stadium
2024	Lost WS	First	+3.0	94	68	0	.580	Aaron Boone	3,309,838	Yankee Stadium
Totals (122 Seasons)				10,778	8,148	88	.569	T=Tied / R=Remodeled Original Yankee Stadium		



The 1923 Yankees — The first World Series-winning team in franchise history

Led by Manager Miller Huggins, the 1923 Yankees went 98-54 during the regular season before winning the first World Series in franchise history, 4-games-to-2 over the New York Giants. The season was a turning point for the Yankees in many ways, most notably because it marked the inaugural season of the original Yankee Stadium. The victory also established the Yankees as New York City's dominant team after losses to John McGraw's Giants in the prior two Fall Classics, 5-games-to-3 in 1921 and 4-games-to-0 (with one tie) in 1922.

Top Row: Doc Woods (trainer), Joe Bush, Bob Meusel, Fred Hofmann, Herb Pennock, Waite Hoyt, Bob Shawke, Elmer Smith, Carl Mays, Oscar Roettger, Babe Ruth, Wally Pipp. **Middle Row:** Sam Jones, Whitey Witt, Everett Scott, Wally Schang, Miller Huggins (manager), Charlie O'Leary (coach), Mike McNally, Aaron Ward, Joe Dugan. **Seated:** Benny Bengough, Hinkley Haines, Lou Gehrig, George Pipgras, Ernie Johnson, Mike Gazella, Harvey Hendrick.



Year-by-Year Team Hitting Statistics

YEAR	AVG	AB	R	H	HR	RBI	SB	BB	SO	E
1903	.249	4565	579	1136	18	474	160	332	465	264
1904	.259	5220	598	1354	27	499	163	312	548	275
1905	.248	4957	587	1228	23	480	200	360	537	293
1906	.264	5095	641	1345	17	528	192	331	--	272
1907	.249	5042	604	1257	15	497	206	304	--	334
1908	.236	5036	456	1187	13	372	230	288	--	337
1909	.248	4981	591	1234	16	473	187	407	--	330
1910	.248	5050	629	1252	20	492	289	464	--	285
1911	.272	5056	686	1375	25	577	270	493	--	328
1912	.259	5095	632	1320	18	502	247	463	--	382
1913	.237	4880	529	1157	8	430	203	534	617	293
1914	.229	4992	536	1144	12	416	251	577	711	238
1915	.233	4982	583	1162	31	459	198	570	668	217
1916	.246	5200	575	1277	35	492	179	516	632	225
1917	.239	5136	524	1226	27	445	136	496	535	219
1918	.257	4224	491	1085	20	406	88	367	370	161
1919	.267	4775	582	1275	45	499	101	386	479	193
1920	.280	5176	838	1448	115	747	64	539	626	194
1921	.300	5249	948	1576	134	861	89	588	567	222
1922	.287	5245	758	1504	95	674	62	497	532	157
1923	.291	5347	823	1554	105	770	69	521	516	144
1924	.289	5340	798	1516	98	734	69	478	420	156
1925	.275	5353	706	1471	110	638	67	470	482	160
1926	.289	5221	847	1508	121	794	79	642	580	210
1927	.307	5347	975	1644	158	908	90	635	605	195
1928	.296	5337	894	1578	133	817	51	562	544	194
1929	.295	5379	899	1587	142	828	51	554	518	178
1930	.309	5448	1062	1683	152	986	91	644	569	207
1931	.297	5608	1067	1667	155	990	139	748	554	169
1932	.286	5477	1002	1564	160	955	77	766	527	188
1933	.283	5274	927	1495	144	849	74	700	506	165
1934	.278	5368	842	1494	135	791	71	700	597	157
1935	.280	5214	818	1462	104	755	68	604	469	151
1936	.300	5591	1065	1676	182	995	76	700	594	163
1937	.283	5487	979	1554	174	922	60	709	607	170
1938	.274	5410	966	1480	174	917	91	749	616	169
1939	.287	5300	967	1521	166	903	72	701	543	126
1940	.259	5286	817	1371	155	757	59	648	606	152
1941	.269	5444	830	1464	151	774	51	616	565	165
1942	.269	5305	801	1429	108	744	69	591	556	142
1943	.256	5282	669	1350	100	635	46	624	562	160
1944	.264	5331	674	1410	96	631	91	523	627	156
1945	.259	5176	676	1343	93	639	64	617	567	175
1946	.248	5139	684	1275	136	649	48	627	706	150
1947	.271	5308	794	1439	115	746	27	610	581	109
1948	.278	5324	857	1480	139	806	24	623	478	120
1949	.269	5196	829	1396	115	759	58	731	539	138
1950	.282	5361	914	1511	159	863	41	687	463	119
1951	.269	5194	798	1395	140	741	78	605	547	144
1952	.267	5294	727	1411	129	672	52	566	652	127
1953	.273	5194	801	1420	139	762	34	556	644	126
1954	.268	5226	805	1400	133	747	34	650	632	126
1955	.260	5161	762	1342	175	722	55	609	658	128
1956	.270	5312	857	1433	190	788	51	615	755	136
1957	.268	5271	723	1412	145	682	49	562	709	123
1958	.268	5294	759	1418	164	715	48	537	822	128
1959	.260	5379	687	1397	153	651	45	457	828	131
1960	.260	5290	746	1377	193	699	37	537	818	129
1961	.263	5559	827	1461	240	781	28	543	785	124
1962	.267	5644	817	1509	199	791	42	584	842	131
1963	.252	5506	714	1387	188	666	42	434	808	110
1964	.253	5705	730	1442	162	688	54	520	976	109
1965	.235	5470	611	1286	149	576	35	489	951	137
1966	.235	5330	611	1254	162	569	49	485	817	142
1967	.225	5443	522	1225	100	473	63	532	1043	154
1968	.214	5310	536	1137	109	501	90	566	958	139
1969	.235	5308	562	1247	94	521	119	565	840	131
1970	.251	5492	680	1381	111	627	105	588	808	130
1971	.254	5413	648	1377	97	607	75	581	717	125
1972	.249	5168	557	1288	103	526	71	491	689	134
1973	.261	5492	641	1435	131	616	47	489	680	156
1974	.263	5524	671	1451	101	637	53	515	690	142

YEAR	AVG	AB	R	H	HR	RBI	SB	BB	SO	E
1975	.264	5415	681	1430	110	642	102	486	710	135
1976	.269	5555	730	1496	120	682	163	470	616	126
1977	.281	5605	831	1576	184	784	93	533	681	132
1978	.267	5583	735	1489	125	693	98	505	695	113
1979	.266	5421	734	1443	150	594	64	509	590	122
1980	.267	5553	820	1484	189	772	86	643	739	138
1981	.252	5329	421	889	100	403	46	391	434	72
1982	.256	5526	709	1417	161	666	69	590	719	128
1983	.273	5631	770	1535	153	728	84	533	686	139
1984	.276	5661	758	1560	130	725	62	534	673	142
1985	.267	5458	839	1458	176	793	155	620	771	126
1986	.271	5570	797	1512	188	745	139	645	911	127
1987	.262	5511	788	1445	196	749	105	604	949	102
1988	.263	5592	772	1469	148	713	146	588	935	134
1989	.269	5458	698	1470	130	657	137	502	831	122
1990	.241	5483	603	1322	147	561	119	427	1027	126
1991	.256	5541	674	1418	147	630	109	473	861	133
1992	.261	5593	733	1462	163	703	78	536	903	114
1993	.279	5615	821	1568	178	793	39	629	910	105
1994	.290	3986	670	1155	139	632	55	530	660	80
1995	.276	4947	749	1365	122	709	50	625	851	74
1996	.288	5628	871	1621	162	830	96	632	909	91
1997	.287	5710	891	1636	161	846	99	676	954	104
1998	.288	5643	965	1625	207	907	153	653	1025	98
1999	.282	5568	900	1568	193	855	104	718	978	111
2000	.277	5556	871	1541	205	833	99	631	1007	109
2001	.267	5577	804	1488	203	774	161	519	1035	109
2002	.275	5601	897	1540	223	857	100	640	1171	127
2003	.271	5605	877	1518	230	845	98	684	1042	114
2004	.268	5527	897	1483	242	863	84	700	982	99
2005	.276	5624	886	1552	229	847	84	637	989	95
2006	.285	5651	930	1608	210	902	139	649	1053	104
2007	.290	5717	968	1656	201	929	123	637	991	88
2008	.271	5572	789	1512	180	758	118	535	1015	83
2009	.283	5660	915	1604	244	881	111	663	1014	86
2010	.267	5567	859	1485	201	823	103	662	1136	69
2011	.263	5518	867	1452	222	836	147	627	1138	102
2012	.265	5524	804	1462	245	774	93	565	1176	75
2013	.242	5449	650	1321	144	614	115	466	1214	63
2014	.245	5497	633	1349	147	591	112	452	1133	92
2015	.251	5567	764	1397	212	737	63	554	1227	93
2016	.252	5458	680	1378	183	647	72	475	1188	86
2017	.262	5594	858	1463	241	821	90	616	1386	95
2018	.249	5515	851	1374	267	821	63	625	1421	94
2019	.267	5583	943	1493	306	904	55	569	1437	102
2020	.247	1915	315	473	94	301	27	251	480	48
2021	.237	5331	711	1266	222	666	63	621	1482	98
2022	.241	5422	807	1308	254	764	102	620	1391	74
2023	.227	5323	673	1207	219	650	100	557	1427	96
2024	.248	5450	815	1352	237	782	88	672	1326	93



The 1930 Yankees finished with the highest single-season batting average (.309) and more hits (1,683) than any other team in franchise history. The club was led by Lou Gehrig [L] and Babe Ruth [R], who hit .379 and .359, respectively.



Year-by-Year Team Pitching Statistics

YEAR	W-L	ERA	CG	SHO	SV	SO	BB
1903	72-62	3.08	111	7	2	463	245
1904	92-59	2.57	123	15	1	684	311
1905	71-78	2.93	88	10	9	642	396
1906	90-61	2.78	99	18	5	605	351
1907	70-78	3.03	93	9	7	511	428
1908	51-103	3.16	91	11	6	584	457
1909	74-77	2.68	94	16	14	597	422
1910	88-63	2.59	110	14	10	654	364
1911	76-76	3.54	91	5	9	667	406
1912	50-102	4.13	109	3	3	637	436
1913	57-94	3.27	78	7	6	530	455
1914	70-84	2.81	97	5	7	563	390
1915	69-83	3.09	100	11	2	559	517
1916	80-74	2.77	83	10	18	616	476
1917	71-82	2.66	87	9	7	571	427
1918	60-63	3.03	59	9	11	369	463
1919	80-59	2.78	85	14	7	500	433
1920	95-59	3.31	88	16	11	480	420
1921	98-55	3.79	92	7	15	481	470
1922	94-60	3.39	98	7	14	458	423
1923	98-54	3.66	102	9	10	506	491
1924	89-63	3.86	76	13	13	487	522
1925	69-85	4.33	80	8	13	492	505
1926	91-63	3.86	64	4	20	486	478
1927	110-44	3.20	82	11	20	431	409
1928	101-53	3.74	82	13	21	487	452
1929	88-66	4.17	64	12	18	484	485
1930	86-68	4.88	65	7	15	572	524
1931	94-59	4.20	78	4	17	686	543
1932	107-47	3.98	95	11	15	780	561
1933	91-59	4.36	70	8	22	711	612
1934	94-60	3.76	83	13	10	656	542
1935	89-60	3.60	76	12	13	594	516
1936	102-51	4.17	77	6	21	624	663
1937	102-52	3.65	82	15	21	652	506
1938	99-53	3.91	91	11	13	567	566
1939	106-45	3.31	87	13	26	565	567
1940	88-66	3.89	76	10	14	559	511
1941	101-53	3.53	75	13	26	589	598
1942	103-51	2.91	88	18	17	558	431
1943	98-56	2.93	83	14	13	653	489
1944	83-71	3.39	78	9	13	529	532
1945	81-71	3.45	78	9	14	474	485
1946	87-67	3.13	68	17	17	653	552
1947	97-57	3.39	73	14	21	691	628
1948	94-60	3.75	62	16	24	654	641
1949	97-57	3.69	59	12	36	671	812
1950	98-56	4.15	66	12	31	712	708
1951	98-56	3.56	66	24	22	664	562
1952	95-59	3.14	72	17	27	666	581
1953	99-52	3.20	50	16	39	604	500
1954	103-51	3.26	51	16	37	655	552

YEAR	W-L	ERA	CG	SHO	SV	SO	BB
1955	96-58	3.23	52	19	33	732	688
1956	97-57	3.63	50	10	35	732	652
1957	98-56	3.00	41	13	42	810	580
1958	92-62	3.22	53	21	33	796	557
1959	79-75	3.60	38	15	28	836	594
1960	97-57	3.52	38	16	42	712	609
1961	109-53	3.46	47	14	39	866	542
1962	96-66	3.70	33	10	42	838	499
1963	104-57	3.07	59	19	31	965	476
1964	99-63	3.15	46	18	45	989	504
1965	77-85	3.28	41	11	31	1001	511
1966	70-89	3.42	29	7	32	842	443
1967	72-90	3.24	37	16	27	898	480
1968	83-79	2.79	45	14	27	831	424
1969	80-81	3.23	53	13	20	801	522
1970	93-69	3.25	36	6	49	777	451
1971	81-80	3.45	67	15	12	707	423
1972	79-76	3.05	35	19	39	625	419
1973	80-82	3.34	47	16	39	708	457
1974	89-73	3.31	53	13	24	829	528
1975	83-77	3.29	70	11	20	809	502
1976	97-62	3.19	62	15	37	448	674
1977	100-62	3.61	52	16	34	758	486
1978	100-63	3.18	39	16	36	817	478
1979	89-71	3.83	43	10	37	731	455
1980	103-59	3.58	29	15	50	845	463
1981	59-48	2.90	16	13	30	606	287
1982	79-83	3.99	24	8	39	939	491
1983	91-71	3.86	47	12	32	892	455
1984	87-75	3.78	15	12	43	992	518
1985	97-64	3.69	25	9	49	907	518
1986	90-72	4.11	13	8	58	878	492
1987	89-73	4.36	19	10	47	900	542
1988	85-76	4.25	16	4	43	861	487
1989	74-87	4.50	15	9	44	787	521
1990	67-95	4.21	15	6	41	909	618
1991	71-91	4.42	3	6	17	936	506
1992	76-86	4.21	20	9	44	851	612
1993	88-74	4.35	11	13	38	899	552
1994	70-43	4.34	8	2	31	656	398
1995	79-65	4.56	18	5	35	908	535
1996	92-70	4.65	6	9	52	1139	610
1997	96-66	3.84	11	10	51	1165	532
1998	114-48	3.82	22	16	48	1080	466
1999	98-64	4.13	6	10	50	1111	581
2000	87-74	4.76	9	6	40	1040	577
2001	95-65	4.02	7	9	57	1266	465
2002	103-58	3.87	9	11	53	1135	403
2003	101-61	4.02	8	12	49	1119	375
2004	101-61	4.69	1	5	59	1058	445
2005	95-67	4.52	8	14	46	985	463
2006	97-65	4.41	5	8	43	1019	496

YEAR	W-L	ERA	CG	SHO	SV	SO	BB
2007	94-68	4.49	1	5	34	1009	578
2008	89-73	4.28	1	11	42	1141	489
2009	103-59	4.26	3	8	51	1260	574
2010	95-67	4.06	3	8	39	1154	540
2011	97-65	3.73	5	8	47	1222	507
2012	95-67	3.84	6	9	51	1318	431
2013	85-77	3.94	7	10	49	1233	437
2014	84-78	3.75	5	10	48	1370	398
2015	87-75	4.03	3	4	48	1370	474
2016	84-78	4.16	0	10	48	1393	444
2017	91-71	3.72	2	7	36	1560	504
2018	100-62	3.78	2	11	49	1634	494
2019	103-59	4.31	1	9	50	1534	507
2020	33-27	4.35	2	2	14	528	168
2021	92-70	3.74	3	13	47	1569	492
2022	99-63	3.30	1	16	47	1459	444
2023	82-80	3.97	3	8	44	1439	508
2024	94-68	3.74	0	14	45	1457	533



Urban Shocker went 61-37 as a Yankee (1916-17, '26-28), including an 18-6 mark with a 2.84 ERA in his final full season in the Majors in 1927.

Yankees Year-by-Year Save Leaders


Year	Pitcher	W	SV
1969	.. Aker	8	11
1970	.. McDaniel	9	29
1971	.. McDaniel	5	4
1972	.. Aker	4	4
1973	.. Lyle	9	AL35
1974	.. Lyle	5	27
1975	.. Lyle	9	15
1976	.. Martinez	1	8
1977	.. Lyle	7	AL23
1978	.. Lyle	13	26
1979	.. Gossage	10	AL27
1980	.. Gossage	5	18
1981	.. Gossage	6	MLB33
1982	.. Gossage	4	20
1983	.. Gossage	3	30
1984	.. Gossage	13	22
1985	.. Righetti	5	31
1986	.. Righetti	12	29
1987	.. Righetti	8	MLB46
1988	.. Righetti	8	31
1989	.. Righetti	5	25

Year	Pitcher	W	SV
1989	.. Righetti	2	25
1990	.. Righetti	1	36
1991	.. Farr	5	23
1992	.. Farr	2	30
1993	.. Farr	2	25
1994	.. Howe	3	15
1995	.. Wetteland	1	31
1996	.. Wetteland	2	AL43
1997	.. Rivera	6	43
1998	.. Rivera	3	36
1999	.. Rivera	4	MLB45
2000	.. Rivera	7	36
2001	.. Rivera	4	MLB50
2002	.. Rivera	1	28
2003	.. Rivera	5	40
2004	.. Rivera	4	MLB53
2005	.. Rivera	7	43
2006	.. Rivera	5	34
2007	.. Rivera	3	30
2008	.. Rivera	6	39
2009	.. Rivera	3	44

Year	Pitcher	W	SV
2010	.. Rivera	3	33
2011	.. Rivera	1	44
2012	.. Soriano	2	42
2013	.. Rivera	6	44
2014	.. Robertson	4	39
2015	.. Miller	3	36
2016	.. Chapman	3	20
2017	.. Chapman	4	22
2018	.. Chapman	3	32
2019	.. Chapman	3	37
2020	.. Britton	1	38
2021	.. Chapman	6	30
2022	.. Holmes	7	20
2023	.. Holmes	4	24
2024	.. Holmes	3	30

Official statistic since 1969

AL=Led AL; MLB=Led MLB; T=ted for AL or MLB lead



Dave Righetti is one of three pitchers in MLB history (also Dennis Eckersley and Derek Lowe), who has led a league in saves and thrown a no-hitter. The photo above is from his 4-0, no-hitter on July 4, 1983 vs. Boston.

Year-by-Year Hitting Leaders

BATTING AVERAGE

1903 Keeler.....	318	1928 Gehrig.....	374	1953 Bauer.....	304	1978 Piniella.....	314	2003 Jeter.....	324
1904 Keeler.....	343	1929 Lazzari.....	353	1954 Noren.....	319	1979 Piniella, Jackson.....	297	2004 Matsui.....	298
1905 Keeler.....	302	1930 Gehrig.....	379	1955 Mantle.....	306	1980 Watson.....	307	2005 Rodriguez.....	321
1906 Chase.....	323	1931 Ruth.....	373	1956 Mantle*.....	353	1981 Mumphy.....	307	2006 Jeter.....	343
1907 Chase.....	287	1932 Gehrig.....	349	1957 Mantle.....	365	1982 Mumphy.....	300	2007 Posada.....	338
1908 Hemphill.....	297	1933 Gehrig.....	334	1958 Mantle.....	304	1983 Baylor.....	303	2008 Damon.....	303
1909 LaPorte.....	298	1934 Gehrig*.....	363	1959 Richardson.....	301	1984 Mattingly*.....	343	2009 Jeter.....	334
1910 Knight.....	312	1935 Gehrig.....	329	1960 Skowron.....	309	1985 Mattingly.....	324	2010 Canó.....	319
1911 Cree.....	348	1936 Dickey.....	362	1961 Howard.....	348	1986 Mattingly.....	352	2011 Canó.....	302
1912 Paddock.....	288	1937 Gehrig.....	351	1962 Mantle.....	321	1987 Mattingly.....	327	2012 Jeter.....	316
1913 Cree.....	272	1938 DiMaggio.....	324	1963 Howard.....	287	1988 Winfield.....	322	2013 Canó.....	314
1914 Cook.....	282	1939 DiMaggio*.....	381	1964 Howard.....	313	1989 Sax.....	315	2014 Ellsbury.....	271
1915 Maisel.....	281	1940 DiMaggio*.....	352	1965 Tresh.....	279	1990 R. Kelly.....	285	2015 Beltrán.....	276
1916 Pipp.....	263	1941 DiMaggio.....	357	1966 Mantle.....	288	1991 Sax.....	304	2016 Gregorius.....	276
1917 Baker.....	282	1942 Gordon.....	322	1967 Clarke.....	272	1992 Mattingly.....	288	2017 Gregorius.....	287
1918 Baker.....	306	1943 Johnson.....	280	1968 White.....	267	1993 O'Neill.....	311	2018 Andújar.....	297
1919 Peckinpugh.....	305	1944 Stirnweiss.....	319	1969 White.....	290	1994 O'Neill*.....	359	2019 LEMAHIEU.....	327
1920 Ruth.....	376	1945 Stirnweiss*.....	309	1970 Munson.....	302	1995 Boggs.....	324	2020 LEMAHIEU*.....	364
1921 Ruth.....	377	1946 DiMaggio.....	290	1971 Murcer.....	331	1996 Jeter.....	314	2021 JUDGE.....	287
1922 Pipp.....	329	1947 DiMaggio.....	315	1972 Murcer.....	292	1997 B. Williams.....	328	2022 JUDGE.....	311
1923 Ruth.....	394	1948 DiMaggio.....	320	1973 Murcer.....	304	1998 B. Williams*.....	339	2023 Torres.....	272
1924 Ruth*.....	378	1949 Henrich.....	287	1974 Piniella.....	305	1999 Jeter.....	349	2024 JUDGE.....	323
1925 Combs.....	342	1950 Rizzuto.....	324	1975 Munson.....	318	2000 Jeter.....	339		
1926 Ruth.....	372	1951 McDougald.....	306	1976 Rivers.....	312	2001 Jeter.....	311		
1927 Gehrig.....	373	1952 Mantle.....	311	1977 Rivers.....	326	2002 B. Williams.....	333		

HITS

1903 Keeler.....	164	1928 Gehrig.....	210	1953 McDougald.....	154	1978 Munson.....	183	2003 Soriano.....	198
1904 Keeler.....	185	1929 Combs.....	202	1954 Berra.....	179	1979 Randolph, Chambliss.....	155	2004 Jeter.....	188
1905 Keeler.....	169	1930 Gehrig.....	220	1955 Mantle.....	158	1980 Jackson.....	154	2005 Jeter.....	202
1906 Chase.....	193	1931 Gehrig*.....	211	1956 Mantle.....	188	1981 Winfield.....	114	2006 Jeter.....	214
1907 Chase.....	143	1932 Gehrig.....	208	1957 Mantle.....	173	1982 Randolph.....	155	2007 Jeter.....	206
1908 Hemphill.....	150	1933 Gehrig.....	198	1958 Mantle.....	158	1983 Winfield.....	169	2008 Abreu.....	180
1909 Engle.....	137	1934 Gehrig.....	210	1959 Mantle.....	154	1984 Mattingly*.....	207	2009 Jeter.....	212
1910 Chase.....	151	1935 Rolfe.....	192	1960 Skowron.....	166	1985 Mattingly.....	211	2010 Canó.....	200
1911 Cree.....	181	1936 DiMaggio.....	206	1961 Richardson.....	173	1986 Mattingly*.....	238	2011 Canó.....	188
1912 Chase.....	143	1937 DiMaggio.....	215	1962 Richardson*.....	209	1987 Mattingly.....	186	2012 Jeter*.....	216
1913 Cree.....	145	1938 Rolfe.....	196	1963 Richardson.....	167	1988 Mattingly.....	186	2013 Canó.....	190
1914 Cook.....	133	1939 Rolfe*.....	213	1964 Richardson.....	181	1989 Sax.....	205	2014 Ellsbury.....	156
1915 Maisel.....	149	1940 DiMaggio.....	179	1965 Tresh.....	168	1990 R. Kelly.....	183	2015 Headley.....	150
1916 Pipp.....	143	1941 DiMaggio.....	193	1966 Richardson.....	153	1991 Sax.....	198	2016 Castro.....	156
1917 Baker.....	156	1942 DiMaggio.....	186	1967 Clarke.....	160	1992 Mattingly.....	184	2017 Gardner.....	157
1918 Baker.....	154	1943 Johnson.....	166	1968 White.....	154	1993 Boggs.....	169	2018 Andújar.....	170
1919 Baker.....	166	1944 Stirnweiss*.....	205	1969 Clarke.....	184	1994 O'Neill.....	132	2019 LEMAHIEU.....	197
1920 Pratt.....	180	1945 Stirnweiss*.....	195	1970 White.....	180	1995 B. Williams.....	173	2020 LEMAHIEU.....	71
1921 Ruth.....	204	1946 Keller.....	148	1971 Murcer.....	175	1996 Jeter.....	183	2021 LEMAHIEU.....	160
1922 Pipp.....	190	1947 DiMaggio.....	168	1972 Murcer.....	171	1997 Jeter.....	190	2022 JUDGE.....	177
1923 Ruth.....	205	1948 DiMaggio.....	190	1973 Murcer.....	187	1998 Jeter.....	203	2023 Torres.....	163
1924 Ruth.....	200	1949 Rizzuto.....	169	1974 Murcer.....	166	1999 Jeter*.....	219	2024 JUDGE.....	180
1925 Combs.....	203	1950 Rizzuto.....	200	1975 Munson.....	190	2000 Jeter.....	201		
1926 Ruth.....	184	1951 Berra.....	161	1976 Chambliss.....	188	2001 Jeter.....	191		
1927 Combs*.....	231	1952 Mantle.....	171	1977 Rivers.....	184	2002 Soriano*.....	209		

HOME RUNS

1903 McFarland.....	5	1928 Ruth*.....	54	1953 Berra.....	27	1978 Jackson, Nettles.....	27	2003 Giambi.....	41
1904 Dougherty, Ganzel.....	3	1929 Ruth*.....	46	1954 Mantle.....	27	1979 Jackson.....	29	2004 Rodriguez, Sheffield.....	36
1905 Williams.....	6	1930 Ruth*.....	49	1955 Mantle*.....	37	1980 Jackson*.....	41	2005 Rodriguez*.....	48
1906 Conroy.....	4	1931 Ruth*, Gehrig*.....	46	1956 Mantle*.....	52	1981 Jackson, Nettles.....	15	2006 Giambi.....	37
1907 Hoffman.....	5	1932 Ruth.....	41	1957 Mantle.....	34	1982 Winfield.....	37	2007 Rodriguez*.....	54
1908 Niles.....	4	1933 Ruth.....	34	1958 Mantle*.....	42	1983 Winfield.....	32	2008 Rodriguez.....	35
1909 Chase, Demmitt.....	4	1934 Gehrig*.....	49	1959 Mantle.....	31	1984 Baylor.....	27	2009 Teixeira*.....	39
1910 Wolter, Cree.....	4	1935 Gehrig.....	30	1960 Mantle*.....	40	1985 Mattingly.....	35	2010 Teixeira.....	33
1911 Wolter, Cree.....	4	1936 Gehrig*.....	49	1961 Maris*.....	31	1986 Mattingly.....	31	2011 Granderson.....	41
1912 Zinn.....	6	1937 DiMaggio*.....	46	1962 Maris.....	33	1987 Pagliarulo.....	32	2012 Granderson.....	43
1913 Wolter, Sweeney.....	2	1938 DiMaggio.....	32	1963 Howard.....	28	1988 Clark.....	27	2013 Canó.....	27
1914 Peckinpugh.....	3	1939 DiMaggio.....	30	1964 Mantle.....	35	1989 Mattingly.....	23	2014 McCann.....	23
1915 L. Boone, Peckinpugh.....	5	1940 DiMaggio.....	31	1965 Tresh.....	26	1990 Barfield.....	25	2015 Rodriguez.....	33
1916 Pipp*.....	12	1941 Keller.....	33	1966 Pepitone.....	31	1991 Nokes.....	24	2016 Beltrán.....	22
1917 Pipp*.....	9	1942 Keller.....	26	1967 Mantle.....	22	1992 Tartabull.....	25	2017 JUDGE*.....	52
1918 Baker.....	6	1943 Keller.....	31	1968 Mantle.....	18	1993 Tartabull.....	31	2018 STANTON.....	38
1919 Baker.....	10	1944 Etten*.....	22	1969 Pepitone.....	27	1994 O'Neill.....	21	2019 Torres.....	38
1920 Ruth*.....	54	1945 Etten.....	18	1970 Murcer.....	23	1995 O'Neill.....	22	2020 Voit*.....	22
1921 Ruth*.....	59	1946 Keller.....	30	1971 Murcer.....	25	1996 B. Williams.....	29	2021 JUDGE.....	39
1922 Ruth.....	35	1947 DiMaggio.....	20	1972 Murcer.....	33	1997 Martinez.....	44	2022 JUDGE*.....	62
1923 Ruth*.....	41	1948 DiMaggio*.....	39	1973 Murcer, Nettles.....	22	1998 Martinez.....	28	2023 JUDGE.....	37
1924 Ruth*.....	46	1949 Henrich.....	24	1974 Nettles.....	22	1999 Martinez.....	28	2024 JUDGE*.....	58
1925 Meusel*.....	33	1950 DiMaggio.....	32	1975 Bonds.....	32	2000 B. Williams.....	30		
1926 Ruth*.....	47	1951 Berra.....	27	1976 Nettles*.....	32	2001 Martinez.....	34		
1927 Ruth*.....	60	1952 Berra.....	30	1977 Nettles.....	37	2002 Giambi.....	41		

*Tied or Led League



RBI (official statistic since 1920)

1903 Williams.....	82	1928 Gehrig*.....	147	1953 Berra.....	108	1978 Jackson.....	97	2003 Giambi.....	107
1904 Anderson.....	82	1929 Ruth.....	154	1954 Berra.....	125	1979 Jackson.....	89	2004 Sheffield.....	121
1905 Williams.....	60	1930 Gehrig*.....	173	1955 Berra.....	108	1980 Jackson.....	111	2005 Rodriguez.....	130
1906 Williams.....	77	1931 Gehrig*.....	184	1956 Mantle*.....	130	1981 Winfield.....	68	2006 Rodriguez.....	121
1907 Chase.....	68	1932 Gehrig.....	151	1957 Mantle.....	94	1982 Winfield.....	106	2007 Rodriguez*.....	156
1908 Hemphill.....	44	1933 Gehrig.....	139	1958 Mantle.....	97	1983 Winfield.....	116	2008 Rodriguez.....	103
1909 Engle.....	71	1934 Gehrig*.....	166	1959 Mantle.....	75	1984 Mattingly.....	110	2009 Teixeira*.....	122
1910 Chase.....	73	1935 Gehrig.....	119	1960 Maris*.....	112	1985 Mattingly*.....	145	2010 Rodriguez.....	125
1911 Hartzell.....	91	1936 Gehrig.....	152	1961 Maris*.....	141	1986 Mattingly.....	113	2011 Granderson*.....	119
1912 Chase.....	58	1937 DiMaggio.....	167	1962 Maris.....	100	1987 Mattingly.....	115	2012 Granderson.....	106
1913 Cree.....	63	1938 DiMaggio.....	140	1963 Pepitone.....	89	1988 Winfield.....	107	2013 Canó.....	107
1914 Peckinpough.....	51	1939 DiMaggio.....	126	1964 Mantle.....	111	1989 Mattingly.....	113	2014 McCann.....	75
1915 Pipp.....	58	1940 DiMaggio.....	133	1965 Tresh.....	74	1990 Barfield.....	78	2015 McCann.....	94
1916 Pipp.....	99	1941 DiMaggio*.....	125	1966 Pepitone.....	83	1991 Hall.....	80	2016 Castro, Gregorius.....	70
1917 Pipp.....	72	1942 DiMaggio.....	114	1967 Pepitone.....	64	1992 Mattingly.....	86	2017 JUDGE.....	114
1918 Baker.....	68	1943 Etten.....	107	1968 White.....	62	1993 Tartabull.....	102	2018 STANTON.....	100
1919 Baker.....	78	1944 Lindell.....	103	1969 Murcer.....	82	1994 O'Neill.....	83	2019 LEMAHIEU.....	102
1920 Ruth*.....	136	1945 Etten*.....	111	1970 White.....	94	1995 O'Neill.....	96	2020 Voit.....	52
1921 Ruth*.....	168	1946 Keller.....	100	1971 Murcer.....	94	1996 Martinez.....	117	2021 JUDGE.....	98
1922 Ruth.....	99	1947 Henrich.....	98	1972 Murcer.....	96	1997 Martinez.....	141	2022 JUDGE*.....	131
1923 Ruth*.....	130	1948 DiMaggio*.....	155	1973 Murcer.....	95	1998 Martinez.....	123	2023 JUDGE.....	75
1924 Ruth.....	121	1949 Berra.....	91	1974 Murcer.....	88	1999 B. Williams.....	115	2024 JUDGE*.....	144
1925 Meusel*.....	136	1950 Berra.....	124	1975 Munson.....	102	2000 B. Williams.....	121		
1926 Ruth*.....	153	1951 Berra.....	88	1976 Munson.....	105	2001 Martinez.....	113		
1927 Gehrig*.....	173	1952 Berra.....	98	1977 Jackson.....	110	2002 Giambi.....	122		

RUNS

1903 Keeler.....	98	1928 Ruth*.....	163	1953 Mantle.....	105	1978 Randolph.....	87	2003 Soriano.....	114
1904 Dougherty*.....	80	1929 Gehrig.....	127	1954 Mantle*.....	128	1979 Randolph.....	98	2004 Sheffield.....	117
1905 Keeler.....	81	1930 Ruth.....	150	1955 Mantle.....	121	1980 Randolph.....	99	2005 Rodriguez*.....	124
1906 Keeler.....	96	1931 Gehrig*.....	163	1956 Mantle*.....	132	1981 Randolph.....	59	2006 Jeter.....	118
1907 Hoffman.....	81	1932 Combs.....	143	1957 Mantle*.....	121	1982 Randolph.....	85	2007 Rodriguez*.....	143
1908 Hemphill.....	62	1933 Gehrig*.....	138	1958 Mantle*.....	127	1983 Winfield.....	99	2008 Rodriguez.....	104
1909 Demmitt.....	68	1934 Gehrig.....	128	1959 Mantle.....	104	1984 Winfield.....	106	2009 Damon, Jeter.....	107
1910 Daniels.....	68	1935 Gehrig*.....	125	1960 Mantle*.....	119	1985 Henderson*.....	146	2010 Teixeira*.....	113
1911 Cree.....	90	1936 Gehrig*.....	167	1961 Maris*.....	132	1986 Henderson*.....	130	2011 Granderson*.....	136
1912 Daniels.....	72	1937 DiMaggio*.....	151	1962 Richardson.....	99	1987 Randolph.....	96	2012 Canó.....	105
1913 Hartzell.....	60	1938 Rolfe.....	132	1963 Tresh.....	91	1988 Henderson.....	118	2013 Canó, Gardner.....	81
1914 Maisel.....	78	1939 Rolfe*.....	139	1964 Mantle.....	91	1989 Sax.....	88	2014 Gardner.....	87
1915 Maisel.....	77	1940 Gordon.....	112	1965 Tresh.....	94	1990 R. Kelly.....	85	2015 Gardner.....	94
1916 Pipp.....	70	1941 DiMaggio.....	122	1966 Pepitone.....	85	1991 Sax.....	85	2016 Gardner.....	80
1917 Pipp.....	82	1942 DiMaggio.....	123	1967 Clarke.....	74	1992 Mattingly.....	89	2017 JUDGE*.....	128
1918 Baker, Pratt.....	65	1943 Keller.....	97	1968 White.....	89	1993 Tartabull.....	87	2018 STANTON.....	102
1919 Peckinpough.....	89	1944 Stirmweiss*.....	125	1969 Clarke, Murcer.....	82	1994 B. Williams.....	80	2019 LEMAHIEU.....	109
1920 Ruth*.....	158	1945 Stirmweiss*.....	107	1970 White.....	109	1995 B. Williams.....	93	2020 LEMAHIEU, Voit.....	41
1921 Ruth*.....	177	1946 Keller.....	98	1971 Murcer.....	94	1996 B. Williams.....	108	2021 JUDGE.....	89
1922 Witt.....	98	1947 Henrich.....	109	1972 Murcer*.....	102	1997 Jeter.....	116	2022 JUDGE*.....	133
1923 Ruth*.....	151	1948 Henrich*.....	138	1973 White.....	88	1998 Jeter*.....	127	2023 Torres.....	90
1924 Ruth*.....	143	1949 Rizzuto.....	110	1974 Maddox.....	75	1999 Jeter.....	134	2024 Soto*.....	128
1925 Combs.....	117	1950 Rizzuto.....	125	1975 Bonds.....	93	2000 Jeter.....	119		
1926 Ruth*.....	139	1951 Berra.....	92	1976 White*.....	104	2001 Jeter.....	110		
1927 Ruth*.....	158	1952 Berra.....	97	1977 Nettles.....	99	2002 Soriano*.....	128		

DOUBLES

1903 Williams.....	30	1928 Gehrig*.....	47	1953 McDougald.....	27	1978 Piniella.....	34	2003 Matsui.....	42
1904 Williams.....	31	1929 Lazzari.....	37	1954 Berra.....	28	1979 Chambliss.....	27	2004 Jeter.....	44
1905 Williams.....	20	1930 Gehrig.....	42	1955 Mantle.....	25	2008 Cerone.....	30	2005 Matsui.....	45
1906 Williams.....	25	1931 Lary.....	36	1956 Berra.....	29	1981 Winfield.....	25	2006 Canó.....	41
1907 Chase.....	23	1932 Gehrig.....	42	1957 Mantle.....	28	1982 Humphrey, Winfield.....	24	2007 Posada.....	42
1908 Conroy.....	22	1933 Gehrig.....	41	1958 Bauer, Skowron.....	22	1983 Baylor.....	33	2008 Abreu.....	39
1909 Engle.....	20	1934 Gehrig.....	40	1959 Berra, Kubek.....	25	1984 Mattingly*.....	44	2009 Canó.....	48
1910 Knight.....	25	1935 Chapman.....	38	1960 Skowron.....	34	1985 Mattingly*.....	48	2010 Canó.....	41
1911 Chase.....	33	1936 DiMaggio.....	44	1961 Kubek.....	38	1986 Mattingly*.....	53	2011 Canó.....	46
1912 Daniels.....	25	1937 Gehrig.....	37	1962 Richardson.....	38	1987 Mattingly.....	38	2012 Canó.....	48
1913 Cree.....	25	1938 Rolfe.....	36	1963 Tresh.....	28	1988 Mattingly, Winfield.....	37	2013 Canó.....	41
1914 Maisel.....	23	1939 Rolfe*.....	46	1964 Howard.....	27	1989 Mattingly.....	37	2014 Ellsbury.....	27
1915 Pipp.....	20	1940 Gordon.....	32	1965 Tresh.....	29	1990 R. Kelly.....	32	2015 Beltrán.....	34
1916 Baker.....	23	1941 DiMaggio.....	43	1966 Boyer.....	22	1991 Sax.....	38	2016 Gregorius.....	32
1917 Pipp.....	29	1942 Henrich.....	30	1967 Tresh.....	23	1992 Mattingly.....	40	2017 Headley.....	30
1918 Baker.....	25	1943 Etten.....	35	1968 White.....	20	1993 O'Neill.....	34	2018 Andújar.....	47
1919 Pratt, Bodie.....	27	1944 Stirmweiss.....	35	1969 White.....	30	1994 B. Williams.....	29	2019 Urshela.....	34
1920 Meusel.....	40	1945 Stirmweiss.....	32	1970 White.....	30	1995 Mattingly.....	32	2020 Urshela.....	11
1921 Ruth.....	44	1946 Keller.....	29	1971 Murcer.....	25	1996 O'Neill.....	35	2021 JUDGE, LEMAHIEU.....	24
1922 Pipp.....	32	1947 Henrich.....	35	1972 Murcer.....	30	1997 O'Neill.....	42	2022 Donaldson, JUDGE, Torres.....	28
1923 Ruth.....	45	1948 Henrich.....	42	1973 Murcer, Munson.....	29	1998 O'Neill.....	40	2023 Torres.....	28
1924 Meusel.....	40	1949 Rizzuto.....	22	1974 Maddox, Piniella.....	26	1999 O'Neill.....	37	2024 JUDGE.....	36
1925 Combs.....	36	1950 Rizzuto.....	36	1975 Chambliss.....	38	2000 B. Williams, Martinez.....	39		
1926 Gehrig.....	47	1951 McDougald.....	23	1976 Chambliss.....	32	2001 B. Williams.....	38		
1927 Gehrig*.....	52	1952 Mantle.....	37	1977 Jackson.....	39	2002 Soriano.....	51		

*Tied or Led League



TRIPLES

1903 Williams, Conroy ..	12	1928 Combs*	21	1954 Mantle	12	1978 Rivers	8	2003 Soriano	5
1904 Anderson, Conroy ..	12	1929 Combs	15	1955 Mantle*, Carey* ..	11	1979 Randolph	13	2004 Lofton	7
1905 Conroy	11	1930 Combs*	22	1956 Bauer	7	1980 Randolph	7	2005 Jeter	5
1906 Chase, Conroy ..	10	1931 Gehrig	15	1957 Bauer*, McDougald ..	9	1981 Mumphy	5	2006 Damon	5
1907 Conroy, LaPorte, Williams	11	1932 Lazzeri	16	1958 Bauer	6	1982 Mumphy	10	2007 Cabrera	8
1908 Hemphill	9	1933 Combs	16	1959 McDougald	8	1983 Winfield	8	2008 Damon	5
1909 Demmitt	12	1934 Chapman*	13	1960 Maris	7	1984 Moreno	6	2009 Gardner	6
1910 Cree	16	1935 Selkirk	12	1961 Mantle, Kubek ..	6	1985 Winfield	6	2010 Gardner, Granderson ..	7
1911 Cree	22	1936 DiMaggio*, Rolfe* ..	15	1962 Skowron	5	1986 Henderson, Winfield ..	5	2011 Granderson	10
1912 Hartzell, Daniels ..	11	1937 DiMaggio	15	1963 Howard, Richardson ..	6	1987 Henderson, Pagliarulo ..	3	2012 Granderson	4
1913 Beckinpough	7	1938 DiMaggio	13	1964 Tresh, Boyer	5	1988 Washington	3	2013 Gardner*	10
1914 Maisel, Hartzell ..	9	1939 Rolfe	10	1965 Tresh, Boyer	6	1989 R. Kelly, Sax, Slough ..	3	2014 Gardner	8
1915 Pipp	13	1940 Keller	15	1966 Boyer, Clarke, ..	4	1990 R. Kelly	4	2015 Gardner	3
1916 Pipp	14	1941 DiMaggio	11	Tresh, Pepitone	4	1991 B. Williams, P. Kelly ..	4	2016 Gardner	6
1917 Pipp	12	1942 DiMaggio	13	1967 Pepitone, Smith, ..	3	1992 Hall	3	2017 Ellsbury, C.Frazier, Gardner ..	4
1918 Pipp	9	1943 Lindell*	12	Tresh, Whitaker	3	1993 B. Williams	4	2018 Gardner	7
1919 Pipp	10	1944 Stirmweiss*, Lindell* ..	16	1968 White, Robinson ..	7	1994 Polonia	6	2019 Gardner	7
1920 Pipp	14	1945 Stirmweiss*	22	1969 Clarke	7	1995 B. Williams	9	2020 LEMAHIEU, Hicks ..	2
1921 Ruth, Meusel	16	1946 Keller	10	1970 Kenney	7	1996 B. Williams	7	2021 Gardner	4
1922 Meusel	11	1947 Henrich*	13	1971 Clarke, White	7	1997 Jeter	7	2022 Hicks	2
1923 Ruth	13	1948 Henrich*	14	1972 Murcer	7	1998 Jeter	8	2023 VOLPE	4
1924 Pipp*	19	1949 Rizzuto, Woodling ..	7	1973 Munson	4	1999 Jeter	9	2024 VOLPE	7
1925 Combs	13	1950 Bauer, DiMaggio ..	10	1974 White	8	2000 B. Williams	6		
1926 Gehrig*	20	1951 Woodling	8	1975 White	5	2001 Jeter, Soriano, Knoblauch ..	3		
1927 Combs*	23	1952 Rizzuto	10	1976 Rivers	8	2002 Soriano, Spencer, ..	2		
		1953 McDougald	7	1977 Randolph	11	B. Williams, Wilson ..	2		

STOLEN BASES

1903 Conroy	33	1928 Lazzeri	15	1953 Mantle	8	1978 Randolph	36	2003 Soriano	35
1904 Conroy	30	1929 Combs, Lazzeri ..	11	1954 Mantle, Carey ..	5	1979 Randolph	33	2004 Rodriguez	28
1905 Fultz	44	1930 Combs	16	1955 Hunter	9	1980 Randolph	30	2005 Womack	27
1906 Hoffman	33	1931 Chapman*	61	1956 Mantle	10	1981 Randolph	14	2006 Jeter	34
1907 Conroy	41	1932 Chapman*	38	1957 Mantle	16	1982 Randolph	16	2007 Damon	27
1908 Hemphill	42	1933 Chapman*	27	1958 Mantle	18	1983 Randolph, Mumphy ..	14	2008 Damon	29
1909 Austin	30	1934 Chapman	26	1959 Mantle	21	1984 Moreno	20	2009 Jeter	30
1910 Daniels	41	1935 Chapman	17	1960 Mantle	14	1985 Henderson*	80	2010 Gardner	47
1911 Cree	48	1936 Crossetti	18	1961 Mantle	12	1986 Henderson*	87	2011 Gardner*	49
1912 Daniels	37	1937 Crossetti	13	1962 Richardson	11	1987 Henderson	91	2012 Suzuki	14
1913 Daniels	28	1938 Crossetti*	27	1963 Richardson	15	1988 Henderson*	93	2013 Gardner	24
1914 Maisel*	74	1939 Selkirk	12	1964 Tresh	13	1989 Sax	43	2014 Ellsbury	39
1915 Maisel	51	1940 Gordon	18	1965 Richardson	7	1990 Sax	43	2015 Ellsbury	21
1916 Magee	29	1941 Rizzuto	14	1966 White	14	1991 R. Kelly	32	2016 Ellsbury	20
1917 Maisel	29	1942 Rizzuto	22	1967 Clarke	21	1992 R. Kelly	28	2017 Gardner	23
1918 Bodie	16	1943 Stirmweiss	11	1968 Clarke, White	20	1993 P. Kelly	14	2018 Gardner	16
1919 Pratt	22	1944 Stirmweiss*	55	1969 Clarke	33	1994 Polonia	20	2019 Gardner	10
1920 Ruth	14	1945 Stirmweiss*	33	1970 Clarke, White	23	1995 Polonia	10	2020 Tauchman	6
1921 Meusel, Pipp, Ruth ..	17	1946 Stirmweiss	18	1971 Clarke	17	1996 B. Williams	17	2021 Wade	17
1922 Meusel	13	1947 Rizzuto	11	1972 White	23	1997 Jeter	23	2022 Kiner-Falefa	22
1923 Ruth	17	1948 Rizzuto	6	1973 White	16	1998 Knoblauch	31	2023 VOLPE	24
1924 Meusel	26	1949 Rizzuto	18	1974 White	15	1999 Knoblauch	28	2024 VOLPE	28
1925 Paschal	14	1950 Rizzuto	12	1975 Bonds	30	2000 Jeter	22		
1926 Meusel	16	1951 Rizzuto	18	1976 Rivers	43	2001 Soriano	43		
1927 Meusel	24	1952 Rizzuto	17	1977 Rivers	22	2002 Soriano*	41		

Year-by-Year Pitching Leaders

WINS

1903 Chesbro	21-15	1929 Pipgras	18-12	1956 Ford	19-6	1980 John	22-9	2006 Wang*	19-6
1904 Chesbro*	41-12	1930 Pipgras, Ruffing ..	15-15, 15-5	1957 Sturdivant	16-6	1981 Guidry	11-5	2007 Wang	19-7
1905 Chesbro	19-15	1931 Gomez	21-9	1958 Turley*	21-7	1982 Guidry	14-8	2008 Mussina	20-9
1906 Orth*	27-17	1932 Gomez	24-7	1959 Ford	16-10	1983 Guidry	21-9	2009 Sabathia*	19-8
1907 Orth	14-21	1933 Gomez	16-10	1960 Dittmar	15-9	1984 Niekro	16-9	2010 Sabathia	21-7
1908 Chesbro	14-20	1934 Gomez*	26-5	1961 Ford*	25-4	1985 Guidry	22-6	2011 Sabathia	19-8
1909 Lake	14-11	1935 Ruffing	16-11	1962 Terry*	23-12	1986 Rasmussen	18-6	2012 Hughes, Kuroda ..	16-13, 16-11
1910 Ford	26-6	1936 Ruffing	20-12	1963 Ford*	24-7	1987 Rhoden	16-10	2013 Sabathia	14-13
1911 Ford	22-11	1937 Gomez*	21-11	1964 Bouton	18-13	1988 Cantalera	13-7	2014 Tanaka	13-5
1912 Ford	13-21	1938 Ruffing	21-7	1965 Stottlemire	20-9	1989 Hawkins	15-15	2015 Eovaldi	14-3
1913 Fisher, Ford	12-18, 12-18	1939 Ruffing	21-7	1966 Stottlemire, Peterson ..	12-20, 12-11	1990 Gutterman	11-7	2016 Tanaka	14-4
1914 Caldwell	17-9	1940 Ruffing	15-12	1967 Stottlemire	15-15	1991 Sanderson	16-10	2017 Sabathia, Severino ..	14-5, 14-6
1915 Caldwell	19-16	1941 Ruffing, Gomez ..	15-6, 15-5	1968 Stottlemire	21-12	1992 M. Perez	13-16	2018 Severino	19-8
1916 Shawkey	24-14	1942 Bonham	21-5	1969 Stottlemire	20-14	1993 Key	18-6	2019 German	18-4
1917 Caldwell, Shawkey ..	13-16, 13-15	1943 Chandler*	20-4	1970 Peterson	20-11	1994 McDowell	15-10	2020 Cole	7-3
1918 Mogridge	16-13	1944 Borowy	17-12	1971 Stottlemire	16-12	1995 Pettitte	21-8	2021 Cole	16-8
1919 Shawkey	20-11	1945 Bevens	13-9	1972 Peterson	17-15	1996 Pettitte	18-7	2022 Tallon	14-5
1920 Mays	26-11	1946 Chandler	20-8	1973 Stottlemire	16-16	1997 Cone*	20-7	2023 Cole	15-4
1921 Mays*	27-9	1947 Reynolds	19-8	1974 Dobson, Medich ..	19-15, 19-15	1999 O. Hernandez	17-9	2024 RODON	16-9
1922 Bush	26-7	1948 Raschi	19-8	1975 Hunter*	23-14	2000 Pettitte	19-9		
1923 Jones	21-8	1949 Raschi	21-10	1976 Figueroa	19-10	2001 Clemens	20-3		
1924 Pennock	21-9	1950 Raschi	21-8	1977 Guidry, Figueroa ..	16-7, 16-11	2002 Wells	19-7		
1925 Pennock	16-17	1951 Raschi, Lopat	21-10, 21-9	1978 Guidry	25-3	2003 Pettitte	21-8		
1926 Pennock	23-11	1952 Reynolds	20-8	1979 John	21-9	2004 Lieber, Vazquez	14-8, 14-10		
1927 Hoyt*	22-7	1953 Ford	18-6						
1928 Pipgras*	24-13	1954 Grim	20-6						
		1955 Ford*	18-7						

* Tied or Led League



INNINGS PITCHED

1903 Chesbro.....323.0	1928 Pipgras.....302.0	1953 Ford.....207.0	1978 Guidry.....274.0	2003 Mussina.....214.2
1904 Chesbro*.....455.0	1929 Pipgras*.....225.0	1954 Ford.....211.0	1979 John.....276.0	2004 Vazquez.....198.0
1905 Orth.....305.0	1930 Pipgras.....221.0	1955 Ford.....254.0	1980 John.....265.0	2005 Johnson.....225.2
1906 Orth*.....339.0	1931 Gomez.....242.0	1956 Ford.....226.0	1981 May.....148.0	2006 Wang.....218.0
1907 Orth.....249.0	1932 Gomez.....265.0	1957 Sturdivant.....202.0	1982 Guidry.....222.0	2007 Pettitte.....215.1
1908 Chesbro.....289.0	1933 Gomez Ruffing.....235.0	1958 Turley.....245.0	1983 Guidry.....250.1	2008 Pettitte.....204.0
1909 Warhop.....243.0	1934 Gomez*.....282.0	1959 Ford.....204.0	1984 Niekro.....215.2	2009 Sabathia.....230.0
1910 Ford.....300.0	1935 Gomez.....246.0	1960 Dittmar.....200.0	1985 Guidry.....259.0	2010 Sabathia.....237.2
1911 Ford.....281.0	1936 Ruffing.....271.0	1961 Ford*.....283.0	1986 Rasmussen.....202.0	2011 Sabathia.....237.1
1912 Ford.....292.0	1937 Gomez.....278.0	1962 Terry*.....299.0	1987 John.....187.2	2012 Kuroda.....219.2
1913 Fisher.....246.0	1938 Ruffing.....247.0	1963 Ford*.....269.0	1988 Rhoden.....197.0	2013 Sabathia.....211.0
1914 Warhop.....217.0	1939 Ruffing.....233.0	1964 Bouton.....271.0	1989 Hawkins.....207.1	2014 Kuroda.....199.0
1915 Caldwell.....303.0	1940 Ruffing.....226.0	1965 Stottlemire*.....291.0	1990 Leary.....208.0	2015 Sabathia.....167.1
1916 Shawkey.....278.0	1941 Russo.....210.0	1966 Stottlemire.....251.0	1991 Sanderson.....208.0	2016 Tanaka.....199.2
1917 Shawkey.....236.0	1942 Bonham.....226.0	1967 Stottlemire.....255.0	1992 M. Perez.....247.2	2017 Severino.....193.1
1918 Mogridge.....239.0	1943 Chandler.....253.0	1968 Stottlemire.....279.0	1993 Key.....236.2	2018 Severino.....191.1
1919 Quinn.....266.0	1944 Borowy.....253.0	1969 Stottlemire.....303.0	1994 Key.....168.0	2019 Tanaka.....182.0
1920 Mays.....312.0	1945 Bevens.....184.0	1970 Stottlemire.....271.0	1995 McDowell.....217.2	2020 COLE.....73.0
1921 Mays*.....336.0	1946 Chandler.....257.0	1971 Peterson.....274.0	1996 Pettitte.....221.0	2021 COLE.....181.1
1922 Shawkey.....300.0	1947 Reynolds.....242.0	1972 Stottlemire.....260.0	1997 Pettitte.....240.1	2022 COLE.....200.2
1923 Bush.....275.0	1948 Reynolds.....236.0	1973 Stottlemire.....273.0	1998 Pettitte.....216.1	2023 COLE.....209.0
1924 Pennock.....286.0	1949 Raschi.....275.0	1974 Dobson.....281.0	1999 O. Hernández.....214.1	2024 RODÓN.....175.0
1925 Pennock*.....276.0	1950 Raschi.....257.0	1975 Hunter*.....328.0	2000 Pettitte.....204.2	
1926 Pennock.....266.0	1951 Raschi.....258.0	1976 Hunter.....299.0	2001 Mussina.....228.2	
1927 Hoyt.....256.0	1952 Reynolds.....244.0	1977 Figueroa.....239.0	2002 Mussina.....215.2	

ERA (Qualifiers only/ Official statistic in AL since 1913)

1903 Griffith.....2.70	1928 Pennock.....2.56	1953 Lopat*.....2.43	1978 Guidry*.....1.74	2003 Mussina.....3.40
1904 Chesbro.....1.82	1929 Sherid.....3.49	1954 Ford.....2.82	1979 Guidry*.....2.78	2004 Lieber.....4.33
1905 Chesbro.....2.20	1930 Pipgras.....4.11	1955 Ford.....2.62	1980 May*.....2.46	2005 Johnson.....3.79
1906 Clarkson.....2.32	1931 Gomez.....2.63	1956 Ford*.....2.47	1981 Righetti.....2.05	2006 Mussina.....3.51
1907 Chesbro.....2.53	1932 Ruffing.....3.09	1957 Shantz*.....2.45	1982 John.....3.69	2007 Wang.....3.70
1908 Chesbro.....2.93	1933 Gomez.....3.18	1958 Ford*.....2.01	1983 Guidry.....3.42	2008 Mussina.....3.37
1909 Lake.....1.88	1934 Gomez*.....2.33	1959 Dittmar.....2.90	1984 Niekro.....3.09	2009 Sabathia.....3.37
1910 Ford.....1.65	1935 Ruffing.....3.12	1960 Dittmar.....3.06	1985 Guidry.....3.27	2010 Sabathia.....3.18
1911 Ford.....2.28	1936 Pearson.....3.71	1961 Stafford.....2.68	1986 Rasmussen.....3.88	2011 Sabathia.....3.00
1912 McConnell.....2.75	1937 Gomez*.....2.33	1962 Ford.....2.90	1987 Rhoden.....3.86	2012 Kuroda.....3.32
1913 Caldwell.....2.43	1938 Ruffing.....3.32	1963 Bouton.....2.53	1988 Rhoden.....4.29	2013 Kuroda.....3.31
1914 Caldwell.....1.94	1939 Ruffing.....2.94	1964 Ford.....2.13	1989 Hawkins.....4.80	2014 Kuroda.....3.71
1915 Fisher.....2.10	1940 Russo.....3.29	1965 Stottlemire.....2.63	1990 Leary.....4.11	2015 Sabathia.....4.73
1916 Culp.....2.05	1941 Russo.....3.09	1966 Peterson.....3.31	1991 Sanderson.....3.81	2016 Tanaka.....3.07
1917 Shawkey.....2.44	1942 Bonham.....2.27	1967 Downing.....2.63	1992 M. Perez.....2.87	2017 Severino.....2.98
1918 Mogridge.....2.27	1943 Chandler*.....1.64	1968 Bahnsen.....2.06	1993 Key.....3.00	2018 Severino.....3.39
1919 Mogridge.....2.50	1944 Borowy.....2.63	1969 Peterson.....2.55	1994 Key.....3.27	2019 Tanaka.....4.45
1920 Shawkey.....2.45	1945 Bonham.....3.28	1970 Peterson.....2.91	1995 Cone.....3.82	2020 COLE.....2.84
1921 Mays.....3.04	1946 Chandler.....2.10	1971 Stottlemire.....2.87	1996 Pettitte.....3.87	2021 COLE.....3.23
1922 Shawkey.....2.91	1947 Chandler*.....2.46	1972 Kline.....2.40	1997 Cone.....2.82	2022 COLE.....3.50
1923 Hoyt.....3.01	1948 Shea.....3.41	1973 Medich.....2.95	1998 Wells.....3.49	2023 COLE*.....2.63
1924 Pennock.....2.83	1949 Lopat.....3.27	1974 Dobson.....3.07	1999 Cone.....3.44	2024 Cortes.....3.77
1925 Pennock.....2.96	1950 Lopat.....3.47	1975 Hunter.....2.58	2000 Clemens.....3.70	
1926 Shocker.....3.38	1951 Lopat.....2.91	1976 Figueroa.....3.01	2001 Mussina.....3.15	
1927 W. Moore*.....2.28	1952 Reynolds*.....2.07	1977 Guidry.....2.82	2002 Wells.....3.75	

STRIKEOUTS

1903 Chesbro.....147	1928 Pipgras.....138	1953 Ford.....110	1978 Guidry.....248	2003 Mussina.....195
1904 Chesbro.....239	1929 Pipgras.....125	1954 Ford.....126	1979 Guidry.....201	2004 Vazquez.....150
1905 Chesbro.....156	1930 Ruffing.....117	1955 Turley.....110	1980 Guidry.....166	2005 Johnson.....211
1906 Chesbro.....152	1931 Gomez.....150	1956 Ford.....210	1981 Guidry.....104	2006 Johnson, Mussina.....172
1907 Doyle.....94	1932 Ruffing*.....190	1957 Turley.....152	1982 Righetti.....163	2007 Pettitte.....141
1908 Chesbro.....124	1933 Gomez.....164	1958 Turley.....168	1983 Righetti.....169	2008 Pettitte.....158
1909 Lake.....117	1934 Gomez*.....158	1959 Ford.....114	1984 Niekro.....136	2009 Sabathia.....197
1910 Ford.....209	1935 Gomez.....138	1960 Terry.....92	1985 Niekro.....149	2010 Sabathia.....197
1911 Ford.....158	1936 Pearson.....118	1961 Ford.....209	1986 Guidry.....140	2011 Sabathia.....230
1912 Ford.....112	1937 Gomez*.....194	1962 Terry.....176	1987 Rhoden.....107	2012 Sabathia.....197
1913 Fisher.....92	1938 Gomez.....129	1963 Ford.....189	1988 Candelaria.....121	2013 Sabathia.....175
1914 Keating.....109	1939 Gomez.....102	1964 Downing*.....217	1989 Hawkins.....98	2014 Kuroda.....146
1915 Caldwell.....130	1940 Ruffing.....97	1965 Downing.....179	1990 Leary.....138	2015 Pineda.....156
1916 Shawkey.....122	1941 Russo.....105	1966 Downing.....152	1991 Sanderson.....130	2016 Pineda.....207
1917 Caldwell.....102	1942 Borowy.....85	1967 Downing.....171	1992 M. Perez.....218	2017 Severino.....230
1918 Love.....95	1943 Chandler.....134	1968 Bahnsen.....162	1993 Key.....173	2018 Severino.....220
1919 Shawkey.....123	1944 Borowy.....107	1969 Peterson.....150	1994 M. Perez.....109	2019 Paxton.....186
1920 Shawkey.....126	1945 Bevens.....76	1970 Stottlemire.....127	1995 McDowell.....157	2020 COLE.....94
1921 Shawkey.....126	1946 Chandler.....138	1971 Peterson.....139	1996 Pettitte.....162	2021 COLE.....243
1922 Shawkey.....133	1947 Reynolds.....129	1972 Stottlemire.....110	1997 Cone.....222	2022 COLE*.....257
1923 Bush, Shawkey.....125	1948 Raschi.....124	1973 Medich.....145	1998 Cone.....209	2023 COLE.....222
1924 Shawkey.....114	1949 Byrne.....129	1974 Dobson.....157	1999 Cone.....177	2024 RODÓN.....195
1925 Jones.....92	1950 Reynolds.....160	1975 Hunter.....177	2000 Clemens.....188	
1926 Pennock.....78	1951 Raschi*.....164	1976 Hunter.....173	2001 Mussina.....214	
1927 Hoyt.....86	1952 Reynolds*.....160	1977 Guidry.....176	2002 Clemens.....192	

*Tied or Led League



Triple Plays (Special thanks to SABR & YES)

Fielding: The Yankees have turned 27 triple plays in franchise history, including a single-season franchise record three in 2021, matching the all-time mark by any team in a single season (eighth time in MLB history). Prior to 2021, the Yankees had *never turned more than one in a single season*. Interestingly, between 1969 and 2020, the Yankees turned just three total triple plays (4/17/14 at Tampa Bay; 4/12/13 vs. Baltimore; and 4/22/10 at Oakland) with *all three* occurring with CC Sabathia on the mound.

Batting: The Yankees have hit into 28 triple plays in franchise history, including three since 2001. The most recent was in an 8-6 loss on 7/22/2019 at Minnesota, three batters into the game (1st inn., 5-4-3, E. Encarnación grounder to third after a DJ LeMahieu leadoff walk and an Aaron Judge walk). The others since 2001 were 7/25/17 vs. Cincinnati, 2nd inn., 6-3-5-6 (the only one the Yankees have hit into at the current Yankee Stadium); and 9/27/11 at Tampa Bay, 6th inn., 5-4-3.

Unassisted Triple Plays (Fielding or Batting): The Yankees been involved in one unassisted triple play in franchise history. On 5/29/00 vs. Oakland, former and future Yankee Randy Velarde, playing second base for the A's, caught a sixth-inning line drive off the bat of Shane Spencer with the hit & run on, then tagged Jorge Posada as he approached second base and stepped on the bag to double off Tino Martinez. To set up the moment, the previous batter, Jorge Posada reached base as a result of an error made by Velarde.

FIELDING						
Date	Inn.	Batting Team	Yankees Score	Men On	Scoring (*Out)	Batter
5/5/1903	T9	vs Philadelphia Athletics	Winning 11-3	12-	3*-3*-6*	Harry Davis
7/28/1906	B6	at Cleveland Naps	Winning 5-3	12-	5*-3*-6*	Otto Hess
5/6/1911	T9	vs Boston Red Sox	Winning 6-3	12-	6*-4*-3*	Bill Carrigan
5/5/1914	B3	at Washington Senators	Losing 2-0	123	5-2*-3*-5*	Ray Morgan
8/26/1916	T3	vs St. Louis Browns	Losing 2-0	123	6-2*-3*-2*	Hank Severide
8/28/1917	B3	at Chicago White Sox	Losing 1-0	123	5*-5*-4*	Joe Jackson
6/1/1918	B8	at Chicago White Sox	Winning 5-3	123	5*-4*-3*	Chick Gandil
5/28/1924-G1	B4	at Washington Senators	Tied 3-3	1-3	5*-5*-3*	Roger Peckinpaugh
4/26/1929	B6	at Philadelphia Athletics	Losing 4-1	123	1-2*-3*-5*	Sammy Hale
6/6/1931	T9	vs Cleveland Indians	Losing 7-4	12-	3*-3*-6*	Willie Kamm
4/27/1935	B1	at Philadelphia Athletics	Losing 1-0	12-	4*-3*-6*	Jimmie Foxx
4/26/1937	T8	vs Philadelphia Athletics	Winning 7-1	12-	4-6*-3*-5*	Chubby Dean
9/24/1939	B7	at Washington Senators	Losing 2-0	123	3*-6*-3*	Sammy West
5/22/1946	B8	at Detroit Tigers	Winning 5-3	1-3	3-2-5*-4-6-4*-3-6*	Dick Wakefield
7/17/1953	B2	at St. Louis Browns	Winning 1-0	12-	8*-6*-3*	Clint Courtney
9/22/1954	T6	vs Washington Senators	Winning 1-0	12-	3*-3*-6*	Mickey Vernon
5/16/1957	T2	vs Kansas City Athletics	Tied 0-0	12-	1*-6*-4*	Alex Kellner
9/6/1958	T9	vs Washington Senators	Losing 8-1	12-	4*-6*-3*	Clint Courtney
9/4/1965-G2	T2	vs Boston Red Sox	Losing 1-0	12-	5-4*-3*-5*	Bob Tillman
6/25/1967	T5	vs Detroit Tigers	Winning 2-1	12-	4*-6*-3*	Jerry Lumpe
6/3/1968	T8	vs Minnesota Twins	Losing 4-3	123	1*-5*-3*	Johnny Roseboro
4/22/2010	B6	at Oakland Athletics	Losing 4-2	12-	5*-4*-3*	Kurt Suzuki
4/12/2013	T8	vs Baltimore Orioles	Winning 5-2	12-	4-6*-5-6-5*-3-4*	Manny Machado
4/17/2014	B2	at Tampa Bay Rays	Winning 4-0	12-	5*-4*-3*	Sean Rodriguez
5/21/2021	T9	vs Chicago White Sox	Tied 1-1	12-	5*-4*-3*	Andrew Vaughn
6/17/2021	B1	at Toronto Blue Jays (in Buffalo)	Tied 0-0	-23	1-3*-6-2-5*-6*	Vladimir Guerrero Jr.
6/20/2021	B9	vs Oakland Athletics	Winning 2-1	12-	5*-4*-3*	Sean Murphy

BATTING						
Date	Inn.	Fielding Team	Yankees Score	Men On	Scoring (*Out)	Batter
4/24/1905	B3	vs. Washington Senators	Losing 4-1	12-	1*-3*-6*	Kid Elberfeld
5/12/1915	T8	at Cleveland Indians	Winning 4-2	12-	3*-3*-6*	Fritz Maisel
8/14/1919	T9	at Detroit Tigers	Winning 3-2	12-	6*-6*-3*	Muddy Ruel
7/25/1920	B3	vs. Boston Red Sox	Winning 2-0	12-	4*-4*-3*	Del Pratt
4/28/1922	B2	vs. Boston Red Sox	Winning 4-2	1-3	5-4*-3*-2*	Elmer Miller
6/5/1926	T7	at Cleveland Indians	Losing 8-2	123	1*-5*-3*	Mark Koenig
6/9/1928	T2	at Cleveland Indians	Tied 0-0	1-3	7*-4*-3*-2*	Joe Dugan
6/1/1930	B4	vs. Boston Red Sox	Losing 3-1	12-	3*-3*-6*	Jimmie Reese
9/11/1931	B1	vs. Chicago White Sox	Losing 1-0	12-	5*-4*-3*	Babe Ruth
9/5/1936-G2	T8	at Boston Red Sox	Losing 6-5	12-	5*-6*-3*	Frankie Crosetti
4/28/1938	B9	vs. Boston Red Sox	Losing 6-1	12-	3*-6*-3*	Joe Glenn
4/29/1944	T2	at Washington Senators	Tied 1-1	12-	3*-4*-4*	Rollie Hemsley
4/28/1950	T3	at Washington Senators	Winning 2-0	1-3	9*-3*-2*	Jerry Coleman
8/22/1952	B5	vs. Cleveland Indians	Losing 5-0	12-	4*-4*-3*	Hank Bauer
5/22/1953	T9	at Washington Senators	Losing 12-4	12-	1*-3*-6*	Irv Noren
9/2/1953	T4	at St. Louis Browns	Winning 3-0	12-	4*-6*-3*	Gene Woodling
9/21/1979	T7	at Toronto Blue Jays	Losing 3-2	12-	4*-3*-6*	Damaso Garcia
5/23/1981	B6	vs. Cleveland Indians	Winning 3-1	12-	5*-4*-3*	Bucky Dent
5/29/1982	T2	at Minnesota Twins	Tied 0-0	12-	2*-5*-3*-1*	Roy Smalley
7/19/1984	B2	vs. Minnesota Twins	Losing 1-0	12-	5*-4*-3*	Rick Cerone
5/3/1985	B6	vs. Kansas City Royals	Winning 6-1	12-	4*-3*-6*	Rickey Henderson
4/5/1988	B8	vs. Minnesota Twins	Winning 8-0	123	5*-4*-3*	Rafael Santana
6/15/1989	T1	at Baltimore Orioles	Winning 1-0	12-	6*-4*-3*	Steve Balboni
6/17/1999	B2	vs. Texas Rangers	Tied 0-0	12-	4*-6*-3*	Chili Davis
5/29/2000	B6	vs. Oakland Athletics	Winning 3-0	12-	4*-4*-4*	Shane Spencer
9/27/2011	T6	at Tampa Bay Rays	Winning 3-2	123	5*-4*-3*	Russell Martin
7/25/2017	B2	vs. Cincinnati Reds	Tied 0-0	123	6*-3*-5*-6*	Todd Frazier
7/22/2019	T1	at Minnesota Twins	Tied 0-0	12-	5*-4*-3*	Edwin Encarnación



Top 10 Single-Season Leaders

Special thanks to the *Elias Sports Bureau*

BATTING

At-Bats

1. Soriano... 696...2002
2. Richardson 692...1962
3. Clarke... 686...1970
4. Jeter... 683...2012
5. Soriano... 682...2003
6. Richardson... 679...1964
7. Mattingly... 677...1986
8. Richardson... 664...1965
9. Jeter... 663...2010
10. Richardson... 662...1961

Runs Scored

1. Ruth... 177...1921
2. Gehrig... 167...1936
3. Ruth... 163...1928
- Gehrig... 163...1931
5. Ruth... 158...1920
- Ruth... 158...1927
7. Ruth... 151...1923
8. Ruth... 150...1930
- DiMaggio... 150...1937
10. Gehrig... 149...1927
- Ruth... 149...1931

Hits

1. Mattingly... 238...1986
2. Combs... 231...1927
3. Gehrig... 220...1930
4. Jeter... 219...1999
5. Gehrig... 218...1927
6. Jeter... 216...2012
7. DiMaggio... 215...1937
8. Jeter... 214...2006
9. Rolfé... 213...1939
10. Jeter... 212...2009

Doubles

1. Mattingly... 53...1986
2. Gehrig... 52...1927
3. Soriano... 51...2002
4. Mattingly... 48...1985
- Canó... 48...2009
- Canó... 48...2012
7. Gehrig... 47...1926
- Meusel... 47...1927
- Gehrig... 47...1928
- Andújar... 47...2018

Triples

1. Combs... 23...1927
2. Cree... 22...1911
- Combs... 22...1930
- Stirnweiss... 22...1945
5. Combs... 21...1928
6. Gehrig... 20...1926
7. Pipp... 19...1924
8. Gehrig... 18...1927
9. Gehrig... 17...1930
10. 7 tied... 16

Home Runs

1. JUDGE ... 62...2022
2. Maris... 61...1961
3. Ruth... 60...1927
4. Ruth... 59...1921
5. JUDGE ... 58...2024
6. Ruth... 54...1920
- Ruth... 54...1928
- Mantle... 54...1961
- Rodriguez... 54...2007
10. Mantle... 52...1956
- JUDGE ... 52...2017

Runs Batted In

1. Gehrig... 184...1931
2. Gehrig... 173...1930
- Gehrig... 173...1927
4. Ruth... 168...1924
5. Gehrig... 166...1931
- DiMaggio... 166...1937
7. Ruth... 165...1927
8. Ruth... 162...1931
9. Gehrig... 158...1937
10. Rodriguez... 156...2007

Total Bases

1. Ruth... 457...1921
2. Gehrig... 447...1927
3. Gehrig... 419...1930
4. DiMaggio... 418...1937
5. Ruth... 417...1927
6. Gehrig... 410...1931
7. Gehrig... 409...1934
8. Gehrig... 403...1936
9. Ruth... 399...1923
10. JUDGE ... 392...2024

Stolen Bases

1. Henderson... 93...1988
2. Henderson... 87...1986
3. Henderson... 80...1985
4. Maisel... 74...1914
5. Chapman... 61...1931
6. Stirnweiss... 55...1944
7. Maisel... 51...1915
8. Gardner... 49...2011
9. Cree... 48...1911
10. Gardner... 47...2010

Walks

1. Ruth... 170...1923
2. Ruth... 150...1920
3. Mantle... 146...1957
4. Ruth... 144...1921
- Ruth... 144...1926
6. Ruth... 142...1924
7. Ruth... 137...1927
- Ruth... 137...1928
9. Ruth... 136...1930
10. JUDGE ... 133...2024

Strikeouts (Batter)

1. STANTON... 211...2018
2. JUDGE ... 208...2017
3. Granderson... 195...2012
4. JUDGE ... 175...2022
5. JUDGE ... 171...2024
6. Granderson... 169...2011
7. VOLPE ... 167...2023
8. JUDGE ... 158...2021
9. Soriano... 157...2002
- STANTON... 157...2021

Batting Avg. (min. 500 PA)

1. Ruth... .394...1923
2. DiMaggio... .381...1939
3. Gehrig... .379...1930
4. Ruth... .378...1924
5. Ruth... .377...1921
6. Ruth... .376...1920
7. Gehrig... .374...1928
8. Gehrig... .373...1927
9. Ruth... .373...1931
10. Ruth... .372...1926

Hitting Streaks (single season)

1. DiMaggio... 56...1941
2. Chase... 33...1907
3. Peckinpaugh... 29...1919
- Combs... 29...1931
- Gordon... 29...1942
6. Ruth... 26...1921
7. Jeter... 25...2006
8. Mattingly... 24...1986
9. DiMaggio... 23...1940
- Canó... 23...2012

PITCHING

Games Pitched

1. Quantrill... 86...2004
2. Proctor... 83...2006
3. Gordon... 80...2004
- Logan... 80...2012
5. Stanton... 79...2002
- Gordon... 79...2005
7. Karsay... 78...2002
8. Nelson... 77...1997
- Vizcaino... 77...2007
10. Stanton... 76...2001

Complete Games

1. Chesbro... 48...1904
2. Powell... 38...1904
3. Orth... 36...1906
4. Chesbro... 33...1903
5. Caldwell... 31...1915
6. R. Ford... 30...1912
- Mays... 30...1921
- Hunter... 30...1975
9. R. Ford... 29...1910
10. Orth... 26...1905
- R. Ford... 26...1911
- Mays... 26...1920

Wins

1. Chesbro... 41...1904
2. Orth... 27...1906
- Mays... 27...1921
4. R. Ford... 26...1910
- Mays... 26...1920
- Bush... 26...1922
- Gomez... 26...1934
8. W. Ford... 25...1961
- Guidry... 25...1978
10. 4 tied... 24

Shutouts

1. Guidry... 9...1978
2. R. Ford... 8...1910
- W. Ford... 8...1964
4. Reynolds... 7...1951
- W. Ford... 7...1958
- Stottlemire... 7...1971
- Stottlemire... 7...1972
- Hunter... 7...1975
9. 14 tied... 6

Strikeouts (Pitcher)

1. COLE... 257...2022
2. Guidry... 248...1978
3. COLE... 243...2021
4. Chesbro... 239...1904
5. Sabathia... 230...2011
- Severino... 230...2017
7. COLE... 222...2023
- Cone... 222...1997
9. Severino... 220...2018
10. M. Perez... 218...1992

ERA (min. 1.0IP per team game)

1. Chandler... 1.64...1943
2. Guidry... 1.74...1978
3. Caldwell... 1.95...1914
4. W. Ford... 2.01...1958
5. Cullop... 2.05...1916
6. Bahnsen... 2.06...1968
7. Reynolds... 2.07...1952
8. Chandler... 2.10...1946
9. R. Fisher... 2.11...1915
10. W. Ford... 2.13...1964

Since earned runs became an official AL statistic in 1913.

Saves

1. Rivera... 53...2004
2. Rivera... 50...2001
3. Righetti... 46...1986
4. Rivera... 45...1999
5. Rivera... 44...2013
- Rivera... 44...2011
- Rivera... 44...2009
8. Wetteland... 43...1996
- Rivera... 43...1997
- Rivera... 43...2005



Top 20 Career Batting Leaders

Special thanks to the *Elias Sports Bureau*

Games

1. Jeter.....	2747
2. Mantle.....	2401
3. Gehrig.....	2164
4. Berra.....	2116
5. Ruth.....	2084
6. B. Williams.....	2076
7. White.....	1881
8. Posada.....	1829
9. Dickey.....	1789
10. Mattingly.....	1785
11. DiMaggio.....	1736
12. Randolph.....	1694
13. Gardner.....	1688
14. Crosetti.....	1683
15. Rizzuto.....	1661
16. Lazzari.....	1659
17. Nettles.....	1535
18. Rodriguez.....	1509
19. Howard.....	1492
20. Pipp.....	1488

At-Bats

1. Jeter.....	11195
2. Mantle.....	8101
3. Gehrig.....	8001
4. B. Williams.....	7869
5. Berra.....	7545
6. Ruth.....	7215
7. Mattingly.....	7003
8. DiMaggio.....	6821
9. White.....	6650
10. Dickey.....	6305
11. Randolph.....	6303
12. Crosetti.....	6276
13. Lazzari.....	6096
14. Posada.....	6092
15. Rizzuto.....	5818
16. Combs.....	5752
17. Gardner.....	5737
18. Pipp.....	5594
19. Rodriguez.....	5577
20. Nettles.....	5519

Runs

1. Ruth.....	1958
2. Jeter.....	1923
3. Gehrig.....	1889
4. Mantle.....	1675
5. DiMaggio.....	1389
6. B. Williams.....	1366
7. Combs.....	1186
8. Berra.....	1176
9. Randolph.....	1027
10. Rodriguez.....	1012
11. Crosetti.....	1007
12. Mattingly.....	1007
13. White.....	964
14. Lazzari.....	952
15. Gardner.....	943
16. Rolfe.....	940
17. Dickey.....	930
18. Henrich.....	902
19. Posada.....	900
20. Rizzuto.....	878

Hits

1. Jeter.....	3465
2. Gehrig.....	2721
3. Ruth.....	2518
4. Mantle.....	2415
5. B. Williams.....	2336
6. DiMaggio.....	2215
7. Mattingly.....	2153
8. Berra.....	2148
9. Dickey.....	1969
10. Combs.....	1866
11. White.....	1803
12. Lazzari.....	1785
13. Randolph.....	1731
14. Posada.....	1664
15. Canó.....	1649
16. Rizzuto.....	1588
17. Rodriguez.....	1580
18. Pipp.....	1577
19. Meusel.....	1565
20. Munson.....	1558

Doubles

1. Jeter.....	544
2. Gehrig.....	534
3. B. Williams.....	449
4. Mattingly.....	442
5. Ruth.....	424
6. DiMaggio.....	390
7. Posada.....	379
8. Canó.....	375
9. Mantle.....	344
10. Dickey.....	343
11. Meusel.....	339
12. Lazzari.....	327
13. Berra.....	321
14. Combs.....	309
15. O'Neill.....	304
16. White.....	300
17. Henrich.....	269
18. Rodriguez.....	263
19. Crosetti.....	261
20. Pipp, Randolph.....	259

Triples

1. Gehrig.....	163
2. Combs.....	154
3. DiMaggio.....	131
4. Pipp.....	121
5. Lazzari.....	115
6. Ruth.....	106
7. Meusel.....	86
8. Gardner.....	73
9. Henrich.....	73
10. Dickey.....	72
11. Mantle.....	72
12. Keller.....	69
13. Rolfe.....	67
14. Jeter.....	66
15. Stinson.....	66
16. Crosetti.....	65
17. Chapman.....	64
18. Cree.....	62
19. Rizzuto.....	62
20. Conroy.....	60

Home Runs

1. Ruth.....	659
2. Mantle.....	536
3. Gehrig.....	493
4. DiMaggio.....	361
5. Berra.....	358
6. Rodriguez.....	351
7. JUDGE.....	315
8. B. Williams.....	287
9. Posada.....	275
10. Jeter.....	260
11. Nettles.....	250
12. Mattingly.....	222
13. Giambi.....	209
14. Teixeira.....	206
15. Winfield.....	205
16. Canó.....	204
17. Maris.....	203
18. Dickey.....	202
19. Martinez.....	192
20. O'Neill.....	185

RBI (since 1920)

1. Gehrig.....	1994
2. Ruth.....	1980
3. DiMaggio.....	1535
4. Mantle.....	1509
5. Berra.....	1430
6. Jeter.....	1311
7. B. Williams.....	1257
8. Dickey.....	1210
9. Lazzari.....	1164
10. Mattingly.....	1099
11. Rodriguez.....	1096
12. Posada.....	1065
13. Meusel.....	1012
14. O'Neill.....	858
15. Nettles.....	834
16. Canó.....	822
17. Winfield.....	818
18. Henrich.....	797
19. White.....	758
20. Martinez.....	739

Batting Avg. (min. 2500PA)

1. Ruth.....	.349
2. Gehrig.....	.340
3. DiMaggio.....	.325
4. Combs.....	.324
5. Boggs.....	.313
6. Dickey.....	.312
7. Meusel.....	.311
8. Jeter.....	.310
9. Canó.....	.309
10. Mattingly.....	.307
11. Chapman.....	.305
12. O'Neill.....	.303
13. Mantle.....	.298
14. B. Williams.....	.297
15. Piniella.....	.295
16. Skowron.....	.294
17. Keeler.....	.294
18. Lazzari.....	.293
19. Cree.....	.292
20. Matsui.....	.292

On-Base Pct. (min. 2500PA)

1. Ruth.....	.484
2. Gehrig.....	.448
3. Mantle.....	.420
4. Keller.....	.410
5. JUDGE.....	.406
6. Giambi.....	.404
7. Selkirk.....	.400
8. DiMaggio.....	.398
9. Combs.....	.397
10. Boggs.....	.396
11. Henderson.....	.395
12. Woodling.....	.389
13. Henrich.....	.382
14. Dickey.....	.382
15. B. Williams.....	.381
16. Lazzari.....	.380
17. Chapman.....	.379
18. Rodriguez.....	.378
19. O'Neill.....	.377
20. Jeter.....	.377

Walks

1. Ruth.....	1853
2. Mantle.....	1733
3. Gehrig.....	1512
4. Jeter.....	1082
5. B. Williams.....	1069
6. Randolph.....	1005
7. Posada.....	936
8. R. White.....	933
9. Lazzari.....	837
10. DiMaggio.....	790
11. Crosetti.....	789
12. Rodriguez.....	779
13. Keller.....	760
14. Henrich.....	713
15. Berra.....	700
16. Gardner.....	699
17. JUDGE.....	693
18. Dickey.....	679
19. Combs.....	673
20. Rizzuto.....	658

Stolen Bases

1. Jeter.....	358
2. Henderson.....	326
3. Gardner.....	274
4. Randolph.....	251
5. Chase.....	249
6. White.....	232
7. Conroy.....	185
8. Chapman.....	184
9. Maisel.....	183
10. Mantle.....	153
11. Rodriguez.....	152
12. Clarke.....	151
13. Kelly.....	151
14. Rizzuto.....	150
15. Lazzari.....	147
16. B. Williams.....	147
17. Daniels.....	146
18. Peckinpaugh.....	143
19. Meusel.....	133
20. Cree.....	132

Seasons (includes pitchers)

1. Jeter.....	20
2. Rivera.....	19
3. Mantle.....	18
4. Berra.....	18
5. Posada.....	17
6. Crosetti.....	17
7. Dickey.....	17
8. Gehrig.....	17
9. B. Williams.....	16
10. W. Ford.....	16
11. Pettitte.....	15
12. R. White.....	15
13. Ruffing.....	15
14. Ruth.....	15
15. Gardner.....	14
16. Mattingly.....	14
17. Guidry.....	14
18. Randolph, Murcer.....	13
19. Howard, Rizzuto, DiMaggio, Gomez, Shawkey.....	13

Consec. Games (Top 10 only)

1. Gehrig.....	2130
2. A. Ward.....	565
3. Matsui.....	518
4. E. Scott.....	475
5. Gordon.....	471
6. Crosetti.....	418
7. R. White.....	388
8. Stinson.....	368
9. Etten.....	360
10. Mattingly.....	335

Single-Season Leaders by Position

P	No.	Player	Year
BA	374	Ruffing.....	1930
H	49	Mays.....	1921
HR	5	Ruffing.....	1936
RBI	22	Mays.....	1921
	22	Ruffing.....	1936/41
C	No.	Player	Year
BA	362	Dickey.....	1936
H	192	Berra.....	1950
HR	34	Sánchez.....	2019
RBI	134	Dickey.....	1937
1B	No.	Player	Year
BA	379	Gehrig.....	1930
H	238	Mattingly.....	1986
HR	49	Gehrig.....	1934/36
RBI	184	Gehrig.....	1931
2B	No.	Player	Year
BA	353	Lazzari.....	1929
H	209	Richardson.....	1962
	209	Soriano.....	2002
HR	39	Soriano.....	2002
RBI	118	Canó.....	2011
3B	No.	Player	Year
BA	342	Boggs.....	1994
H	213	Rolfe.....	1939
HR	54	Rodriguez.....	2007
RBI	156	Rodriguez.....	2007
SS	No.	Player	Year
BA	349	Jeter.....	1999
H	219	Jeter.....	1999
HR	27	Gregorius.....	2018
RBI	108	Lary.....	1931
OF	No.	Player	Year
BA	394	Ruth.....	1923
H	231	Combs.....	1927
HR	62	JUDGE.....	2022
RBI	168	Ruth.....	1921

QUALIFIERS: Played at least 75% of games at the position (min. 100PA for BA; pitchers - 50% at P).



Top 20 Career Pitching Leaders

Special thanks to the *Elias Sports Bureau*

Games Pitched

1. Rivera	1115
2. Righetti	522
3. Robertson	501
4. Ford, W.	498
5. Stanton	456
6. Pettitte	447
7. Ruffing	426
8. Lyle	420
9. Shawkey	415
10. Murphy	383
11. Guidry	368
12. Gomez	367
13. Hoyt	365
14. Stottlemire	360
15. Betances	358
16. Pennock	346
17. Nelson	331
18. Gossage	319
19. Chapman	315
20. Hamilton, S.	311

Games Started

1. Ford, W.	438
Pettitte	438
3. Ruffing	391
4. Stottlemire	356
5. Guidry	323
6. Gomez	319
7. Sabathia	306
8. Hoyt	276
9. Shawkey	274
10. Pennock	268
11. Peterson	265
12. Mussina	248
13. Chesbro	227
14. Reynolds	209
15. Raschi	207
16. John	203
17. Lopat	202
18. Caldwell	196
19. Chandler	184
20. Downing	175
Turley	175

Innings

1. Ford, W.	3171.0
2. Ruffing	3168.0
3. Pettitte	2796.1
4. Stottlemire	2662.0
5. Gomez	2497.0
6. Shawkey	2494.0
7. Guidry	2393.0
8. Hoyt	2274.0
9. Pennock	2201.0
10. Chesbro	1951.0
11. Sabathia	1918.0
12. Peterson	1856.0
13. Caldwell	1713.0
14. Reynolds	1699.0
15. Mussina	1553.0
16. Raschi	1538.0
17. Lopat	1497.0
18. Chandler	1485.0
19. Warhop	1413.0
20. Fisher	1386.0

Wins

1. Ford, W.	236
2. Ruffing	231
3. Pettitte	219
4. Gomez	189
5. Guidry	170
6. Shawkey	168
7. Stottlemire	164
8. Pennock	162
9. Hoyt	157
10. Sabathia	134
11. Reynolds	131
12. Chesbro	128
13. Mussina	123
Raschi	120
15. Betances	113
16. Chandler	109
Peterson	109
18. Caldwell	95
19. Murphy	93
Pipgras	93

Win Pct. (min. 100 decisions)

1. Chandler	.717
2. Raschi	.706
3. Ford, W.	.690
4. Reynolds	.686
5. Mays	.669
6. Clemens	.664
7. Lopat	.657
8. Gomez	.652
9. Guidry	.651
10. Ruffing	.651
11. Byrne	.643
Pennock	.643
13. Murphy	.637
14. Pettitte	.633
15. Mussina	.631
16. Tanaka	.629
17. Bush	.620
18. Hoyt	.616
19. Cone	.615
20. Figueroa	.614

Losses

1. Stottlemire	139
2. Shawkey	131
3. Pettitte	127
4. Ruffing	124
5. Ford, W.	106
Peterson	106
7. Gomez	101
8. Caldwell	99
9. Hoyt	98
10. Chesbro	93
Warhop	93
12. Guidry	91
13. Pennock	90
14. Sabathia	88
15. R. Fisher	78
16. Orth	73
17. Mussina	72
18. Quinn	65
19. Pipgras	64
20. Righetti	61

Strikeouts

1. Pettitte	2020
2. Ford, W.	1958
3. Guidry	1778
4. Sabathia	1700
5. Ruffing	1529
6. Gomez	1470
7. Mussina	1278
8. Stottlemire	1259
9. Rivera	1173
10. Shawkey	1167
11. Downing	1028
12. Clemens	1014
13. Tanaka	991
14. Reynolds	967
15. Righetti	940
16. COLE	915
17. Chesbro	913
18. Turley	909
19. Peterson	891
20. Cone	888

Walks

1. Gomez	1089
2. Ford, W.	1086
3. Ruffing	1066
4. Pettitte	889
5. Shawkey	859
6. Reynolds	819
7. Stottlemire	809
8. Byrne	763
9. Turley	761
10. Guidry	633
11. Hoyt	632
12. Raschi	620
13. Caldwell	578
14. Sabathia	576
15. Pipgras	548
16. Downing	526
17. Pennock	474
18. Righetti	473
19. Chandler	463
20. Chesbro	434

Shutouts

1. Ford, W.	45
2. Stottlemire	40
Ruffing	40
4. Gomez	28
5. Reynolds	27
6. Chandler	26
Guidry	26
Shawkey	26
9. Raschi	24
10. Turley	21
11. Lopat	20
12. Pennock	19
13. Chesbro	18
Peterson	18
15. Bonham	17
Caldwell	17
17. Hoyt	15
18. Orth	14
Pipgras	14
Terry	14

Complete Games

1. Ruffing	261
2. Gomez	173
3. Chesbro	168
4. Pennock	165
5. Shawkey	164
6. Ford, W.	156
Hoyt	156
8. Stottlemire	152
9. Caldwell	150
10. Chandler	109
11. Warhop	105
12. Orth	102
13. Ford, R.	100
14. Raschi	99
15. Reynolds	96
16. Guidry	95
17. Bonham	91
Lopat	91
Mays	91
20. Fisher	88

ERA (Since 1913, min. 800.0IP)

1. Rivera	2.21
2. Fisher	2.60
3. Caldwell	2.71
4. Mogridge	2.74
5. Ford, W.	2.75
6. Bonham	2.75
7. Chandler	2.84
8. Stottlemire	2.97
9. Peterson	3.10
10. Bahnsen	3.11
11. Righetti	3.11
12. Shawkey	3.12
13. May, R.	3.12
14. Shocker	3.16
15. Lopat	3.19
16. Downing	3.22
17. Mays	3.25
18. Guidry	3.29
19. Reynolds	3.31
20. Gomez	3.34

Earned runs became an official AL statistic in 1913.

Saves (Official stat since 1969)

1. Rivera	652
2. Righetti	224
3. Chapman	153
4. Gossage	151
5. Lyle	141
6. Farr	78
7. Holmes	74
Wetteland	74
9. Robertson	53
10. McDaniel	48
11. Miller	45
12. Soriano	44
13. Betances	36
14. Aker	31
Howe	31
16. Tidrow	23
17. Davis	22
18. Guetterman	21
19. B. Fisher	20
20. Mendoza	16



All-Time Club Records

KEY: ^—ML record (since 1900) **—tied for ML record +—AL record #—tied for AL record

Note: Records in "fewest" categories are based on full seasons and do not include 1903 (136 team games played), 1918 (WWI service - 126G), 1919 (return of players from WWI - 141G), 1981 & 1994 (strikes, 107G & 113G) and 2020 (COVID-19 pandemic - 60G).

TEAM GENERAL

Season

Most Wins		
Season	114	1998
Home	65 ⁺	1961
Road	54	1939
Month	28	Aug. 1938
Consecutive	19	1947
Consecutive, home	18	1942
Consecutive, road	15	1953
Shutout	24	1951
1-0	6	1908, 1968

Fewest Wins		
Season	50	1912
Home	27	1913
Road	19	1912

Most Losses		
Season	103	1908
Home	47	1908, 1913
Road	58	1912
Month	24	July 1908
Consecutive	13 (incl. 1 tie)	1913
Consecutive, home	17 (incl. 1 tie)	1913
Consecutive, road	12	1908
Shutout	27	1914
1-0	9	1914

Fewest Losses		
Season	44	1927
Home	15 ⁺	1932
Road	20+	1939

Miscellaneous		
Most games	164#	1964, 1968
Consecutive extra-inning games	4	1992 (5/19-23)
Longest 1-0 game won	15 inn.	7/4/1925-G1 vs. PHA
Longest 1-0 game lost	14 inn.	9/24/1969 at BOS
Most players used	59	2021
Fewest players used	25	1923, 1927
Most pitchers used	33 (4x)	2014, 2015, 2022, 2024
Fewest pitchers used	8	1922, 1923
Most position players used	33 (2x)	1912, 2013

Game

Margin of victory, home	20 (2x)	7/24/1999 vs. CLE (21-1) 7/4/1927 vs. WAS (21-1)
Margin of victory, road	23	5/24/1936 at PHA (25-2)
Margin of defeat, home	22	8/31/2004 vs. CLE (22-0)
Margin of defeat, road	18 (2x)	7/4/2006 at CLE (19-1) 7/29/1928 at CLE (24-6)
Longest game, time	7:00	6/24/1962 at DET (22 inn.)
Longest game, time, 9 inn.	4:45 ⁺	8/18/2006-G2 at BOS
Largest deficit overcome	9 (5x)	4/21/2012 at BOS 5/16/2006 vs. TEX 6/26/1987 vs. BOS 7/25/1953 at DET 4/18/1950 at BOS
Largest lead blown	9 (2x)	7/28/1931 vs. CWS 9/26/1912 at BOS

TEAM PITCHING

Season

Lowest ERA (since 1913)	2.66	1917
Highest ERA (since 1913)	4.88	1930
Innings pitched	1506.2	1964
Complete games	123	1904
Fewest complete games	0 (2x)	2016, 2024
Most shutouts	24	1951
Consecutive shutouts	4	5/11-16/1932
Consecutive shutout innings	40.0	5/10-16/1932
Fewest shutouts	2	1994 (113G), 2020 (60G)
Fewest shutouts, non-strike season	4 (3x)	1926, 1931, 2015
Most saves (since 1969)	59	2004
Lowest opp. BA219	2022
Highest opp. BA289	1925
Lowest opp. OBP285	2022
Highest opp. OBP354	1930
Fewest hits, non-interrupted season	1163	1955
Most hits allowed	1566	1930
Fewest home runs allowed	13	1907
Most home runs allowed	248	2019
Fewest runs allowed	507	1942
Most runs allowed	898	1930
Fewest earned runs allowed	394	1904
Most earned runs allowed	753	2000
Fewest bases on balls	311	1904
Most bases on balls	812	1949
Fewest strikeouts	431	1927
Most strikeouts	1634	2018

Game or Inning

Most runs allowed		
Game, home	22 (2x)	4/18/2009 vs. CLE (22-4) 8/31/2004 vs. CLE (22-0)
Game, road	24	7/29/1928 at CLE (24-6)
Shutout loss	22-0	8/31/2004 vs. CLE (22-0)
Inning	14	4/18/2009 vs. CLE (2nd inn.)
Two consecutive games	33	.9R on 7/28/1928-G2 at CLE and 24R on 7/29/1928 at CLE

Most hits allowed		
Game, home	27	5/28/2005 vs. BOS
Game, road	27 (2x)	9/29/1928 at DET 7/29/1928 at CLE
Inning	13	4/18/2009 vs. CLE (2nd inn.)

Most home runs allowed		
Game	7 (2x)	8/15/2019 vs. CLE 7/4/2003 vs. BOS
Inning	4 (6x)	9/21/2016 at TB (3rd inn.) 4/22/2007 at BOS (3rd inn.) 8/21/2005 at CWS (4th inn.) 5/2/1992 vs. MIN (5th inn.) 6/17/1977 at BOS (1st inn.) 6/23/1950 at DET (4th inn.)

Most strikeouts		
Game, 9 inn.	18 (5x)	4/30/2021 vs. DET 9/29/2017 vs. TOR 5/10/2015 vs. BAL 7/26/2011 vs. SEA 6/17/1978 vs. CAL (all Ron Guidry)
Game, extra inn.	26 **#	5/7/2017 at CHC (18 inn.)

Most walks		
Game	15 (2x)	9/15/1993 at MIL (9 inn.) 8/21/1933 at CWS (18 inn.)

Most wild pitches		
Game	5 (3x)	7/22/2021 at BOS 4/10/2012 at BAL 6/24/1994 at CLE

KEY: ^—ML record (since 1900) **—tied for ML record +—AL record #—tied for AL record



TEAM BATTING

Season

Most at-bats	5717	2007
Most runs	1067*	1931
Fewest runs	459	1908
Run Differential	411*	1939
Most hits	1683	1930
Fewest hits	1137	1968
Highest batting average	.309	1930
Lowest batting average	.214	1968
Most singles	1,158	1931
Most doubles	327	2006
Most triples	110	1930
Most home runs	306	2019
Most home runs (home)	144	2018
Most home runs (road)	163	2019
Most home runs (month)	74	Aug. 2019
Most inside-the-park HR	22	1904, 1923
Consecutive games with a HR	31* (57 total)	2019
Grand slams	10 (5x)	1987, 2010-12, '22
Pinch-hit home runs	10	1961
Total bases	2735	2019
Runs batted in	997*	1936
Most bases on balls	765	1932
Most hit by pitch	81	2003
Fewest hit by pitch	14	1969
Most stolen bases	289	1910
Fewest stolen bases	24	1948
Most caught stealing (since 1920)	82	1920
Fewest caught stealing	18 (3x)	1961, 1964, 2021
Most strikeouts	1482	2021
Fewest strikeouts	420	1924
Highest on-base pct.	.384	1930
Lowest on-base pct.	.283	1908
Highest slugging pct.	.490	2019
Lowest slugging pct.	.287	1914
Most GDP	157	2004
Fewest GDP	91	1963
Most left on base	1276	1997
Fewest left on base	940	1907
Double-digit HR hitters	14	2019
Most .300 hitters	6	1930, '31, '36 (min. 300AB)
Most "walk-off" wins	17	1943

Game or Inning

Most runs		
Game, 9 innings, home	22 (2x)	8/25/2011 vs. OAK 7/26/1931-G2 vs. CWS
Game, 9 innings, road	25	5/24/1936 at PHA
Game, both teams, home	31 (2x)	8/25/2011 vs. OAK 6/21/2005 vs. TB
Game, both teams, road	33 (3x)	6/3/1932 at PHA 5/22/1930-G2 at PHA 5/3/1912 at PHA
Shutout win	21-0	8/13/1939-G2 at PHA
Two consecutive games	40	15 on 5/23/1936-G2 at PHA and 25 on 5/24/1936 at PHA
Three consecutive games	52	12 on 5/23/1936-G1 at PHA 15 on 5/23/1936-G2 at PHA and 25 on 5/24/1936 at PHA
Consecutive games scoring 10 or more	5	6/12-17/1930
Inning (any)	14	7/6/1920 at WAS (5th)
First inning	12	7/30/2011-G2 vs. BAL
Extra inning	11	7/26/1928-G1 vs. DET (12th inn.)
Start of game, no outs	8 (2x)	9/25/1990 vs. BAL 4/24/1960 vs. BAL
Scored every inn. (all official games)	2x	4/29/2006 vs. TOR (9 inn.) 7/26/1939 vs. SLB (9 inn.)

Most walks

Game	17	9/11/1949-G1 vs. WAS
Inning	11	9/11/1949 G1 vs. WAS (3rd inn.)
Game, vs. one pitcher	16	Bruno Haas, 6/23/1915-G2 at PHA

Most strikeouts

Game	22	5/7/2017 at CHC (18 inn.)
Game, 9 inn.	18 (2x)	7/30/2023 at BAL 4/3/2019 vs. DET
Game, vs. one pitcher	17	Pedro Martínez, 9/10/1999 vs. BOS

Most Hit by Pitch

Game	6	6/20/1913-G2 at WAS
------	---	---------------------

KEY: ^—ML record (since 1900) **—tied for ML record
+—AL record #—tied for AL record

Most hits

Game, 9 innings	30	9/28/1923 at BOS
Game, 9 innings, both teams	45*	9/29/1928 at DET
Consecutive, start of game	8**	9/25/1990 vs. BAL
Most singles, game	22	8/12/1953 at WAS
Most doubles, game	10 (2x)	6/5/2003 at CIN 4/12/1988 at TOR
Most triples, game	5	5/1/1934 at WAS
Most extra-base hits, game	12 (3x)	6/5/2003 at CIN 5/24/1936 at PHA 7/17/1920 vs. CWS
Most hits, inning (since 1957)	12	6/21/2005 vs. TB (8th inn.)
Most extra-base hits, inning	7	5/3/1951 vs. SLB

Most home runs

Game	8 (2x)	7/31/2007 vs. CWS 6/28/1939-G1 at PHA
Game, both teams	11	6/23/1950 at DET (NYY-6 HR, DET-5 HR)
Game, off one pitcher	6 (2x)**	6/11/2022 vs. CHC off Matt Swarmer 6/27/1936 at SLB off Tommy Thomas
Inning	5**	9/17/2020 vs. TOR (4th inn.) (had multiple instances of b2b HRs in same inning, first time in franchise history)
Inning, w/ 2 outs	3 (5x)	5/24/2024 at SD (3rd inn.) 6/3/2017 at TOR (8th inn.) 6/8/2012 vs. NYM (3rd inn.) 6/21/2005 vs. TB (8th inn.) 6/28/1939 at PHA (3rd inn.)
Consecutive	3 (16x)	last: 8/25/2024 vs. COL (7th inn.) (Soto/JUDGE/STANTON)
Start of game	2 (12x)	4/14/2023 vs. MIN, VOLPE/JUDGE; 6/25/2019 vs. TOR, LEMAHIEU/JUDGE; 5/29/2019 vs. SD, LEMAHIEU/Voit 7/7/2018 at TOR, Gardner/JUDGE; 5/26/2018 vs. LAA, Gardner/JUDGE; 9/28/2017 vs. TB, Gardner/JUDGE; 4/16/2012 vs. MIN, Jeter/Granderson; 9/23/2005 vs. TOR, Jeter/Canó; 6/28/2003-G2 at NYM, Soriano/Jeter; 4/6/2003 at TB, Soriano/Johnson; 7/30/1999 at BOS, Knoblauch/Jeter; 4/27/1955 vs. CWS, Bauer/Carey
"Walk-off," season	7 (2x)	2009, 2022

Most grand slams

Game	3*	8/25/2011 vs. OAK
Inning	1	(Many times)

Most stolen bases

Game	15*	9/28/1911 vs. SLB
Game, both clubs	15*	NY 15, SLB 0, 9/28/1911
Game, steals of home	3**	4/17/1915 vs. PHA

Most GDP

Game	6	4/15/2011 vs. TEX
------	---	-------------------

Most LOB

Game, 9 innings	20*	9/21/1956 at BOS
Game, extra innings	23	9/5/1927-G1 at BOS

TEAM FIELDING

Season

Highest fielding pct.	.988	2013
Lowest fielding pct.	.939	1912
Fewest errors (min. 150G)	69	2010, 2013
Most errors	386	1912
Most errorless games	108	2013
Consecutive errorless games	18	5/14-6/1/2009
Most putouts	4520*	1964
Fewest putouts (min. 150G)	3958	1907
Most assists	2104	1904
Fewest assists (min. 150G)	1318	2021
Most double plays	214	1956
Fewest DPs (min. 150G)	69	1906
Consecutive games, DP turned	19 (27 DPs)	1992
Most passed balls	31	1913
Fewest passed balls	0*	1931
Most chances	6579	1916
Fewest chances (min. 150G)	5722	2021

Game or Inning

Most errors, game	10	6/12/1907 vs. DET
Most errors, inning (since 1969)	5	5/9/1969 at OAK (5th inn. - Stottlemire, Clarke, Pepitone, Murcer-2)
Most double plays turned	7*	8/14/1942 at PHA



INDIVIDUAL BATTING

Season

Batting Average

LHH	.394	Babe Ruth, 1923
RHH	.381	Joe DiMaggio, 1939
SH	.365*	Mickey Mantle, 1957

Hits

LHH	.238	Don Mattingly, 1986
RHH	.219	Derek Jeter, 1999
SH	.204	Bernie Williams, 2002
Hitting Streak	.56*	Joe DiMaggio, 1941
Singles	.171	Steve Sax, 1989
Doubles	.53	Don Mattingly, 1986
Triples	.23	Earle Combs, 1927
Extra-base hits	.119*	Babe Ruth, 1921

Home Runs

LHH	.61	Roger Maris, 1961
RHH	.62+	AARON JUDGE, 2022
SH	.54*	Mickey Mantle, 1961
Current Yankee Stad., LHH	.26	C. Granderson, 2012
Current Yankee Stad., RHH	.33	AARON JUDGE, 2017
Current Yankee Stad., SH	.24	Mark Teixeira, 2009
Original Yankee Stad., LHH	.30	Roger Maris, 1961
		Lou Gehrig, 1934
Original Yankee Stad., RHH	.26	Alex Rodriguez, 2005, '07
Original Yankee Stad., SH	.27	Mickey Mantle, 1956
Polo Grounds, LHH	.32	Babe Ruth, 1921
Polo Grounds, RHH	.14	Bob Meusel, 1921
Road, LHH	.32#	Babe Ruth, 1927
Road, RHH	.32+**	AARON JUDGE, 2022
Road, SH	.30^	Mickey Mantle, 1961
Rookie, LHH	.21	Kevin Maas, 1990
Rookie, RHH	.52+	AARON JUDGE, 2017
Rookie, SH	.20	Tom Tresh, 1962
Month	.17	Babe Ruth, Sept. 1927
In consecutive games	.8**	Don Mattingly, 1987
Grand slams	.6**	Don Mattingly, 1987
Longest (since Statcast est. 2015)	.496 ft.	AARON JUDGE, 9/30/17 vs. TOR

RBI

LHH	.184*	Lou Gehrig, 1931
RHH	.167	Joe DiMaggio, 1937
SH	.130	Mickey Mantle, 1956
Home	.98	Lou Gehrig, 1934
Road	.117*	Lou Gehrig, 1930
Rookie	.125	Joe DiMaggio, 1936
Current Yankee Stadium	.71 (2x)	AARON JUDGE, 2024
		Mark Teixeira, 2009
Total in back-to-back games	.15	T. Lazzari, 5/23G2-24/1936
Consec. games with RBI	.11 (4x)	Joe DiMaggio, 8/5-14/1940 (23RBI)
		Joe DiMaggio, 8/25G1-9/3G2/1939 (28RBI)
		Babe Ruth, 6/24-7/2/1931 (18RBI)
		Wally Pipp, 7/26-8/6/1922 (12RBI)

Runs

All games	.177*	Babe Ruth, 1921
Home	.94+	Babe Ruth, 1921
Road	.87*	Babe Ruth, 1928

Rookie	.132+	Joe DiMaggio, 1936
Current Yankee Stadium	.73	AARON JUDGE, 2017
In consecutive games	.18**	Red Rolfe, 8/9-25/1939 (30R)

Strikeouts

LHH	.195	Curtis Granderson, 2012
RHH	.211	GIANCARLO STANTON, 2018
SH	.151	Jorge Posada, 2000

Walks

LHH	.170+	Babe Ruth, 1923
RHH	.133	AARON JUDGE, 2024
SH	.146^	Mickey Mantle, 1957

Other

At-bats	.696	Alfonso Soriano, 2002
Caught stealing	.32	Doc Cook, 1914
Games	.163	Hideki Matsui, 2003
GIDP (most since 1933)	.30	Dave Winfield, 1983
Hit by pitch	.24	Don Baylor, 1985
OBP	.546	Babe Ruth, 1923
OPS	1.379+	Babe Ruth, 1920
Sacrifice flies	.17#	Roy White, 1971
Sacrifice hits	.42	Willie Keeler, 1905
Slugging pct.	.847+	Babe Ruth, 1920
Stolen bases	.93	Rickey Henderson, 1988
Total bases	.457*	Babe Ruth, 1921

Game or Inning

At-bats	.11**	B. Richardson, 6/24/1962 at DET (22 inn.)
Caught stealing	3 (2x)	Lee Magee, 6/29/1918 at PHA
		Fritz Maisei, 4/26/1916 vs. BOS
GIDPs	.3 (7x)	last by Juan Rivera, 6/1/2003 at DET (17 inn.)
		(last in 9 inn.) Matt Nokes, 5/3/1992 vs. MIN
Grand slams	.2**	Tony Lazzari, 5/24/1936 at PHA
Hits, 9 inn.	.6 (2x)#	Johnny Damon (6-for-6), 6/7/2008 vs. KC
		Myril Hoag (6-for-6), 6/6/1934-G1 at BOS
Hits	.6 (3x)	Johnny Damon (6-for-6), 6/7/2008 vs. KC
		G. Williams (6-for-8), 5/1/1996 at BAL (15 inn.)
		Myril Hoag (6-for-6), 6/6/1934-G1 at BOS
Singles	.6	Myril Hoag, 6/6/1934-G1 at BOS
Doubles	.4 (2x)**	Jim Mason, 7/8/1974 at TEX
		Johnny Lindell, 8/17/1944 vs. CLE
Triples	.3 (3x)**	Joe DiMaggio, 8/27/1938-G1 vs. CLE
		Earle Combs, 9/22/1927 vs. DET
		Hal Chase, 8/30/1906-G2 vs. WAS
Hit by pitch	.3 (2x)**	Wally Schang, 5/15/1923 at DET
		Bert Daniels, 6/20/1913-G2 at WAS
Home runs	.4**	Lou Gehrig (consecutive), 6/3/1932 at PHA
RBI (game)	.11+	T. Lazzari 5/24/1936 at PHA (2G5, solo HR, 2R-triple)
RBI (Game by Pitcher)	.7+	Vic Raschi, 8/4/1953 vs. DET
RBI (inning)	.7+	A. Rodriguez 10/4/2009 at TB (G5, 3R-HR)
Reaching safely (9 inn.)	.7**	Ben Chapman, 5/24/1936 at PHA
Runs	.5 (18x)	last by Brett Gardner, 7/28/2015 at TEX
Sac. flies	.3 (2x)**	Don Mattingly, 5/3/1986 vs. TEX
		Bob Meusel, 9/15/1926 at CLE
Stolen bases	.4 (19x)	last by Ichiro Suzuki, 9/19/2012-G2 vs. TOR
Strikeouts	.5 (15x)	last by AARON JUDGE, 9/28/2024 vs. PIT
Total bases	.16	Lou Gehrig, 6/3/1932 at PHA
Walks	.5 (11x)	last by Matt Holliday, 4/9/2017 at BAL

Hitting for the Cycle

YANKEES TO HIT FOR THE CYCLE (15x by 11 players)

**Melky Cabrera (CF)	8/2/2009 at Chicago-AL
**Tony Fernandez (SS)	9/3/1995 vs. Oakland
Bobby Murcer (CF)	8/29/1972-G1 vs. Texas
**Mickey Mantle (CF)	7/23/1957 vs. Chicago
Joe DiMaggio (CF)	5/20/1948 at Chicago
Joe Gordon (2B)	9/8/1940 at Boston
Buddy Rosar (C)	7/19/1940 vs. Cleveland
Lou Gehrig (1B)	8/1/1937 vs. St. Louis
Joe DiMaggio (CF)	7/9/1937 vs. Washington
Lou Gehrig (1B)	6/25/1934 vs. Chicago
*Tony Lazzari (3B)	6/3/1932 at Philadelphia
Bob Meusel (RF)	7/26/1928-G1 at Detroit
Bob Meusel (RF)	7/3/1922 at Philadelphia
Bob Meusel (RF)	5/7/1921 at Washington
Bert Daniels (LF)	7/25/1912 vs. Chicago

OPPONENTS TO HIT FOR THE CYCLE AGAINST

THEYANKEES (11x by 11 players - incl. once in postseason)

**Jonathan Villar (SS)	8/5/2019 at Baltimore
***Brock Holt (2B/1B)	ALDS G3 10/8/2018 vs. Boston
B.J. Upton (CF)	8/2/2009 at Tampa Bay
Travis Fryman (3B)	7/28/1993 at Detroit
Jim Fregosi (SS)	7/28/1964 at Los Angeles
Doc Cramer (CF)	6/10/1934 vs. Philadelphia
Mickey Cochrane (C)	8/2/1933 vs. Philadelphia
Goose Goslin (LF)	8/28/1924 vs. Washington
Frank Baker (3B)	7/3/1911-G2 vs. Philadelphia
**Otis Clymer (RF)	10/2/1908 vs. Washington
Patsy Dougherty (LF)	7/29/1903 at Boston

*Natural Cycle (single, then double, then triple, then HR)

Switch-hitter *First cycle by any player in postseason history.

KEY: ^—ML record (since 1900)

**—tied for ML record

+—AL record

#—tied for AL record



INDIVIDUAL PITCHING

Season

Wins, RHP	41+	Jack Chesbro, 1904
Wins, LHP	26	Lefty Gomez, 1934
Wins, in relief	15	Luis Arroyo, 1961
Consecutive wins, RHP	16#	Roger Clemens, 2001
Consecutive wins, LHP	14	Whitey Ford, 1961
Shutouts won	9	Ron Guidry, 1978
Shutouts lost	7	Bill Zuber, 1945
ERA (low), LHP	1.74	Ron Guidry, 1978
ERA (low), RHP	1.64	Spud Chandler, 1943
ERA (high), LHP	5.00	Randy Johnson, 2006
ERA (high), RHP	5.30	Bump Hadley, 1937
Winning pct.	.893	Ron Guidry, 1978
Losses, RHP	22	Joe Lake, 1908
Losses, LHP	17	Herb Pennock, 1925
Consec. losses, RHP	9 (5x)	Thad Tillotson, 1967
		Johnny Murphy, 1942
		Ray Keating, 1914
		Bill Hogg, 1908
		Al Orth, 1908
Consecutive losses, LHP	11	George Mogridge, 1916
Innings pitched, RHP	454.0	Jack Chesbro, 1904
Innings pitched, LHP	286.0	Herb Pennock, 1924
Consecutive scoreless IP	39.0	Al Orth, 6/29-7/21/1905
Saves, RHP	53	Mariano Rivera, 2004
Saves, LHP	46	Dave Righetti, 1986
Games, RHP	86	Paul Quantrill, 2004
Games, LHP	80	Boone Logan, 2012
Starts	51	Jack Chesbro, 1904
Complete games	48	Jack Chesbro, 1904
Strikeouts, RHP	257	GERRIT COLE, 2022
Strikeouts, LHP	248	Ron Guidry, 1978
Strikeouts, in relief	135	Dellin Betances, 2014
Walks, RHP	177	Bob Turley, 1955
Walks, LHP	179	Tommy Byrne, 1949
Hits allowed	340	Jack Powell, 1904
Runs allowed	165	Russ Ford, 1912
Earned runs allowed	127	Sam Jones, 1925
Home runs allowed, RHP	40	Ralph Terry, 1962
Home runs allowed, LHP	34	J.A. Happ, 2019
Home runs allowed, reliever	16	Nestor Cortes, 2019
Hit-by-pitch	26	Jack Warhop, 1909
Wild pitches	25	A.J. Burnett, 2011

Game or Inning

Runs, game	13 (6x)	(last) Carl Mays, 7/17/1923 at CLE
Earned runs, game	13	Carl Mays, 7/17/1923 at CLE
Hits, game	21	Jack Quinn, 6/29/1912-G1 at BOS
HR, game	5 (7x)	GERRIT COLE, 6/9/2022 at MIN
		CC Sabathia, 8/12/2011 vs. TB
		David Wells, 7/4/2003 vs. BOS
		Jeff Weaver, 7/21/2002 vs. BOS
		Ron Guidry, 9/17/1985 at DET
		John Cumberland, 5/24/1970-G2 at CLE
		Joe Ostrowski, 6/22/1950 at CLE

HR, inning	4 (5x)	M. Tanaka, 9/21/2016 at TB (3rd)
		Chase Wright, 4/22/2007 at BOS (3rd)
		(for Wright, all consecutive, tying MLB record)
		Randy Johnson, 8/21/2005 at CWS (4th)
		Scott Sanderson, 5/2/1992 vs. MIN (5th)
		Catfish Hunter, 6/17/1977 at BOS (1st)
Strikeouts, game, LH	18	Ron Guidry, 6/17/1978 vs. CAL
Strikeouts, game, RH	16 (2x)	Michael Pineda, 5/10/2015 vs. BAL
		David Cone, 6/23/1997 at DET
Strikeouts, inning	4##** (4x)	Domingo German, 7/25/2021 at BOS
		JONATHAN LOAÍSIGA, 6/25/2021 at BOS
		Phil Hughes 9/20/2012 vs. TOR
		A.J. Burnett, 6/24/2011 vs. COL
Strikeouts, relief	12	Jumbo Brown, 6/3/1933 vs. PHA
Consecutive strikeouts, game	8	Ron Davis, 5/4/1981 at CAL
Consecutive Ks over mult. games	10	Chad Green, 9/18-24/2019
Walks, game	13	Tommy Byrne, 6/8/1949 at DET
Balks, game	4#	Vic Raschi, 5/3/1950 vs. CWS
Hit by pitch, game	4 (2x)	Tommy Byrne, 7/5/1950 vs. PHA
		Walter Clarkson, 9/21/1904 at WAS

Longest Games in Club History (Innings)

22	6/24/1962 at Detroit, 9-7 win
20	8/29/1967 (G2) vs. Boston, 4-3 win
19 (4x)	4/10/2015 vs. Boston, 6-5 loss
	8/25/1976 vs. Minnesota, 5-4 win
	8/23/1968 (G2) vs. Detroit, 3-3 tie
	5/24/1918 vs. Cleveland, 3-2 loss
18 (9x)	5/7/2017 at Chicago-NL, 5-4 win
	6/13/2013 at Oakland, 3-2 loss
	9/11/1988 vs. Detroit, 5-4 win
	4/22/1970 at Washington, 2-1 loss
	7/26/1967 (G2) vs. Minnesota, 3-2 loss
	4/16/1967 vs. Boston, 7-6 win
	8/21/1933 at Chicago, 3-3 tie
	9/5/1927 (G1) at Boston, 12-11 loss
	6/25/1903 vs. Chicago, 6-6 tie
17 (11x)	6/1/2003 at Detroit, 10-9 win
	4/19/2001 at Toronto, 6-5 win
	7/20/1998 (G1) vs. Detroit, 4-3 loss
	5/11/1984 vs. Seattle, 4-3 loss
	6/26/1982 vs. Cleveland, 4-3 win
	8/2/1978 vs. Boston, 7-5 loss
	9/11/1974 (G1) at Baltimore, 3-2 loss
	6/21/1964 (G2) at Chicago-AL, 2-1 win
	7/20/1941 at Detroit, 12-6 win
	7/17/1919 at St. Louis, 7-6 loss
	7/10/1917 at St. Louis, 7-5 win

MOST RECENT

Inn.	Date/Opponent, Result
at least 14 at home:	4/6/2018 vs. Baltimore (14 inn.), 7-3 loss
at least 13 at home:	9/10/2023 vs. Milwaukee (13 inn.), 4-3 win
more than 13 on road:	4/22/2019 at Los Angeles-AL (14 inn.), 4-3 win

Youngest/Oldest Yankees to Play in a Regular Season Game

Youngest Position Player: Harry Hanson, 17 years-178 days on 7/14/1913 at St. Louis-AL (Did not start. Went 0-for-2 at catcher.)
Youngest Pitcher: Neal Brady, 18 years-205 days on 9/25/1915-G1 vs. Cleveland (Entered in relief, ND, 5.2IP, 3H, 0R, 5BB, 4K)
Oldest Position Player: Deacon McGuire, 43 years-193 days on 5/30/1907 Game 2 at Wash. (Did not start. Went 0-for-1 at catcher.)
Oldest Pitcher: Phil Niekro, 46 years-188 days on 10/6/1985 at Toronto (Was his 300th career win. CG, SHO, 9.0IP, 4H, 3BB, 5K)



Award Winners (Unanimous selections noted with "U")

AL MVP (Chalmers Award 1911-14 / League Award 1922-29 / BBWAA voting since 1931. Won 24 times by 14 players.)

YEAR	PLAYER	AGE	POS	G	AB	R	H	2B	3B	HR	RBI	BA	E
1923	Babe Ruth	28	OF	152	520	151*	205	45	13	41*†	130*	.394	11
1927	Lou Gehrig	23	1B	155*†	584	149	218	52*	18	47	175*	.373	15
1936	Lou Gehrig	32	1B	155†	579	167*	205	37	7	49*	152	.354	9
1939	Joe DiMaggio	24	OF	120	462	108	176	32	6	30	126	.381*	5
1941	Joe DiMaggio	26	OF	139	541	122	193	43	11	30	125*	.357	9
1942	Joe Gordon	27	2B	147	538	88	173	29	4	18	103	.322	28
1947	Joe DiMaggio	32	OF	141	534	97	168	31	10	20	97	.315	1
1950	Phil Rizzuto	32	SS	155	617	125	200	36	7	66	.324	.324	14
1951	Yogi Berra	25	C	141	547	92	161	19	4	27	88	.294	13
1954	Yogi Berra	28	C	151	584	88	179	28	6	22	125	.307	8
1955	Yogi Berra	29	C	147	541	84	147	20	3	27	108	.272	13
1956	Mickey Mantle (U)	24	OF	150	533	132*	188	22	5	52*	130*	.353*	4
1957	Mickey Mantle	25	OF	144	474	121*	173	28	6	34	94	.365	7
1960	Roger Maris	25	OF	136	499	98	141	18	7	39	112	.283	4
1961	Roger Maris	26	OF	161	590	132*	159	16	4	61*	141†	.269	9
1962	Mickey Mantle	30	OF	123	377	96	121	15	1	30	89	.321	5
1963	Elston Howard	34	C	135	487	75	140	21	6	28	85	.287	5
1976	Thurman Munson	28	C	152	616	79	186	27	1	17	105	.302	14
1985	Don Mattingly	23	1B	159	652	107	211	48*	3	35	145*	.324	7
2005	Alex Rodriguez	29	3B	162*†	605	124	194	29	1	48	130	.321	12
2007	Alex Rodriguez	31	3B	158	583	143*	183	31	0	54*	156*	.314	13
2022	AARON JUDGE	30	OF	157	570	133*	177	28	0	62*	131*†	.311	0
2024	AARON JUDGE (U)	32	OF	158	559	122	180	36	1	58*	144*	.322	0

YEAR	PITCHER	AGE	POS	G	GS	IP	W	L	PCT.	SV	H	R	ER	SO	BB	ERA
1943	Spud Chandler	35	RHP	30	30	253.0	20†	4	.833*	0	197	62	46	134	54	1.64*

AL Cy Young Award (One winner for all of MLB from 1956-66 / Winners for each league since 1967)

YEAR	PITCHER	AGE	POS	G	GS	IP	W	L	PCT.	SV	H	R	ER	SO	BB	ERA
1958	Bob Turley	27	RHP	33	31	245.1	21	7	.750*	1	178	82	81	168	128*	2.97
1961	Whitey Ford	32	LHP	39	39*	283.0*	25*	4	.862*	0	242	108	101	209	92	3.21
1977	Sparky Lyle	32	LHP	72	0	137.0	13	5	.722	26	131	41	33	68	33	2.17
1978	Ron Guidry (U)	27	LHP	35	35	273.2	25*	3	.893*	0	187	61	53	248	72	1.74*
2001	Roger Clemens	38	RHP	33	33	220.1	20	3	.870*	0	205	94	86	213	72	3.51
2023	GERRIT COLE (U)	33	RHP	33	33	209.0	15	4	.789	0	157	64	61	222	48	2.63

AL Rookie of the Year (One winner for all of MLB from 1948-49 / Winners for each league since 1950)

YEAR	PLAYER	AGE	POS	G	AB	R	H	2B	3B	HR	RBI	BA	E
1951	Gil McDougald	22	INF	131	402	72	123	23	4	14	63	.306	14
1957	Tony Kubek	21	INF-OF	127	431	56	128	21	3	3	39	.297	20
1962	Tom Tresh	24	INF-OF	157	622	94	178	26	5	20	93	.286	20
1970	Thurman Munson	22	C	132	453	59	137	25	4	6	53	.302	8
1996	Derek Jeter (U)	21	SS	157	582	104	183	25	6	10	78	.314	22
2017	AARON JUDGE (U)	25	OF	155	542	128	154	24	3	52	114	.284	5

YEAR	PITCHER	AGE	POS	G	GS	IP	W	L	PCT.	SV	H	R	ER	SO	BB	ERA
1954	Bob Grim	24	RHP	37	20	199.0	20	6	.769	0	175	78	72	108	85	3.26
1968	Stan Bahnsen	23	RHP	37	34	267.1	17	12	.586	0	216	72	61	162	68	2.05
1981	Dave Righetti	22	LHP	15	15	105.1	8	4	.667	0	75	25	24	89	38	2.05
2024	LUIS GIL	26	RHP	29	29	151.2	15	7	.682	0	104	60	59	171	77*	3.50

KEY: *Italics* – league leader * – Major League leader † – Tied for AL or ML lead



Gold Glove Award

Individual awards since 1957. AL-only since 1958. Won 69 times by 27 players.
Gold Glove Team Award since 2020. Won 1 time (2022).

By Year

1957: *Bobby Shantz (P)	1987: Don Mattingly (1B)
1958: Bobby Shantz (P)	Dave Winfield (OF)
Norm Siebern (OF)	1988: Don Mattingly (1B)
1959: Bobby Shantz (P)	1989: Don Mattingly (1B)
1960: Bobby Shantz (P)	1991: Don Mattingly (1B)
Roger Maris (OF)	1992: Don Mattingly (1B)
1961: Bobby Richardson (2B)	1993: Don Mattingly (1B)
1962: Bobby Richardson (2B)	1994: Don Mattingly (1B)
Mickey Mantle (OF)	Wade Boggs (3B)
1963: Elston Howard (C)	1995: Wade Boggs (3B)
Bobby Richardson (2B)	1997: Bernie Williams (OF)
1964: Elston Howard (C)	1998: Bernie Williams (OF)
Bobby Richardson (2B)	1999: Scott Brosius (3B)
1965: Joe Pepitone (1B)	Bernie Williams (OF)
Bobby Richardson (2B)	2000: Bernie Williams (OF)
Tom Tresh (OF)	2001: Mike Mussina (P)
1966: Joe Pepitone (1B)	2003: Mike Mussina (P)
1969: Joe Pepitone (1B)	2004: Derek Jeter (SS)
1972: Bobby Murcer (OF)	2005: Derek Jeter (SS)
1973: Thurman Munson (C)	2006: Derek Jeter (SS)
1974: Thurman Munson (C)	2008: Mike Mussina (P)
1975: Thurman Munson (C)	2009: Mark Teixeira (1B)
1977: Graig Nettles (3B)	Derek Jeter (SS)
1978: Chris Chambliss (1B)	2010: Mark Teixeira (1B)
Graig Nettles (3B)	Robinson Canó (2B)
1982: Ron Guidry (P)	Derek Jeter (SS)
Dave Winfield (OF)	2012: Mark Teixeira (1B)
1983: Ron Guidry (P)	Robinson Canó (2B)
Dave Winfield (OF)	2016: Brett Gardner (LF)
1984: Ron Guidry (P)	2021: **Joey Gallo (RF)
Dave Winfield (OF)	+2022: DJ LEMAHIEU (UT)
1985: Ron Guidry (P)	***Jose Trevino (C)
Don Mattingly (1B)	2023: ****ANTHONY VOLPE (SS)
Dave Winfield (OF)	
1986: Ron Guidry (P)	
Don Mattingly (1B)	

+Won "Gold Glove Team Award" (2022)

By Position

P: *Bobby Shantz (4: 1957-60)
Ron Guidry (5: 1982-86)
Mike Mussina (3: 2001; '03, '08)
C: Elston Howard (2: 1963-64)
Thurman Munson (3: 1973-75)
***Jose Trevino (1: 2022)
1B: Joe Pepitone (3: 1965-66, '69)
Chris Chambliss (1: 1978)
Don Mattingly (9: 1985-89; '91-94)
Mark Teixeira (3: 2009-10, '12)
2B: Bobby Richardson (5: 1961-65)
Robinson Canó (2: 2010, '12)
3B: Graig Nettles (2: 1977-78)
Wade Boggs (2: 1994-95)
Scott Brosius (1: 1999)
SS: Derek Jeter (5: 2004-06; '09-10)
****ANTHONY VOLPE (1: 2023)
OF: Norm Siebern (1: 1958)
Roger Maris (1: 1960)
Mickey Mantle (1: 1962)
Tom Tresh (1: 1965)
Bobby Murcer (1: 1972)
Dave Winfield (5: 1982-85, '87)
Bernie Williams (4: 1997-2000)
Brett Gardner (1: 2016)
**Joey Gallo (1: 2021)
UT: DJ LEMAHIEU (1: 2022)

*In 1957 only one award was given at each position encompassing both AL & NL players.

**Played 95G w/ TEX & 58G w/ NYY in 2021.

*** Won "AL Platinum Glove," for best fielder in league. Awarded via fan balloting since 2011.

**** First and only Yankees rookie winner.

Silver Slugger Award

Individual awards since 1980. Won 51 times by 23 players.
"AL Offensive Team of the Year" award since 2023. Won 1 time (2024).

By Year

1980: Willie Randolph (2B)	2006: Robinson Canó (2B)
Reggie Jackson (DH)	Derek Jeter (SS)
1981: Dave Winfield (OF)	2007: Jorge Posada (C)
1982: Dave Winfield (OF)	Alex Rodriguez (3B)
1983: Dave Winfield (OF)	Derek Jeter (SS)
Don Baylor (DH)	2008: Alex Rodriguez (3B)
1984: Dave Winfield (OF)	Derek Jeter (SS)
1985: Don Mattingly (1B)	2009: Mark Teixeira (1B)
Rickey Henderson (OF)	Derek Jeter (SS)
Dave Winfield (OF)	2010: Robinson Canó (2B)
Don Baylor (DH)	2011: Robinson Canó (2B)
1986: Don Mattingly (1B)	Curtis Granderson (OF)
1987: Don Mattingly (1B)	2012: Robinson Canó (2B)
1993: Mike Stanley (C)	Derek Jeter (SS)
Wade Boggs (3B)	2013: Robinson Canó (2B)
1994: Wade Boggs (3B)	2015: Brian McCann (C)
1997: Tino Martinez (1B)	2017: Gary Sánchez (C)
2000: Jorge Posada (C)	*AARON JUDGE (OF)
2001: Jorge Posada (C)	2019: DJ LEMAHIEU (2B)
2002: Jorge Posada (C)	2020: DJ LEMAHIEU (2B)
Jason Giambi (1B)	2021: AARON JUDGE (OF)
Alfonso Soriano (2B)	2022: AARON JUDGE (OF)
Bernie Williams (OF)	+2024: AARON JUDGE (OF)
2003: Jorge Posada (C)	Juan Soto (OF)
2004: Gary Sheffield (OF)	
2005: Alex Rodriguez (3B)	
Gary Sheffield (OF)	

* First & only Yankees rookie winner.

+Won "AL Offensive Team of the Year Award" (2024)

By Position

C: Mike Stanley (1: 1993)
Jorge Posada (5: 2000-03, '07)
Brian McCann (1: 2015)
Gary Sánchez (1: 2017)
1B: Don Mattingly (3: 1985-87)
Tino Martinez (1: 1997)
Jason Giambi (1: 2002)
Mark Teixeira (1: 2009)
2B: Willie Randolph (1: 1980)
Alfonso Soriano (1: 2002)
Robinson Canó (5: 2006, '10-13)
DJ LEMAHIEU (2: 2019, 2020)
3B: Wade Boggs (2: 1993-94)
Alex Rodriguez (3: 2005, '07-08)
SS: Derek Jeter (5: 2006-09, '12)
OF: Dave Winfield (5: 1981-85)
Rickey Henderson (1: 1985)
Bernie Williams (1: 2002)
Gary Sheffield (2: 2004-05)
Curtis Granderson (1: 2011)
AARON JUDGE (4: 2017, '21-22, '24)
Juan Soto (1: 2024)
DH: Don Baylor (2: 1983, '85)



AL Player of the Week Award (Award since 1974)

By Week Ending Date – 145 times by 69 players (including 46 position players, 7-LHP, 16-RHP)

4/16/1974..... Graig Nettles	6/23/1985..... Ron Guidry-LHP	9/21/2003..... Alfonso Soriano	8/28/2016..... Gary Sánchez
4/23/1974..... Graig Nettles	8/11/1985..... Don Mattingly	5/2/2004..... Ruben Sierra	6/11/2017..... AARON JUDGE
8/27/1974..... Roy White	10/6/1985..... Phil Niekro-RHP	5/30/2004..... Hideki Matsui	9/24/2017..... AARON JUDGE
4/27/1975..... Roy White	10/5/1986..... Dave Righetti-LHP	6/6/2004..... Gary Sheffield	4/29/2018..... Didi Gregorius
5/4/1975..... Thurman Munson	7/13/1987..... Don Mattingly	9/12/2004..... Derek Jeter	5/27/2018..... Gleyber Torres
9/7/1975..... Catfish Hunter-RHP	7/20/1987..... Don Mattingly	5/2/2005..... Alex Rodriguez	9/2/2018..... Gleyber Torres
9/21/1975..... Bobby Bonds	7/17/1988..... Don Mattingly	5/16/2005..... Tino Martinez	9/30/2018..... Luke Voit
6/20/1976..... Sparky Lyle-LHP	8/26/1990..... Roberto Kelly	6/20/2005..... Hideki Matsui	4/28/2019..... Luke Voit
7/25/1976..... Thurman Munson	6/21/1992..... Mel Hall	7/18/2005..... Gary Sheffield	6/30/2019..... DJ LEMAHIEU
10/4/1976..... Graig Nettles	7/18/1993..... Don Mattingly	9/19/2005..... Robinson Canó	8/2/2020..... AARON JUDGE
5/9/1977..... Roy White	9/5/1993..... Jim Abbott-LHP	4/17/2006..... Jason Giambi	9/20/2020..... DJ LEMAHIEU
8/15/1977..... Chris Chambliss	8/13/1995..... Jack McDowell-RHP	8/21/2006..... Johnny Damon	5/2/2021..... Corey Kluber-RHP
8/22/1977..... Graig Nettles	5/19/1996..... Dwight Gooden-RHP	9/4/2006..... Alex Rodriguez	5/16/2021..... AARON JUDGE
9/18/1977..... Reggie Jackson	7/14/1996..... John Wetteland-RHP	4/9/2007..... Alex Rodriguez	5/23/2021..... Corey Kluber-RHP
6/18/1978..... Ron Guidry-LHP	5/4/1997..... Tino Martinez	6/11/2007..... Alex Rodriguez	8/22/2021..... Luke Voit
8/6/1978..... Catfish Hunter-RHP	6/29/1997..... Tino Martinez	7/23/2007..... Robinson Canó	9/26/2021..... GIANCARLO STANTON
8/27/1978..... Graig Nettles	8/31/1997..... Bernie Williams	8/6/2007..... Robinson Canó	7/16/2022..... Matt Carpenter
9/3/1978..... Rich Gossage-RHP	9/12/1997..... Wade Boggs	9/10/2007..... Alex Rodriguez	7/24/2022..... AARON JUDGE
10/1/1978..... Ron Guidry-LHP	4/12/1998..... Darryl Strawberry	6/2/2008..... Mariano Rivera-RHP	7/31/2022..... AARON JUDGE
10/1/1978..... Ed Figueroa-RHP	5/17/1998..... David Wells-LHP	8/4/2008..... Xavier Nady	10/5/2022..... AARON JUDGE
5/13/1979..... Reggie Jackson	5/31/1998..... Bernie Williams	5/11/2009..... Johnny Damon	4/16/2023..... GERRIT COLE-RHP
5/20/1979..... Tommy John-LHP	7/5/1998..... David Cone-RHP	6/29/2009..... Mariano Rivera-RHP	5/14/2023..... Anthony Rizzo
9/30/1979..... Oscar Gamble	9/27/1998..... Shane Spencer	5/30/2010..... Robinson Canó	5/21/2023..... AARON JUDGE
5/4/1980..... Reggie Jackson	4/11/1999..... Chili Davis	8/22/2010..... Robinson Canó	7/2/2023..... Domingo Germán-RHP
5/11/1980..... Tommy John-LHP	6/27/1999..... Tino Martinez	9/5/2010..... Mark Teixeira	9/24/2023..... AARON JUDGE
6/1/1980..... Bobby Brown	7/18/1999..... David Cone-RHP	7/10/2011..... Derek Jeter	3/31/2024..... Juan Soto
6/15/1980..... Reggie Jackson	5/6/2001..... Mike Mussina-RHP	9/25/2011..... Mariano Rivera-RHP	4/28/2024..... Anthony Rizzo
9/9/1980..... Oscar Gamble	6/10/2001..... Bernie Williams	7/1/2012..... Robinson Canó	5/19/2024..... AARON JUDGE
9/14/1980..... Ron Davis-RHP	7/29/2001..... Paul O'Neill	9/23/2012..... Ichiro Suzuki	6/2/2024..... Juan Soto
10/5/1980..... Reggie Jackson	8/5/2001..... Derek Jeter	6/9/2013..... Brett Gardner	6/9/2024..... AARON JUDGE
5/30/1982..... Oscar Gamble	9/2/2001..... Mike Mussina-RHP	8/18/2013..... Alfonso Soriano	8/25/2024..... AARON JUDGE
7/10/1983..... Dave Righetti-LHP	5/19/2002..... Roger Clemens-RHP	4/13/2014..... Carlos Beltrán	
8/7/1983..... Dave Winfield	6/23/2002..... Alfonso Soriano	8/3/2014..... Brett Gardner	
8/14/1983..... Dave Winfield	8/18/2002..... Bernie Williams	8/31/2014..... Jacoby Ellsbury	
6/3/1984..... Steve Kemp	4/6/2003..... Alfonso Soriano	4/26/2015..... Mark Teixeira	
7/29/1984..... Don Mattingly	6/15/2003..... Roger Clemens-RHP	5/10/2015..... Michael Pineda-RHP	
6/16/1985..... Bob Shirley-LHP	6/29/2003..... Hideki Matsui	6/28/2015..... Brett Gardner	
6/23/1985..... Rickey Henderson	8/17/2003..... Mike Mussina-RHP	8/21/2016..... Gary Sánchez	

Note: Most by pos. players-JUDGE-12, Canó/Mattingly-6; R. Jackson/Nettles/A. Rodriguez-5; Most by pitchers- Guidry/Mussina/Rivera-3.

AL Player of the Month Award (Award since 1974. Included pitchers through 1978.)

By Month – 45 times by 20 players

1974 Apr.: Graig Nettles (3B)	2005 July: Jason Giambi (1B)
1974 July: Doc Medich (RHP)	2005 Aug.: Alex Rodriguez (3B)
1977 Aug.: Graig Nettles (3B)	2006 Apr.: Jason Giambi (1B)
1978 June: Ron Guidry (LHP)	2006 May: Alex Rodriguez (3B)
1978 Sept.: Ron Guidry (LHP)	2006 Sept.: Robinson Canó (2B)
1980 July: Reggie Jackson (OF), co-winner w/ George Brett	2007 Apr.: Alex Rodriguez (3B)
1982 Sept.: Dave Winfield (OF)	2007 June: Alex Rodriguez (3B)
1985 June: Rickey Henderson (OF)	2007 July: Hideki Matsui (OF)
1985 Aug.: Don Mattingly (1B)	2010 Apr.: Robinson Canó (2B)
1985 Sept.: Don Mattingly (1B)	2010 Sept.: Alex Rodriguez (3B)
1986 Sept.: Don Mattingly (1B)	2011 Aug.: Curtis Granderson (OF)
1987 July: Don Mattingly (1B)	2016 Aug.: Gary Sánchez (C)
1988 Apr.: Dave Winfield (OF)	2017 June: AARON JUDGE (OF)
1997 Aug.: Bernie Williams (OF)	2017 Sept.: AARON JUDGE (OF)
1998 May: Bernie Williams (OF)	2018 Apr.: Didi Gregorius (SS)
1998 Aug.: Derek Jeter (SS)	2019 June: DJ LEMAHIEU (2B)
2000 Aug.: Glenallen Hill (DH)	2022 May: AARON JUDGE (OF)
2002 May: Jason Giambi (1B)	2022 July: AARON JUDGE (OF)
2003 Apr.: Alfonso Soriano (2B)	2022 Sept.: AARON JUDGE (OF)
2003 June: Jason Giambi (1B)	2023 May: AARON JUDGE (OF)
2003 Sept.: Alfonso Soriano (2B)	2024 May: AARON JUDGE (OF)
2005 May: Alex Rodriguez (3B)	2024 Aug.: AARON JUDGE (OF)

By Position

P:	Ron Guidry (2)
	Doc Medich (1)
C:	Gary Sánchez (1)
1B:	Jason Giambi (4)
	Don Mattingly (4)
2B:	Robinson Canó (2)
	Alfonso Soriano (2)
	DJ LEMAHIEU (1)
3B:	Alex Rodriguez (6)
	Graig Nettles (2)
SS:	Derek Jeter (1)
	Didi Gregorius(1)
OF:	AARON JUDGE (9)
	Bernie Williams (2)
	Dave Winfield (2)
	Curtis Granderson (1)
	Rickey Henderson (1)
	Reggie Jackson (1)
	Hideki Matsui (1)
DH:	Glenallen Hill (1)

AL Rookie of the Month Award (Award since 2001)

By Month – 11 times by 7 players

2003 June: Hideki Matsui (OF)	2017 Apr.: AARON JUDGE (OF)	2018 May: Gleyber Torres (2B)
2005 Sept.: Robinson Canó (2B)	2017 May: AARON JUDGE (OF)	2018 June: Miguel Andújar (3B)
2016 Aug.: Gary Sánchez (C)*	2017 June: AARON JUDGE (OF)*	2018 Aug.: Miguel Andújar (3B)
	2017 Sept.: AARON JUDGE (OF)*	2024 May: LUIS GIL (RHP)^

*Note: Sánchez & Judge also won AL Player of the Month, becoming the ninth and 10th players in either league to notch both in the same calendar month. ^Note: Gil also won AL Pitcher of the Month, becoming the fourth player to receive both honors in the same calendar month.



AL Pitcher of the Month Award

(Award since 1979. From 1974-78, pitchers were eligible for the Player of the Month Award.)

By Month – 23 times by 17 pitchers*

1979 Apr.: Tommy John (L)	1999 July: Hideki Irabu (R)	2011 July: CC Sabathia (L)
1979 Sept.: Rich Gossage (R)	1999 Aug.: Mariano Rivera (R)	2013 Aug.: Iván Nova (R)
1981 Aug.: Ron Guidry (L)*	2000 July: Roger Clemens (R)	2014 May: Masahiro Tanaka (R)
1985 Aug.: Dave Righetti (L)	2001 June: Roger Clemens (R)	2021 April: GERRIT COLE (R)
1993 Apr.: Jimmy Key (L)	2002 Sept.: Andy Pettitte (L)	2021 July: Jameson Taillon (R)
1997 Apr.: Andy Pettitte (L)	2004 Apr.: Kevin Brown (R)	2023 April: GERRIT COLE (R)
1998 May: Hideki Irabu (R)	2007 Aug.: Andy Pettitte (L)	2024 May: LUIS GIL (R)^\
1998 July: David Cone (R)	2009 Aug.: CC Sabathia (L)	

*Note: Ron Guidry twice won AL Player of the Month (June & Sept. 1978) before the creation of a separate AL Pitcher of the Month Award.

^\Note: Gil also won AL Rookie of the Month, becoming the fourth player to receive both honors in the same calendar month.

AL Reliever of the Month Award (Award since 2017)

By Month – 6 times by 3 players

2017 Sept.: Aroldis Chapman (LHP)	2019 July: Tommy Kahnle (RHP)	2022 May: Clay Holmes (RHP)
2019 May: Aroldis Chapman (LHP)	2019 Aug.: Aroldis Chapman (LHP)	2023 Sept./Oct.: Clay Holmes (RHP)

All-MLB Team (Award since 2019)

By Year ("Team")

2019: DJ LEMAHIEU-2B (1st)	2024: AARON JUDGE-OF (1st)
Aroldis Chapman-RP (2nd)	Juan Soto-OF (1st)
2020: DJ LEMAHIEU-2B (1st)	
GERRIT COLE-SP (2nd)	
2021: GERRIT COLE-SP (1st)	
AARON JUDGE-OF (1st)	
2022: AARON JUDGE-OF (1st)	
2023: GERRIT COLE-SP (1st)	
AARON JUDGE-OF (2nd)	

By "Team"

1st: GERRIT COLE-SP (2: 2021, '23)
AARON JUDGE-OF (3: 2021-22, '24)
DJ LEMAHIEU-2B (2: 2019-20)
Juan Soto-OF (1: 2024)
2nd: Aroldis Chapman-RP (1: 2019)
GERRIT COLE-SP (1: 2020)
AARON JUDGE-OF (1: 2023)

Other Awards

(Postseason awards are listed at the end of the Yankees Postseason Summaries section.)

Please note in brackets: [Number of Yankees award winners, year the award was established, description of award if necessary]

AL Comeback Player of the Year Award [2x, since 2005]: Jason Giambi (2005) and Mariano Rivera (2013)

AL Hank Aaron Award [5x, since 1999, best offensive performer in AL]: Derek Jeter (2006 and '09), Alex Rodriguez (2007), Aaron Judge (2022 and '24)

AL Manager of the Year Award [3x, since 1983]: Buck Showalter (1994) and Joe Torre (1996 tie with Texas' Johnny Oates and 1998)

AL Edgar Martinez Outstanding Designated Hitter Award [1x, since 1973]: Don Baylor (1985)

AL Rolands Relief Man of the Year Award [8x, 1976-2012, awarded on a points system based on saves, "tough saves," relief wins, relief losses & blown saves]: Dave Righetti (1986-87), John Wetteland (1996), Mariano Rivera (1999, 2001, '04-05, & '09 tie with Joe Nathan)

Associated Press Male Athlete of the Year [5x, since 1931]: Joe DiMaggio (1941), Mickey Mantle (1956), Roger Maris (1961), Ron Guidry (1978), Aaron Judge (2022)

Baseball America Executive of the Year [1x, since 1998]: Brian Cashman (2017)

Baseball America Organization of the Year [1x, since 1982]: Yankees (1998)

MLB Delivery Man of the Year Award [3x, 2005-13, MLB's outstanding reliever, voted by fans]: Mariano Rivera (2005-06, '09)

MLBPA Heart and Hustle Award [1x, since 2005, for the active MLB player who embodies the values, spirit and traditions of the game]: Brett Gardner (2017). Yearly Yankees nominees — Derek Jeter (2005-06, '08), Mariano Rivera (2007), Nick Swisher (2009), Brett Gardner (2010, '13-15, '17), Curtis Granderson (2011-12), Didi Gregorius (2016), Austin Romine (2018), DJ LeMahieu (2019), No award (2020), Aaron Judge (2021), Jose Trevino (2022), Isiah Kiner-Falefa (2023), Anthony Volpe (2024)

Mariano Rivera AL Reliever of the Year Award [2x, since 2014, rebranding of MLB Delivery Man of the Year noted above]: Andrew Miller (2015) and Aroldis Chapman (2019)

MLB Hutch Award [2x, since 1965, given to the player who best exemplifies the fighting spirit and competitive desire of former player and manager Fred Hutchinson by persevering through adversity]: Mickey Mantle (1965) and David Cone (1998)

MLB Roberto Clemente Award [4x, since 1971, given for commitment to community and helping others]: Ron Guidry (1984), Don Baylor (1985), Derek Jeter (2009) and Aaron Judge (2023)

Sporting News MLB Player of the Year [10x, since 1936]: Joe DiMaggio (1939), Spud Chandler (1943), Phil Rizzuto (1950), Mickey Mantle (1956), Bob Turley (1958), Roger Maris (1961), Ron Guidry (1978), Don Mattingly (1985), Alex Rodriguez (2007), Aaron Judge (2022)

Sporting News AL Pitcher of the Year [8x, 1944-45, '48-present, broken up into starters and relievers since 2013]: Whitey Ford (1955, '61, '63), Bob Turley (1958), Ron Guidry (1978), Jimmy Key (1994), Roger Clemens (2001), Gerrit Cole (SP 2021, '23)

Sporting News AL Reliever of the Year [2x, since 2013]: Dellin Betances (2014-15)

Outstanding Designated Hitter Award (named for Edgar Martinez since 2004) [1x, since 1973]: Don Baylor (1985)

Wilson Defensive Player of the Year [4x, from 2012-13, best at position in league; and from 2014-19, best at position in all MLB]: Robinson Cano-2B (2012-13), Brett Gardner-LF (2016) and Aaron Judge-RF (2019)



AL Batting Leaders

Batting Average

Year	Player	Age	Pos.	Avg.	G	AB	R	H	2B	3B	HR	RBI	E
1924	Babe Ruth	29	OF	.378	153	529	143*	200	39	7	46*	124	14
1934	Lou Gehrig	31	1B	.363*	154 [†]	579	128	210	40	6	49*	166*	7
1939	Joe DiMaggio	24	OF	.381*	120	462	108	176	32	6	30	126	5
1940	Joe DiMaggio	25	OF	.352	132	508	93	179	28	9	31	133	8
1945	Snuffy Stirnweiss	26	2B	.309	152	632	107	195	32	22*	10	64	29
1956	Mickey Mantle	24	OF	.353*	150	533	132*	188	22	5	52*	130*	4
1984	Don Mattingly	23	1B	.343	153	603	91	207	44*	2	23	110	6
1994	Paul O'Neill	31	OF	.359	103	368	68	132	25	1	21	83	1
1998	Bernie Williams	29	OF	.339	128	499	101	169	30	5	26	97	3
2020	DJ LEMAHIEU	31	2B	.364*	50	195	41	71	10	2	10	27	6

Home Runs

Year	Player	G	AB	HR
1916	Wally Pipp	151	545	12 [†]
1917	Wally Pipp	155	587	9
1920	Babe Ruth	142	458	54*
1921	Babe Ruth	152	541	59*
1923	Babe Ruth	152	520	41 [†]
1924	Babe Ruth	153	529	46*
1925	Bob Meusel	156	624	33
1926	Babe Ruth	152	495	47*
1927	Babe Ruth	151	540	60*
1928	Babe Ruth	154	536	54*
1929	Babe Ruth	135	499	46*
1930	Babe Ruth	145	518	49
1931	Babe Ruth	145	534	46*
	Lou Gehrig	155	619	46*
1934	Lou Gehrig	154	579	49*
1936	Lou Gehrig	155	579	49*
1937	Joe DiMaggio	151	621	46*
1944	Nick Etten	154	573	22
1948	Joe DiMaggio	153	594	39
1955	Mickey Mantle	147	517	37
1956	Mickey Mantle	150	533	52*
1958	Mickey Mantle	150	519	42
1960	Mickey Mantle	153	527	40
1961	Roger Maris	161	590	61*
1976	Graig Nettles	158	583	32
1980	Reggie Jackson	143	514	41 [†]
2005	Alex Rodriguez	162	605	48
2007	Alex Rodriguez	158	583	54*
2009	Mark Teixeira	156	609	39 [†]
2017	AARON JUDGE	155	542	52
2020	Luke Voit	56	213	22*
2022	AARON JUDGE (All-time AL rec.)	157	570	62*
2024	AARON JUDGE	158	559	58*

RBI

Year	Yankee	G	AB	RBI
1920	Babe Ruth	142	458	136*
1921	Babe Ruth	152	541	168*
1923	Babe Ruth	152	520	130 [†]
1925	Bob Meusel	156	624	136
1926	Babe Ruth	152	495	153*
1927	Lou Gehrig	155	584	173*
1928	Lou Gehrig	154	562	147*
1930	Lou Gehrig	154	581	173
1931	Lou Gehrig (All-time AL record)	155	619	184*
1934	Lou Gehrig	154	579	166*
1941	Joe DiMaggio	139	541	125*
1945	Nick Etten	152	565	111
1948	Joe DiMaggio	153	594	155*
1956	Mickey Mantle	150	533	130*
1960	Roger Maris	136	499	112
1961	Roger Maris	161	590	141 [†]
1985	Don Mattingly	159	652	145*
2007	Alex Rodriguez	158	583	156*
2009	Mark Teixeira	156	609	122
2011	Curtis Granderson	156	583	119
2022	AARON JUDGE	157	570	131 [†]
2024	AARON JUDGE	158	559	144*

200-Hit Seasons

Year	Yankee	AVG	AB	H
1921	Babe Ruth	.377	541	204
1923	Babe Ruth	.394	520	205
1924	Babe Ruth	.378	529	200
1925	Earle Combs	.342	593	203
1927	Earle Combs	.356	648*	231
	Lou Gehrig	.373	584	218
1928	Lou Gehrig	.374	562	210
1929	Earle Combs	.345	586	202
1930	Lou Gehrig	.379	581	220
1931	Lou Gehrig	.341	619	211
1932	Lou Gehrig	.349	596	208
1934	Lou Gehrig	.363*	579	210
1936	Joe DiMaggio	.323	637	206
	Lou Gehrig	.354	579	205
1937	Joe DiMaggio	.346	621	215
	Lou Gehrig	.351	569	200
1939	Red Rolfe	.329	648	213*
1944	Snuffy Stirnweiss	.319	643	205*
1950	Phil Rizzuto	.324	617	200
1962	Bobby Richardson	.302	692	209
1984	Don Mattingly	.343	603	207
1985	Don Mattingly	.324	652	211
1986	Don Mattingly	.352	677	238*
1989	Steve Sax	.315	651	205
1998	Derek Jeter	.324	626	203
1999	Derek Jeter	.349	627	219*
	Bernie Williams	.342	591	202
2000	Derek Jeter	.339	593	201
2002	Alfonso Soriano	.300	696*	209*
	Bernie Williams	.333	612	204
2005	Derek Jeter	.309	654	202
2006	Derek Jeter	.343	623	214
2007	Derek Jeter	.322	639	206
2009	Derek Jeter	.334	634	212
	Robinson Canó	.320	637	204
2010	Robinson Canó	.319	626	200
2012	Derek Jeter	.316	683*	216*



Don Mattingly led the AL in hits twice, including a single-season franchise record 238 hits in 1986.

KEY: * indicates Major League leader, † indicates tied for AL or ML lead, *italics* in BA chart & 200H chart indicates AL leader



Hits

1927	Earl Combs	231
1931	Lou Gehrig	211
1939	Red Rolfe	213*
1944	Snuffy Stirnweiss	205*
1962	Bobby Richardson	209
1984	Don Mattingly	207
1986	Don Mattingly	238
1999	Derek Jeter	219
2002	Alfonso Soriano	209
2012	Derek Jeter	216*

Singles

1904	Willie Keeler	162*
1905	Willie Keeler	151
1906	Willie Keeler	166*
1927	Earle Combs	166
1929	Earle Combs	151
1944	Snuffy Stirnweiss	146*
1950	Phil Rizzuto	150*
1961	Bobby Richardson	148
1962	Bobby Richardson	158
1964	Bobby Richardson	148
1967	Horace Clarke	140
1969	Horace Clarke	147
1975	Thurman Munson	151
1989	Steve Sax	171*
1997	Derek Jeter	142*
1998	Derek Jeter	151*
2012	Derek Jeter	169*

Doubles

1927	Lou Gehrig	52*
1928	Lou Gehrig	47
1939	Red Rolfe	46
1984	Don Mattingly	44*
1985	Don Mattingly	48*
1986	Don Mattingly	53*

Triples

1924	Wally Pipp	19
1926	Lou Gehrig	20
1927	Earl Combs	23*
1928	Earl Combs	21*
1930	Earl Combs	22
1934	Ben Chapman	13
1936	Joe DiMaggio	15 [†]
	Red Rolfe	15 [†]
1943	Johnny Lindell	12 [†]
1944	Johnny Lindell	16 [†]
	Snuffy Stirnweiss	16 [†]
1945	Snuffy Stirnweiss	22*
1947	Tommy Henrich	13
1948	Tommy Henrich	14
1955	Andy Carey	11 [†]
	Mickey Mantle	11 [†]
1957	Hank Bauer	9 [†]
	Gil McDougald	9 [†]
2013	Brett Gardner	10

On-Base Pct.

1920	Babe Ruth	532*
1921	Babe Ruth	512*
1923	Babe Ruth	545*
1924	Babe Ruth	513*
1926	Babe Ruth	516*
1927	Babe Ruth	486*
1928	Lou Gehrig	467
1930	Babe Ruth	493*
1931	Babe Ruth	495*
1932	Babe Ruth	489*
1934	Lou Gehrig	465*
1935	Lou Gehrig	466
1936	Lou Gehrig	478*
1937	Lou Gehrig	473*
1953	Gene Woodling	429
1955	Mickey Mantle	431
1962	Mickey Mantle	486*
1964	Mickey Mantle	423*
1971	Bobby Murcer	427*
2005	Jason Giambi	440
2020	DJ LEMAHIEU	421
2022	AARON JUDGE	425*
2024	AARON JUDGE	458*

Runs

1920	Babe Ruth	158*
1921	Babe Ruth (Modern Era Record)	177*
1923	Babe Ruth	151*
1924	Babe Ruth	143*
1926	Babe Ruth	139*
1927	Babe Ruth	158*
1928	Babe Ruth	163*
1931	Lou Gehrig	163*
1933	Lou Gehrig	138*
1935	Lou Gehrig	125
1936	Lou Gehrig	167*
1937	Joe DiMaggio	151*
1939	Red Rolfe	139*
1944	Snuffy Stirnweiss	125*
1945	Snuffy Stirnweiss	107
1948	Tommy Henrich	138*
1954	Mickey Mantle	128*
1956	Mickey Mantle	132*
1957	Mickey Mantle	121*
1958	Mickey Mantle	129*
1960	Mickey Mantle	119*
1961	Roger Maris	132*
1972	Bobby Murcer	102
1976	Roy White	104
1985	Rickey Henderson	146*
1986	Rickey Henderson	130*
1998	Derek Jeter	127
2002	Alfonso Soriano	128*
2005	Alex Rodriguez	124
2007	Alex Rodriguez	143*
2010	Mark Teixeira	113
2011	Curtis Granderson	136*
2017	AARON JUDGE	128
2022	AARON JUDGE	133*
2024	Juan Soto	128

Slugging Pct.

1920	Babe Ruth (All-time AL record)	.847*
1921	Babe Ruth	.846*
1922	Babe Ruth	.672
1923	Babe Ruth	.764*
1924	Babe Ruth	.739*
1926	Babe Ruth	.737*
1927	Babe Ruth	.772*
1928	Babe Ruth	.709*
1929	Babe Ruth	.697*
1930	Babe Ruth	.732*
1931	Babe Ruth	.700*
1934	Lou Gehrig	.706*
1936	Lou Gehrig	.696*
1937	Joe DiMaggio	.673*
1945	Snuffy Stirnweiss	.476
1950	Joe DiMaggio	.585
1955	Mickey Mantle	.611
1956	Mickey Mantle	.705*
1960	Roger Maris	.581
1961	Mickey Mantle	.687*
1962	Mickey Mantle	.605
1986	Don Mattingly	.573*
2005	Alex Rodriguez	.610
2007	Alex Rodriguez	.645*
2008	Alex Rodriguez	.573
2022	AARON JUDGE	.686*
2024	AARON JUDGE	.701*

Stolen Bases

1914	Fritz Maisel	74*
1931	Ben Chapman	61*
1932	Ben Chapman	38*
1933	Ben Chapman	27*
1938	Frank Crosetti	27*
1944	Snuffy Stirnweiss	44*
1945	Snuffy Stirnweiss	33*
1985	Rickey Henderson	80
1986	Rickey Henderson	87
1988	Rickey Henderson	93*
2002	Alfonso Soriano	41
2011	Brett Gardner	49 [†]

Strikeouts

1916	Wally Pipp	82
1920	Aaron Ward	84
1921	Bob Meusel	88*
1923	Babe Ruth	94*
1924	Babe Ruth	81*
1926	Tony Lazzeri	97*
1927	Babe Ruth	89*
1928	Babe Ruth	88
1929	Lou Gehrig	71
1937	Frank Crosetti	107
1938	Frank Crosetti	97
1942	Joe Gordon	95*
1946	Charlie Keller	102
1952	Mickey Mantle	111 [†]
1954	Mickey Mantle	107*
1958	Mickey Mantle	123*
1959	Mickey Mantle	126*
1960	Mickey Mantle	124
2003	Jason Giambi	140
2017	AARON JUDGE	208*
2021	Joey Gallo (125-TEX, 88-NYY)	213*

Total Bases

1921	Babe Ruth	(All-time MLB record) 457*
1923	Babe Ruth	399*
1924	Babe Ruth	391*
1926	Babe Ruth	365*
1927	Lou Gehrig	447*
1928	Babe Ruth	380*
1930	Lou Gehrig	419
1931	Lou Gehrig	410*
1934	Lou Gehrig	409*
1937	Joe DiMaggio	418*
1941	Joe DiMaggio	348*
1944	Johnny Lindell	297
1945	Snuffy Stirnweiss	301
1948	Joe DiMaggio	355
1956	Mickey Mantle	376*
1958	Mickey Mantle	307
1960	Mickey Mantle	294
1961	Roger Maris	366*
1972	Bobby Murcer	314
1985	Don Mattingly	370*
1986	Don Mattingly	388*
2007	Alex Rodriguez	376
2009	Mark Teixeira	344
2022	AARON JUDGE	391*
2024	AARON JUDGE	392

Walks

1920	Babe Ruth	150*
1921	Babe Ruth	144*
1922	Whitey Witt	89*
1923	Babe Ruth (All-time AL record)	170*
1924	Babe Ruth	142*
1926	Babe Ruth	144*
1927	Babe Ruth	137*
1928	Babe Ruth	144*
1930	Babe Ruth	136*
1931	Babe Ruth	128*
1932	Babe Ruth	130*
1933	Babe Ruth	115*
1935	Lou Gehrig	133*
1936	Lou Gehrig	130*
1937	Lou Gehrig	127*
1940	Charlie Keller	106
1943	Charlie Keller	106*
1944	Nick Etten	97
1955	Mickey Mantle	113*
1957	Mickey Mantle	146*
1958	Mickey Mantle	129*
1961	Mickey Mantle	126*
1962	Mickey Mantle	122*
1972	Roy White	92*
1980	Willie Randolph	119*
2003	Jason Giambi	129
2005	Jason Giambi	108
2017	AARON JUDGE	127
2021	Joey Gallo (74-TEX, 37-NYY)	111
2022	AARON JUDGE	111
2024	AARON JUDGE	133*

KEY: * indicates Major League leader, † indicates tied for AL or ML lead



AL Pitching Leaders

Wins

1904	Jack Chesbro (Modern Era Record) ...	41*
1906	Al Orth ...	27 ^{ML}
1921	Carl Mays ...	27 ^{ML}
1927	Waite Hoyt ...	22 ¹
1928	George Pipgras ...	24 ¹
1934	Lefty Gomez ...	26
1937	Lefty Gomez ...	21
1938	Red Ruffing ...	21
1943	Spud Chandler ...	20 ¹
1955	Whitey Ford ...	18 ¹
1958	Bob Turley ...	21
1961	Whitey Ford ...	25*
1962	Ralph Terry ...	23
1963	Whitey Ford ...	24
1975	Catfish Hunter ...	23 ^{ML}
1978	Ron Guidry ...	25*
1985	Ron Guidry ...	22
1994	Jimmy Key ...	17*
1996	Andy Pettitte ...	21
1998	David Cone ...	20 ^{ML}
2006	Chien-Ming Wang ...	19 ^{ML}
2009	CC Sabathia ...	19 ^{ML}
2010	CC Sabathia ...	21 ^{ML}
2021	GERRIT COLE ...	16

Losses

1907	Al Orth ...	21 ¹
1908	Joe Lake ...	22
1912	Russ Ford ...	21
1925	Sam Jones ...	21*
1966	Mel Stottlemyre ...	20
1972	Mel Stottlemyre ...	18 ¹
1990	Tim Lincecum ...	19 ^{ML}

Winning Pct. (min: 15 dec.)

1904	Jack Chesbro774 (41-12)
1916	Nick Culllop684 (13-6)
1921	Carl Mays750 (27-9)*
1922	Joe Bush788 (26-7)*
1923	Herb Pennock760 (19-6)
1932	Johnny Allen810 (17-4)*
1933	Russ Van Atta750 (12-4) ¹
1934	Lefty Gomez839 (26-5)*
1936	Bump Hadley778 (14-4)
1939	Atley Donald813 (13-3)*
1941	Lefty Gomez750 (15-5)
1942	Tiny Bonham808 (21-5)
1943	Spud Chandler833 (20-4)*

1947	Spec Shea737 (14-5)
1950	Vic Raschi724 (21-8)
1953	Eddie Lopat800 (16-4)*
1955	Tommy Byrne762 (16-5)
1956	Whitey Ford760 (19-6)
1957	Tom Sturdivant727 (16-6) ^{ML/ALL}
1958	Bob Turley750 (21-7)*
1960	Jim Coates813 (13-3)*
1961	Whitey Ford862 (25-4)*
1963	Whitey Ford774 (24-7)
1977	Don Gullett778 (14-4)
1978	Ron Guidry893 (25-3)*
1979	Ron Davis875 (14-2)*
1985	Ron Guidry786 (22-6)
1994	Jimmy Key810 (17-4)*
1998	David Wells818 (18-4)
2001	Roger Clemens870 (20-3)*
2015	Nathan Eovaldi824 (14-3)
2019	Domingo German818 (18-4)*

ERA

1927	Wilcy Moore ...	2.28
1934	Lefty Gomez ...	2.33*
1937	Lefty Gomez ...	2.33
1943	Spud Chandler ...	1.64*
1947	Spud Chandler ...	2.46
1952	Allie Reynolds ...	2.07*
1953	Ed Lopat ...	2.43*
1956	Whitey Ford ...	2.47*
1957	Bobby Shantz ...	2.45*
1958	Whitey Ford ...	2.01*
1978	Ron Guidry ...	1.74*
1979	Ron Guidry ...	2.78*
1980	Rudy May ...	2.47*
2023	GERRIT COLE ...	2.63

Innings Pitched

1904	Jack Chesbro ...	455.0*
1906	Al Orth ...	339.0
1921	Carl Mays ...	336.0*
1925	Herb Pennock ...	276.0
1928	George Pipgras ...	302.0
1934	Lefty Gomez ...	282.0
1961	Whitey Ford ...	283.0*
1962	Ralph Terry ...	299.0
1963	Whitey Ford ...	269.0
1965	Mel Stottlemyre ...	291.0
1975	Catfish Hunter ...	328.0*
2023	GERRIT COLE ...	209.0

Games

1904	Jack Chesbro ...	55*
1906	Jack Chesbro ...	49*
1918	George Mogridge ...	45 ^{ML/ALL}
1921	Carl Mays ...	49*
1948	Joe Page ...	55
1949	Joe Page ...	60*
1961	Luis Arroyo ...	65 ^{ML}
1977	Sparky Lyle ...	72
1994	Bob Wickman ...	53
2004	Paul Quantrill ...	86
2006	Scott Proctor ...	83
2012	Boone Logan ...	80 ^{ML}

Games Started

1904	Jack Chesbro (Modern Era Record) ...	51*
1906	Jack Chesbro ...	42*
1928	George Pipgras ...	38*
1949	Vic Raschi ...	37
1951	Vic Raschi ...	34*
1961	Whitey Ford ...	39*
1962	Ralph Terry ...	39
1963	Whitey Ford / Ralph Terry ...	37*
1964	Jim Bouton ...	37
1994	Jimmy Key ...	25 ¹
1997	Andy Pettitte ...	35 ¹
2007	Andy Pettitte ...	34*
2008	Mike Mussina ...	34 ^{ML/ALL}
2010	CC Sabathia ...	34 ^{ML/ALL}
2022	GERRIT COLE ...	33 ^{ML/ALL}
2023	GERRIT COLE ...	33 ¹

Complete Games

1904	Jack Chesbro (Modern Era Record) ...	48*
1906	Al Orth ...	36
1934	Lefty Gomez ...	25 ^{ML}
1942	Tiny Bonham ...	22*
1943	Spud Chandler ...	20*
1955	Whitey Ford ...	18
1958	Bob Turley ...	19*
1963	Ralph Terry ...	18 ¹
1965	Mel Stottlemyre ...	18
1969	Mel Stottlemyre ...	24
1975	Catfish Hunter ...	30
1983	Ron Guidry ...	21*
1995	Jack McDowell ...	8
2020	GERRIT COLE ...	2*
2021	GERRIT COLE ...	2 ¹

Shutouts

1920	Carl Mays ...	6
1928	Herb Pennock ...	5
1930	George Pipgras ...	3 ¹
1934	Lefty Gomez ...	6 ¹
1937	Lefty Gomez ...	6*
1938	Lefty Gomez ...	4
1939	Red Ruffing ...	5
1942	Tiny Bonham ...	6
1943	Spud Chandler ...	5 ¹
1951	Allie Reynolds ...	7 ^{ML}
1952	Allie Reynolds ...	6 ^{ML/ALL}
1958	Whitey Ford ...	7*
1960	Whitey Ford ...	4 ¹
1978	Ron Guidry ...	9*
1980	Tommy John ...	6 ^{ML}
1998	David Wells ...	5 ^{ML}
2018	Luis Severino ...	1 ^{ML/ALL}
2020	GERRIT COLE ...	1 ¹
2022	Nestor Cortes ...	1 ^{ML/ALL}
2023	GERRIT COLE ...	2 ^{ML/ALL}



David Cone, pictured here on Opening Day 2000, went 20-7 in 1998, tying for the Major League lead in wins.

KEY: * indicates Major League leader, ¹ indicates tied for AL or ML lead

Hits

1906	Al Orth	317
1928	George Pipgras	314
1968	Mel Stottlemyre	243

Walks

1918	Slim Love	116
1924	Joe Bush	109*
1928	Hank Johnson	104
1949	Tommy Byrne	179*
1950	Tommy Byrne	160*
1955	Bob Turley	177
1958	Bob Turley	128*
1964	Al Downing	120
1982	Dave Righetti	108
1985	Phil Niekro	120*
2009	A.J. Burnett	97
2024	LUIS GIL	77*

Strikeouts

1932	Red Ruffing	190
1933	Lefty Gomez	163
1934	Lefty Gomez	158
1937	Lefty Gomez	194*
1951	Vic Raschi	164 st
1952	Allie Reynolds	160
1964	Al Downing	217
2022	GERRIT COLE	257*

Runs

1908	Joe Lake	157*
1912	Russ Ford	165*
1976	Catfish Hunter	117 th /AL
1989	Andy Hawkins	111*

Earned Runs

1976	Catfish Hunter	117*
1989	Andy Hawkins	111 th /AL
2013	CC Sabathia	112*

Home Runs

1904	Jack Powell	15*
1912	Russ Ford	11 th /ALT
1913	Russ Ford	9 th
1914	Jack Warhop	8
1915	Ray Fisher / Jack Warhop	7
1916	Allen Russell	8
1917	Ray Caldwell	8
1923	Bob Shawkey	17 th /ALT
1926	Urban Shocker	16
1940	Red Ruffing	24 th /ALT
1947	Allie Reynolds	23 th /ALT
1962	Ralph Terry	40*
1976	Catfish Hunter	28 th /ALT
2022	GERRIT COLE	33

Saves

1972	Sparky Lyle	35
1976	Sparky Lyle	23
1978	Goose Gossage	27
1980	Goose Gossage	33 th /ALT
1986	Dave Righetti	46*
1996	John Wetteland	43
1999	Mariano Rivera	45*
2001	Mariano Rivera	50*
2004	Mariano Rivera	53*



Red Ruffing won 231 games as a Yankee, including an AL-best 21 victories in 1938 and a league-leading five shutouts in 1939.

Yankees 20-Game Winners

Year	Pitcher	Record
1903	Jack Chesbro	21-15
1904	Jack Chesbro	41-12
	Jack Powell	23-19
1906	Al Orth	27-17
	Jack Chesbro	24-16
1910	Russ Ford	26-6
1911	Russ Ford	22-11
1916	Bob Shawkey	24-14
1919	Bob Shawkey	20-11
1920	Carl Mays	26-11
	Bob Shawkey	20-13
1921	Carl Mays	27-9
1922	Joe Bush	26-7
	Bob Shawkey	20-12
1923	Sad Sam Jones	21-8
1924	Herb Pennock	21-9
1926	Herb Pennock	23-11
1927	Waite Hoyt	22-7
1928	George Pipgras	24-13
	Waite Hoyt	23-7
1931	Lefty Gomez	21-9
1932	Lefty Gomez	24-7
1934	Lefty Gomez	26-5
1936	Red Ruffing	20-12
1937	Lefty Gomez	21-11
	Red Ruffing	20-7
1938	Red Ruffing	21-7
1939	Red Ruffing	21-7
1942	Ernie Bonham	21-5
1943	Spud Chandler	20-4

Year	Pitcher	Record
1946	Spud Chandler	20-8
1949	Vic Raschi	21-10
1950	Vic Raschi	21-8
1951	Eddie Lopat	21-9
	Vic Raschi	21-10
1952	Allie Reynolds	20-8
1954	Bob Grim	20-6
1958	Bob Turley	21-7
1961	Whitey Ford	25-4
1962	Ralph Terry	23-12
1963	Whitey Ford	24-7
	Jim Bouton	21-7
1965	Mel Stottlemyre	20-9
1968	Mel Stottlemyre	21-12
1969	Mel Stottlemyre	20-14
1970	Fritz Peterson	20-11
1975	Catfish Hunter	23-14
1978	Ron Guidry	25-3
	Ed Figueroa	20-9
1979	Tommy John	21-9
1980	Tommy John	22-9
1983	Ron Guidry	21-9
1985	Ron Guidry	22-6
1996	Andy Pettitte	21-8
1998	David Cone	20-7
2001	Roger Clemens	20-3
2003	Andy Pettitte	21-8
2008	Mike Mussina	20-9
2010	CC Sabathia	21-7



Hall of Famer Waite Hoyt was a 20-game winner in each of the Yankees' back-to-back championship seasons of 1927 and 1928.

KEY: * indicates Major League leader, † indicates tied for AL or ML lead



Home Run Feats by Yankees (Regular Season Only)

Four HRs, One Game (1 time by 1 player)

Lou Gehrig..... 6/3/32 at PHA

Three-or-more HRs, One Game

(37x by 27 players in reg. season. 3HR hit 36x and 4HR hit once, all noted below)*

Juan Soto..... 8/13/2024 at CWS
BEN RICE..... 7/6/2024 vs. BOS
AARON JUDGE* (2nd)... 9/22/2023 vs. ARI
AARON JUDGE* (1st)... 8/23/2023 vs. WAS
Anthony Rizzo..... 4/26/2022 vs. BAL
Kyle Higashioka..... 9/16/2020 vs. TOR
Gary Sánchez..... 4/7/2019 at BAL
Aaron Hicks..... 7/1/2018 vs. BOS
Alex Rodriguez (3rd)... 7/25/2015 at MIN
Curtis Granderson..... 4/19/2012 vs. MIN
Alex Rodriguez (2nd)... 8/14/2010 at KC
Mark Teixeira..... 5/8/2010 at BOS
Alex Rodriguez (1st)... 4/26/2005 vs. LAA
Tony Clark..... 8/28/2004 at TOR
Tino Martinez..... 4/2/1997 at SEA
Darryl Strawberry..... 8/6/1996 vs. CWS
Paul O'Neill..... 8/31/1995 vs. CAL
Mike Stanley..... 8/10/1995 vs. CLE
Cliff Johnson..... 6/30/1977 at TOR
Bobby Murcer (2nd)... 7/13/1973 vs. KC
Bobby Murcer (1st)... 6/24/1970 vs. CLE
Tom Tresh..... 6/6/1965 vs. CWS
Mickey Mantle..... 5/13/1955 vs. DET
Johnny Mize..... 9/15/1950 at DET
Joe DiMaggio (3rd)... 9/10/1950 at WAS
Joe DiMaggio (2nd)... 5/23/1948 at CLE
Charlie Keller..... 7/28/1940 at CWS
Bill Dickey..... 7/26/1939 vs. STL
Joe DiMaggio (1st)... 6/13/1937 at STL
Tony Lazzeri (2nd)... 5/24/1936 at PHA
Ben Chapman..... 7/9/1932 vs. DET (G2)
Lou Gehrig (4th).... **(4HR)** 6/3/1932 at PHA
Lou Gehrig (3rd).... 5/22/1930 at PHA
Babe Ruth*..... 5/21/1930 at PHA
Lou Gehrig (2nd).... 5/4/1929 at CWS
Lou Gehrig (1st).... 6/23/1927 at BOS
Tony Lazzeri (1st)... 6/8/1927 vs. CWS

**Also accomplished three times in World Series play (by Babe Ruth twice, 10/6/26 G4 at STL and 10/9/28 G4 at STL; and by Reggie Jackson, 10/18/77 G6 vs. LAD)*

**First player in franchise history to hit multiple three-HR games in a single season*

Multi-HR Games - Top 20 (Reg. Season Only)

1. Ruth..... 68	13. B. Williams... 18
2. Mantle..... 46	14. Posada..... 17
3. Gehrig..... 43	15. G. Sánchez, T. Martinez, D. Judge..... 39
5. DiMaggio..... 35	Dickey..... 15
6. A. Rodriguez..... 29	18. Murcer, T. Torres..... 22
7. Giambi..... 22	19. Canó..... 21
8. Teixeira..... 21	19. Canó..... 21
9. Winfield, Nettles, Maris, Berra..... 19	Mattingly, Henrich, Gordon..... 13

Consecutive Games with at least 1HR

Don Mattingly 8G (7/8-18/87, 10HR)
**Tied with Dale Long (PIT 5/19-28/56, 8HR) and Ken Griffey Jr. (SEA 7/20-28/93, 8HR) for the all-time MLB record.*

HR, First MLB Plate App. and AB (6x)

**also first MLB game*
JASSON DOMÍNGUEZ*..... 9/1/23 at HOU
#AARON JUDGE*..... 8/13/2016 vs. TB
#Tyler Austin*..... 8/13/2016 vs. TB
Andy Phillips..... 9/26/2004 at BOS
Marcus Thames*..... 6/10/2002 vs. ARI
John Miller*..... 9/11/1966 at BOS
#Hit in consecutive PAs in the second inn. (Austin, then Judge). Marked the first time in MLB history that teammates each homered in their MLB debuts in the same game (not just their first PAs or consecutive PAs). There had been just one other game in MLB history that two players each hit HRs in their first career ABs, but they were on opposing teams 4/19/38 - BRO at PHI, Phillies' Emmett "Heinie" Mueller / Dodgers' Ernie Koy - both in the first inn.).

HR, First Two PAs or ABs w/ Yankees (1x)

Cody Ransom..... 8/17/2008 vs. KC
and 8/22/2008 at BAL



Cody Ransom is the only player in franchise history to hit a HR in each of his first two plate appearances as a Yankee.

HR in First Two Major League Games (2x)

AARON JUDGE..... 8/13-14/2016
Joe Lefebvre..... 5/22-23/1980

Two HRs, One Inning (6x)

Gleyber Torres..... 9/21/2022 vs. PIT (8th)
Alex Rodriguez..... 10/4/2009 at TB (6th)
Alex Rodriguez..... 9/5/2007 vs. SEA (7th)
Cliff Johnson..... 6/30/1977 at TOR (8th)
Joe Pepitone..... 5/23/1962 vs. KCA (8th)
Joe DiMaggio..... 6/24/1936 at CWS (5th)

HR in Four Consecutive ABs (5x)

Juan Soto..... 8/13-18/2024
Bobby Murcer*..... 6/24/1970 vs. CLE (DH)
Mickey Mantle..... 7/4-7/6/1962
John Blanchard..... 7/21-7/26/1961
Lou Gehrig..... 6/3/1932 at PHA

**All but Soto and Murcer were consecutive PAs*

Pinch-Hit HR in Consecutive ABs (4x)

Ray Barker..... 9/25/1965
John Blanchard..... 1961
Charlie Keller..... 1948
Ray Caldwell..... 1915

Most "Walk-off" HR, Career

1. Mickey Mantle..... 12
2. Babe Ruth..... 11
3. Yogi Berra..... 7
T4. Gary Nettles, A. Rodriguez..... 6
6. Charlie Keller..... 5
T7. Joe DiMaggio, Reggie Jackson..... 4
T9. Gehrig, Dickey, Gordon, Henrich, J. Collins, Tresh, Gamble, Chambliss, Baylor, Hall, B. Williams, Giambi, Gardner, JUDGE..... 3

"Walk-off" HR in 1-0 Victory

AARON JUDGE..... 7/28/2022 vs. KC
Ruben Sierra..... 7/22/2004 vs. TOR
Joe Pepitone..... 5/18/1969 (G2) vs. CAL

HR Both Sides of Plate, Single Game (56x)

1. Mickey Mantle..... 10x
2. Mark Teixeira..... 9x
T3. Posada, B. Williams*..... 8x
T5. Nick Swisher, Roy White..... 5x
7. Tom Tresh..... 3x
8. Aaron Hicks..... 2x
T9. Beltrán, M. Cabrera, T. Clark, Sierra, Smalley, Walker..... 1x
**Also twice in the postseason - on 10/6/95 at SEA; and 10/5/96 at TEX.*

Games with HRs from Both Sides of Plate, Single Season

Nick Swisher (2009), Mark Teixeira (2009)..... 3

HR Both Sides of Plate, Teammates in Season

In 2009, three Yankees homered from both sides of the plate (M. Cabrera-1x, Swisher-3x; Teixeira-3x), marking the first MLB team all time with three such players in a single season.

HR Both Sides of Plate, One Game

Bernie Williams & Jorge Posada each hit HRs from both sides of the plate in a 10-7 win on 4/23/2000 at Toronto, marking the first time in MLB history that teammates accomplished the feat in the same game.

Most Back-to-Back HR by Yankees Teammates in a Single Season

T1. Juan Soto/AARON JUDGE..... 6 (2024)
Johnny Damon/Mark Teixeira..... 6 (2009)
T2. Gary Sheffield/Alex Rodriguez..... 5 (2005)
Joe DiMaggio/Lou Gehrig..... 5 (1936)
Babe Ruth/Lou Gehrig..... 5 (1927)

Back-to-Back HR to Start Game (12x)

VOLPE/JUDGE..... 4/14/23 vs. MIN
LEMAHIEU/JUDGE..... 6/25/2019 vs. TOR
LEMAHIEU/Noit..... 5/29/2019 vs. SD
Gardner/JUDGE (3x)..... 7/7/2018 at TOR,
5/26/2018 vs. LAA & 9/28/2017 vs. TB
Jeter/Granderson..... 4/16/2012 vs. MIN
Jeter/Canó..... 9/23/2005 vs. TOR
Soriano/Jeter..... 6/28/2003-G2 at NYM
Soriano/N. Johnson..... 4/6/2003 at TB
Knoblauch/Jeter..... 7/30/1999 at BOS
Bauer/Carey..... 4/27/1955 at CWS

"Walk-off" HR followed by leadoff HR in next team game

Brett Gardner..... 7/27-28/2017 vs. TB
Roberto Kelly..... 8/5-6/1990 vs. PLE
Joe Gordon..... 8/11/1940 vs. CHA,
8/13/1940 vs. BOS

6+HR, Team, Consecutive Games

3..... 9/15-17/20 vs. TOR (6,7,6) - MLB Record

Players w/ 25+HR in the Same Year

5..... 2019 (Gardner, JUDGE, LEMAHIEU, Sánchez, Torres)
5..... 2018 (Andujar, Gregorius, Hicks, JUDGE, STANTON)
5..... 2009 (Canó, Matsui, Rodriguez, Swisher, Teixeira)
4..... 2010 (Canó, Rodriguez, Swisher, Teixeira)
4..... 1938 (Dickey, DiMaggio, Gehrig, Gordon)

Extra Innings HR, Team in One Season

8..... 1941, '62, '88
7..... 1957
6..... 1955, '60, '80, '83, 2006, '18
5..... 1922, '59, '61, '84, '97, 2009



Extra Innings HR, Player in Career

Mickey Mantle	14
Babe Ruth	13
Yogi Berra	9
Graig Nettles	8
Tommy Henrich	7
Jason Giambi	6
Gordon, Posada, A. Rodriguez, Winfield ..	5

Extra Innings HR, Player in Season

Gehrig (1935), Mantle (1959)	3
Many Players	2

Most Leadoff HR

Career	
1. Derek Jeter	29
2. Rickey Henderson	24
3. Alfonso Soriano	21
4. Hank Bauer	17
T5. Gardner, Knoblauch, LEMAHIEU	15
Season	
1. Alfonso Soriano	13 (2003)
2. Rickey Henderson	9 (1986)
T3. A. Soriano	8 (2002)
C. Knoblauch	8 (1999)
5. Rickey Henderson	7 (1985)

Most Inside-the-Park HR

Career Earle Combs	23
Season Patsy Dougherty (1904)	6

Youngest to hit HR

Bobby Murcer....9/14/1965 at WSH (19y, 117d)

Oldest to hit HR

Enos Slaughter.....7/19/1959-G1 vs. CWS (43y, 83d)

Grand Slams

Recent grand slam notes: Yankees batters hit five grand slams in 2024 (Judge-2, Grisham-1, LeMahieu-1, Stanton-1) after hitting three in 2023, which followed a franchise-record-tying 10 grand slams in 2022 (fifth time, also 1987, 2010, '11, '12)...the Yankees' total of 91GS over the last 15 seasons (2010-24) leads the Majors and is 17 more than the next-closest team (Houston-74)...Yankees pitchers allowed 4GS in 2024 after allowing six in 2023.

Career Leaders

1. Gehrig	23
2. Rodriguez*	15
3. DiMaggio	13
4. Ruth	12
5. B. Williams	11
6. Posada	10
T7. Berra, Canó, Mantle	9
T10. JUDGE, Dickey, Lazzeri, Teixeira	8
T14. Keller, T. Martinez	7
T16. Giambi, Mattingly, Stanley	6

*Rodriguez is MLB's all-time career leader with 25 grand slams.

Single-Season Leaders

*Don Mattingly	6	1987
Tommy Henrich	4	1948
Lou Gehrig	4	1934
Nick Swisher	3	2012
Robinson Canó	3	2011
Alex Rodriguez	3	2007, '10
Ruben Sierra	3	2004
Jorge Posada	3	2001
^Shane Spencer	3	1998
Mike Stanley	3	1993
Joe DiMaggio	3	1937
Lou Gehrig	3	1931
Babe Ruth	3	1931

*Tied with Travis Hafner (CLE 2006) for the all-time MLB single-season record.
^Most in single season by a NYY rookie

Most by Club, Season

10	1987, 2010-12, '22
9	1998, 2003, '04
8	2018
7	1940, '48, '80, '99, 2005, '08, '15, '19
6	1927, '29, '30-32, '35, '37, '62, 2000-02
5	1934, '36, '41, '42, '56, '65-66, '78, '82, '93-94, 2024

Most Allowed by Club, Season

9	2000
8	1995
7	2007, '08, '18
6	1935, '59, '84, '90, '91, '98, 2013, '19, '23

Three Grand Slams in Same Game (only time in MLB history)

Canó/Martin/Granderson ...8/25/2011 vs. OAK

Multiple Grand Slams in Same Game (5x)

Hicks/JUDGE

7/6/2022 at PIT
Canó/Martin/Granderson ...8/25/2011 vs. OAK
B. Williams/O'Neill ...9/14/1999 at TOR
Winfield/Mattingly ...6/29/1987 at TOR
*Tony Lazzeri (2nd & 5th inn.)... 5/24/1936 at PHA
*Was the first MLB player to hit 2GS in the same game and remains the only Yankee to accomplish the feat.

Grand Slams in Consecutive Games (4x)

Jorge Posada6/12-13/2010 vs. HOU
Bill Dickey8/3(G2)-4/1937 vs. CWS
Babe Ruth ...8/6/1929 (G2) vs. WAS and
8/7/1929 (G1) at PHA
Babe Ruth9/27/1927 vs. WAS and
9/29/1927 vs. PHA

"Walk-off" Grand Slams (11x)

*GIANCARLO STANTON...9/20/2022 vs. PIT (9th)
*Josh Donaldson8/17/2022 vs. TB (10th)
Mark Teixeira.....9/28/2016 vs. BOS (9th)
Alex Rodriguez4/7/2007 vs. BAL (9th)
*Jason Giambi ...5/17/2002 vs. MIN (14th)
*Mike Pagliarulo ...5/8/1987 vs. MIN (9th)
Ruppert Jones ...8/12/1980 vs. CWS (10th)
Joe Pepitone.....4/17/1969 (G1) vs. WAS (10th)
Charlie Keller.....8/12/1942 vs. BOS (9th)
Red Ruffing4/14/1933 vs. BOS (9th)
*Babe Ruth9/24/1925 vs. CWS (10th)
*Hit when trailing by three runs.

Pinch-Hit Grand Slams (23x)

Murcer, Skowron, Strawberry"

2
17 others

1
*Strawberry is the only Yankee with two PH-GS in one season (1998).

Pinch-Hit, Extra-inn., Grand Slams (1x)

Gary Sánchez.....8/30/2020 (G2) vs. NYM (8th)
*Rescheduled from Citi Field, Mets batted last.

Pitchers to Hit Grand Slam (4x)

Mel Stottlemyre.....7/20/1965 vs. BOS
Don Larsen4/22/1956 vs. BOS
Spud Chandler.....7/26/1940 at CWS
Red Ruffing4/14/1933 at PHA

Grand Slam Hit on Birthday (1x)

*Hideki Matsui6/12/2008 at OAK
*Accounted for all four runs in a 4-1 win.



On June 12, 2008 at Oakland, Hideki Matsui became the only Yankee in franchise history to hit a grand slam on his birthday.

LAST TIME IT HAPPENED

Pitch-Hit Grand Slam

Gary Sánchez8/30/2020 (G2) vs. NYM (8th)

Inside-the-Park Grand Slam

Mel Stottlemyre....7/20/1965 vs. BOS (5th)

Extra-inning Grand Slam

Josh Donaldson.....8/17/2022 vs. TB (10th)

First HR as a Yankee is Grand Slam

Road: Richie Sexson.....8/5/2008 at TEX
Home: Hideki Matsui...4/8/2003 vs. MIN



Pinch-Hit Home Runs

Recent Notes: The Yankees did not hit a PH HR in 2024 after hitting one in 2023 (Higashioka)...on 8/30/2020-G2 vs. NYM, Gary Sánchez hit the first (and only) PH, extra-inning grand slam in franchise history in the 8th inn. (7-inn. game doubleheaders in 2020).

Other Pinch-hit HR Notes: The Yankees have hit 289 pinch-hit home runs in franchise history, including 23 pinch-hit grand slams... in 1998, the Yankees hit two pinch-hit home runs, both ninth-inning grand slams by Darryl Strawberry (on 5/2 at KC and 8/4-G2 at OAK).

Last Yankee with more than one pinch-hit HR in a single season: Mike Ford in 2019 (2HR - 9/14 at TOR and 9/1 vs. OAK).

NY Yankees Career Leaders

1. Yogi Berra	9
2. Bob Cerv	8
T3. Mickey Mantle, Bobby Murcer	7
5. Johnny Blanchard	6
T6. Mize, Posada, Skowron	5

Most by Club in a Single Season

1961.....	10
1953, '54, '60, '86	7
1959, '66, '79, '80, '87, '90, 2012	6
1955, '56, '62, '70, '85, 88, 94, 2004....	5

Most by Player in a Single Season

Johnny Blanchard..	4	1961
Ken Phelps.....	3	1989
Dan Pasqua.....	3	1987
Bobby Murcer.....	3	1981
Ray Barker.....	3	1965
Bob Cerv.....	3	1961
Johnny Mize.....	3	1953
Tommy Henrich....	3	1950



Johnny Blanchard [L] is the Yankees' single-season leader in pinch-hit home runs, hitting four in 1961. Yogi Berra [R] holds the Yankees' career mark with nine.

Yankees AL Triple Crown Winners

Batters

YEAR	PLAYER	AGE	POS	G	AB	R	H	2B	3B	HR	RBI	BA
1934	Lou Gehrig	30	1B	154 [†]	579	128	210	40	6	49*	165*	.363*
1956	Mickey Mantle	24	OF	150	533	132*	188	22	5	52*	130*	.353*

Pitchers

YEAR	PITCHER	AGE	POS	W	L	PCT.	ERA	G	GS	CG	SHO	SV	IP	H	R	ER	HR	BB	SO
1934	Lefty Gomez	25	LHP	26	5	*.839	2.33	38	33	*25	6	-	281.2	223	86	73	12	96	158
1937	Lefty Gomez	28	LHP	21	11	.656	*2.33	34	34	25	6	-	278.1	233	88	72	10	93	*194

KEY: *Italics* – league leader * – Major League leader † – Tied for AL or ML lead

30HR/30SB Seasons in Franchise History

Year	Player	AVG	G	AB	R	H	2B	3B	HR	RBI	SH	SF	HP	BB	SO	SB	CS	E	OBP	SLG
1975	Bobby Bonds	.270	145	529	93	143	26	3	32	85	0	5	3	89	137	30	17	4	.375	.512
2002	Alfonso Soriano	.300	156	*696	*128	*209	51	2	39	102	1	7	14	23	157	41	13	23	.332	.547
2003	Alfonso Soriano	.290	156	*682	114	198	36	5	38	91	0	2	12	38	130	35	8	19	.338	.525

KEY: *Italics* – league leader * – Major League leader † – Tied for AL or ML lead

First Home Runs in Franchise History

Courtesy of the Elias Sports Bureau

The first home run in franchise history was hit by John Ganzel on May 11, 1903. It was a fifth-inning, inside-the-park, solo homer at the Detroit Tigers' Bennett Park off George Mullin in an 8-2 Highlanders victory.

The first home run hit at home in franchise history was by Ernie Courtney on June 1, 1903, at Hilltop Park off Boston's Tom Hughes. The two-run, one-out homer in the bottom of the ninth accounted for the Highlanders' only runs in an 8-2 loss.



No-Hitters and Perfect Games

Regular Season No-Hitters

Thrown by Yankees (12, including three perfect games)

Pitcher	Date/Opp/Score	IP	H	R	ER	BB	SO	HR	Pit/Str	Catcher	Opp. Starter
Domingo Germán (R)-Perfect Game	6/28/2023 at OAK (11-0)	9.0	0	0	0	0	9	0	99/72	Kyle Higashioka	JP Sears
Corey Kluber (R)	5/19/2021 at TEX (2-0)	9.0	0	0	0	1	9	0	101/71	Kyle Higashioka	H.J. Yang
David Cone (R)-Perfect Game	7/18/1999 vs. MON (6-0)	9.0	0	0	0	0	10	0	88/68	Joe Girardi	J. Vazquez
David Wells (L)-Perfect Game	5/17/1998 vs. MIN (4-0)	9.0	0	0	0	0	11	0	120/79	Jorge Posada	L. Hawkins
Dwight Gooden (R)	5/14/1996 vs. SEA (2-0)	9.0	0	0	0	6	5	0	134/74	Joe Girardi	S. Hitchcock
Jim Abbott (L)	9/4/1993 vs. CLE (4-0)	9.0	0	0	0	5	3	0	119/66	Matt Nokes	Bob Milacki
Dave Righetti (L)	7/4/1983 vs. BOS (4-0)	9.0	0	0	0	4	9	0	132/NA	B. Wynegar	John Tudor
Allie Reynolds (R)	9/28/1951 (G1) vs. BOS (8-0)	9.0	0	0	0	4	9	0	NA	Yogi Berra	Mel Parnell
Allie Reynolds (R)	7/12/1951 at CLE (1-0)	9.0	0	0	0	3	4	0	NA	Yogi Berra	Bob Feller
Monte Pearson (R)	8/27/1938 (G2) vs. CLE (13-0)	9.0	0	0	0	2	7	0	NA	Joe Glenn	J. Humphries
"Sad" Sam Jones (R)	9/4/1923 at PHA (2-0)	9.0	0	0	0	1	0	0	NA	F. Hofmann	Bob Hasty
George Mogridge (L)	4/24/1917 at BOS (2-1)	9.0	0	1	0	3	3	0	NA	L. Nunamaker	D. Leonard

No-hitter notes: The only Yankees night-game no-hitters were Domingo Germán on 6/28/2023, Allie Reynolds' on 7/12/1951, Dwight Gooden's on 5/14/1996 and Corey Kluber's on 5/19/2021. Reynolds is one of only five pitchers all time with two 9.0-inning no-hitters in the same season (also Johnny Vander Meer-1938 w/ CIN; Virgil Trucks-1952 w/ DET; Nolan Ryan-1973 w/CAL; and Max Scherzer-2015 w/WSH).

Thrown by Opponents (8, no perfect games)

Pitcher	Date/Opp/Score	IP	H	R	ER	BB	SO	HR	Pit/Str	Catcher	Opp. Starter
*Three Houston Pitchers	6/25/2022 HOU at NYY (3-0)	9.0	0	0	0	3	15	0	150/90	Martin Maldonado	Gerrit Cole
*Six Houston Pitchers	6/11/2003 HOU at NYY (8-0)	9.0	0	0	0	3	13	0	151/93	Brad Ausmus	Jeff Weaver
Hoyt Wilhelm (R)	9/20/1958 BAL vs. NYY (1-0)	9.0	0	0	0	2	8	0	NA	Gus Tirasdos	Don Larsen
***Virgil Trucks (R)	8/25/1952 DET at NYY (1-0)	9.0	0	0	0	1	8	0	NA	Matt Batts	Bill Miller
Bob Feller (R)	4/30/1946 CLE at NYY (1-0)	9.0	0	0	0	5	11	0	NA	Frankie Hayes	Bill Bevens
Ray Caldwell (R)	9/10/1919 (G1) CLE at NYY (3-0)	9.0	0	0	0	1	5	0	NA	Steve O'Neill	Carl Mays
Rube Foster (R)	6/21/1916 BOS vs. NYY (2-0)	9.0	0	0	0	3	3	0	NA	Bill Carrigan	Bob Shawkey
Cy Young (R)	6/30/1908 BOS at NYY (8-0)	9.0	0	0	0	1	2	0	NA	Lou Criger	Rube Manning

*Houston pitchers in order were: Cristian Javier (7.0), Hector Neris (1.0) and Ryan Pressly (1.0).

***Houston pitchers in order were: Roy Oswalt (1.0), Pete Munro (2.2), Kirk Saarloos (1.1), Brad Lidge (2.0), Octavio Dotel (1.0), Billy Wagner (1.0). Their team performance is tied for the most pitchers in MLB history to combine on a no-hitter (also Seattle on 6/8/2012 vs. Los Angeles-NL).

*** Was the second of his two no-hitters during the 1952 season (also 5/15/52 vs. Washington, 1-0 win).

Postseason No-Hitters

Thrown by Yankees (1, was also a perfect game)

Pitcher	Date/Opp/Score	IP	H	R	ER	BB	SO	HR	Pit/Str	Catcher	Opp. Starter
Don Larsen (R)-Perfect Game	WS-GS 10/8/1956 vs. BRO (2-0)	9.0	0	0	0	0	7	0	97/71	Yogi Berra	Sal Maglie

Don Larsen's perfect game in Game 5 of the 1956 World Series vs. Brooklyn remains the only no-hitter in World Series history and the only perfect game in any round of postseason play. The only other pitcher to throw a no-hitter in postseason play was Roy Halladay on 10/6/2010 in NLDS Game 1 with Philadelphia vs. Cincinnati.

No Hits Allowed in Official Games Less than 9.0 Innings

Thrown by Yankees (1)

Pitcher	Date/Opp/Score	IP	H	R	ER	BB	SO	HR	Pit/Str	Catcher	Opp. Starter
Andy Hawkins	7/1/1990 at CWS (0-4, loss)	8.0	0	4	0	5	3	0	131/79	Bob Geren	Greg Hibbard

Hawkins allowed all four unearned runs in the bottom of the eighth inning. The White Sox's Sammy Sosa reached first base on a two-out fielding error by 3B Mike Blowers, then stole second. Hawkins then walked Ozzie Guillen and Lance Johnson, loading the bases. The next batter, Robin Ventura, hit a fly ball that LF Jim Leyritz dropped for an error, allowing all three runners to score and Ventura to reach second. RF Jesse Barfield then dropped a fly ball hit by Ivan Calderon, allowing Ventura to score and Calderon to reach second. Hawkins got out of the inning by getting Dan Pasqua to pop out to short. The total for the bottom of the eighth was four unearned runs on two walks and three errors. Also of note in this game, White Sox starter Greg Hibbard began the game perfect through his first 16 batters.

Thrown by Opponents (2)

Pitcher	Date/Opp/Score	IP	H	R	ER	BB	SO	HR	Pit/Str	Catcher	Opp. Starter
*Melido Perez	7/12/1990 CWS at NYY (8-0, rain)	6.0	0	0	0	4	9	0	NA	Carlton Fisk	A. Hawkins
**Ed Walsh	5/26/1907 CWS vs. NYY (8-1, rain)	5.0	0	1	-	2	1	0	NA	Billy Sullivan	Al Orth

* The Yankees starter vs. Perez was Andy Hawkins, who tossed an 8.0-inning unofficial no-hitter vs. the White Sox 11 days earlier.

** Allowed the Highlanders' Kid Elberfeld to score in the first after a walk, stolen base and two pitches that eluded the catcher.

No-Hit Opponent through 9.0 Innings and Allowed Hit in Extra-Innings

Thrown by Yankees (1) / Thrown against the Yankees (0)

Pitcher	Date/Opp/Score	IP	H	R	ER	BB	SO	HR	Pit/Str	Catcher	Opp. Starter
"Long" Tom Hughes	8/30/1910 (G2) vs. CLE (0-5, loss)	11.0	7	5	-	1	7	0	NA	Lou Criger	George Kahler

Over the first 9.0 innings of the game, Hughes allowed just one baserunner to reach (on a throwing error by 3B Jimmy Austin in the seventh). The no-hitter was broken up by a single by Harry Niles with one out in the 10th. Nap Lajoie also singled in the 10th, but Hughes did not allow any runs. However with two out the 11th, Hughes allowed five runs on five hits and a walk to take the loss. Cleveland's George Kahler allowed just 3H and 2BB in tossing a complete-game shutout.



Perfect Games

Don Larsen - Oct. 8, 1956

World Series Game 5 vs. Brooklyn at Yankee Stadium

With the 1956 World Series knotted at two games apiece, Don Larsen authored what many consider the greatest game ever pitched, a 2-0 perfect game over the Brooklyn Dodgers in front of 64,519 at Yankee Stadium.

Amazingly, Larsen didn't even know he was going to be pitching that day until he got to the Stadium. As was the Yankees' tradition at the time, he arrived in the clubhouse to find a brand new baseball placed in one of his shoes by coach Frank Crosetti, which was manager Casey Stengel's way of letting a pitcher know he was being tabbed to start.

Larsen's date with history came on the heels of a disastrous start in Game 2 in which he was pulled with a 6-1 lead with two out in the second inning. He faced just 10 batters in the outing, allowing four unearned runs on four walks and a single in a game that the Yankees ultimately lost, 13-8.

After realizing he was getting the Game 5 start, Larsen went into the training room and took a nap, only to be awakened less than an hour before the first pitch.

According to the 6-foot-4-inch righthander, he had the best control of his career on that October day, reaching three balls once in the entire game with a full count on Pee Wee Reese in the first inning.

The perfect game was preserved by three notable fielding plays. In the second inning, Jackie Robinson was retired on a groundout that ricocheted off 3B Andy Carey's glove to SS Gil McDougald, who threw out the speedy infielder at first. Additionally, Brooklyn's Gil Hodges was robbed twice, first on a fly to deep left center that was tracked down by CF Mickey Mantle and again in the eighth by Carey on a low liner.

Brooklyn starter Sal Maglie held the first 11 Yankees batters off the bases until Mantle's fourth-inning solo homer into the right-field stands. The balance of the scoring came on Hank Bauer's sixth-inning RBI single which brought in Carey, who had been advanced to second on a sac bunt by Larsen.

In the ninth, Larsen set down Carl Furillo on a fly to right before getting Roy Campanella on a grounder to 2B Billy Martin. As his last gasp, Dodgers manager Walter Alton sent pinch-hitter Dale Mitchell to bat but he was famously called out on strikes by National League umpire Babe Pinelli, who was calling his final game behind the plate after a distinguished career.

The momentum from the win did not carry over to Game 6 at Ebbets Field as Yankees starter Bob Turley lost a 10-inning duel with Brooklyn's Clem Labine, 1-0. Game 7, however, was a romp as sophomore pitcher Johnny Kucks tossed the game of his life, shutting out the Dodgers, 9-0, on three hits and three walks to give the Yankees' their 17th World Championship and avenge their seven-game Series loss to Brooklyn in 1955.

Larsen's performance was the sixth perfect game all time, fourth in the modern era and first since the White Sox's Charlie Robertson blanked Detroit, 2-0, on April 30, 1922, at Navin Field. It remains the only perfect game in postseason history.

Larsen played with seven franchises over his 14-year Major League career, finishing with an 81-91 record. He tallied a 45-24 mark in five seasons with the Yankees before being part of the Dec. 11, 1959, trade that brought Roger Maris to New York from the Kansas City Athletics.



Don Larsen delivers the final pitch of the game — a called strike to Dodgers pinch-hitter Dale Mitchell.



Don Larsen [R] and Yogi Berra celebrate the perfect game after the final pitch.

	1	2	3	4	5	6	7	8	9	R	H	E
Brooklyn	0	0	0	0	0	0	0	0	0	0	0	0
Yankees	0	0	0	1	0	1	0	0	x	2	5	0

Brooklyn	AB	R	H	RBI	BB	SO
Jim Gilliam 2B	3	0	0	0	0	1
Pee Wee Reese SS	3	0	0	0	0	1
Duke Snider CF	3	0	0	0	0	1
Jackie Robinson 3B	3	0	0	0	0	0
Gil Hodges 1B	3	0	0	0	0	1
Sandy Amoros LF	3	0	0	0	0	0
Carl Furillo RF	3	0	0	0	0	0
Roy Campanella C	3	0	0	0	0	1
Sal Maglie P	2	0	0	0	0	1
Dale Mitchell PH	1	0	0	0	0	1
Totals	27	0	0	0	0	7

Team LOB: 0. RISP: 0-for-0. DP: 2. Hodges-Campanella-Robinson-Campanella-Robinson; Reese-Hodges.

Yankees	AB	R	H	RBI	BB	SO
Hank Bauer RF	4	0	1	1	0	1
Joe Collins 1B	4	0	1	0	0	2
Mickey Mantle CF	3	1	1	1	0	0
Yogi Berra C	3	0	0	0	0	0
Enos Slaughter LF	2	0	0	0	1	0
Billy Martin 2B	3	0	1	0	0	1
Gil McDougald SS	2	0	0	0	1	0
Andy Carey 3B	3	1	1	0	0	0
Don Larsen P	2	0	0	0	0	1
Totals	26	2	5	2	2	5

HR: Mantle (3, off Maglie; 4th inn., 0 on, 2 outs to deep RF line). SH: Larsen (1, off Maglie). RBI: Bauer (3); Mantle (4). Team LOB: 3. RISP: 1-for-3.

Brooklyn	IP	H	R	E	BB	SO	HR
Sal Maglie, L (1-1)	8	5	2	2	2	5	1
Totals	8	5	2	2	2	5	1

Yankees	IP	H	R	E	BB	SO	HR
Don Larsen, W (1-0)	9	0	0	0	0	7	0
Totals	9	0	0	0	0	7	0

Pitches-Strikes: Maglie NA, Larsen 97-71. Balls: None. WP: None. HBP: None. IBB: None. Pickoffs: None.

Umpires: HP-Babe Pinelli, 1B-Hank Soar, 2B-Dusty Bogges, 3B-Larry Napp, LF-Tom Gorman, RF-Ed Runge. Time of Game: 2:06. Attendance: 64,519.

David Wells — May 17, 1998 vs. Minnesota at Yankee Stadium

The 1998 season was full of highlights for the Yankees, a team that went 114-48 on the way to a World Series title. But one of the season's signature moments came on "Beanie Baby Day" in front of 49,820 fans at Yankee Stadium when David Wells pitched the second perfect game in franchise history, matching the feat of Don Larsen, who, like Wells, attended Point Loma H.S. in San Diego.

By the time the game rolled around to the seventh, Wells and his teammates were well aware of what was taking place. The only player willing to talk to him was pitcher David Cone, who tried to ease the tension by saying, "I think it's time...to break out the knuckleball."

The 34-year-old lefthander struck out nine of his first 17 hitters and 11 over the game, including Twins catcher Javier Valentin three times. He reached three batters on just four batters.

The Yankees gave Wells an early lead, scoring runs on a wild pitch in the second and a Bernie Williams solo-HR in the fourth. They tacked on two more in the seventh on an RBI triple by Darryl Strawberry and an RBI single from Chad Curtis.

In the ninth, Wells got leadoff hitter Jon Shave to pop to Paul O'Neill in right and Valentin to strike out swinging. Pat Mearns made the final out, flying out to O'Neill. Delirious fans cheered Wells being carried off the field on his teammates' shoulders. Then they filed out too, clutching their Beanie Babies.



David Wells during his perfect game.



Beanie Baby "Valentino" was given away to children at Yankee Stadium on the day of Wells' perfect game.

	1	2	3	4	5	6	7	8	9	R	H	E
Minnesota	0	0	0	0	0	0	0	0	0	0	0	0
Yankees	0	1	0	1	0	0	2	0	x	-	4	0

Minnesota	AB	R	H	RBI	BB	SO
Matt Lawton CF	3	0	0	0	0	0
Brent Gates 2B	3	0	0	0	0	1
Paul Molitor DH	3	0	0	0	0	1
Marty Cordova LF	3	0	0	0	0	1
Ron Coomer 1B	3	0	0	0	0	2
Alex Ochoa RF	3	0	0	0	0	0
Jon Shave 3B	3	0	0	0	0	2
Javier Valentin C	3	0	0	0	0	3
Pat Mearns SS	3	0	0	0	0	1
Totals	27	0	0	0	0	11

Team LOB: 0. RISP: 0-for-0. PB: Valentin (4).

Yankees	AB	R	H	RBI	BB	SO
Chuck Knoblauch 2B	4	0	0	0	0	0
Derek Jeter SS	3	0	1	0	1	2
Paul O'Neill RF	4	0	0	0	0	2
Tino Martinez 1B	4	0	0	0	0	0
Bernie Williams CF	3	3	3	1	0	0
Darryl Strawberry DH	3	1	1	1	0	0
Chad Curtis LF	3	0	1	1	0	0
Jorge Posada C	3	0	0	0	0	1
Scott Brosius 3B	3	0	0	0	0	1
Totals	30	4	6	3	1	6

2B: Williams 2 (11, 2 off Hawkins). 3B: Strawberry (2, off Hawkins). HR: Williams (3, off Hawkins; 4th inn, 0 on, 2 outs to deep RF). RBI: Curtis (24); Strawberry (19); Williams (19). Team LOB: 3. RISP: 2-for-8.

Minnesota	IP	H	R	ER	BB	SO	HR
LaTroy Hawkins, L (2-4)	7	6	4	4	0	5	1
Dan Naulty	0	1	0	0	1	0	0
Greg Swindell	0	2	0	0	0	1	0
Totals	8	6	4	4	1	6	1

Yankees	IP	H	R	ER	BB	SO	HR
David Wells, W (5-1)	9	0	0	0	0	11	0
Totals	9	0	0	0	0	11	0

Pitches-Strikes: Hawkins 123-84, Naulty 7-3, Swindell 12-8, Wells 120-79. Balks: None. WP: Hawkins (2). HBP: None. IBB: None. Pickoffs: None.

Umpires: HP-Tim McClelland, 1B-John Hirschbeck, 2B-Mike Reilly, 3B-Rich Garcia. Time of Game: 2:40. Attendance: 49,820.

David Cone — July 18, 1999 vs. Montreal at Yankee Stadium

Fans arrived at Yankee Stadium on July 18, 1999, to celebrate Yogi Berra Day, but they left saluting David Cone. The righthander needed just 88 pitches to throw the third perfect game in Yankees history in front of 41,930 fans and a host of legendary Yankees, including Don Larsen, who threw out the game's ceremonial first pitch.

On a day in which the temperature hovered in the 90s, the Yankees gave Cone a 5-0 second-inning lead via a pair of two-run homers from Ricky Ledee and Derek Jeter sandwiched around an RBI-double by Jose Girardi.

Cone's masterpiece, just one season removed from David Wells' perfect game at Yankee Stadium, was a picture of economy. Of the last 20 regular season and postseason perfect games thrown since 1922, Cone required the fewest pitches. It also gave the Yankees a record three perfect games in their history, a mark since tied by the White Sox (Charlie Robertson, Mark Buehrle and Philip Humber). It was the third perfect game at the original Yankee Stadium—the most for any single venue.

Over the course of the game, Cone got 13 outs in the air, four on the ground and 10 via strikeout. The closest he came to allowing a baserunner was with one out in the eighth, when second baseman Chuck Knoblauch made a nice play ranging far to his right before throwing out Jose Vidro at first. The final out was a foul pop to third off the bat of Orlando Cabrera, which was snagged by the sure-handed Scott Brosius. Cone's gem remains the only perfect game in the history of regular season Interleague Play.

	1	2	3	4	5	6	7	8	9	R	H	E
Montreal	0	0	0	0	0	0	0	0	0	0	0	0
Yankees	0	5	0	0	0	0	1	x	-	6	0	0

Montreal	AB	R	H	RBI	BB	SO
Wilton Guerrero DH	3	0	0	0	0	1
Terry Jones CF	2	0	0	0	0	1
James Mouton CF	1	0	0	0	0	1
Rondell White LF	3	0	0	0	0	1
Vladimir Guerrero RF	3	0	0	0	0	1
Jose Vidro 2B	3	0	0	0	0	0
Brad Fullmer 1B	3	0	0	0	0	1
Chris Widger C	3	0	0	0	0	2
Shane Andrews 3B	2	0	0	0	0	1
Ryan McGuire PH	1	0	0	0	0	0
Orlando Cabrera SS	3	0	0	0	0	1
Totals	27	0	0	0	0	10

Team LOB: 0. RISP: 0-for-0. DP: 1. Vidro-Cabrera-B Fullmer.

Yankees	AB	R	H	RBI	BB	SO
Chuck Knoblauch 2B	2	1	1	0	1	1
Derek Jeter SS	4	1	1	2	0	0
Paul O'Neill RF	4	1	1	0	0	0
Bernie Williams CF	4	0	1	0	0	0
Tino Martinez 1B	4	0	1	0	0	0
Chili Davis DH	3	1	1	0	1	0
Ricky Ledee LF	4	1	1	2	0	1
Scott Brosius 3B	2	1	0	0	0	1
Jose Girardi C	3	0	1	0	1	0
Totals	30	6	8	6	2	3

2B: O'Neill (20, off Vazquez); Girardi (9, off Vazquez). HR: Ledee (3, off Vazquez; 2nd inn, 1 on, 1 out to deep RF); Jeter (16, off Vazquez; 2nd inn, 1 on, 2 outs). HBP: Knoblauch (16, by Vazquez); Brosius (2, by Vazquez). GDP: Davis (9). RBI: Ledee 2 (13); Jeter 2 (64); Girardi (10); Williams (55). Team LOB: 4. RISP: 1-for-4.



David Cone is carried off the field by his teammates after his perfect game.

Montreal	IP	H	R	ER	BB	SO	HR
Javier Vazquez, L (2-5)	7	7	6	6	2	3	2
Bobby Ayala	1	1	0	0	0	0	0
Totals	8	8	6	6	2	3	2

Yankees	IP	H	R	ER	BB	SO	HR
David Cone, W (10-4)	9	0	0	0	0	10	0
Totals	9	0	0	0	0	10	0

Pitches-Strikes: Vazquez 118-76, Ayala 14-8, Cone 88-68. Balks: None. WP: None. HBP: Vazquez 2 (4; Knoblauch, S Brosius). IBB: None. Pickoffs: None.

Umpires: HP-Ted Barrett, 1B-Larry McCoy, 2B-Jim Evans, 3B-Chuck Meriwether. Time of Game: 2:16. Attendance: 41,930.

Domingo Germán — June 28, 2023 at Oakland (Oakland Coliseum)

It had been more than a decade since Félix Hernández had authored Major League Baseball's last perfect game in 2012. However, in front of an announced crowd of 12,479 on June 28, 2023, at the Oakland Coliseum, Domingo Germán took his place in the history books, tossing the 24th perfect in MLB history, the fourth in Yankees franchise history and the first-ever by a Dominican pitcher. The performance also marked the first complete game in the 30-year-old right-hander's six-year career.

Germán managed to keep himself loose during a six-run, 24-minute top of the fifth, as Yankees hitters broke the game open for a 7-0 lead. Leaning on his curveball in the later innings, he needed just 25 pitches to shut the A's down over the final three innings of the game, getting Esteyru Ruiz for the final out on a grounder to third baseman Josh Donaldson.

Just two Oakland batters reached a three-ball count all night, and the only notable defensive highlight was when first baseman Anthony Rizzo made a backhanded grab on Seth Brown's 106.5 mph ground ball before tossing to Germán, who covered first base.

The game marked the second career no-hitter caught by Kyle Higashioka (also Corey Kluber on 5/19/2021 at Texas), which matched Yogi Berra and Joe Girardi for the most in Yankees franchise history.

	1	2	3	4	5	6	7	8	9	R	H	E
Yankees	0	0	0	1	6	0	1	0	3	-	11	11
Oakland	0	0	0	0	0	0	0	0	0	0	3	

Yankees	AB	R	H	RBI	BB	SO
DJ LeMahieu 2B	5	1	1	1	0	0
Gleyber Torres DH	4	1	0	0	1	2
Anthony Rizzo 1B	4	2	0	0	1	1
Giancarlo Stanton RF	3	1	2	3	1	1
Oswaldo Cabrera PR-RF	1	2	1	0	0	0
Harrison Bader CF	5	1	2	0	0	1
Josh Donaldson 3B	4	0	1	2	0	3
Isiah Kiner-Falefa LF	3	1	1	2	0	0
Kyle Higashioka C	5	1	1	1	0	0
Anthony Volpe SS	4	1	2	0	0	0
Totals	38	11	11	9	5	8

2B: Bader (3, off Sears); Higashioka (7, off Sears); Volpe (10, off Fujinami); Donaldson (1, off Long). HR: Stanton (7, off Sears, 4th inn, 0 on, 2 outs to Deep LF-CF). SF: Donaldson (2, off Pruitt). GIDP: Kiner-Falefa (4). RBI: Stanton 3 (17); Donaldson 2 (11); Kiner-Falefa 2 (19); LeMahieu (26); Higashioka (19). Team LOB: 6. RISP: 5-for-17.

SB: Volpe (16, 3rd base off Sears/ Langeliers).

Oakland	AB	R	H	RBI	BB	SO
Tony Kemp 2B	3	0	0	0	0	0
Ryan Noda 1B	3	0	0	0	0	3
Brett Rooker LF	3	0	0	0	0	2
Carlos Pérez DH	3	0	0	0	0	0
Seth Brown RF	3	0	0	0	0	0
Jonah Bride 3B	3	0	0	0	0	2
Aledmys Díaz SS	3	0	0	0	0	0
Shea Langeliers C	3	0	0	0	0	1
Esteyru Ruiz CF	3	0	0	0	0	1
Totals	27	0	0	0	0	9

Team LOB: 0. RISP: 0-for-0.

DP: 1 Díaz-Kemp-Noda. E: Bride (1); Noda (3); Sears (1).

Yankees	IP	H	R	E	BB	SO	HR
Domingo Germán, W (5-5)	9	0	0	0	0	9	0
Totals	9	0	0	0	0	9	0

Oakland	IP	H	R	E	BB	SO	HR
JP Sears, L (1-6)	4	5	7	5	3	5	1
Shintaro Fujinami	2	3	0	0	0	2	0
Yackel Rios	0	0	1	1	1	0	0
Austin Pruitt	2	1	0	0	0	0	0
Sam Long	1	2	3	3	1	1	0
Totals	9	11	11	9	5	8	1

Pitches-Strikes: Germán 99-72, Sears 92-55, Fujinami 30-18, Rios 3-0, Pruitt 20-13, Long 33-21. Balks: None. WP: Fujinami (4). HBP: None. IBB: None. Pickoffs: None.
Umpires: HP-Moscoso, 1B-Tomlinson, 2B-Baker, 3B-Guccione. Time of Game: 2:30. Attendance: 12,479.



Following the historic game, Domingo Germán (R) poses with his batterymate, Kyle Higashioka.



1921 American League Champion Yankees The first pennant-winning team in franchise history

The Yankees won their first AL pennant in 1921, finishing 98-55, 4.5 games ahead of Cleveland. The club was led by Babe Ruth, who batted .378 (204-for-540) with 59HR and a career-high 171RBI. Carl Mays (27-5), Waite Hoyt (19-13) and Bob Shawkey (18-12) fronted a pitching staff that allowed the fewest earned runs in the AL (579). In the World Series, the last of Baseball's three-year experiment with a nine-game format, the Yankees were defeated 5-games-to-3 by the Giants, with whom they shared the Polo Grounds. Hoyt, who lost Game 8, 1-0, on an unearned run in the first inning, went 2-1 (.270IP) in three complete games. Injuries suffered by Ruth in Game 2 (cut arm while sliding, which later became infected) and Game 5 (wrenched knee) limited him to just one pinch-hitting plate appearance in the final three games of the Series.

Top Row: Jack Quinn, Tom Rodgers, Alex Ferguson, Elmer Miller, Mike McNally, Harry "Rip" Collins, Bill Piercy, Frank "Home Run" Baker, Harry Harper, Al DeVormer, Fred Hofmann, Bob Meusel, Bob "Braggo" Roth, Roger Peckinpaugh. **Middle Row:** Aaron Ward, Bill "Chick" Fewster, Wally Pipp, Bob Shawkey, Wally Schang, Babe Ruth, Carl Mays, Waite Hoyt, Nelson "Chicken" Hawks. **Seated:** Johnny Mitchell, Bennet (Mascot), Miller Huggins (manager), Charles O'Leary (coach), Frank Roth (coach).



Yankees All-Star Selections by Year

Of note: The All-Star Game was first played in 1933, two All-Star Games were played in each year from 1959-62, and there was no All-Star Game in 1945 (WWII) and 2020 (shortened season due to COVID-19).

*For All Listings: **=Selected as starter, *†*=Started, but not elected, *(R)*=Rookie, *#*=Selected via MLB.com Final Vote, *(MVP)*=ASG MVP
For 1959-62: G1=On team for first game only, *G2*=On team for second game only, *Both*=On team for both games

1933: Chapman*-If, Dickey-c, Gehrig*-1b, Gomez†-p, Lazzeri-2b, Ruth*-rf
 1934: Chapman-of, Dickey*-c, Gehrig*-1b, Gomez†-p, Ruffing-p, Ruth*-rf
 1935: Chapman-of, Gehrig*-1b, Gomez†-p
 1936: Crosetti-ss, Dickey-c, DiMaggio*(R)-rf, Gehrig*-1b, Gomez-p, Pearson-s, Selkirk-of, McCarthy-mgr
 1937: Dickey*-c, DiMaggio*-rf, Gehrig-1b, Gomez†-p, Murphy-p, Rolfe*-3b, McCarthy-mgr
 1938: Dickey*-c, DiMaggio*-rf, Gehrig-1b, Gomez†-p, Rolfe-3b, Ruffing-p, McCarthy-mgr
 1939: Crosetti-ss, Dickey*-c, DiMaggio*-cf, Gehrig-1b (honorary), Gomez-p, Gordon*-2b, Murphy-p, Rolfe*-3b, Ruffing†-p, Selkirk*-lf, McCarthy-mgr
 1940: Dickey*-c, DiMaggio*-cf, Gordon*-2b, Keller*-rf, Pearson-p, Rolfe-3b, Ruffing†-p, McCarthy-mgr
 1941: Dickey*-c, DiMaggio*-cf, Gordon-2b, Keller-of, Ruffing-p, Russo-p
 1942: Bonham-p, Chandler†-p, Dickey-c, DiMaggio*-cf, Gordon*-2b, Henrich*-rf, Rizzuto-ss, Rosar-c, Ruffing-p, McCarthy-mgr
 1943: Bonham-p, Chandler-p, Dickey-c, Gordon-2b, Keller-of, Lindell-of, McCarthy-mgr
 1944: Borowy†-p, Hemsley-c, Page (R)-p, McCarthy-mgr
 1945: No game due to WWII travel restrictions. Formal balloting not conducted.
 1946: Chandler-p, Dickey-c, DiMaggio*-cf, Gordon-2b, Keller*-rf, Stimmweiss-3b
 1947: Chandler-p, DiMaggio*-cf, Henrich-of, Johnson-3b, McQuinn*-1b, Page-p, Robinson-c, Shea (R)-p, Keller-of
 1948: Berra-c, DiMaggio*-of, Henrich†-rf, McQuinn*-1b, Page-p, Raschi-p, Harris-mgr
 1949: Berra-c, DiMaggio*-cf, Henrich-of, Raschi-p, Reynolds-p
 1950: Berra*-c, Byrne-p, Coleman-2b, DiMaggio-of, Henrich-1b, Raschi†-p, Reynolds-p, Rizzuto*-ss, Stengel-mgr
 1951: Berra*-c, DiMaggio-of, Lopat-p, Rizzuto-ss, Stengel-mgr
 1952: Bauer*-rf, Berra*-c, Mantle-of, Raschi†-p, Reynolds-p, Rizzuto-ss, McDougald-2b, Stengel-mgr
 1953: Bauer*-rf, Berra*-c, Mantle*-cf, Mize-1b, Reynolds-p, Rizzuto-ss, Sain-p, Stengel-mgr
 1954: Bauer-of, Berra*-c, Ford†-p, Mantle*-cf, Noren-of, Reynolds-p, Stengel-mgr
 1955: Berra*-c, Ford-p, Mantle-of, Turley-p
 1956: Berra*-c, Ford-p, Kucks-p, Mantle*-cf, Martin-2b, McDougald-ss, Stengel-mgr
 1957: Berra*-c, Grim-p, Howard-c, Mantle*-cf, McDougald-ss, Richardson (R)-2b, Shantz-p, Skowron-1b, Stengel-mgr
 1958: Berra-c, Duren (R)-p, Ford-p, Howard-c, Kubek-inf, Mantle*-cf, McDougald-2b, Skowron-1b, Turley†-p, Stengel-mgr
 1959: Berra-c (both), Duren-p (both), Ford-p (G1), Mantle-of (both), McDougald-ss

(both), Richardson-2b (G2), Skowron*-1b (both), Howard-c (G2), Kubek-ss (both), Stengel-mgr (both)
 1960: Berra*-c (both), Coates-p (both), Ford†-p (both), Howard-c (both), Mantle*-cf (both), Maris*-rf (both), Skowron*-1b (both)
 1961: Arroyo-p (G2), Berra-of (both), Ford-p (both), Howard-c (both), Kubek*-ss (both), Mantle*-cf (both), Maris*-rf (both), Skowron-1b (G2)
 1962: Berra-c (G2), Howard-c (both), Mantle*-rf (both), Maris*-cf (both), Richardson-2b (both), Terry-p (both), Tresh (R)-ss (both), Houk-mgr (both)
 1963: Bouton-p, Howard-c, Mantle-of, Pepitone*-1b, Richardson-2b, Tresh-of
 1964: Ford-p, Howard*-c, Mantle*-cf, Pepitone-1b, Richardson-2b
 1965: Howard-c, Mantle-of, Pepitone-1b, Richardson-2b, Stottlemire-p
 1966: Richardson-2b, Stottlemire-p
 1967: Downing-p, Mantle-1b
 1968: Mantle-1b, Stottlemire-p
 1969: Stottlemire†-p
 1970: Peterson-p, Stottlemire-p, White-of
 1971: Munson-c, Murcer*-cf
 1972: Murcer*-cf
 1973: Lyle-p, Munson-c, Murcer*-lf
 1974: Munson*-c, Murcer*-cf
 1975: Bonds*-cf, Hunter-p, Munson*-c, Nettles*-3b
 1976: Chambliss-1b, Hunter-p, Lyle-p, Munson*-c, Randolph (R)-2b, Rivers-of
 1977: Jackson*-rf, Lyle-p, Munson-c, Nettles-3b, Randolph*-2b, Martin-mgr
 1978: Gossage-p, Guidry-p, Jackson*-rf, Nettles-3b, Martin-mgr
 1979: Guidry-p, Jackson-of, John-p, Nettles-3b, Lemon-mgr
 1980: Dent*-ss, Gossage-p, Jackson*-rf, John-p, Nettles*-3b, Randolph*-2b
 1981: Davis-p, Dent*-ss, Gossage-p, Jackson*-rf, Randolph*-2b, Winfield*-cf
 1982: Gossage-p, Guidry-p, Winfield-of
 1983: Guidry-p, Winfield*-rf
 1984: P. Niekro-p, Mattingly-1b, Winfield*-lf
 1985: Henderson*-cf, Mattingly-1b, Winfield*-rf
 1986: Henderson*-lf, Mattingly-1b, Righetti-p, Winfield*-rf
 1987: Henderson*-cf, Mattingly*-1b, Randolph*-2b, Righetti-p, Winfield*-rf
 1988: Henderson*-cf, Mattingly-1b, Winfield*-rf
 1989: Mattingly-1b, Sax-2b
 1990: Sax-2b
 1991: Sanderson-p
 1992: R. Kelly-of
 1993: Boggs*-3b, Key-p
 1994: Boggs*-3b, Key*-p, O'Neill-of
 1995: Boggs*-3b, O'Neill-of, Stanley-c, Showalter-mgr
 1996: Boggs*-3b, Pettitte-p, Wetteland-p
 1997: Cone-p, Martinez*-1b, O'Neill†-of, Rivera-p, B. Williams-of, Torre-mgr
 1998: Brosius-3b, Jeter-ss, O'Neill-of, Wells*-p, B. Williams-of
 1999: Cone-p, Jeter-ss, Rivera-p, B. Williams-of, Torre-mgr



Casey Stengel is baseball's all-time leader having managed in 10 All-Star Games.

2000: Jeter† (MVP)-ss, Posada-c, Rivera-p, B. Williams*-of, Torre-mgr
 2001: Clemens†-p, Jeter-ss, Pettitte-p, Posada-c, Rivera-p, Stanton-p, B. Williams-of, Torre-mgr
 2002: Giambi*-1b, Jeter-ss, Posada*-c, Rivera-p, Soriano*-2b, Ventura-3b, Torre-mgr
 2003: Clemens-p, Giambi-1b, Matsui*(R)-cf, Posada*-c, Soriano*-2b
 2004: Giambi*-1b, Gordon-p, Jeter*-ss, Matsui-of, Rivera-p, Rodriguez*-3b, Sheffield-of, Vazquez-p, Torre-mgr
 2005: Rodriguez*-3b, Rivera-p, Sheffield-of
 2006: Rodriguez*-3b, Jeter*-ss, Cano-2b, Rivera-p
 2007: Jeter*-ss, Posada-c, Rodriguez*-3b
 2008: Jeter*-ss, Rivera-p, Rodriguez*-3b
 2009: Jeter*-ss, Rivera-p, Teixeira*-1b
 2010: Cano*-2b, Giardi-mgr, Hughes-p, Jeter*-ss, Pettitte-p, Rivera-p, Rodriguez-3b, Sabathia-p, Swisher*-of
 2011: Cano*-2b, Granderson*-of, Jeter*-ss, Martin-c, Rivera-p, Robertson-p, Rodriguez*-3b, Sabathia-p
 2012: Cano*-2b, Granderson*-of, Jeter*-ss, Sabathia-p
 2013: Cano*-2b, Rivera (MVP)-p
 2014: Betances (R)-p, Jeter*-ss, Tanaka (R)-p
 2015: Betances-p, Gardner-of, Teixeira-1b
 2016: Beltrán-of, Betances-p, Miller-p
 2017: Betances-p, Castro-2b, JUDGE*(R)-of, Sánchez-c, Severino-p
 2018: Chapman-p, JUDGE*-of, Severino-p, Torres (R)-2b
 2019: Chapman-p, LEMAHIEU-2b, Sánchez-c, Tanaka-p, Torres-2b (Also Sabathia special guest of MLB at game in Cleveland. Tossed first pitch.)
 2020: No game due to shortened season
 2021: Chapman-p, COLE-p, JUDGE*-of
 2022: COLE-p, Cortes-p, Holmes-p, JUDGE*-of, STANTON* (MVP)-of, Trevino-c
 2023: COLE*-p, JUDGE*-of
 2024: Holmes-p, JUDGE*-of, Soto*-of

All-Star Selections

The Yankees have had 444 all-time All-Star selections (58 pitchers with 143 selections; and 79 position players with 301 selections). Additionally, the AL team has been skipped by nine different Yankees managers on 32 total occasions.

According to MLB, there have been four occasions in which Yankees elected to start the game were replaced in the starting lineup (OF Reggie Jackson by Fred Lynn in 1978, SS Derek Jeter by Asdrubal Cabrera and 3B Alex Rodriguez by Adrian Beltre in 2011, and OF Aaron Judge by Wander Franco on the roster and Adolis Garcia as the starter in RF in 2023). Conversely, there have been five Yankees who have started the game after replacing elected starters (Bobby Murcer for Tony Oliva in the OF in 1971, Thurman Munson for Carlton Fisk at C in 1974, Willie Randolph for Paul Molitor at 2B in 1980, Graig Nettles for George Brett at 3B in 1980, and Derek Jeter for Alex Rodriguez at SS in 2000).

Twelve Yankees rookies have been selected to the ASG (Joe DiMaggio-1936, Joe Page-1944, Spec Shea-1947, Bobby Richardson-1957, Ryne Duren-1958, Tom Tresh-1962, Willie Randolph-1976, Hideki Matsui-2003, Dellin Betances & Masahiro Tanaka-2014, Aaron Judge-2017 and Gleyber Torres-2018).

In 1939, Lou Gehrig (who retired earlier that season) was named an honorary AL team member. That selection is not included in totals below.

Formal balloting was not conducted by MLB in 1945, when the All-Star Game was canceled due to WWII travel restrictions. The AP polled 13 of 16 AL managers who unofficially voted RHP Hank Borowy, 1B Nick Etten, 2B Snuffy Stirnweiss and 3B Oscar Grimes as All-Stars, with the former three as starters. However, the 1945 voting was unofficial and is not included in the totals below.

Two All-Star Games were played each year from 1959-62. Games participated in are noted with "G1" and/or "G2". There was no game in 2020.

Players	Selections (Starts)		
Mickey Mantle (1952-58, '59-'62 G1&G2, '63-'65, '67-'68)...	20 (13)	Hank Bauer (1952-54).....	3 (3)
Yogi Berra (1948-58, 1959-61 G1&G2, 1962 G2).....	18 (11)	Aroldis Chapman (2018-19, '21).....	3 (0)
Derek Jeter (1998-2002, '04, '06-'12, '14).....	14 (9)	Ben Chapman (1933-35).....	3 (1)
Joe DiMaggio (1936-42, '46-'51).....	13 (9)	GERRIT COLE (2021-23).....	3 (1)
Mariano Rivera (1997, '99-2002, '04-'06, '08-'11, '13).....	13 (0)	Ryne Duren (1958, 1959 G1&G2) ...	3 (0)
Elston Howard (1957-58, '59 G2, 1960-62 G1&G2, '63-'65).....	12 (1)	Jason Giambi (2002-04).....	3 (2)
Bill Dickey (1933-34, '36-'43, '46).....	11 (6)	Sparky Lyle (1973, '76-'77).....	3 (0)
Whitey Ford (1954-56, '58, '59 G1, 1960-61 G1&G2, '64).....	10 (3)	Johnny Murphy (1937-39).....	3 (0)
Bobby Richardson (1957, '59 G2, '62 G1&G2, '63-'66).....	8 (1)	Joe Page (1944, '47-'48).....	3 (0)
Dave Winfield (1981-88).....	8 (7)	Joe Pepitone (1963-65).....	3 (1)
Lefty Gomez (1933-39).....	7 (5)	Andy Pettitte (1996, 2001, '10).....	3 (0)
Thurman Munson (1971, '73-'78).....	7 (3)	CC Sabathia (2010-12).....	3 (0)
Alex Rodriguez (2004-08, '10-'11).....	7 (5)	Tom Tresh (1962 G1&G2, '63).....	3 (0)
Bill Skowron (1957-58, '59-60 G1&G2, '61 G2).....	7 (4)	Ernie Bonham (1942-43).....	2 (0)
Lou Gehrig (1933-38) - see note above ..	6 (5)	Roger Clemens (2001, '03).....	2 (1)
Joe Gordon (1939-43, '46).....	6 (3)	Jim Coates (1960 G1&G2).....	2 (0)
AARON JUDGE (2017-18, '21-'24) ..	6 (5)	David Cone (1997, '99).....	2 (0)
Roger Maris (1960-62 G1&G2).....	6 (5)	Frank Crosetti (1936, '39).....	2 (0)
Don Mattingly (1984-89).....	6 (1)	Bucky Dent (1980-81).....	2 (2)
Gil McDougald (1952, '56-'58, '59 G1&G2) ..	6 (0)	Curtis Granderson (2011-12).....	2 (2)
Red Ruffing (1934, '38-'42).....	6 (2)	Clay Holmes (2022, '24).....	2 (0)
Robinson Cano (2006, 2010-13).....	5 (4)	Catfish Hunter (1975-76).....	2 (0)
Tommy Henrich (1942, '47-'50).....	5 (2)	Tommy John (1979-80).....	2 (0)
Reggie Jackson (1977-81).....	5 (3)	Jimmy Key (1993-94).....	2 (1)
Charlie Keller (1940-41, '43, '46-'47) ..	5 (2)	Hideki Matsui (2003-04).....	2 (1)
Graig Nettles (1975, '77-'80).....	5 (2)	George McQuinn (1947-48).....	2 (2)
Jorge Posada (2000-03, '07).....	5 (2)	Monte Pearson (1936, '40).....	2 (0)
Willie Randolph (1976-77, '80-'81, '87).....	5 (4)	Dave Righetti (1986-87).....	2 (0)
Allie Reynolds (1949-50, '52-'54).....	5 (0)	Babe Ruth (1933-34).....	2 (2)
Phil Rizzuto (1942, '50-'53).....	5 (2)	Gary Sánchez (2017, '19).....	2 (1)
Mel Stottlemyre (1965-66, '68-'70).....	5 (1)	Steve Sax (1989-90).....	2 (1)
Bernie Williams (1997-2001).....	5 (1)	George Selkirk (1936, '39).....	2 (1)
Dellin Betances (2014-17).....	4 (0)	Luis Severino (2017-18).....	2 (0)
Wade Boggs (1993-96).....	4 (4)	Gary Sheffield (2004-05).....	2 (0)
Spud Chandler (1942-43, '46-'47).....	4 (1)	Alfonso Soriano (2002-03).....	2 (2)
Goose Gosage (1978, '80-'82).....	4 (0)	Masahiro Tanaka (2014, '19).....	2 (0)
Ron Guidry (1978-79, '82-'83).....	4 (0)	Ralph Terry (1962 G1&G2).....	2 (0)
Rickey Henderson (1985-88).....	4 (4)	Mark Teixeira (2009, '15).....	2 (1)
Tony Kubek (1958, '59 G2, '61 G1&G2).....	4 (1)	Gleyber Torres (2018-19).....	2 (0)
Bobby Murcer (1971-74).....	4 (4)	Bob Turley (1955, '58).....	2 (1)
Paul O'Neill (1994-95, '97-'98).....	4 (1)	Roy White (1969-70).....	2 (0)
Vic Raschi (1948-50, '52).....	4 (2)	Luis Arroyo (1961 G2).....	1 (0)
Red Rolfe (1937-40).....	4 (2)	Carlos Beltrán (2016).....	1 (0)
		Bobby Bonds (1975).....	1 (1)
		Hank Borowy (1944).....	1 (1)
		Jim Bouton (1963).....	1 (0)
		Scott Brosius (1998).....	1 (0)
		Tommy Byrne (1950).....	1 (0)
		Starlin Castro (2017).....	1 (0)
		Chris Chambliss (1976).....	1 (0)
		Jerry Coleman (1950).....	1 (0)
		Nestor Cortes (2022).....	1 (0)
		Ron Davis (1981).....	1 (0)
		Al Downing (1967).....	1 (0)
		Brett Gardner (2015).....	1 (0)
		Tom Gordon (2004).....	1 (0)
		Bob Grim (1957).....	1 (0)
		Rollie Hemsey (1944).....	1 (1)
		Phil Hughes (2010).....	1 (0)
		Billy Johnson (1947).....	1 (0)
		Roberto Kelly (1992).....	1 (0)
		Johnny Kucks (1956).....	1 (0)
		Tony Lazzeri (1933).....	1 (0)
		DJ LEMAHIEU (2019).....	1 (1)
		Johnny Lindell (1943).....	1 (0)
		Eddie Lopat (1951).....	1 (0)
		Billy Martin (1956).....	1 (0)
		Russell Martin (2011).....	1 (0)
		Tino Martinez (1997).....	1 (1)
		Andrew Miller (2016).....	1 (0)
		Johnny Mize (1953).....	1 (0)
		Phil Niekro (1984).....	1 (0)
		Irv Noren (1954).....	1 (0)
		Fritz Peterson (1970).....	1 (0)
		Mike Rivers (1976).....	1 (0)
		David Robertson (2011).....	1 (0)
		Aaron Robinson (1947).....	1 (0)
		Buddy Rosar (1942).....	1 (0)
		Marius Russo (1941).....	1 (0)
		Johnny Sain (1953).....	1 (0)
		Scott Sanderson (1991).....	1 (0)
		Bobby Shantz (1957).....	1 (0)
		Spec Shea (1947).....	1 (0)
		Juan Soto (2024).....	1 (1)
		Mike Stanley (1995).....	1 (0)
		GIANCARLO STANTON (2022).....	1 (1)
		Mike Stanton (2001).....	1 (0)
		Snuffy Stirnweiss (1946).....	1 (0)
		Nick Swisher (2010).....	1 (0)
		Jose Trevino (2022).....	1 (0)
		Javier Vazquez (2004).....	1 (0)
		Robin Ventura (2002).....	1 (0)
		David Wells (1998).....	1 (1)
		John Wetteland (1996).....	1 (0)
As AL Manager		(32 times)	
Casey Stengel (1950-54, '56-'58, '59 G1&G2).....	10		
Joe McCarthy (1936-39, '42-'44).....	7		
Joe Torre (1997, '99-2002, '04).....	6		
Ralph Houk (1962 G1&G2, '63).....	3		
Billy Martin (1977-78).....	2		
Joe Girardi (2010).....	1		
Bucky Harris (1948).....	1		
Bob Lemon (1979).....	1		
Buck Showalter (1995).....	1		



All-Star Starts by Position

C (25): Berra-11 (1950-57,'59G2, '60G1&G2) Dickey-6 (1934, '37-41) Munson-3 (1974-76) Posada-2 (2002-03) Hemsley-1 (1944) Howard-1 (1964) Sánchez-1 (2019)	3B (13): Rodriguez-5 (2004-08) Boggs-4 (1993-96) Nettles-2 (1975, '80) Rolf-2 (1937, '39)	RF (28): Winfield-5 (1983, '85-88) Bauer-3 (1952-54) DiMaggio-3 (1936-38) Jackson-3 (1977, '80-81) JUDGE-3 (2017, '21-22) Maris-3 (1960G1&G2, '61G1) Keller-2 (1940, '46) Ruth-2 (1933-34) Henrich-1 (1942) Mantle-1 (1962G1) O'Neill-1 (1997) Soto-1 (2024)
1B (17): Gehrig-5 (1933-37) Skowron-4 (1958, '59G1, '60G1&G2) Giambi-2 (2002, '04) McQuinn-2 (1947-48) Martinez-1 (1997) Mattingly-1 (1987) Peptonite-1 (1963) Teixeira-1 (2009)	LF (8): Chapman-1 (1933) Henderson-1 (1986) Henrich-1 (1948) JUDGE-1 (2018) Murcer-1 (1973) Selkirk-1 (1939) STANTON-1 (2022) Winfield-1 (1984)	SP (20): Gomez-5 (1933-35, '37-38) Ford-3 (1954, '60G2, '61G1) Raschi-2 (1950, '52) Ruffing-2 (1939-40) Borowy-1 (1944) Chandler-1 (1942) Clemens-1 (2001) COLE-1 (2023) Key-1 (1994) Stottlemire-1 (1969) Turley-1 (1958) Wells-1 (1998)
2B (16): Canó-4 (2010-13) Randolph-4 (1977, '80-81, '87) Gordon-3 (1939-40, '42) Richardson-1 (1964) Sax-1 (1990) Soriano-2 (2002-03) LEMAHIEU-1 (2019)	CF (33): Mantle-12 (1953-58, '59G2, '60G1&G2, '61G1&G2, '64) DiMaggio-6 (1939-42, '47, '49) Henderson-3 (1985, '87-88) Murcer-3 (1971-72, '74) Granderson-2 (2011-12) Maris-2 (1962G1&G2) Bonds-1 (1975) JUDGE-1 (2024) Matsui-1 (2003) Williams-1 (2000) Winfield-1 (1981)	
SS (14): Jeter-9 (2000, '04, '06-10, '12, '14) Dent-2 (1980-81) Rizzuto-2 (1950, '52) Kubek-1 (1961G1)		

Yankees Single-Game All-Star Highs

^{MLB} All-time MLB All-Star Game high / ^{AL} All-time American League All-Star Game high / *tied for high

BATTING

PA: 6, 4x – Winfield-1987; Berra-1955; Mantle-1955; Rizzuto-1950	2B: 1, 24x – last by Sánchez-2019	RBI: 4, 1x – Gehrig-1937
AB: 6, 3x – Berra & Mantle-1955 (12 inn.); Rizzuto-1950 (14 inn.); In 9 inn. game – 5, 4x Randolph-1977; Mantle-1954; DiMaggio-1936; B. Chapman-1933	3B: 1, 3x – A. Rodriguez-2004; Rolf-1937; B. Chapman-1934	SB: 1, 9x – last by Jeter-2008
R: 3, 1x – DiMaggio-1941	HR: 1, 13x – STANTON-2022; JUDGE-2018; Giambi-2003; Soriano-2002; Jeter-2001; Berra-1959 (G2); Mantle-1956 & '55; Keller-1946; DiMaggio-1939; Gehrig-1937 & '36; Ruth-1933	BB: 2, 8x – last by Mattingly-1987
H: 3, 3x – Jeter-2004 & '00; Winfield-1983		K: ^{MLB} 3, 3x – Mantle-1956; Gordon-1942; Gehrig-1934 (tied w/ many for in 9 inn. game)

PITCHING

Wins: 7x – Tanaka-2019; Raschi-1948; Shea-1947; Chandler-1942; Gomez-1937, '35, '33	SV: 5x – Chapman-2019; Rivera-2009, '06, '05, 1997	K: 4, 3x – Duren-1959 (G1); Ruffing-1939; Gomez-1935
Losses: 11x – Hughes-2010; John-1980; Gossage-1978; Hunter-1975; Stottlemire-1969; Ford-1960 (G2) & '59 (G1); Reynolds-1953; Lopat-1951; Ruffing-1940; Gomez-1938	IP: ^{MLB} 6.0, 1x – Gomez-1935	HR: 2, 3x – Ford-1960 (G2); Lopat-1951; Gomez-1934
	H: 5, 3x – Ford-1960 (G2) & '55; Ruffing-1940	
	R: ^{MLB} 5, 1x – Ford-1955	
	ER: 4, 2x – Gossage-1978; Gomez-1934	
	BB: 3, 1x – Raschi-1949	

Yankees All-Star Game Notes & Highlights

Since the game originated in 1933, the Yankees have had the most All-Star players (138) and most total All-Star selections (444) of any Major League franchise...the Yankees have had three ASG MVPs — Derek Jeter (2000), Mariano Rivera (2013) and Giancarlo Stanton (2022)...Yankees pitcher Lefty Gomez is the only pitcher in All-Star Game history to earn three wins (1933, '35, '37), having made five career All-Star starts...Babe Ruth hit the first-ever All-Star homer in 1933 off the Cardinals' Bill Hallahan...Joe DiMaggio-1936, Hideki Matsui-2003 and Aaron Judge-2017 own the distinction of being the only Yankees rookies to start for the American League...Judge totaled 4,488,702 fan votes in 2017 to become the first Yankee since Derek Jeter (2009) to lead the AL in balloting...in 2022, Judge led the Majors with 3,762,498 total votes during Phase 1 of All-Star voting, becoming the first Yankee to lead the Majors in voting since Alex Rodriguez (2008)...Jeter's .481 (13-for-27) career All-Star average is second all time among batters with at least 15 All-Star ABs, trailing only Detroit's Charlie Gehringer (.500, 10-for-20)...in 2024, Judge again led the Majors with 3,425,309 total votes during phase 1 of voting.



Yankees All-Time All-Star Batting Statistics

Data below includes all Yankees position players who have been selected for an All-Star Game along with the batting records of all pitchers who have made at least one plate appearance in the game. 3B Billy Johnson (1947) and OF Irv Noren (1954) made their only Yankees All-Star Game appearances as defensive replacements without ever receiving a PA. Additionally, there have been six Yankees position players named to an All-Star team who never entered the game at all in their only ASG as a Yankee (2B Tony Lazzeri-1933; C Buddy Rosar-1942; OF Johnny Lindell-1943; C Aaron Robinson-1947; C Russell Martin-2011; 2B Starlin Castro-2017).

Player	AVG	SEL	G	GS	PA	AB	R	H	2B	3B	HR	RBI	SH	SF	HP	SB	CS	BB	SO	OBP	SLG
Hank Bauer	.286	3	3	3	8	7	0	2	0	0	0	0	0	0	0	0	0	1	3	.375	.286
Carlos Beltrán	.000	1	1	0	1	1	0	0	0	0	0	0	0	0	0	0	0	0	0	.000	.000
Yogi Berra	.195	18	15	11	43	41	5	8	0	0	1	3	0	0	0	0	0	2	3	.233	.268
Wade Boggs	.222	4	4	4	10	9	1	2	0	0	0	0	0	0	0	0	0	1	2	.300	.222
Bobby Bonds	.000	1	1	1	3	3	0	0	0	0	0	0	0	0	0	0	0	0	1	.000	.000
Hank Borowy	1.000	1	1	1	1	1	0	1	0	0	0	1	0	0	0	0	0	0	0	1.000	1.000
Scott Brosius	.500	1	1	0	2	2	1	1	0	0	0	0	0	0	0	1	0	0	1	.500	.500
Robinson Canó	.200	5	4	4	7	5	0	1	0	0	0	1	0	1	1	0	0	0	0	.286	.200
Chris Chambliss	.000	1	1	0	1	1	0	0	0	0	0	0	0	0	0	0	0	0	0	.000	.000
Spud Chandler	.000	4	1	1	1	1	0	0	0	0	0	0	0	0	0	0	0	0	0	.000	.000
Ben Chapman	.286	3	3	1	7	7	0	2	0	1	0	0	0	0	0	0	0	0	1	.286	.571
Jerry Coleman	.000	1	1	0	2	2	0	0	0	0	0	0	0	0	0	0	0	0	2	.000	.000
Frank Crosetti	.000	2	1	0	1	1	0	0	0	0	0	0	0	0	0	0	0	0	1	.000	.000
Bucky Dent	.750	2	2	2	4	4	0	3	1	0	0	0	0	0	0	0	0	0	1	.750	1.000
Bill Dickey	.263	11	8	6	23	19	3	5	2	0	0	1	0	0	0	0	0	4	2	.391	.368
Joe DiMaggio	.225	13	11	9	43	40	7	9	2	0	1	6	0	0	0	1	0	3	3	.279	.350
Ryne Duren	.000	3	1	0	1	1	0	0	0	0	0	0	0	0	0	0	0	0	1	.000	.000
Whitey Ford	.000	10	6	3	3	3	0	0	0	0	0	0	0	0	0	0	0	0	2	.000	.000
Brett Gardner	.000	1	1	0	2	2	0	0	0	0	0	0	0	0	0	0	0	0	2	.000	.000
Lou Gehrig	.222	6	6	5	24	18	4	4	1	0	2	5	0	0	0	0	0	6	6	.417	.611
Jason Giambi	.600	3	3	2	5	5	3	3	0	0	1	1	0	0	0	0	0	0	1	.600	1.200
Lefty Gomez	.167	7	5	5	6	6	0	1	0	0	0	1	0	0	0	0	0	0	3	.167	.167
Joe Gordon	.143	6	5	3	14	14	1	2	1	0	0	2	0	0	0	0	0	6	14	.143	.214
Player	AVG	SEL	G	GS	PA	AB	R	H	2B	3B	HR	RBI	SH	SF	HP	SB	CS	BB	SO	OBP	SLG
Curtis Granderson	.000	2	2	2	4	4	0	0	0	0	0	0	0	0	0	0	0	0	0	.000	.000
Rollie Hemley	.000	1	1	1	2	2	0	0	0	0	0	0	0	0	0	0	0	0	0	.000	.000
Rickey Henderson	.273	4	4	4	12	11	1	3	0	0	0	0	0	0	0	1	0	1	2	.333	.273
Tommy Henrich	.111	5	4	2	10	9	1	1	1	0	0	0	0	0	0	0	0	1	4	.200	.222
Elston Howard	.000	12	6	1	11	9	1	0	0	0	0	0	0	0	1	0	0	1	7	.182	.000
Reggie Jackson	.333	5	4	3	8	6	0	2	0	0	0	0	0	0	0	0	0	2	2	.500	.333
Derek Jeter	.481	14	13	9	29	27	6	13	2	0	1	3	0	0	1	1	0	1	6	.517	.667
Tommy John	.000	2	1	0	1	1	0	0	0	0	0	0	0	0	0	0	0	0	1	.000	.000
Billy Johnson	---	1	1	0	0	0	0	0	0	0	0	0	0	0	0	0	0	0	0	---	---
AARON JUDGE	.091	6	5	5	13	11	2	1	0	0	1	1	0	0	0	0	0	2	3	.231	.364
Charlie Keller	.143	5	3	2	8	7	2	1	0	0	1	2	0	0	0	0	0	1	3	.250	.571
Roberto Kelly	.500	1	1	0	2	2	0	1	1	0	0	2	0	0	0	0	0	0	1	.500	1.000
Tony Kubek	.000	4	2	1	6	5	1	0	0	0	0	0	0	0	0	0	0	1	2	.167	.000
DJ LEMAHIEU	.000	1	1	1	2	2	0	0	0	0	0	0	0	0	0	0	0	0	0	.000	.000
Mickey Mantle	.233	20	16	13	52	43	5	10	0	2	4	0	0	0	0	0	1	9	17	.365	.372
Roger Maris	.118	6	6	5	21	17	2	2	1	0	0	2	0	1	0	0	0	3	4	.238	.176
Billy Martin	.000	1	1	0	1	1	0	0	0	0	0	0	0	0	0	0	0	0	0	.000	.000
Tino Martinez	.000	1	1	1	2	2	0	0	0	0	0	0	0	0	0	0	0	0	0	.000	.000
Hideki Matsui	.333	2	2	1	3	3	0	1	0	0	0	0	0	0	0	0	0	1	3	.333	.333
Don Mattingly	.111	6	6	1	11	9	0	1	1	0	0	0	0	0	0	0	0	2	2	.273	.222
Gil McDougald	.250	6	4	0	4	4	1	1	0	0	0	1	0	0	0	0	0	0	0	.250	.250
George McQuinn	.250	2	2	2	8	8	1	2	0	0	0	0	0	0	1	0	0	1	2	.250	.250
Johnny Mize	1.000	1	1	0	1	1	0	1	0	0	0	0	0	0	0	0	0	0	0	1.000	1.000
Player	AVG	SEL	G	GS	PA	AB	R	H	2B	3B	HR	RBI	SH	SF	HP	SB	CS	BB	SO	OBP	SLG
Thurman Munson	.200	7	6	3	12	10	1	2	1	0	0	0	0	0	0	1	0	1	2	.333	.300
Bobby Murcer	.091	4	4	4	12	11	0	1	0	0	0	0	0	0	0	0	0	1	1	.167	.091
Graig Nettles	.222	5	5	2	9	9	0	2	0	0	0	0	0	0	0	1	0	0	2	.222	.222
Irv Noren	---	1	1	0	0	0	0	0	0	0	0	0	0	0	0	0	0	0	0	---	---
Paul O'Neill	.000	4	4	1	6	6	0	0	0	0	0	0	0	0	0	0	0	0	1	.000	.000
Joe Pepitone	.000	3	3	1	5	5	0	0	0	0	0	0	0	0	0	0	0	0	3	.000	.000
Jorge Posada	.182	5	5	2	11	11	0	2	2	0	0	0	0	0	0	0	0	5	1	.182	.364
Willie Randolph	.308	5	4	4	13	13	0	4	0	0	1	0	0	0	0	0	0	0	3	.308	.308
Vic Raschi	.500	4	4	2	2	2	0	1	0	0	0	2	0	0	0	0	0	0	0	.500	.500
Allie Reynolds	.000	5	2	0	1	1	0	0	0	0	0	0	0	0	0	0	0	0	0	.000	.000
Bobby Richardson	.091	8	6	1	11	11	1	1	0	0	0	0	0	0	0	0	0	1	1	.091	.091
Mickey Rivers	.500	1	1	0	2	2	0	1	0	0	0	0	0	0	0	0	0	1	5	.500	.500
Phil Rizzuto	.222	5	4	2	9	9	0	2	0	0	0	0	0	0	0	0	0	1	2	.222	.222
Alex Rodriguez	.250	7	5	5	13	12	1	3	0	1	0	1	0	0	0	1	0	1	2	.308	.417
Red Rolfe	.375	4	2	2	9	8	2	3	0	1	0	2	0	0	0	0	0	1	0	.444	.625
Red Ruffing	.500	6	3	2	2	2	0	1	0	0	0	2	0	0	0	0	0	0	0	.500	.500
Babe Ruth	.333	2	2	2	8	6	2	2	0	0	1	2	0	0	0	0	0	2	3	.500	.833
Gary Sánchez	.250	2	2	1	4	4	1	1	1	0	0	0	0	0	0	1	0	0	1	.250	.500
Steve Sax	.000	2	2	1	3	2	0	0	0	0	0	0	0	0	0	1	0	1	0	.333	.000
George Selkirk	.500	2	2	1	5	2	0	1	0	0	0	1	0	0	0	0	0	3	0	.800	.500
Spec Shea	.000	1	1	0	1	1	0	0	0	0	0	0	0	0	0	0	0	0	0	.000	.000
Gary Sheffield	.000	2	2	0	2	2	0	0	0	0	0	0	0	0	0	0	0	0	0	.000	.000



Player	AVG	SEL	G	GS	PA	AB	R	H	2B	3B	HR	RBI	SH	SF	HP	SB	CS	BB	SO	OBP	SLG
Bill Skowron	.429	7	5	4	15	14	1	6	1	0	0	0	0	0	0	0	0	1	3	.467	.500
Alfonso Soriano	.200	2	2	2	5	5	1	1	0	0	1	1	0	0	0	0	0	0	2	.200	.800
Juan Soto	1.000	1	1	1	2	1	1	1	1	0	0	2	0	0	0	0	0	1	0	1.000	2.000
Mike Stanley	.000	1	1	0	1	1	0	0	0	0	0	0	0	0	0	0	0	0	0	.000	.000
GIANCARLO STANTON	.500	1	1	1	2	2	1	1	0	0	1	2	0	0	0	0	0	1	5	.500	2.000
Snuffy Stirnweiss	.333	1	1	0	3	3	1	1	0	0	0	0	0	0	0	0	0	1	3	.333	.333
Nick Swisher	.000	1	1	0	1	1	0	0	0	0	0	0	0	0	0	0	0	1	0	.000	.000
Mark Teixeira	.000	2	2	1	5	5	0	0	0	0	0	0	0	0	0	0	0	1	0	.000	.000
Gleyber Torres	.500	2	1	0	2	2	0	1	0	0	0	0	0	0	0	0	0	1	5	.500	.500
Tom Tresh	.500	3	2	0	2	2	0	1	1	0	0	1	0	0	0	0	0	0	5	.500	1.000
Jose Trevino	.500	1	1	0	2	2	0	1	0	0	0	0	0	0	0	0	0	0	5	.500	.500
Robin Ventura	.000	1	1	0	1	1	0	0	0	0	0	0	0	0	0	0	0	1	0	.000	.000
David Wells	.000	1	1	1	1	1	0	0	0	0	0	0	0	0	0	0	0	0	0	.000	.000
Roy White	.000	2	1	0	1	1	0	0	0	0	0	0	0	0	0	0	0	1	0	.000	.000
Bernie Williams	.000	5	4	1	6	5	1	0	0	0	0	0	0	0	0	0	0	1	1	.167	.000
Dave Winfield	.360	8	8	7	27	25	4	9	5	0	0	1	0	0	0	1	0	2	1	.407	.560
ALL-TIME TOTALS	.231				639	577	66	133	25	3	13	52	0	2	4	9	2	56	137	.302	.352

Yankees All-Time All-Star Pitching Statistics

Data below includes all Yankees with at least one All-Star pitching appearance. Additionally, there have been 14 pitchers named to at least one All-Star team as a Yankee without ever making an All-Star appearance with the club: (Luis Arroyo-1; Tiny Bonham-2; Tommy Byrne-1; Johnny Kucks-1; Johnny Murphy-3; Phil Niekro-1; Monte Pearson-2; Marius Russo-1; CC Sabathia-3; Johnny Sain-1; Scott Sanderson-1; Bobby Shantz-1; Ralph Terry-2; and John Wetteland-1).

Pitcher	SEL	G	GS	W-L	ERA	GF	CG	SHO	SV	IP	H	R	ER	HR	HP	BB	IBB	SO	WP	BK	BF
Dellin Betances	4	3	0	0-0	0.00	0	0	0	0	3.0	2	0	0	0	0	3	0	5	3	0	14
Hank Borowy	1	1	1	0-0	0.00	0	0	0	0	3.0	3	0	0	0	0	1	0	0	0	0	12
Jim Bouton	1	1	0	0-0	0.00	0	0	0	0	1.0	0	0	0	0	0	0	0	0	0	0	3
Spud Chandler	4	1	1	1-0	0.00	0	0	0	0	4.0	2	0	0	0	0	1	0	2	0	0	14
Aroldis Chapman	3	1	0	0-0	0.00	1	0	0	1	1.0	0	0	0	0	0	0	0	3	0	0	3
Roger Clemens	2	2	1	0-0	0.00	0	0	0	0	3.0	0	0	0	0	0	0	0	3	0	0	9
Jim Coates	2	1	0	0-0	0.00	0	0	0	0	2.0	2	0	0	0	0	1	0	0	0	0	8
GERRIT COLE	3	1	1	0-0	0.00	0	0	0	0	1.0	0	0	0	0	0	0	0	0	0	0	3
David Cone	2	2	0	0-0	3.00	0	0	0	0	3.0	4	1	1	0	0	3	0	3	0	0	15
Nestor Cortes	1	1	0	0-0	0.00	0	0	0	0	1.0	0	0	0	0	0	1	1	0	2	0	5
Ron Davis	1	1	0	0-0	9.00	0	0	0	0	1.0	1	1	1	1	0	0	0	1	0	0	4
Al Downing	1	1	0	0-0	0.00	0	0	0	0	2.0	2	0	0	0	0	0	0	2	0	0	8
Ryne Duren	3	1	0	0-0	0.00	0	0	0	0	3.0	1	0	0	0	0	1	0	4	0	0	10
Whitey Ford	10	6	3	0-2	8.25	0	0	0	0	12.0	19	13	11	3	0	3	0	5	0	0	57
Lefty Gomez	7	5	5	3-1	2.50	0	0	0	0	18.0	11	6	5	2	0	3	0	9	0	0	68
Tom Gordon	1	1	0	0-0	0.00	0	0	0	0	0.1	0	0	0	0	0	0	0	0	0	0	1
Rich Gossage	4	2	0	0-1	18.00	2	0	0	0	2.0	5	4	4	0	0	1	0	1	1	0	11
Bob Grim	1	1	0	0-0	0.00	1	0	0	0	0.1	0	0	0	0	0	0	0	0	0	0	1
Ron Guidry	4	2	0	0-0	0.00	1	0	0	0	0.2	0	0	0	0	0	1	0	0	0	0	3
Clay Holmes	2	1	0	0-0	0.00	0	0	0	0	0.2	1	0	0	0	0	0	0	0	0	0	3
Phil Hughes	1	1	0	0-1	54.00	0	0	0	0	0.1	2	2	2	0	0	0	0	0	0	0	3
Catfish Hunter	2	2	0	0-1	9.00	0	0	0	0	4.0	5	4	4	1	0	0	0	5	0	0	17
Tommy John	2	1	0	0-1	11.57	0	0	0	0	2.1	4	3	3	1	0	0	0	1	0	0	11
Jimmy Key	2	2	1	0-0	67.00	0	0	0	0	3.0	3	2	2	0	0	0	0	2	0	0	12
Eddie Lopat	1	1	0	0-1	27.00	0	0	0	0	1.0	3	3	3	2	0	0	0	0	0	0	6
Sparky Lyle	3	2	0	0-0	6.00	1	0	0	0	3.0	4	2	2	0	1	0	0	2	1	0	13
Andrew Miller	1	1	0	0-0	0.00	0	0	0	0	0.2	2	0	0	0	0	1	0	1	0	0	5
Joe Page	3	1	0	0-0	0.00	1	0	0	0	1.1	1	0	0	0	0	1	0	0	0	0	6
Fritz Peterson	1	1	0	0-0	0.00	0	0	0	0	0.0	1	0	0	0	0	0	0	0	0	0	1
Andy Pettitte	3	2	0	0-0	0.00	0	0	0	0	2.0	2	0	0	0	0	0	0	3	0	0	8
Vic Raschi	4	4	2	1-0	2.45	1	0	0	0	11.0	7	3	3	1	0	4	0	8	0	0	44
Allie Reynolds	5	2	0	0-1	3.60	0	0	0	0	5.0	3	2	2	0	1	2	1	2	0	0	22
Dave Righetti	2	2	0	0-0	0.00	0	0	0	0	1.0	3	0	0	0	0	0	0	0	0	0	6
Mariano Rivera	13	9	0	0-0	0.00	6	0	0	0	4.0	5	1	0	0	0	0	0	5	0	0	30
David Robertson	1	1	0	0-0	0.00	0	0	0	0	1.0	1	0	0	0	0	0	0	1	0	0	3
Red Ruffing	6	3	2	0-1	9.00	0	0	0	0	7.0	13	7	7	1	0	2	1	6	0	0	36
Luis Severino	2	1	0	0-0	0.00	0	0	0	0	1.0	1	0	0	0	0	0	0	2	0	0	4
Spec Shea	1	1	0	1-0	3.00	0	0	0	0	3.0	3	1	1	1	0	2	0	2	0	0	14
Mike Stanton	1	1	0	0-0	0.00	0	0	0	0	0.2	0	0	0	0	0	0	0	0	0	0	2
Mel Stottlemyre	5	4	1	0-1	3.00	0	0	0	0	6.0	5	3	2	1	0	1	1	4	1	0	25
Masahiro Tanaka	2	1	0	1-0	0.00	0	0	0	0	1.0	1	0	0	0	0	0	0	1	0	0	4
Bob Turley	2	1	1	0-0	16.20	0	0	0	0	1.2	3	3	3	0	1	2	0	0	1	0	11
Javier Vazquez	1	1	0	0-0	0.00	0	0	0	0	1.0	0	0	0	0	0	0	0	2	0	0	3
David Wells	1	1	1	0-0	0.00	0	0	0	0	2.0	0	0	0	0	0	1	0	1	0	0	6
ALL-TIME TOTALS	80	19	7-11	3.94	14	0	0	5	128.0	125	61	56	14	6	33	3	88	7	0	541	

Yankees in the All-Star Home Run Derby (est. 1985)

Year	Player	Ballpark (Team Stad.)	Result	Year	Player	Ballpark (Team Stad.)	Result
1997	Tino Martinez	Jacobs Field (CLE)	Won	2012	Robinson Canó	Kauffman Stadium (KC)	1st Rd.
2002	Jason Giambi	Miller Park (MIL)	Won	2013	Robinson Canó	Citi Field (NYM)	1st Rd.
2003	Jason Giambi	U.S. Cellular Field (CWS)	Semis	2017	AARON JUDGE	Marlins Park (MIA)	Won
2010	Nick Swisher	Angel Stadium (LAA)	1st Rd.	2017	Gary Sánchez	Marlins Park (MIA)	Semis
2011	Robinson Canó	Chase Field (ARI)	Won				



Yankees All-Star Career Top 10 Leaders

MLB All-time Major League All-Star Game high / AL All-time American League All-Star Game high / *tied for high

BATTING

Games Played

1. Mickey Mantle.....	16
2. Yogi Berra.....	15
3. Derek Jeter.....	13
4. Joe DiMaggio.....	11
5. Dave Winfield.....	8
6. Bill Dickey.....	8
7. Gehrig, Ford, Howard, Maris, Mattingly, Munson, Richardson.....	6

Games Started

1. Mickey Mantle (CF-12; RF-1).....	13
2. Yogi Berra (C-11).....	11
3. Derek Jeter (SS-9).....	9
4. Joe DiMaggio (CF-6; RF-3).....	9
5. Dave Winfield (RF-5; CF-1; LF-1).....	7
6. Bill Dickey (C-6).....	6
7. Lou Gehrig (1B-5).....	5
8. Lefty Gomez (P-5).....	5
9. AARON JUDGE (RF-3; CF-1; LF-1).....	5
10. Roger Maris (RF-3; CF-2).....	5
11. Alex Rodriguez (3B-5).....	5

Plate Appearances

1. Mickey Mantle.....	52
2. Yogi Berra.....	43
3. Joe DiMaggio.....	43
4. Derek Jeter.....	29
5. Dave Winfield.....	27
6. Lou Gehrig.....	24
7. Bill Dickey.....	23
8. Roger Maris.....	21
9. Bill Skowron.....	15
10. Joe Gordon.....	14

At-Bats

1. Mickey Mantle.....	43
2. Yogi Berra.....	41
3. Joe DiMaggio.....	40
4. Derek Jeter.....	27
5. Dave Winfield.....	25
6. Bill Dickey.....	19
7. Lou Gehrig.....	18
8. Roger Maris.....	17
9. Bill Skowron.....	14
10. Joe Gordon.....	14

Runs

1. Joe DiMaggio.....	7
2. Derek Jeter.....	6
3. Mickey Mantle.....	5
4. Yogi Berra.....	5
5. Dave Winfield.....	4
6. Lou Gehrig.....	4
7. Bill Dickey.....	3
8. Jason Giambi.....	3
9. JUDGE, Maris, Rolfe, Keller, Ruth.....	2

Hits

1. Derek Jeter.....	13
2. Mickey Mantle.....	10
3. Joe DiMaggio.....	9
4. Dave Winfield.....	9
5. Yogi Berra.....	8
6. Bill Skowron.....	6
7. Bill Dickey.....	5
8. Lou Gehrig.....	4
9. Willie Randolph.....	4
10. Dent, Giambi, Henderson, A. Rodriguez, Rolfe.....	3

Doubles

1. Dave Winfield.....	AL 5
2. Dickey, DiMaggio Jeter, Posada.....	2
3. Dent, Gehrig, Gordon, Henrich, R. Kelly, Maris, Mattingly, Munson, Sánchez, Soto, Skowron, Tresh.....	1

Triples

1. Ben Chapman.....	1
2. Alex Rodriguez.....	1
3. Red Rolfe.....	1

Home Runs

1. Lou Gehrig.....	2
2. Mickey Mantle.....	2
3. Berra, DiMaggio, Giambi, Jeter, JUDGE, Keller, Ruth, Soriano, STANTON.....	1

RBI

1. Joe DiMaggio.....	6
2. Lou Gehrig.....	5
3. Mickey Mantle.....	4
4. Yogi Berra.....	3
5. Derek Jeter.....	3
6. Gordon, Keller, R. Kelly, Maris, Raschi, Rolfe, Ruffing, Ruth, Soto, STANTON.....	2

Batting Average (min. 10AB)

1. Derek Jeter.....	.481
2. Bill Skowron.....	.429
3. Dave Winfield.....	.360
4. Willie Randolph.....	.308
5. Rickey Henderson.....	.273
6. Bill Dickey.....	.263
7. Alex Rodriguez.....	.250
8. Mickey Mantle.....	.233
9. Joe DiMaggio.....	.225
10. Lou Gehrig.....	.222

Slugging Percentage (min. 10AB)

1. Derek Jeter.....	.667
2. Lou Gehrig.....	.600
3. Dave Winfield.....	.560
4. Bill Skowron.....	.500
5. Alex Rodriguez.....	.417
6. Mickey Mantle.....	.372
7. Bill Dickey.....	.368
8. AARON JUDGE.....	.364
9. Jorge Posada.....	.364
10. Joe DiMaggio.....	.350

Other Career Records

MLB Mickey Mantle is the all-time ASG leader in strikeouts (17).

PITCHING

Appearances

1. Mariano Rivera.....	AL 9
2. Whitey Ford.....	6
3. Lefty Gomez.....	5
4. Vic Raschi.....	4
5. Mel Stottlemyre.....	4
6. Dellin Betances, Red Ruffing.....	3
7. Clemens, Cone, Gossage, Guidry, Hunter, Key, Lyle, Pettitte, Reynolds, Righthet.....	2

Games Started

1. Lefty Gomez.....	MLB/AL 5
2. Whitey Ford.....	3
3. Vic Raschi.....	2
4. Red Ruffing.....	2
5. Borowy, Chandler, Clemens, COLE, Key, Stottlemyre, Turley, Wells.....	1

Innings Pitched

1. Lefty Gomez.....	AL 18.0
2. Whitey Ford.....	12.0
3. Vic Raschi.....	11.0
4. Mariano Rivera.....	9.0
5. Red Ruffing.....	7.0
6. Mel Stottlemyre.....	6.0
7. Allie Reynolds.....	5.0
8. Spud Chandler.....	4.0
9. Catfish Hunter.....	4.0
10. Betances, Borowy, Clemens, Cone, Duren, Key, Lyle, Shea.....	3.0

Wins

1. Lefty Gomez.....	MLB 3
2. Spud Chandler.....	1
3. Vic Raschi.....	1
4. Spec Shea.....	1
5. Masahiro Tanaka.....	1

Losses

1. Whitey Ford.....	MLB/AL 2
2. Gomez, Gossage, Hughes, Hunter, John, Lopat, Reynolds, Ruffing, Stottlemyre.....	1

Saves (official stat since 1969)

1. Mariano Rivera.....	MLB 4
2. Aroldis Chapman.....	1

Strikeouts


1. Lefty Gomez.....	9
2. Vic Raschi.....	8
3. Red Ruffing.....	6
4. Dellin Betances.....	5
5. Whitey Ford.....	5
6. Catfish Hunter.....	5
7. Mariano Rivera.....	5
8. Ryne Duren.....	4
9. Mel Stottlemyre.....	4
10. Chapman, Clemens, Cone, Pettitte.....	3

ERA (min. 3.0IP)

1. Dellin Betances.....	0.00
2. Hank Borowy.....	0.00
3. Spud Chandler.....	0.00
4. Roger Clemens.....	0.00
5. Ryne Duren.....	0.00
6. Mariano Rivera.....	0.00
7. Vic Raschi.....	2.45
8. Lefty Gomez.....	2.50
9. David Cone.....	3.00
10. Spec Shea.....	3.00
11. Mel Stottlemyre.....	3.00

Other Career Records

MLB Whitey Ford is the all-time ASG leader in runs (13), ER (11) and hits (19) allowed.



All-Star MVPs

(Award given since 1962)

Giancarlo Stanton, Mariano Rivera and **Derek Jeter** are the only Yankees to be named All-Star MVP.

At the 2022 All-Star Game at Dodger Stadium in his hometown of Los Angeles, Stanton earned MVP honors in a 3-2 AL win, going 1-for-2 with a two-run HR in the fourth off Tony Gonsolin that knotted the game at 2-2.

Rivera received the honor at the 2013 edition at Citi Field, tossing a scoreless eighth inning (Sean Segura groundout to 2B, Allen Craig lineup to LF, Carlos Gomez groundout to SS) in the AL's 3-0 win in his final Major League season.

Jeter took home the honor at the 2000 All-Star Game at Turner Field in Atlanta with a 3-for-3 performance with 1R, 1 double and 2RBI. He doubled in the first inning off Randy Johnson, singled and scored in the third off Kevin Brown and had a two-run single in the fourth off Al Leiter in the American League's 6-3 win.



All-Star Games at the Original Yankee Stadium

The Yankees have hosted four All-Star Games, including the 2008 Midsummer Classic in the original Yankee Stadium's final season. The Stadium also hosted the All-Star Game in 1977 (48th), 1960 (29th) and 1939 (seventh). Only Cleveland's old Municipal Stadium hosted as many All-Star Games as the original Yankee Stadium. Overall, New York City has hosted nine MLB All-Star Games, the highest total in Major League history, with the Polo Grounds (1934 and 1942), Ebbets Field (1949), Shea Stadium (1964) and Citi Field (2013) also serving as host sites. The 2008 game marked the first time the Midsummer Classic was held in the host team's final season at its ballpark.

Seventh All-Star Game

American League 3, National League 1
July 11, 1939, Yankee Stadium



Yankee Stadium was chosen to host the 1939 All-Star Game due to the World's Fair which was being held at Flushing Meadows in Queens during the 1939 season. The Cubs' Gabby Hartnett managed the National League squad while Yankees skipper Joe McCarthy led the American League team, which featured nine Yankees All-Stars (Crosetti, Dickey, Dimaggio, Gomez, Gordon, Murphy, Rolfe, Ruffing, Selkirk), six of whom started. Additionally, Lou Gehrig (who retired earlier that season) was named an honorary member of the AL squad. Yankees centerfielder Joe DiMaggio went 1-for-4 in the game, hitting a solo home run.

All-Star Team	1	2	3	4	5	6	7	8	9	R	H	E	
National League	0	0	1	0	0	0	0	0	0	-	1	7	1
American League	0	0	0	2	1	0	0	0	x	-	3	6	1

Winning Pitcher: Tommy Bridges (DET)

Losing Pitcher: Bill Lee (CHC)

MVP: None Selected

29th All-Star Game

National League 6, American League 0
July 13, 1960 (Game #2), Yankee Stadium



Yankee Stadium was the host site for baseball's second All-Star Game in three days in 1960. The National League completed the All-Star sweep with a 6-0 win, having won Game 1 on July 11 in Kansas City, marking the only year that both All-Star games were won by the same team. Yankees hurler Whitey Ford was the starting pitcher for the AL squad, while fellow Yankees Yogi Berra (catcher), Mickey Mantle (left field), Roger Maris (center field) and Bill Skowron (first base) all appeared in the starting lineup. The National League used six different pitchers to combine on the shutout effort and hit a then-All-Star record-tying four home runs, including one by Willie Mays. The 38,000 fans who attended the game witnessed Ted Williams in his final All-Star appearance.

All-Star Team	1	2	3	4	5	6	7	8	9		R	H	E
National League	0	2	1	0	0	0	1	0	2	-	6	10	0
American League	0	0	0	0	0	0	0	0	0	-	0	8	0

Winning Pitcher: Vern Law (PIT)

Losing Pitcher: Whitey Ford (NYY)

MVP: None Selected

48th All-Star Game

National League 7, American League 5
July 19, 1977, Yankee Stadium



Showcasing its renovation, Yankee Stadium hosted the All-Star Game on July 19, 1977, in a game dedicated to Jackie Robinson. With the Yankees defending their 1976 pennant, Billy Martin managed the AL team on his home field. The National League won its sixth consecutive All-Star Game, part of the Senior Circuit's 11-game win streak. Joe Morgan opened the game with a home run off Jim Palmer as the NL squad scored four first-inning runs. Yankees outfielder Reggie Jackson and second baseman Willie Randolph were AL starters. National League Manager Sparky Anderson described the game's final score by saying, "the only reason we're here is to kick the living hell out of those guys."

All-Star Team	1	2	3	4	5	6	7	8	9	R	H	E	
National League	4	0	1	0	0	0	0	2	0	-	7	9	1
American League	0	0	0	0	0	2	1	0	2	-	5	8	0

Winning Pitcher: Don Sutton (LAD)

Losing Pitcher: Jim Palmer (BAL)

MVP: Don Sutton (LAD)

79th All-Star Game

American League 4, National League 3
July 15, 2008, Yankee Stadium



In the final Midsummer Classic at the original Yankee Stadium, the American League emerged with a 4-3 win in 15 innings as Texas' Michael Young brought home Minnesota's Justin Morneau with a "walk-off" sacrifice fly. The 4-hour, 50-minute contest was the longest All-Star Game time-wise and tied for the longest ASG in innings (also 1967 at Anaheim, 2-1 NL win). It was the AL's 12th straight All-Star Game victory and ensured American League home-field advantage in the World Series. SS Derek Jeter started and recorded the game's first hit in the first inning. RHP Mariano Rivera pitched 1.2 scoreless innings. Yankees Manager Joe Girardi joined the AL coaching staff as did Yankees Head Athletic Trainer Gene Monahan, who made his fourth All-Star Game appearance (also 1977, '86 and '92). Pregame ceremonies included 49 Hall of Famers, marking one of the largest gatherings of living baseball HOFers ever. The festivities were highlighted by Yankees Principal Owner/Chairperson George Steinbrenner, who delivered baseballs to the ceremonial first pitch participants (Reggie Jackson, Whitey Ford, Yogi Berra and Goose Gosage).

All-Star Team	1	2	3	4	5	6	7	8	9	10	11	12	13	14	15	R	H	E	
National League	0	0	0	0	1	1	0	1	0	0	0	0	0	0	0	-	3	13	4
American League	0	0	0	0	0	0	2	1	0	0	0	0	0	0	1	-	4	14	1

Winning Pitcher: Scott Kazmir (TB)

Losing Pitcher: Brad Lidge (PHI)

MVP: J.D. Drew (BOS)



Exhibition Games vs. Mets/Dodgers/Giants

Notable Exhibitions between the Yankees, Dodgers and Giants

The Yankees, Dodgers and Giants played a number of pre-season games against each other over the years in Florida and on the East Coast (while heading north from spring training). The clubs also played games in New York just prior to the start of the season. Additionally, many in-season exhibitions were arranged, including the Mayor's Trophy Games (noted in left column) and other charitable endeavors. Some of the most notable games are listed below.

July 4, 1909 - At Washington Park in Brooklyn, the Yankees dropped a benefit game for newsboys, 7-3. Due to a rule banning exhibition games between teams of the AL and NL, the catchers and pitchers switched teams for the contest.

Sept. 4, 1910 - The Yankees defeated the Giants, 4-2, in a newsboys benefit at Washington Park in Brooklyn, with various Dodgers (then known as the Superbas) playing for both teams.

October 1910 - The Yankees and Giants faced each other for the first time in a series of exhibition games following the 1910 regular season (while the World Series was contested elsewhere). Pitcher Christy Mathewson won three of the games as the Giants won the series, 4 games to 2. In a similar exhibition rematch after the 1914 regular season, the Giants again defeated the Yankees, 4 games to 1.

Apr. 21, 1912 - At the Polo Grounds, the Yankees and Giants staged a benefit game for survivors of the Titanic. The Giants won, 11-2, as \$9,425.25 was raised before a crowd of 14,083.

Apr. 5 and 7, 1913 - The Yankees helped the Dodgers (known then as the "Superbas") open Ebbets Field with an exhibition game won by Brooklyn, 3-2, in front of approximately 30,000 fans. Dodgers rookie outfielder Casey Stengel hits the park's first unofficial home run. Two days later, in icy conditions before approximately 1,000 fans at Ebbets field, the Yankees came out on top, 8-4.

Sept. 30, 1917 - On a tiny field at Fort Hamilton in Brooklyn, the Yankees defeated the Dodgers (then known as the Robins), 11-8. Seven "home runs" were hit in a game played for soldiers soon to be sent off to fight in World War I.

Sept. 9 and 24, 1931 - The three local clubs played a two-day, round-robin with proceeds going to the Mayor's Unemployment Fund. In the first game in front of 60,549 fans at Yankee Stadium, the Yankees defeated the Giants, 7-3, netting \$59,642 as Babe Ruth hit the game's only home run. On Sept. 24, the teams played a doubleheader at the Polo Grounds, bringing in \$48,135 for the fund with 44,119 fans on hand. The Giants defeated Brooklyn, 3-1, in Game 1 and the Yankees defeated the Dodgers (then known as the "Robins"), 5-1, in Game 2 behind homers from Lyn Lary, Bill Dickey and Lou Gehrig. Contests among the players were held in between games, including Babe Ruth hitting the longest fustig (421 ft, 8 in.) and Ben Chapman making the longest throw (392 ft, 10 in.).

June 26, 1944 - The Yankees, Giants and Dodgers played a mid-season "three-cornered" exhibition game at the Polo Grounds, which generated over \$6.5 million worth of war bond sales. Each team batted in six innings and played defense for six innings with Brooklyn coming out on top (Dodgers 5 - Yankees 1 - Giants 0). The clubs reprised the format for the sake of charity five years later (see entry for July 11, 1949).

July 9, 1945 - The Yankees defeated the Giants, 7-1, in a rain-shortened 7-inn. game in front of 41,267 at the Polo Grounds. The contest was one of seven interleague games in the Majors to benefit the war effort and serve as a substitute for the All-Star Game, which had been canceled.

July 11, 1949 - In a reprise of their June 26, 1944, exhibition game at the Polo Grounds (see above), the Yankees, Giants and Dodgers played a three-cornered "Night of Champions" benefit game for the N.Y. Heart Fund, Babe Ruth Foundation and Lou Gehrig Memorial Fund. Approximately \$32,000 was raised as 26,120 Yankee Stadium spectators saw Brooklyn win on total runs, 6 to 3 to 3.

Oct. 12, 1958 - In a rare post-season exhibition at Yankee Stadium, a team of AL All-Stars led by Mickey Mantle lost to a team of NL All-Stars led by Willie Mays, 6-2, in front of 21,129.

May 7, 1959 - At the L.A. Coliseum in front of a record baseball crowd of 93,103, the Yankees defeated the Dodgers, 6-2, with net proceeds going to benefit recently paralyzed catcher Roy Campanella.

June 27, 1960 - The Dodgers defeated the Yankees, 4-3, in front of 53,492 in their first game at Yankee Stadium since Don Larsen's perfect game in the 1956 World Series.

July 24, 1961 - The Giants defeated the Yankees, 4-1, in front of 47,346 at Yankee Stadium. Mickey Mantle's solo HR accounts for the Yankees' only run.

Mayor's Trophy Game

In the majority of seasons from 1944-83, the Yankees played the Giants, Dodgers or Mets in an annual mid-season exhibition game. The Mayor's office began sponsoring the contests beginning in 1946 and awarded a trophy to the game's winner. The proceeds from each game supported sandlot baseball programs and other New York charities. The Yankees won 20 of the 32 Mayor's Trophy Games played, going 7-1 vs. the Giants, 3-2 vs. the Dodgers and 10-8-1 vs. the Mets.

Date	Score	Location	Att.
7/1/46.....	Yankees 3 - Giants 0.....	Polo Grounds.....	27,486
8/5/46.....	Yankees 3 - Giants 2.....	Yankee Stadium.....	25,067
6/12/47.....	Yankees 7 - Giants 0.....	Polo Grounds.....	39,970
8/18/47.....	Giants 4 - Yankees 1.....	Yankee Stadium.....	22,184
8/16/48.....	Yankees 4 - Giants 2 (11).....	Polo Grounds.....	17,091
6/27/49.....	Yankees 5 - Giants 3.....	Yankee Stadium.....	37,537
6/26/50.....	Yankees 9 - Giants 4.....	Polo Grounds.....	12,864
6/25/51.....	Yankees 4 - Dodgers 3 (10).....	Yankee Stadium.....	71,289
7/21/52.....	Yankees 5 - Dodgers 3 (8).....	Yankee Stadium.....	48,263
6/29/53.....	Dodgers 9 - Yankees 0.....	Yankee Stadium.....	56,136
6/14/54.....	Dodgers 2 - Yankees 1.....	Yankee Stadium.....	28,084
6/27/55.....	Yankees 4 - Giants 1.....	Yankee Stadium.....	19,193
1956.....	NO GAMES PLAYED		
5/23/57.....	Yankees 10 - Dodgers 7.....	Ebbets Field.....	30,000
1958-62.....	NO GAMES PLAYED		
6/20/63.....	Mets 6 - Yankees 2.....	Yankee Stadium.....	50,742
8/24/64.....	Yankees 6 - Mets 4.....	Shea Stadium.....	55,396
5/3/65.....	Mets 2 - Yankees 1 (10).....	Yankee Stadium.....	22,881
6/27/66.....	Yankees 5 - Mets 2.....	Shea Stadium.....	56,367
7/12/67.....	Mets 4 - Yankees 0.....	Yankee Stadium.....	31,852
5/27/68.....	Mets 4 - Yankees 3.....	Shea Stadium.....	35,198
9/29/69.....	Mets 7 - Yankees 6.....	Shea Stadium.....	32,720
8/17/70.....	Yankees 9 - Mets 4.....	Yankee Stadium.....	43,987
9/9/71.....	Yankees 2 - Mets 1.....	Shea Stadium.....	48,872
8/24/72.....	Yankees 2 - Mets 1.....	Yankee Stadium.....	53,949
5/10/73.....	Mets 8 - Yankees 4.....	Shea Stadium.....	36,915
5/30/74.....	Yankees 9 - Mets 4.....	Shea Stadium.....	35,894
5/15/75.....	Yankees 9 - Mets 4.....	Shea Stadium.....	26,427
6/14/76.....	Yankees 8 - Mets 4.....	Yankee Stadium.....	36,361
6/23/77.....	Mets 6 - Yankees 4.....	Shea Stadium.....	15,510
4/27/78.....	Yankees 4 - Mets 3 (13).....	Yankee Stadium.....	9,792
4/16/79.....	Yankees 1 - Mets 1 (5).....	Shea Stadium.....	13,719
1980-81.....	NO GAMES PLAYED		
5/27/82.....	Mets 4 - Yankees 1.....	Yankee Stadium.....	41,614
4/21/83.....	Yankees 4 - Mets 1.....	Shea Stadium.....	20,471

Big Apple Series (1989-90) and Mayor's Challenge (1992-93)

The Yankees and Mets also played a series of exhibition games at their respective home stadiums prior to the start of the season.

Date	Score	Location	Att.
4/1/89.....	Yankees 4 - Mets 3.....	Yankee Stadium.....	52,119
4/2/89.....	Yankees 4 - Mets 0.....	Shea Stadium.....	54,128
4/8/90.....	Mets 2 - Yankees 1.....	Yankee Stadium.....	32,843
4/4/92.....	Yankees 6 - Mets 4.....	Yankee Stadium.....	26,038
4/5/92.....	Yankees 6 - Mets 5.....	Shea Stadium.....	38,579
4/3/93.....	Mets 5 - Yankees 1.....	Shea Stadium.....	14,425
4/4/93.....	Mets 7 - Yankees 2.....	Yankee Stadium.....	24,782

Spring Training Games vs. the Mets

The Yankees and Mets used to meet on a regular basis in spring training, dating back to the Mets' inaugural season in 1962. The very first game between the clubs was a 4-3 Mets victory on March 22, 1962, at their spring facility in St. Petersburg. The clubs' last pre-season meetings were in 2024 spring training, with the Yankees winning 2-of-3 matchups (L, 4-5, on 3/5 at NYM; W, 5-3, on 3/22 vs. NYM; W, 3-0, on 3/25 vs. NYM). The clubs are scheduled to meet once in 2025 spring training (3/24 at NYM).

Year	Record	Year	Record	Year	Record	Year	Record
1962.....	1-1	1973.....	3-3	1984.....	0-2	1995.....	4-3
1963.....	1-1	1974.....	3-2	1985.....	1-1	1996.....	1-1
1964.....	1-1	1975.....	3-2	1986.....	0-0	2012.....	1-1
1965.....	1-1	1976.....	4-1	1987.....	0-0	2015.....	0-2
1966.....	1-0	1977.....	1-2	1988.....	0-0	2016.....	1-0-1
1967.....	2-0	1978.....	2-0	1989.....	2-0	2018.....	2-0
1968.....	2-0	1979.....	1-1	1990.....	0-1	2020.....	2-0
1969.....	1-0	1980.....	0-0	1991.....	0-0	2024.....	2-1
1970.....	1-1	1981.....	1-1	1992.....	3-1	Tot. 54-37-1	
1971.....	1-1	1982.....	0-1	1993.....	2-0		
1972.....	0-1	1983.....	1-0	1994.....	2-2		



Head Athletic Trainers

Unknown/Unavailable (1).....	1903
Mike Martin	1904–08
James Burke (2).....	start 1909–8/22/1909
Jack McCormick	8/23/1909–end 1909
Harry Lee	1910–11
Daniel Mulcahey (3).....	start 1912–mid 1912
Charles Barrett (4)	mid 1912–1914
Jimmy Duggan	1915–17
Al “Doc” Woods	1918–29
Erle “Doc” Painter	1930–42
Eddie Froelich	1943–47
Gus Mauch (5)	1948–61
Joe Soares	1962–72
Gene Monahan	1973–2011
Steve Donohue	2012–19
Tim Lentych (6)	2020–present

- (1) Research has been unable to determine if the club had a trainer in 1903.
- (2) Burke suffered health problems during the season and was replaced by McCormick.
- (3) Alternately spelled “Mulcahy.” Was released from duties midseason. Exact date unknown.
- (4) Was also a trainer at Williams College and reportedly worked with the team during the summers of 1910 and 1911.
- (5) Handled spring training operations in 1947.
- (6) Additionally since 2020, Michael Schuk has been the Director of Sports Medicine & Rehabilitation.

Yankees assistant trainers have included: Gus Mauch (1946), Joe Soares (1960–61), Don Seger (1962–68), Herman Schneider (1977–78), Barry Weinberg (1979–81), Mark Letendre (1982–85), Steve Donohue (1986–2011), Mark Littlefield (2012–15), Michael Schuk (2015–19), Tim Lentych (2016–19) and Alfonso Malaguti (2020–24).



Gene Monahan [R] tends to Bernie Williams in the Yankees training room at the original Yankee Stadium. “Geno” is the longest-serving head trainer in club history, having manned the post for 29 years from 1973–2011.

Forfeited Games

The Yankees have played in four forfeited games in their history (described below), winning them all. Player statistics from forfeited games count in the historical record, however the final score of each game is officially recorded as 9-0. Interestingly, a forfeited game precipitated the creation of the Yankees franchise.

The Baltimore Orioles were a charter member of the American League in 1901. Prior to their game vs. St. Louis on July 17, 1902, New York Giants owner Andrew Freedman and Cincinnati Reds owner John T. Brush gained a controlling interest in Baltimore with the help of its former manager John McGraw. The two owners then shifted almost all of the Orioles’ players to their respective NL teams, leaving the club unable to field a squad. Though the Orioles were forced to forfeit that day, the American League soon stepped in by providing the Orioles with players from other teams so they could finish the season. At the end of the season, the Orioles were dissolved and a new franchise filling its AL spot was established in New York in 1903.

In their short time in Baltimore, the Orioles also participated in three other forfeits, all of which were losses (May 31, 1901 at Detroit; August 21, 1901 vs. Detroit; and June 28, 1902 vs. Boston).

July 2, 1906 at Philadelphia (Game 2): With two outs in the bottom of the ninth inning and the Highlanders leading, 5-1, Columbia Park spectators started swarming the field. According to *The New York Times*, “the three or four policemen on hand to handle the crowd of 11,000 spectators were powerless.” After waiting 15 minutes, umpire Timothy C. Hurst forfeited the game to the Highlanders.

September 3, 1906 vs. Philadelphia (Game 2): With two outs in the bottom of the ninth and the Highlanders trailing, 3-1, with runners on second (Willie Keeler) and third (Wid Conroy), Jimmy Williams hit a grounder to A’s shortstop Monte Cross. Keeler ran into Cross just as he was about to handle the ball, allowing the ball to roll into outfield and Conroy and Keeler to score, tying the game. After a heated argument from A’s first baseman and captain Harry Davis, umpire Frank O’Loughlin awarded the game to New York.

June 13, 1924 at Detroit: At the start of the ninth inning at Navin Field with the Yankees leading, 10-6, Tigers pitcher Bert Cole threw a pitch that narrowly missed hitting Babe Ruth in the head. Cole immediately hit the next batter, Bob Meusel, with a pitch in the ribs. Meusel’s protest incited a riot, leading to both benches becoming involved and the storming of the field by incensed fans. Umpire William G. Evans was forced to forfeit the game to the Yankees when the field could not be cleared. Ultimately, Meusel was fined \$100 and suspended 10 days, Cole was fined \$50 and suspended 10 days, and Ruth received a \$50 fine but no suspension. AL President Ban Johnson said of the fights that day, “They must be staged in a vacant lot, far removed from the ball parks.”

September 30, 1971 at Washington: At Robert F. Kennedy Stadium, unruly fans cascaded onto the field with two outs in the top of the ninth inning and the Senators winning, 7-5, in the last game before the Senators’ relocation to Texas for the 1972 season. After three minutes of on-field chaos, including the bases literally being stolen, the umpires awarded the Yankees the victory.



Yankees Postseason Series-by-Series

YEAR	SERIES	OPP.	W	L
1921...	WS	Giants	3	5
1922*	WS	Giants (.1 tie)	0	4
1923...	WS	Giants	4	2
1926...	WS	Cardinals	3	4
1927...	WS	Pirates	4	0
1928...	WS	Cardinals	4	0
1932...	WS	Cubs	4	0
1936...	WS	Giants	4	2
1937...	WS	Giants	4	1
1938...	WS	Cubs	4	0
1939...	WS	Reds	4	0
1941...	WS	Dodgers	4	1
1942...	WS	Cardinals	1	4
1943...	WS	Cardinals	4	1
1947...	WS	Dodgers	4	3
1949...	WS	Dodgers	4	1
1950...	WS	Phillies	4	0
1951...	WS	Giants	4	2
1952...	WS	Dodgers	4	3
1953...	WS	Dodgers	4	2
1955...	WS	Dodgers	3	4
1956...	WS	Dodgers	4	3
1957...	WS	Braves	3	4
1958...	WS	Braves	4	3
1960...	WS	Pirates	3	4
1961...	WS	Reds	4	1
1962...	WS	Giants	4	3
1963...	WS	Dodgers	0	4
1964...	WS	Cardinals	3	4

YEAR	SERIES	OPP.	W	L
1976...	LCS	Royals	3	2
	WS	Reds	0	4
1977...	LCS	Royals	3	2
	WS	Dodgers	4	2
1978...	LCS	Royals	3	1
	WS	Dodgers	4	2
1980...	LCS	Royals	0	3
1981...	LCS	Brewers	3	2
	DS	Athletics	3	0
	WS	Dodgers	2	4
1995...	DS	Mariners	2	3
1996...	DS	Rangers	3	1
	LCS	Orioles	4	1
	WS	Braves	4	2
1997...	DS	Indians	2	3
1998...	DS	Rangers	3	0
	LCS	Indians	4	2
	WS	Padres	4	0
1999...	DS	Rangers	3	0
	LCS	Red Sox	4	1
	WS	Braves	4	0
2000...	DS	Athletics	3	2
	LCS	Mariners	4	2
	WS	Mets	4	1
2001...	DS	Athletics	3	2
	LCS	Mariners	4	1
	WS	D-backs	3	4
2002...	DS	Angels	1	3
2003...	DS	Twins	3	1
	LCS	Red Sox	4	3
	WS	Marlins	2	4

YEAR	SERIES	OPP.	W	L
2004...	DS	Twins	3	1
	LCS	Red Sox	3	4
2005...	DS	Angels	2	3
2006...	DS	Tigers	1	3
2007...	DS	Indians	1	3
2009...	DS	Twins	3	0
	LCS	Angels	4	2
	WS	Phillies	4	2
2010...	DS	Twins	3	0
	LCS	Rangers	2	4
2011...	DS	Tigers	2	3
2012...	DS	Orioles	3	2
	LCS	Tigers	0	4
2015...	WC	Astros	0	1
2017...	WC	Twins	1	0
	DS	Indians	3	2
	LCS	Astros	3	4
2018...	WC	Athletics	1	0
	DS	Red Sox	1	3
2019	DS	Twins	3	0
	LCS	Astros	2	4
2020	WC	Indians	2	0
	DS	Rays	2	3
2021	WC	Red Sox	0	1
2022	DS	Guardians	3	2
	LCS	Astros	0	4
2024	DS	Royals	3	1
	LCS	Guardians	4	1
	WS	Dodgers	1	4

GAMES PER ROUND

	W	L	T
AL Wild Card One-off Games (2-2 in series, 4 games)	2	2	0
AL Wild Card Round 2020 (1-0 in series, 2 games)	2	0	0
ALDS (15-9 in series, 102 games)	59	43	0
ALCS (12-7 in series, 99 games)	54	45	0
World Series (27-14 in series, 230 games)	135	94	1*
All Postseason (57-32 in series, 437 games)	252	184	1*

* 1922 WS Game 2 vs. Giants was a 3-3, 10-inning tie called due to darkness.

Yankees Postseason Record by Opponent

Games include those representing former home cities.

Numbers in chart note: Record in games (Record in series)

Franchise	WC	DS	LCS	WS	Total
Arizona	--	--	--	3-4 (0-1)	3-4 (0-1)
Atlanta	--	--	--	15-9 (3-1)	15-9 (3-1)
Baltimore	--	3-2 (1-0)	4-1 (1-0)	--	7-3 (2-0)
Boston	0-1 (0-1)	1-3 (0-1)	11-8 (2-1)	--	12-12 (2-3)
Chicago-AL	--	--	--	--	--
Chicago-NL	--	--	--	8-0 (2-0)	8-0 (2-0)
Cincinnati	--	--	--	8-5 (2-1)	8-5 (2-1)
Cleveland	2-0 (1-0)	9-10 (2-2)	8-3 (2-0)	--	19-13 (5-2)
Colorado	--	--	--	--	--
Detroit	--	3-6 (0-2)	0-4 (0-1)	--	3-10 (0-3)
Kansas City	--	3-1 (1-0)	9-8 (3-1)	--	12-9 (4-1)
Houston	0-1 (0-1)	--	5-12 (0-3)	--	5-13 (0-4)
L.A. Angels	--	3-6 (0-2)	4-2 (1-0)	--	7-8 (1-2)
L.A. Dodgers	--	--	--	38-33 (8-4)	38-33 (8-4)
Miami	--	--	--	2-4 (0-1)	2-4 (0-1)
Milwaukee	--	3-2 (1-0)	--	--	3-2 (1-0)
Minnesota	1-0 (1-0)	15-2 (5-0)	--	--	16-2 (6-0)
New York-NL	--	--	--	4-1 (1-0)	4-1 (1-0)
Oakland	1-0 (1-0)	6-4 (2-0)	3-0 (1-0)	--	10-4 (4-0)
Philadelphia	--	--	--	8-2 (2-0)	8-2 (2-0)
Pittsburgh	--	--	--	7-4 (1-1)	7-4 (1-1)
San Diego	--	--	--	4-0 (1-0)	4-0 (1-0)
San Francisco	--	--	--	23-19-1 (5-2)	23-19-1 (5-2)
St. Louis	--	--	--	15-13 (2-3)	15-13 (2-3)
Seattle	--	2-3 (0-1)	8-3 (2-0)	--	10-6 (2-1)
Tampa Bay	--	2-3 (0-1)	--	--	2-3 (0-1)
Texas	--	9-1 (3-0)	2-4 (0-1)	--	11-5 (3-1)
Toronto	--	--	--	--	--
Washington	--	--	--	--	--
Total Games	4-2	59-43	54-45	135-94-1	252-184-1
Postseason Rds.	(3-2)	(15-9)	(12-7)	(27-14)	(57-32)



1962 World Series MVP Ralph Terry is carried off the field following his complete-game, 1-0 win in Game 7 at Candlestick Park over the S.F. Giants. During the Series he went 2-1 in three starts, allowing just 5ER in 25.0IP with two walks and 16 strikeouts. The title was the Yankees' second in a row and their 10th in a 16-year span dating to 1947. For Terry, his clutch Game 7 performance was a measure of redemption. Two years earlier he allowed Bill Mazeroski's Game 7, World Series-winning, "walk-off" home run, which gave Pittsburgh the 1960 championship even though the Pirates had been outscored by the Yankees, 55-27, over the course of the Series.



Yankees Postseason Summaries

1921 WORLD SERIES

Marked the Yankees' first ever World Series appearance in Baseball's last nine-game Fall Classic...Waite Hoyt went 2-1 despite not allowing an earned run in 27.0IP (18H, 11BB) over three starts...is tied with Christy Mathewson (1905) for the most IP without allowing an ER in a single World Series...lost, 1-0, in the Game 8 clincher, tossing a complete game and allowing an unearned run in the first inning...Carl Mays went 1-2 with a 1.73 ERA (26.0IP, 5ER) in his three starts, setting a still-standing record for most innings pitched in a single postseason without allowing a walk...Babe Ruth hit the first of his 15 career World Series home runs in a losing effort in Game 4.

New York Yankees (AL) 3
New York Giants (NL) 5



Babe Ruth hit the first of his 15 career World Series home runs in Game 4 of the 1921 World Series.

1922 WORLD SERIES

The Yankees went 0-4-1 against the Giants, marking just one of three times in 40 World Series appearances that the Yankees have been held without a win (were swept in 1963 vs. Los Angeles and 1976 vs. Cincinnati)...hit just .203 as a team...Game 2 marked the Yankees' only tie in 225 overall World Series games (134-90-1).

New York Yankees (AL) 0
New York Giants (NL) 4

1923 WORLD SERIES

Won the first World Series in franchise history in the inaugural season of the original Yankee Stadium...their Game 2 win snapped a nine-game World Series winless streak dating to 1921 (0-8-1)...scored five runs in the eighth inning of the Game 6 clincher to win, 6-4...Babe Ruth and Bob Meusel led the Yankees in HR (3) and RBI (8), respectively.

New York Giants (NL) 2
New York Yankees (AL) 4

1926 WORLD SERIES

The Series is most remembered for Game 7, which featured Pete Alexander's bases-loaded, seventh-inning strikeout of Tony Lazzeri, and Babe Ruth making the final out of the series attempting to steal second base with the Yankees down, 3-2, in the ninth...Ruth became the first player to hit 3HR in a single World Series game (Game 4 at St. Louis) and the first to hit 4HR over an entire World Series.

St. Louis Cardinals (NL) 4
New York Yankees (AL) 3

1927 WORLD SERIES

The Murderers' Row Yankees became the first AL team to sweep a World Series...Babe Ruth had a Series-high 7RBI and his 2HR were the only homers of the Series...Herb Pennock was perfect through his first 22 batters of Game 3 before a Pie Traynor single...the Yankees completed the sweep on a ninth-inning wild pitch from Pirates pitcher Johnny Miljus in Game 4...marked the first of eight consecutive winning World Series appearances for the franchise (1927-28, 32, '36-39, '41).

New York Yankees (AL) 4
Pittsburgh Pirates (NL) 0

1928 WORLD SERIES

The Yankees' win marked their first back-to-back titles...was the sixth and last Series for manager Miller Huggins, who died during the 1929 season...used only three pitchers in the entire Series as each earned complete-game wins (Waite Hoyt in Games 1 and 4; George Pipgras in Game 2 and Tom Zachary in Game 3)...Lou Gehrig led the Yankees with 4HR and 9RBI...Babe Ruth tied his own record with 3HR in Game 4 at St. Louis.

St. Louis Cardinals (NL) 0
New York Yankees (AL) 4

1932 WORLD SERIES

The Yankees swept the Cubs to run their World Series winning streak to 12 games...was the first of Manager Joe McCarthy's eight Series appearances and seven titles with the club...Babe Ruth hit his "called shot" off Cubs pitcher Charlie Root in the fifth inning of Game 3...he and Gehrig each hit 2HR in the game...the Yankees outscored the Cubs, 37-19, in the Series...Gehrig batted .529 (9-for-17) with 9R, 3HR and 8RBI...was Ruth's last World Series with the Yankees.

Chicago Cubs (NL) 0
New York Yankees (AL) 4

1936 WORLD SERIES

The Yankees' victory was the first of four consecutive titles...had their 12-game World Series winning streak snapped with a Game 1 loss...the Yankees' 18-4 Game 2 win still marks the most runs scored by one team in a World Series game...Bill Dickey and Tony Lazzeri (grand slam) each had 5RBI in the game...rookie Joe DiMaggio batted .346 (9-for-26) with 3RBI in the Series.

New York Yankees (AL) 4
New York Giants (NL) 2



1937 WORLD SERIES

The Yankees defeated the Giants for the second year in a row...Yankees pitchers posted a 2.45 ERA (44.0IP, 12ER) in the Series...Lefty Gomez recorded complete-game wins in Game 1 and in the Game 5 clincher...George Selkirk led the Yankees with 5R and 6RBI.

New York Giants (NL)	1
New York Yankees (AL)	4

1938 WORLD SERIES

The Yankees ran their all-time World Series mark vs. the Cubs to 8-0...became the first team to win three consecutive Series...middle infielders Joe Gordon and Frank Crosetti each drove in a team-high 6R in the series...used just four pitchers, who sported a 1.75 combined ERA (36.0IP, 7ER)...Red Ruffing recorded complete-game wins in Game 1 and 4, compiling a 1.50 ERA in the Series (18.0IP, 3ER).

New York Yankees (AL)	4
Chicago Cubs (NL)	0



Fans leave Yankee Stadium following the team's 5-2 win in Game 3 of the 1938 World Series vs. Chicago.

1939 WORLD SERIES

The Yankees won the last of four consecutive World Series with their second straight sweep...were led by Charlie Keller, who batted .438 (7-for-16) with 8R, 3HR and 6RBI...the Yankees hit just .206 (27-for-131) as a team...Yankees pitching compiled a 1.22 ERA, holding the Reds to just four extra-base hits (0HR) in the Series...Game 4 was won in the 10th inning on Joe DiMaggio's single with Charlie Keller on first and Frank Crosetti on third...after the Cincinnati RF misplayed the ball, Keller successfully scored from first, crashing into Reds catcher Ernie Lombardi and dazing him long enough for DiMaggio to score in a play since known as "Lombardi's Snooze."

Cincinnati Reds (NL)	0
New York Yankees (AL)	4

1941 WORLD SERIES

Marked the first World Series meeting between the Yankees and Dodgers...Game 4 featured the famous passed ball by Dodgers catcher Mickey Owen, which would have been the final out of the game and evened the Series at 2-2...the Yankees went on to score 4R with two out in the ninth to win, 7-4, at Ebbets Field...in the Game 5 clincher, Tiny Bonham tossed a complete game (1ER, 5H) and Tommy Henrich hit a solo homer...Joe Gordon (.500, 1HR, 5RBI) and Charlie Keller (.389, 5RBI) paced Yankees hitters...capped a run of 32 wins in 36 World Series games dating to 1927.

Brooklyn Dodgers (NL)	1
New York Yankees (AL)	4

1942 WORLD SERIES

The Yankees won Game 1 behind Red Ruffing but lost the next four games...marked the Yankees' first losing World Series since falling in seven games to the Cardinals in 1926...Joe DiMaggio went 7-for-21 (.333) and Phil Rizzuto went 8-for-21 (.381), while Charlie Keller led the Yankees with 2HR and 5RBI.

New York Yankees (AL)	1
St. Louis Cardinals (NL)	4

1943 WORLD SERIES

The Yankees reversed the prior year's result, winning in five games...Spud Chandler was dominant, allowing just 1ER over 18.0IP for complete-game wins in Games 1 and 5...Bill Dickey's two-run homer in the Game 5 clincher marked the only runs of the game...Yankees Joe DiMaggio, Tommy Henrich, Phil Rizzuto, George Selkirk, Red Ruffing and Buddy Hassett were all serving in the military and did not appear in the Series...marked the seventh and final World Series title in eight appearances under manager Joe McCarthy.

St. Louis Cardinals (NL)	1
New York Yankees (AL)	4

1947 WORLD SERIES

The Yankees were piloted by Bucky Harris in his only World Series managing the team...in Game 4, Yankees pitcher Bill Bevens lost both his no-hit bid and the game with two outs in the bottom of the ninth as pinch-hitter Cookie Lavagetto doubled home two runs for a 3-2 Brooklyn win...Spec Shea recorded two wins and Johnny Lindell batted .500 (9-for-18) with 7RBI.

Brooklyn Dodgers (NL)	3
New York Yankees (AL)	4

1949 WORLD SERIES

Marked the first of five straight World Series championships...was the first of 10 World Series appearances in a 12-year stretch under manager Casey Stengel (won seven)...Allie Reynolds allowed just 2H, winning Game 1, 1-0, over Don Newcombe on Tommy Henrich's leadoff homer in the bottom of the ninth...also pitched 3.1 scoreless innings to close out Game 4...Commissioner Happy Chandler ordered lights turned on during Game 5, marking the first time a World Series game was finished under electric light.

Brooklyn Dodgers (NL)	1
New York Yankees (AL)	4



Manager Casey Stengel led the Yankees to a record five consecutive World Series titles from 1949-53.



1950 WORLD SERIES

Yankees pitchers allowed just 5R (3ER) all Series, tallying a 0.73 combined ERA in 37.0IP...each of the first three games was decided by one run, including a 1-0 victory behind Vic Raschi in Game 1 and a 2-1, 10-inning win behind Allie Reynolds in Game 2...Whitney Ford earned the first of his record 10 career World Series wins in the Game 4 clincher as Reynolds came out of the bullpen to strike out the final batter of the game with two runners on base.

New York Yankees (AL) 4
Philadelphia Phillies (NL) 0

1951 WORLD SERIES

The Yankees defeated the Giants in Joe DiMaggio's final World Series...Willie Mays and Mickey Mantle made their Series debuts, both in their rookie seasons...in Game 2, Mantle seriously injured his right knee after getting his cleat caught in a drainpipe, ending his Series...Ed Lopat allowed just 1ER in 18.0IP, notching wins in Games 2 and 5.

New York Giants (NL) 2
New York Yankees (AL) 4

1952 WORLD SERIES

Led by Mickey Mantle (.345, 5R, 2HR), Johnny Mize (.400, 3HR, 6RBI) and Gene Woodling (.348), the Yankees won in seven games...Allie Reynolds and Vic Raschi each recorded a pair of victories...the Yankees slugged 10HR in the Series...in Game 7, second baseman Billy Martin made a running catch on a two-out, seventh-inning, based-loaded pop-up from Jackie Robinson to preserve the Yankees' lead.

New York Yankees (AL) 4
Brooklyn Dodgers (NL) 3



Billy Martin makes a game-saving catch on a two-out, seventh-inning, based-loaded pop-up from Jackie Robinson to preserve the win in Game 7 of the 1952 World Series.

1953 WORLD SERIES

The Yankees won their all-time record fifth consecutive title...Billy Martin batted .500 (12-for-24) with 2HR and 8RBI...still shares the all-time mark for hits in a six-game World Series...Mickey Mantle won Game 2 with a two-run homer in the eighth inning...added a grand slam in the Game 5 win...Martin drove in the winning run in the Game 6 clincher with a single in the bottom of the ninth.

Brooklyn Dodgers (NL) 2
New York Yankees (AL) 4

1955 WORLD SERIES

Marked the Yankees' first Series loss to the Dodgers after five successive wins (1941, '47, '49, '52, '53)...is the only time the Dodgers triumphed over the Yankees before relocating to Los Angeles in 1958...Brooklyn's Johnny Podres tossed an eight-hit, 2-0, shutout in the Game 7 clincher at Yankee Stadium...with two on and no outs in the sixth, Yogi Berra's slicing line drive was famously caught by Brooklyn's Sandy Amoros, who then threw the ball back to the infield to double off Gil McDougald, preventing a potential rally.

Brooklyn Dodgers (NL) 4
New York Yankees (AL) 3

1956 WORLD SERIES

The Yankees lost the first two games in Brooklyn, then came back to win in seven...was highlighted by Don Larsen's Game 5 perfect game caught by Yogi Berra, the only individual no-hitter in World Series history...Larsen didn't know he was pitching until he got to the park that day...had lasted only 1.2 innings in his Game 2 start, (4R, 0ER, 1H, 4BB)...Berra led the Yankees with a .360 (9-for-25) batting average, 3HR and a then-record 10 RBI...the Yankees hit 12HR, which was the most by a team in a single series until San Francisco hit 14HR in 2002.

New York Yankees (AL) 4
Brooklyn Dodgers (NL) 3

1957 WORLD SERIES

The Yankees dropped their second seven-game World Series in three years in their first-ever meeting against Milwaukee...the Braves' Lew Burdette won Games 2, 5 and 7, the latter two on seven-hit shutouts...second baseman Jerry Coleman batted .364 (8-for-22) with 2 doubles and 2RBI in a losing effort.

Milwaukee Braves (NL) 4
New York Yankees (AL) 3

1958 WORLD SERIES

The Yankees came back from two-games-to-none and three-games-to-one deficits to win in seven...after getting bombed for 4ER in just 0.1IP in his Game 2 start, Yankees pitcher Bob Turley tossed a five-hit shutout in Game 5 and also got the final out in Game 6 after entering the contest with two on and a one-run lead in the 10th...Turley also earned the victory in Game 7 with 6.2 innings (1ER) in relief of Don Larsen...winning the title gave the Yankees a World Series championship over each of the eight modern NL teams (since 1900)...Hank Bauer batted .323 (10-for-31) with 4HR, making him just one of four Yankees in franchise history to hit four-or-more homers in a single Series (also Ruth 4HR in 1926; Gehrig 4HR in 1928; and Reggie Jackson 5HR in 1977)...was held hitless in Game 4, snapping an all-time Major League-best 17-game World Series hitting streak.

New York Yankees (AL) 4
Milwaukee Braves (NL) 3



1960 WORLD SERIES

Despite outscoring Pittsburgh, 55-27, and setting still-standing World Series marks for runs scored and team batting average (.338), the Yankees lost the decisive Game 7, 10-9, on Bill Mazeroski's ninth-inning "walk-off" homer off Ralph Terry...marked Casey Stengel's final game as Yankees manager...Bobby Richardson batted .367 (11-for-30) and recorded a still-standing record 12 RBI, becoming the only player in Baseball history to win the World Series MVP Award on a losing team...Whitey Ford tossed complete game shutouts in Games 3 and 6, allowing just 11H and 2BB in 18.0 Series IP.

New York Yankees (AL)	3
Pittsburgh Pirates (NL)	4



Bobby Richardson [crossing home plate] drove in an all-time record 12 runs in the 1960 Fall Classic, becoming the only player to win World Series MVP honors on a losing team.

1961 WORLD SERIES

With the Series tied 1-1, the Yankees won Game 3 on a game-tying solo homer by Johnny Blanchard in the eighth and Roger Maris' game-winning solo shot in the ninth...outscored Cincinnati 20-5 in the final two games...Manager Ralph Houk became the third Yankees skipper to win the World Series in his first season managing the club...Hector Lopez led the Yankees with 7 RBI in just 9 AB...Whitey Ford pitched 14.0 scoreless innings, notching wins in Games 1 and 4.

Cincinnati Reds (NL)	1
New York Yankees (AL)	4

1962 WORLD SERIES

The Yankees clinched a tight seven-game Series on a 1-0, four-hit, Game 7 shutout from Ralph Terry...scored their only run on Tony Kubek's fifth-inning double-play ground out...the Giants' Willie McCovey lined out to second baseman Bobby Richardson for the final out of the Series...Terry allowed just 17H and 5ER in 25.0 Series IP, taking home the MVP Award...the teams combined for just 41 total runs in a Series that stretched over 13 days due to rainouts.

New York Yankees (AL)	4
San Francisco Giants (NL)	3

1963 WORLD SERIES

The Yankees were swept despite allowing just 12 overall runs, marking just one of two four-game Series exits in franchise history (also 1976 vs. Cincinnati)...scored just four runs and batted .171 over the four games, marking the third and fifth-lowest all-time totals, respectively, by any team in a World Series.

Los Angeles Dodgers (NL)	4
New York Yankees (AL)	0

1964 WORLD SERIES

The Yankees' seven-game loss marked Mickey Mantle's final World Series...batted .333 (8-for-24) with 3HR, giving him a record 18 World Series HR for his career...Jim Bouton won both of his starts, allowing just 3ER in 17.1 IP...Bobby Richardson batted .406 (13-for-32), setting an all-time record for hits in a Series (since tied by Lou Brock in 1968 and Marty Barrett in 1986).

New York Yankees (AL)	3
St. Louis Cardinals (NL)	4

1976 CHAMPIONSHIP SERIES

Chris Chambliss batted .524 (11-for-21) with 2HR and 8RBI, including the Series-winning "walk-off" home run off the Royals' Mark Littell in Game 5.

Kansas City Royals (AL)	2
New York Yankees (AL)	3

1976 WORLD SERIES

Marked the Yankees' first World Series appearance after a 11-year drought...was the first Series appearance under the majority ownership of George M. Steinbrenner...also was the club's first Series following the 1974-75 remodeling of the original Yankee Stadium...was the second and last time the Yankees have been swept in a Series...Thurman Munson led the Yankees, batting .529 (9-for-17) with 2R and 2RBI.

New York Yankees (AL)	0
Cincinnati Reds (NL)	4

1977 CHAMPIONSHIP SERIES

Sparky Lyle appeared in four of the five games and recorded wins in relief in Game 4 (5.1IP, 2H, 0R, 0BB, 1K) and Game 5 (1.1IP, 1H, 0R, 1K)...the Yankees scored 1R in the eighth and 3R in the ninth to win the Game 5 clincher, 5-3.

New York Yankees (AL)	3
Kansas City Royals (AL)	2

1977 WORLD SERIES

The Yankees snapped a 14-season championship drought, defeating the Dodgers in six games...in the Game 6 clincher, Reggie Jackson joined Babe Ruth (twice, 1926 Game 4 and 1928 Game 4) as the only players to hit 3HR in a single World Series game (since matched by Albert Pujols-2011 Game 3; and Pablo Sandoval-2012 Game 1)...batted .450 (9-for-20) with 10R (tied for most all time), 5HR (tied for most all time) and 8RBI, taking home the Series MVP...Mike Torrez won both of his starts, tossing complete-game wins in Games 3 and 6.

Los Angeles Dodgers (NL)	2
New York Yankees (AL)	4



1978 CHAMPIONSHIP SERIES

Reggie Jackson led the Yankees in batting .462 (6-for-13), HR (2) and RBI (6)...Ron Guidry (8.0IP, 1ER) and Goose Gossage (1.0IP, 0ER) pitched the Yankees to a Game 4 win.

Kansas City Royals (AL)	1
New York Yankees (AL)	3

1978 WORLD SERIES

The Yankees defeated the Dodgers for the second consecutive year, 4-games-to-2...Series cemented Graig Nettles' reputation for defensive excellence...Bucky Dent won the MVP, batting .417 (10-for-24) with 7RBI...second baseman Brian Doyle, filling in for the injured Willie Randolph, batted .438 (7-for-16) with 4R...Catfish Hunter allowed just 2ER in 7.0IP in recording the win in the Game 6 clincher at Los Angeles.

New York Yankees (AL)	4
Los Angeles Dodgers (NL)	2

1980 CHAMPIONSHIP SERIES

The Yankees scored just two runs in each game, marking the first time in franchise history the Yankees had been swept in the ALCS.

Kansas City Royals (AL)	3
New York Yankees (AL)	0

1981 DIVISION SERIES

The Yankees almost squandered a two-games-to-none lead...Dave Righetti recorded two wins (one as a starter in Game 2 and one as a reliever in Game 5)...Oscar Gamble went 6-for-10 with 2HR and 4RBI in the series.

Milwaukee Brewers (AL)	2
New York Yankees (AL)	3

1981 CHAMPIONSHIP SERIES

The Yankees outscored Oakland, 20-4, in their only ALCS sweep in franchise history...Graig Nettles drove in three runs in each game, batting .500 (6-for-12) with 1HR.

New York Yankees (AL)	3
Oakland Athletics (AL)	0

1981 WORLD SERIES

After winning the first two games of the Series, the Yankees dropped the next four, falling to 8-3 in their World Series appearances vs. the Dodgers...pitcher George Frazier became the first pitcher to lose three games in a best-of-seven World Series...future general manager Bob Watson led the club with 7RBI.

Los Angeles Dodgers (NL)	4
New York Yankees (AL)	2

1995 DIVISION SERIES

The Yankees snapped a 13-year playoff drought...Don Mattingly batted .417 (10-for-24) with 1HR and 6RBI in his only career postseason series...won the first two games at home before dropping three straight in Seattle...won Game 2, 7-5, on Jim Leyritz's 15th-inning "walk-off" homer in the longest postseason game in franchise history (in terms of innings)...after throwing 135 pitches in a Game 1 win, David Cone threw 147 pitches in a Game 5 no-decision.

New York Yankees (AL)	2
Seattle Mariners (AL)	3

1996 DIVISION SERIES

The Yankees bullpen recorded wins in Games 2, 3 and 4, allowing just 1ER in 19.2IP over the series.

New York Yankees (AL)	3
Texas Rangers (AL)	1

1996 CHAMPIONSHIP SERIES

Down, 4-3, going into the bottom of the eighth inning of Game 1, the Yankees tied the score on Derek Jeter's disputed home run to right field...Bernie Williams (9-for-19) batted .474 with 6R, 2HR and 6RBI, earning ALCS MVP honors.

Baltimore Orioles (AL)	1
New York Yankees (AL)	4

1996 WORLD SERIES

The Yankees snapped a 17-year World Championship drought, coming back from a two-games-to-none deficit...Manager Joe Torre won in his first year at the helm...club came back from a 6-0 deficit in Game 4, with Jim Leyritz knotting the score at 6-6 with a three-run, eighth-inning homer...Andy Pettitte (8.1IP) outdueled John Smoltz, 1-0, in Game 5...Jimmy Key defeated Greg Maddux in the Game 6 clincher...John Wetteland saved each of the Yankees' victories, earning MVP honors.

Atlanta Braves (NL)	2
New York Yankees (AL)	4



Third baseman Charlie Hayes catches the final out of the 1996 World Series.

1997 DIVISION SERIES

The Yankees' Game 1 win featured the first-ever back-to-back-to-back postseason homers (Tim Lincecum, Derek Jeter and Paul O'Neill)...O'Neill finished the series with a .421 batting average (8-for-19), 2HR and 7RBI, including a grand slam in Game 3...Mariano Rivera suffered a blown save in Game 4, on Sandy Alomar, Jr.'s eighth-inning solo home run...would not allow another run in his next 23 postseason appearances, spanning an all-time postseason best 33.1IP.

New York Yankees (AL)	2
Cleveland Indians (AL)	3

1998 DIVISION SERIES

The Yankees outscored Texas, 9-1, in the series, behind wins from David Wells, Andy Pettitte and David Cone...outfielder Shane Spencer had 4RBI in the series, including a three-run homer in Game 3.

Texas Rangers (AL)	0
New York Yankees (AL)	3

1998 CHAMPIONSHIP SERIES

The Yankees won the final three games of the series, taking the series in six...their Game 4 win featured 7.0 scoreless IP from starter Orlando Hernández...David Wells earned series MVP honors with wins in Games 1 and 5.

Cleveland Indians (AL)	2
New York Yankees (AL)	4



Orlando Hernández recorded the first of nine career postseason wins with the Yankees in Game 4 of the 1998 ALCS vs. Cleveland.

1998 WORLD SERIES

The Yankees swept the Padres to finish with a 125-50 overall record (including the postseason), setting the all-time mark for most wins in a season...trailing, 5-2, in Game 1 at Yankee Stadium, Chuck Knoblauch's three-run HR tied the game and Tino Martinez's grand slam put the Yankees ahead in the seventh...also came back from a 3-0 deficit after six innings in Game 3 with Series MVP Scott Brosius hitting a leadoff HR in the seventh and a three-run HR in the eighth...Mariano Rivera notched three saves, marking his highest total in a single World Series.

San Diego Padres (NL)	0
New York Yankees (AL)	4

1999 DIVISION SERIES

The Yankees defeated the Rangers in the ALDS for the third time in three attempts over a four-year stretch...outscored them 14-1 in the series...in Game 1, Orlando Hernández limited Texas to 2H over 8.0 scoreless IP and Bernie Williams drove in six runs, which tied Bobby Richardson (1960 WS, Game 3), Hideki Matsui (2009 WS, Game 6) and Robinson Canó (2011 ALDS Game 1) for the most in a single postseason game in franchise history.

Texas Rangers (AL)	0
New York Yankees (AL)	3

1999 CHAMPIONSHIP SERIES

The Yankees won their first-ever postseason meeting vs. Boston...Bernie Williams won Game 1 with a 10th-inning walk-off home run...the club had a 12-game postseason winning streak snapped in a Game 3 loss...Derek Jeter led the Yankees with a .350 (7-for-20) batting average.

Boston Red Sox (AL)	1
New York Yankees (AL)	4

1999 WORLD SERIES

The Yankees recorded their second straight World Series sweep...in recording a Game 1 win, Orlando Hernández allowed just 1R on 1H in 7.0IP (10K) in Game 1...David Cone followed with 7.0 scoreless innings on 1H in Game 2...Chad Curtis hit a 10th-inning walk-off homer in Game 3...the Game 4 win extended the Yankees' World Series winning streak to 12 games.

Atlanta Braves (NL)	0
New York Yankees (AL)	4

2000 DIVISION SERIES

The Yankees dropped Game 1 of a postseason series for the first time since the 1996 World Series, snapping a winning streak of seven such games...also lost Game 4 at Yankee Stadium, snapping their home postseason winning streak at 10 games...Andy Pettitte and Mariano Rivera shut out the A's, 4-0, in Game 2...the Yankees scored 6R in the first inning of the deciding Game 5 in Oakland to provide the margin of victory in a 7-5 win.

New York Yankees (AL)	3
Oakland Athletics (AL)	2

2000 CHAMPIONSHIP SERIES

The Yankees scored 19 of their 31 total runs in the series in the seventh-inning-or-later, including three come-from-behind victories...MVP David Justice hit 2HR and had a series-best 8RBI...Bernie Williams hit .435 (10-for-23)...Roger Clemens struck out 15 batters while tossing a 1H, 2BB complete-game shutout in Game 4 at Seattle.

Seattle Mariners (AL)	2
New York Yankees (AL)	4

2000 WORLD SERIES

Marked the first "Subway Series" since the Yankees-Dodgers matchup in 1956...the Yankees were victorious in Games 1 and 5 in their last at-bat, winning on a 12th-inning single from Jose Vizcaino and a ninth-inning Luis Sojo single, respectively...Derek Jeter was named Series MVP, batting .409 (9-for-22) with 6R and 2 solo HR, including one on the first pitch of Game 4.

New York Mets (NL)	1
New York Yankees (AL)	4



2001 DIVISION SERIES

The postseason began less than a month after the attacks of 9/11...after losing Games 1 and 2, the Yankees won three straight...were held to just two hits in Game 3 at Oakland but won, 1-0, behind Mike Mussina (7.0IP), Mariano Rivera (2.0IP) and Jorge Posada's fifth-inning solo home run...the game also featured Derek Jeter's famous "Flip Play," which nailed Jeremy Giambi at the plate in the seventh.

Oakland Athletics (AL) 2
New York Yankees (AL) 3



Derek Jeter (R) makes his famous "Flip Play" relay throw to Jorge Posada in Game 3 of the 2001 ALDS at Oakland.

2001 CHAMPIONSHIP SERIES

The Yankees defeated a Seattle club that won an AL-record 116 games during the regular season...Andy Pettitte was named Series MVP, going 2-0 with a 2.51 ERA...Game 4 ended on Alfonso Soriano's two-run "walk-off" homer in the ninth...Bernie Williams homered in three consecutive games (Games 3-5).

New York Yankees (AL) 4
Seattle Mariners (AL) 1

2001 WORLD SERIES

All games were won by the home team in one of the most thrilling World Series of all time...President George W. Bush threw out the ceremonial first pitch prior Game 3 at Yankee Stadium...the Yankees came back from two-run deficits with two outs in the ninth vs. Arizona's Byung-Hyun Kim in both Games 4 and 5...Tino Martinez tied Game 4



Tino Martinez sets the stage for an improbable Yankees comeback with a game-tying, two-out, two-run, ninth-inning home run in Game 4 of the 2001 World Series.

New York Yankees (AL) 3
Arizona Diamondbacks (NL) 4

2002 DIVISION SERIES

The Yankees had their DS winning streak snapped at four, losing their first DS since 1997 vs. Cleveland...Derek Jeter batted .500 (8-for-16) with 2HR and 3RBI.

Anaheim Angels (AL) 3
New York Yankees (AL) 1

2003 DIVISION SERIES

The Yankees held Minnesota to just six runs in four games, including one run in each of Games 2, 3 and 4...Derek Jeter batted .429 (6-for-14) with 1HR.

Minnesota Twins (AL) 1
New York Yankees (AL) 3

2003 CHAMPIONSHIP SERIES

Defined by the final game, the Series was won on Aaron Boone's first pitch leadoff home run off Tim Wakefield in the bottom of the 11th inning of Game 7...in the contest, the Yankees came back from a 5-2 deficit heading into the bottom of the eighth...Mike Mussina made his first-ever relief appearance, getting a strikeout and double play with two on and no outs in the fourth to keep the Yankees in the game...tossed 3.0 scoreless IP on two days' rest...Jason Giambi hit solo homers in the fifth and seventh...the Yankees scored three runs in the eighth off Pedro Martinez to tie the game, 5-5...Mariano Rivera tossed 3.0 scoreless innings, pitching the ninth, 10th and 11th, to earn the win.

Boston Red Sox (AL) 3
New York Yankees (AL) 4



Aaron Boone wins Game 7 of the 2003 ALCS with his 11th-inning home run off Boston's Tim Wakefield.

2003 WORLD SERIES

The Yankees outscored Florida, 21-17, in defeat...Andy Pettitte allowed just 3R (1ER) in 15.2IP over two starts, including a win in Game 2 and a loss in the decisive Game 6...Bernie Williams batted .400 (10-for-25) with 5R, 2HR and 5RBI.

Florida Marlins (NL) 4
New York Yankees (AL) 2



2004 DIVISION SERIES

The Yankees defeated Minnesota in the ALDS for the second straight season...won Game 2 scoring twice in the 12th inning and Game 4 with one run in the 11th...Alex Rodriguez batted .421 (8-for-19) with 1HR and 3RBI.

Minnesota Twins (AL)	1
New York Yankees (AL)	3

2004 CHAMPIONSHIP SERIES

The Yankees became the first team in MLB postseason history to drop a series after leading 3-games-to-0...scored 19 runs in their Game 3 win, marking the most ever by one team in an ALCS game...Hideki Matsui batted .412 (14-for-34) with 6 doubles, 1 triple, 2HR and 10RBI in the series, establishing the all-time mark for extra-base hits in a postseason series.

Boston Red Sox (AL)	4
New York Yankees (AL)	3

2005 DIVISION SERIES

Mariano Rivera saved both Yankees' victories...Derek Jeter tied for the team lead in both RBI (5) and runs scored (4).

New York Yankees (AL)	2
Los Angeles Angels of Anaheim (AL)	3

2006 DIVISION SERIES

Chien-Ming Wang recorded his first career postseason win in Game 1...Derek Jeter (8-for-16) and Jorge Posada (7-for-14) combined for 15 of the team's 33 overall hits.

Detroit Tigers (AL)	3
New York Yankees (AL)	1

2007 DIVISION SERIES

The Yankees were out-hit, .315 to .228, in the series...the Yankees' 2-1, 11-inning loss in Game 2 featured the unusual postseason debut of Joba Chamberlain, who allowed the go-ahead run in the eighth on 2BB, 2WP and 1HP while "midges" descended on the pitcher's mound.

New York Yankees (AL)	1
Cleveland Indians (AL)	3

2009 DIVISION SERIES

The Yankees recorded their third all-time ALDS sweep (also 1998-99 vs. Texas) and fourth "best-of-five" series sweep (also 1981 ALCS vs. Oakland)...came back from deficits in all three games...out-homered the Twins, 6-0...Yankees starters allowed just 3ER and three extra-base hits in 19.0IP with a 1.42 ERA...Alex Rodriguez batted a team-high .455 (5-for-11) with 2HR and 6RBI.

Minnesota Twins (AL)	0
New York Yankees (AL)	3

2009 CHAMPIONSHIP SERIES

The Yankees won their 40th AL pennant...hit 8HR and drew 38BB over the six games, while holding the Majors' second-highest scoring team to an average of 3.2R/G...won Game 2 in 13 innings on a throwing error by Maicer Izturis...CC Sabathia earned ALCS MVP honors, going 2-0 with a 1.13 ERA (16.0IP, 2ER) in two starts...Alex Rodriguez batted a team-high .429 (9-for-21) with 6R, 3HR, 6RBI and 8BB.

Los Angeles Angels (AL)	2
New York Yankees (AL)	4

2009 WORLD SERIES

The Yankees won their 27th World Championship and first since 2000...Hideki Matsui (.615 BA., 3HR, 8RBI) was the unanimous World Series MVP, marking the first time a Japanese player earned the honor...had 6RBI (single, double, HR) in the Game 6 clincher, tying Bobby Richardson's (1960 Game 3) single-game World Series record, since matched by the Cardinals' Albert Pujols (2011 Game 3 at Texas) and the Cubs' Addison Russell (2016 Game 6 at Cleveland)...Andy Pettitte became the third-oldest pitcher to start and win a World Series clinching game (behind Burleigh Grimes-1931 and Eddie Plank-1913) and the first pitcher in baseball history to start and win all three clinching games of a single postseason (DS, CS, WS).

Philadelphia Phillies (NL)	2
New York Yankees (AL)	4



The Yankees are presented the 2009 World Series trophy following their 4-games-to-2 victory over Philadelphia.

2010 DIVISION SERIES

The Yankees swept Minnesota for the second straight year in the ALDS...marked their first ALDS series win after qualifying for the postseason as a Wild Card...outscored the Twins, 17-7, in the series...10 different Yankees drove in at least one run...Yankees relievers combined to allow just 1ER in 7.0IP...Phil Hughes won Game 3 with 7.0 shutout IP (4H, 1BB) in his first career postseason start.

New York Yankees (AL)	3
Minnesota Twins (AL)	0

2010 CHAMPIONSHIP SERIES

The Yankees lost a postseason series to Texas for the first time after wins in the ALDS in 1996, '98 and '99...were outscored 38-19 in the series and outhit 63-38...their 8-0 loss in Game 3 marked the worst postseason shutout loss in franchise history...Robinson Canó batted .348 (8-for-23) with 4HR and 5RBI...Curtis Granderson reached base safely in 13 of his 25PA (.520 OBP).

New York Yankees (AL)	2
Texas Rangers (AL)	4



2011 DIVISION SERIES

The Yankees dropped to 10-7 all time in Division Series, losing an ALDS for the first time since 2007...Robinson Canó set a then-Yankees ALDS record with 9RBI...marked the most RBI by a Yankee in a postseason series of five-or-fewer games since Graig Nettles had 9RBI in the 1981 ALCS vs. Oakland...also had four extra-base hits (2 doubles, 2HR)...Jorge Posada posted a .579 OBP with 5 singles, 1 triple, 4BB and 1HP in 19PA...Brett Gardner batted .412 (7-for-17) with 5RBI.

Detroit Tigers (AL)	3
New York Yankees (AL)	2

2012 DIVISION SERIES

The Yankees improved to 12-11 all time in winner-take-all postseason games, snapping a three-game losing streak in such contests with their 3-1 win in Game 5...Yankees starters went 2-1 with a 2.04 ERA (39.2IP, 9ER) over the five games and Yankees relievers allowed just 1ER in 11.1IP (0.79 ERA)...did not have a multi-run inning over the last four games...in Game 3 at Yankee Stadium, Raul Ibanez became the first player in MLB history to hit 2HR in a postseason game he didn't start, tying the game with a solo HR in the ninth and winning it with a solo HR in the 12th...CC Sabathia tossed a complete game in Game 5 (4H, 1R, 2BB, 9K).

Baltimore Orioles (AL)	2
New York Yankees (AL)	3

2012 CHAMPIONSHIP SERIES

The Yankees were swept by Detroit, falling to 0-3 all time in postseason series vs. the Tigers...did not lead at any point, marking just the second such postseason series in franchise history (also 1963 WS vs. Los Angeles, excludes WC games)...Yankees batters hit just .157 (22-for-140) and scored 6R over the four games...lost Derek Jeter to injury for the series (fractured ankle) while fielding a grounder in the 12th inn. of Game 1 loss...Ichiro Suzuki collected 4H in Game 1, marking the most by a Yankee in the postseason since Derek Jeter had 5H in 2006 ALDS Game 1 vs. Detroit.

Detroit Tigers (AL)	4
New York Yankees (AL)	0

2015 WILD CARD GAME

The Yankees played in their first-ever Wild Card Game and first-ever postseason game against Houston, falling, 3-0, at home...Masahiro Tanaka made his first career postseason start and took the loss, allowing 2ER on two solo HRs in 5.0IP...Yankees batters tallied just three hits.

Houston Astros (AL)	1
New York Yankees (AL)	0

2017 WILD CARD GAME

The Yankees advanced to the ALDS with an 8-4 win vs. Minnesota...trailed, 3-0, four batters into the game, then scored in each of the first four innings for the second time in franchise postseason history (also 1977 ALCS Game 4 at Kansas City) -- credit: *Elias Sports Bureau*...Didi Gregorius hit a three-run HR in the first to tie the game at 3-3...Brett Gardner hit a solo HR in the second to give the Yankees a 4-3 lead...Aaron Judge hit a two-run HR in the fourth...Luis Severino (0.1IP, 4H, 3ER, 1BB, 0K, 2HR) made his franchise debut and matched the shortest start by a Yankees pitcher in postseason history...Yankees relievers tossed 8.2IP, allowing just 1ER (5H, 3BB, 13K).

Minnesota Twins (AL)	0
New York Yankees (AL)	1

2017 DIVISION SERIES

The Yankees came back from a two-games-to-none deficit to win in the decisive Game 5 at Cleveland, 5-2...was the 10th time in postseason history that a team won a best-of-five series after losing the first two games (second time by the Yankees, also 2001 ALDS vs. Oakland)...Didi Gregorius (3-for-4, 3RBI) homered twice off 2017 AL Cy Young Award winner Corey Kluber in the Game 5 clincher...won Game 3 at Yankee Stadium with 7.0 scoreless IP (3H, 1BB, 7K) from Masahiro Tanaka and a seventh-inning solo HR from Greg Bird, who joined Jorge Posada (2001 ALDS Game 3 at Oakland, fifth inn.) and Tommy Henrich (1949 WS Game 1 vs. Brooklyn, ninth inn.) as the only Yankees to homer in a 1-0 postseason win...Aroldis Chapman tossed 5.2 scoreless IP (4H, 2BB, 10K) over three appearances, notching saves in Games 3 and 5...Yankees pitchers held Cleveland hitters to a .171 BA with 61K over the five games.

New York Yankees (AL)	3
Cleveland Indians (AL)	2

2017 CHAMPIONSHIP SERIES

The Yankees fell in a seven-game ALCS in which every game was won by the home team...outscored Houston 22-20 over the series but tallied just three total runs in their four losses at Minute Maid Park...prior to their Game 7 loss, had won four elimination games in the 2017 postseason...Aaron Judge led both clubs with 3HR and 7RBI...Chase Headley had a series-best .389 (7-for-18) batting average and Greg Bird led both clubs with a .464 OBP, reaching base safely 13 times (2 singles, 2 doubles, 1HR, 8BB)...Yankees starting pitchers tallied a 2.00 ERA (8ER, 36.0IP) in the series, marking the second-best starters' ERA for a club in a seven-game postseason series since 1992 (Arizona, 1.43 starters ERA in the 2001 WS).

New York Yankees (AL)	3
Houston Astros (AL)	4

2018 WILD CARD GAME

The Yankees won the AL Wild Card Game for the second straight year, defeating Oakland, 7-2...became the first team to win consecutive Wild Card Games...Luis Severino (4.0IP, 2H, 0R, 4BB, 7K) took a no-decision in his fifth career postseason start...did not allow a hit until the fifth...Aaron Judge (2-for-3, double, BB) hit a two-run HR in the first...Giancarlo Stanton (1-for-3, 1BB, 1SB) homered to lead off the eighth...Luke Voit (1-for-4, 1R) hit a two-run triple in the sixth inning of his postseason debut...Dellin Betances (2.0IP, 3K) retired all 6BF to earn the win.

Oakland Athletics (AL)	0
New York Yankees (AL)	1

2018 DIVISION SERIES

The Yankees lost the ALDS in four games, falling to 2-2 in all-time postseason series against Boston...Aaron Judge led the Yankees with 4R scored, 6H and a .375/.444/.750 slash line...also tied for the team lead with 2HR...Masahiro Tanaka allowed 1ER in 5.0IP in earning the Yankees' lone victory in Game 2 at Boston...Gary Sánchez had 2HR and 4RBI in Game 2, becoming the second catcher in franchise history with a multi-HR postseason game and joining Yogi Berra (1956 Game 7 win at Brooklyn)...in their 16-1 Game 3 loss at Yankee Stadium, set a franchise record for runs allowed and margin of defeat in a postseason game.

New York Yankees (AL)	1
Boston Red Sox (AL)	3



2019 DIVISION SERIES

The Yankees swept Minnesota in the ALDS, becoming the first team in baseball history to sweep a 100-win team in the DS...outscored the Twins, 23-7, after the Twins averaged 5.8R/G in the regular season and hit an all-time record 307HR...in Game 1, DJ LeMahieu joined Bobby Abreu (2006 ALDS Game 1 vs. Detroit) as the second player in franchise history to record at least 4RBI in his first postseason game with the club...Didi Gregorius led both clubs with 6RBI, including a third-inning grand slam in Game 2, becoming the first shortstop in franchise history to hit a postseason slam...Gleyber Torres batted .417 (5-for-12) with 3 doubles, 1HR and 4RBI in the series.

Minnesota Twins (AL)	0
New York Yankees (AL)	3

2019 CHAMPIONSHIP SERIES

The Yankees lost the ALCS in six games, falling to 0-3 in all-time postseason series against the Astros (also lost the 2017 ALCS and 2015 WC)...Gleyber Torres recorded 5RBI in a 7-0 Game 1 road win...DJ LeMahieu led the Yankees with a .346 (9-for-26) BA and .414 OBP, hitting a leadoff home run in Game 5 off Justin Verlander...Aaron Hicks provided the margin of victory in Game 5 with a three-run, first-inning HR in a 4-1 win to stave off elimination...in Game 6 at Houston, DJ LeMahieu hit a game-tying, two-run HR off Roberto Osuna with one out in the ninth...the Yankees lost the series in the bottom half of the inning on a two-out, two-run "walk-off" HR by Jose Altuve off Aroldis Chapman.

New York Yankees (AL)	2
Houston Astros (AL)	4

2020 WILD CARD SERIES

The Yankees defeated the Indians in two straight games on the road to win the best-of-three Wild Card Series...Gerrit Cole made his Yankees postseason debut in the Yankees' 12-3 win in Game 1, earning the victory while notching 13K (7.0IP, 2ER) and besting 2020 Cy Young winner Shane Bieber (.42IP, 7ER)...Game 2 lasted 4:50, marking the longest regular season or postseason nine-inning game in MLB history...the Yankees scored 2R in the top of the ninth to win, 10-9...Gio Urshela hit a go-ahead grand slam in the fourth...Gary Sánchez broke a 6-6 tie with a two-run HR in sixth and had a game-tying SF in the ninth...DJ LeMahieu hit the series-clinching RBI single in the ninth...Gleyber Torres reached base in 8-of-10 PA (5H, 3BB) in the series...Giancarlo Stanton homered in both games.

New York Yankees (AL)	2
Cleveland Indians (AL)	0

2020 DIVISION SERIES

The Yankees fell, 3-2, to Tampa Bay, who finished 2020 with the AL's best record...the entirety of the series was played without fans at San Diego's Petco Park due to MLB mandated COVID-safety measures...outscored the Rays, 24-21, and held them to a .202 BA...Giancarlo Stanton homered in each of the first three games of the series after homering in each of the two Wild Card games, becoming the first Yankee to homer in five straight postseason games in franchise history...batted .316 with 4HR and 10RBI in the ALDS...Aaron Hicks batted .389 (7-for-18) with a .455 OBP...lost the winner-take-all Game 5, 2-1, on a tie-breaking solo HR in the bottom of the eighth (Mike Brosseau off Aroldis Chapman).

New York Yankees (AL)	2
Tampa Bay Rays (AL)	3

2021 WILD CARD GAME

After clinching a berth in the postseason on the final day of the regular season, the Yankees dropped the Wild Card Game at Fenway Park, 6-2...Gerrit Cole started and took the loss, allowing 3ER in 2.0IP (4H, 2BB, 3K, 2HR) in his shortest career postseason start...Yankees batters totaled 6H, including 2XBH, and did not walk...had just one AB with a runner in scoring position (0-for-1)...scored their runs on solo HRs by Anthony Rizzo in the sixth and Giancarlo Stanton in the ninth...Stanton (3-for-4) was the only Yankee with a multi-hit game...Clay Holmes stranded two inherited runners in relief of Cole and tossed 2.0 scoreless IP (1H, 1K).

New York Yankees (AL)	0
Boston Red Sox (AL)	1

2022 DIVISION SERIES

The Yankees defeated the Guardians in five games to advance to the ALCS for the third time in six seasons...despite being outthit during the series, 44-28, the Yankees outscored the Guardians 20-14, outhomering them 9-3 and driving in 16R via homers...facing elimination in Game 4 at Cleveland, Gerrit Cole allowed 2ER over 7.0 innings (6H, 1BB, 8K) to earn his second win of the series (also won Game 1)...became just the second starting pitcher in franchise history to earn multiple wins in a single ALDS (Sabathia, 2012)...Giancarlo Stanton hit a three-run, first-inning HR in Game 5 at Yankee Stadium on the way to a 5-1 win...Aaron Judge's solo HR in Game 5 was his fourth career HR in a "winner-take-all" postseason game, the most in Major League history...Harrison Bader hit a team-high 3HR in the series, tied for the second-most by a Yankee in a single ALDS...Wandy Peralta appeared in every game of the series, becoming the first Yankees pitcher to play in all five games of an ALDS.

Cleveland Guardians (AL)	2
New York Yankees (AL)	3

2022 CHAMPIONSHIP SERIES

The Yankees were swept by Houston, falling to 0-4 in all-time postseason series against the Astros (also lost the 2019 ALCS, 2017 ALCS and 2015 WC)...dropped Games 2 & 4 by one run and Game 1 by two runs...Yankees batters tallied just 9R and 21H over the four games, batting .162, which marked the second-lowest team BA in a postseason series (excluding WC games) in franchise history (2012 ALCS vs. DET, .157)...Harrison Bader batted .400 (6-for-15) with a .471 OBP and 2HR, leading the team in all three categories...had 5HR in nine postseason games, tying for the fourth-most in franchise history in a single postseason of any length...Anthony Rizzo posted a .438 OBP and hit the Yankees' other home run in the series...also had a team-leading 4RBI.

New York Yankees (AL)	0
Houston Astros (AL)	4



2024 DIVISION SERIES

The Yankees defeated the Royals in four games to advance to the ALCS for the fourth time in eight seasons...outscored K.C. in the series, 14-12, with each game being decided by one-or-two runs...the Yankees' 6-5 Game 1 win at Yankee Stadium marked the first postseason game in Major League history to have five lead changes...were led by Giancarlo Stanton, who hit a team-best .375 (6-for-16) and paced the Yankees with 4RBI...provided the margin of victory in the Yankees' 3-2 Game 3 win at Kansas City with an eighth inning solo-HR...Gerrit Cole allowed just 1ER in 7.0IP and earned the win in the clincher...Luke Weaver notched saves in all three wins (4.1IP)...Yankees relievers allowed just one unearned run in 15.2IP.

Kansas City Royals (AL) 1

New York Yankees (AL) 3

2024 CHAMPIONSHIP SERIES

The Yankees defeated Cleveland in five games in a series in which the winning team in the final three games provided the margin of victory in their last at-bats...were led for the second consecutive series by Giancarlo Stanton, who hit 4HR and had 7RBI, leading the Yankees in both categories in being named ALCS MVP...Juan Soto batted .368 (7-for-19) with 4BB, 3HR and 6RBI, and connected on the series-clinching home run with a three-run shot in the 10th inning of Game 5...Anthony Rizzo batted .429 (6-for-14) and Gleyber Torres hit .364 (8-for-22)...Carlos Rodón made two starts, earning the win in Game 1 and totaling a 2.53 ERA (10.2IP, 3ER, 1BB, 15K).

Cleveland Guardians (AL) 1

New York Yankees (AL) 4

2024 WORLD SERIES

The 12th all time meeting in the Fall Classic between the Yankees and Dodgers ended in a 4-games-to-1 series win for Los Angeles, despite the Yankees holding a lead in three of the five matchups...Gerrit Cole allowed just 1ER in 12.2IP over two starts in the series (Game 1 & Game 5) but did not record a decision...with a go-ahead grand slam in the third inning of Game 4, Anthony Volpe became just the ninth Yankee (and first Yankees shortstop) to hit a grand slam in a World Series game...Giancarlo Stanton was the only Yankee to hit multiple home runs in the series, launching a go-ahead, two-run home run in the sixth inning of Game 1 at Dodger Stadium and a solo home run in the third inning of Game 5 at Yankee Stadium.

New York Yankees (AL) 1

Los Angeles Dodgers (NL) 4



Postseason Awards

ALCS and World Series MVP Awards are issued by Major League Baseball in a voting process involving MLB officials and select reporters. Yankees winners are listed below.

Additionally, the New York Baseball Writers Association established its own award—the **Babe Ruth Award**—in 1949, one year after the slugger's death. From 1949 through 2006 it was given to the top player in the World Series. Since 2007, it has been awarded to the best player in the postseason (including all rounds). Former Yankees winners of the Babe Ruth Award are: Joe Page (1949), Jerry Coleman (1950), Phil Rizzuto (1951), Johnny Mize (1952), Billy Martin (1953), Don Larsen (1956), Elston Howard (1958), Whitey Ford (1961), Ralph Terry (1962), Reggie Jackson (1977), Bucky Dent (1978), Cecil Fielder (1996), Scott Brosius (1998), Mariano Rivera (1999), Derek Jeter (2000) and Alex Rodriguez (2009).

ALCS MVP (awarded in AL since 1980)

YEAR	PLAYER	AGE	POS	G	AB	R	H	2B	3B	HR	RBI	BA
1981	Graig Nettles	37	3B	3	12	2	6	2	0	1	9	.500
1996	Bernie Williams	28	CF	5	19	6	9	3	0	2	6	.474
2000	David Justice	34	LF	6	26	4	6	2	0	2	8	.231
2024	GIANCARLO STANTON	34	DH	5	18	5	4	0	0	4	7	.222

YEAR	PITCHER	AGE	POS	G	GS	IP	W	L	SV	H	R	ER	SO	BB	ERA
1998	David Wells	35	LHP	2	2	15.2	2	0	0	12	5	5	18	2	2.87
1999	Orlando Hernández	30	RHP	2	2	15.0	1	0	0	12	4	3	13	6	1.80
2001	Andy Pettitte	29	LHP	2	2	14.1	2	0	0	11	4	4	8	2	2.51
2003	Mariano Rivera	33	RHP	4	0	8.0	1	0	2	5	1	1	6	0	1.13
2009	CC Sabathia	29	LHP	2	2	16.0	2	0	0	9	2	2	12	3	1.13

WORLD SERIES MVP (awarded since 1955)

YEAR	PLAYER	AGE	POS	G	AB	R	H	2B	3B	HR	RBI	BA
1960	Bobby Richardson	25	2B	7	30	8	11	2	2	1	12	.367
1977	Reggie Jackson	31	RF	6	20	10	9	1	0	5	8	.450
1978	Bucky Dent	26	SS	6	24	3	10	1	0	0	7	.417
1998	Scott Brosius	32	3B	4	17	3	8	0	0	2	6	.471
2000	Derek Jeter	26	SS	5	22	6	9	2	1	2	2	.409
2009	Hideki Matsui	35	DH	6	13	3	8	1	0	3	8	.615

YEAR	PITCHER	AGE	POS	G	GS	IP	W	L	SV	H	R	ER	SO	BB	ERA
1956	Don Larsen	27	RHP	2	2	10.2	1	0	0	1	4	0	7	4	0.00
1958	Bob Turley	28	RHP	4	2	16.1	2	1	1	10	5	5	13	7	2.76
1961	Whitey Ford	32	LHP	2	2	14.0	2	0	0	6	0	0	7	1	0.00
1962	Ralph Terry	26	RHP	3	3	25.0	2	1	0	17	5	5	16	2	1.80
1996	John Wetteland	30	RHP	5	0	4.1	0	0	4	4	1	1	6	1	2.08
1999	Mariano Rivera	29	RHP	3	0	4.2	1	0	2	3	0	0	3	1	0.00



Prior to Game 5 of the 1958 World Series, Bob Turley [L] poses with future 1961 World Series MVP Whitey Ford. Turley earned MVP honors in the 1958 Fall Classic, going 2-1 with a 2.76 ERA in four games (two starts) against the Braves. After surrendering 4ER and lasting just 0.1IP in his Game 2 start, Turley tossed a five-hit shutout in Game 5 and also got the final out in Game 6 after entering the contest with two on and a one-run lead in the 10th. Turley also earned the win in the Yankees' Game 7 win at Milwaukee, finishing the 6-2 victory with 6.2 innings of one-run relief.

Yankees All-Time Postseason Leaders

Please note that the players' totals listed below are as a Yankee only and do not include statistics accumulated while playing for other teams. **KEY:** MLB = All-time Major League leader with the total listed; AL = All-time American League leader with the total listed; T= Tied for lead.

BATTING

Games Played (incl. pitchers)

1. Derek Jeter	MLB 158
2. Jorge Posada	125
3. Bernie Williams	121
4. Mariano Rivera	96
5. Tino Martinez	81

At-Bats

1. Derek Jeter	MLB 650
2. Bernie Williams	465
3. Jorge Posada	416
4. Tino Martinez	287
5. Paul O'Neill	270

Runs

1. Derek Jeter	MLB 111
2. Bernie Williams	83
3. Jorge Posada	53
4. Mickey Mantle	42
5. Yogi Berra	41

Hits

1. Derek Jeter	MLB 200
2. Bernie Williams	128
3. Jorge Posada	103
4. Paul O'Neill	76
5. Yogi Berra	71

Doubles

1. Derek Jeter	MLB 32
2. Bernie Williams	29
3. Jorge Posada	23
4. Hideki Matsui	15
T5. Tino Martinez	14
Paul O'Neill	14

Triples

1. Derek Jeter	MLBT 5
2. Bill Johnson	4
T3. Bauer, B. Brown, Canó, Gehrig, Martin, Meusel	3

Home Runs

1. Bernie Williams	22
2. Derek Jeter	20
T3. Mickey Mantle	18
GIANCARLO STANTON	18
5. AARON JUDGE	16

RBI

1. Bernie Williams	MLB 80
2. Derek Jeter	61
3. Jorge Posada	42
T4. Mickey Mantle	40
GIANCARLO STANTON	40

Walks

1. Bernie Williams	AL 71
2. Jorge Posada	70
3. Derek Jeter	66
4. Mickey Mantle	43
T5. AARON JUDGE	36
Alex Rodriguez	36

Batting Average (min. 75PA)

1. Lou Gehrig	.361 (43-for-119)
2. Thurman Munson	.357 (46-for-129)
3. Babe Ruth	.347 (41-for-118)
4. Billy Martin	.333 (33-for-99)
5. Reggie Jackson	.328 (39-for-119)

On-Base Percentage (min. 75PA)

1. Babe Ruth	.497
2. Lou Gehrig	MLB .483
3. Gene Woodling	.442
4. Anthony Rizzo	.418
5. Reggie Jackson	.417

Slugging Percentage (min. 75PA)

1. Babe Ruth	.788
2. Lou Gehrig	.731
3. Reggie Jackson	.672
4. GIANCARLO STANTON	.662
5. Charlie Keller	.611

Stolen Bases

1. Derek Jeter	18
T2. Phil Rizzuto	10
Alfonso Soriano	10
4. Bernie Williams	8
5. Alex Rodriguez	7

Hitting Streak

T1. Jeter (10/13/98-10/27/99)	MLBT 17
Bauer (10/3/56-10/4/58)	MLBT 17
T3. DJLEMAHIEU (10/12/19-10/8/20)	12
B. Williams (10/16/03-10/12/04)	12
Jeter (10/11/00-10/11/01)	12

PITCHING

Games

1. Mariano Rivera	MLB 96
2. Jeff Nelson	44
3. Andy Pettitte	40
4. Mike Stanton	31
5. David Robertson	30

Games Started

1. Andy Pettitte	AL 40
2. Whitey Ford	22
T3. CC Sabathia	18
Roger Clemens	18
5. Mike Mussina	15

Innings Pitched

1. Andy Pettitte	AL 251.1
2. Whitey Ford	146.0
3. Mariano Rivera	141.0
4. CC Sabathia	105.1
5. Roger Clemens	102.1

Wins

1. Andy Pettitte	AL 18
2. Whitey Ford	10
3. Orlando Hernández	9
T4. Mariano Rivera	8
CC Sabathia	8

Losses

1. Andy Pettitte	10
2. Whitey Ford	8
3. Mike Mussina	7
T4. Roger Clemens, Ed Figueroa, Phil Hughes, Catfish Hunter, CC Sabathia, Luis Severino, Masahiro Tanaka, Ralph Terry	4

Strikeouts

1. Andy Pettitte	167
2. Mariano Rivera	110
3. Orlando Hernández	101
4. Roger Clemens	99
5. CC Sabathia	97

ERA (min. 40.0IP)

1. Mariano Rivera	MLB 0.70
2. Waite Hoyt	1.62
3. Herb Pennock	2.06
4. Vic Raschi	2.24
5. Eddie Lopat	2.60

Saves (official stat since 1969)

1. Mariano Rivera	MLB 42
T2. Goose Gossage	7
John Wetteland	7
4. Aroldis Chapman	6
T5. LUKE WEAVER	4

Shutouts

1. Whitey Ford	AL 3
2. Allie Reynolds	2
T3. Chandler, Clemens, Hoyt, Kucks, Larsen, Mays, Pearson, Raschi, Terry, Turley	1

Complete Games

1. Red Ruffing	8
2. Whitey Ford	7
3. Waite Hoyt	6
4. Allie Reynolds	5
T5. Lefty Gomez	4
Herb Pennock	4

Scoreless Innings Streak

Mariano Rivera holds the all-time MLB record, 33.1IP (9/29/98-10/17/00).



Yankees All-Time World Series Leaders

Please note that the players' totals listed below are as a Yankee only and do not include statistics accumulated while playing for other teams. KEY: MLB = All-time Major League leader with the total listed; AL = All-time American League leader with the total listed; T= Tied for lead.

BATTING

Games Played

1. Yogi Berra	MLB 75
2. Mickey Mantle	65
T3. Hank Bauer	53
Gil McDougald	53
5. Phil Rizzuto	52

At-Bats

1. Yogi Berra	MLB 259
2. Mickey Mantle	230
3. Joe DiMaggio	199
4. Gil McDougald	190
5. Hank Bauer	188

Runs

1. Mickey Mantle	MLB 42
2. Yogi Berra	41
3. Babe Ruth	37
4. Derek Jeter	32
5. Lou Gehrig	30

Hits

1. Yogi Berra	MLB 71
2. Mickey Mantle	59
3. Joe DiMaggio	54
4. Derek Jeter	50
5. Hank Bauer	46

Doubles

1. Yogi Berra	MLB 10
2. Derek Jeter	9
3. Lou Gehrig	8
4. Elston Howard	7
T5. Seven players tied	6

Triples

1. Bill Johnson	MLB 4
T2. Bauer, B. Brown, Gehrig, Martin, Meusel	3

Home Runs

1. Mickey Mantle	MLB 18
2. Babe Ruth	15
3. Yogi Berra	12
4. Lou Gehrig	10
T5. Joe DiMaggio	8
Reggie Jackson	8

RBI (official stat since 1920)

1. Mickey Mantle	MLB 40
2. Yogi Berra	39
3. Lou Gehrig	35
T4. Joe DiMaggio	30
Babe Ruth	30

Walks

1. Mickey Mantle	MLB 43
2. Babe Ruth	33
3. Yogi Berra	32
4. Phil Rizzuto	30
5. Lou Gehrig	26

Batting Average (min. 40PA)

1. B. Brown	.439 (18-for-41)
2. R. Jackson	.400 (22-for-55)
3. Hideki Matsui	.389 (14-for-36)
4. T. Munson	.373 (25-for-67)
5. Lou Gehrig	.361 (43-for-119)

On-Base Percentage (min. 40PA)

T1. Bobby Brown	.500
Reggie Jackson	.500
3. Babe Ruth	.497
4. Lou Gehrig	.483
5. Hideki Matsui	.463

Slugging Percentage (min. 40PA)

1. Reggie Jackson	.891
2. Babe Ruth	.788
3. Hideki Matsui	.750
4. Lou Gehrig	.731
5. Bobby Brown	.707

Stolen Bases

1. Phil Rizzuto	10
2. Bob Meusel	5
T3. JAZZ CHISHOLM JR.	4
Derek Jeter	4
Babe Ruth	4

Hitting Streak

1. H. Bauer (10/3/56-10/4/58)	MLB 17
2. D. Jeter (10/26/96-10/26/00)	14
3. R. Jackson (10/14/77-10/25/81)	12
T4. B. Martin (10/1/55-10/10/56)	11
Y. Berra (10/2/53-10/4/55)	11

PITCHING

Games

1. Mariano Rivera	MLB 24
2. Whitey Ford	22
3. Jeff Nelson	16
T4. Allie Reynolds	15
Bob Turley	15

Games Started

1. Whitey Ford	MLB 22
2. Andy Pettitte	12
T3. Waite Hoyt	10
Red Ruffing	10
5. Allie Reynolds	9

Innings Pitched

1. Whitey Ford	MLB 146.0
2. Red Ruffing	85.2
3. Waite Hoyt	77.2
4. Allie Reynolds	77.1
5. Andy Pettitte	71.2

Wins

1. Whitey Ford	MLB 10
T2. Allie Reynolds	7
Red Ruffing	7
T4. Lefty Gomez	6
Waite Hoyt	6

Losses

1. Whitey Ford	MLB 8
2. Andy Pettitte	4
Ralph Terry	4
T4. Bush, Frazier, Hoyt, Hunter, Mays, Raschi, Turley	3

Strikeouts

1. Whitey Ford	MLB 94
2. Allie Reynolds	62
3. Red Ruffing	61
4. Andy Pettitte	52
5. Waite Hoyt	48

ERA (min. 25.0IP)

1. Mariano Rivera	0.99
2. Monte Pearson	1.01
3. Roger Clemens	1.50
4. Spud Chandler	1.62
5. Waite Hoyt	1.62

Saves (official stat since 1969)

1. Mariano Rivera	MLB 11
2. John Wetteland	4
3. Goose Gossage	2

Shutouts

1. Whitey Ford	AL 3
2. Allie Reynolds	2
T3. Chandler, Hoyt, Kucks, Larsen, Mays, Pearson, Raschi, Terry, Turley	1

Complete Games

1. Red Ruffing	8
2. Whitey Ford	7
3. Waite Hoyt	6
4. Allie Reynolds	5
T5. Lefty Gomez	4
Herb Pennock	4

Scoreless Innings Streak

Whitey Ford holds the all-time MLB record, 33.0IP (10/8/60-10/4/62).



Yankees All-Time League Championship Series Leaders

Please note that the players' totals listed below are as a Yankee only and do not include statistics accumulated while playing for other teams. KEY: MLB = All-time Major League leader with the total listed; AL = All-time American League leader with the total listed; T= Tied for lead. The Divisional Play and the LCS began in 1969.

BATTING

Games Played (incl. pitchers)

1. Derek Jeter	MLB 54
2. Jorge Posada	45
3. Bernie Williams	41
4. Mariano Rivera	33
5. Brett Gardner	28

At-Bats

1. Derek Jeter	MLB 226
2. Bernie Williams	162
3. Jorge Posada	147
4. Tino Martinez	105
5. Paul O'Neill	89

Runs

1. Derek Jeter	32
2. Bernie Williams	31
3. Jorge Posada	21
4. Alex Rodriguez	18
5. Tino Martinez	15

Hits

1. Derek Jeter	AL 58
2. Bernie Williams	52
3. Jorge Posada	33
4. Hideki Matsui	27
5. Paul O'Neill	26

Doubles

T1. Derek Jeter	MLBT 10
Hideki Matsui	MLBT 10
Jorge Posada	MLBT 10
Bernie Williams	MLBT 10
T5. Martinez, Rodriguez, White	6

Triples

T1. Robinson Canó	2
Derek Jeter	2
T3. Berkman, Brosius, Chambliss, Girardi, Gregorius, Matsui, Nettle, Núñez, Rivers, Sierra, Watson	1

Home Runs

1. Bernie Williams	9
2. Derek Jeter	7
3. AARON JUDGE	6
T4. Graig Nettles	5
Alex Rodriguez	5
GIANCARLO STANTON	5
T7. Canó, O'Neill, Posada, Strawberry	4

RBI

1. Bernie Williams	MLB 33
2. Derek Jeter	24
T3. Hideki Matsui	17
Graig Nettles	17
Jorge Posada	17

Walks

1. Jorge Posada	AL 32
2. Derek Jeter	29
3. Bernie Williams	25
4. Alex Rodriguez	15
5. Chuck Knoblauch	12

Batting Average (min. 40PA)

1. Rivers	.386 (22-for-57)
2. Chambliss	.340 (18-for-53)
3. Munson	.339 (21-for-62)
4. Matsui	.333 (27-for-81)
5. B. Williams	.321 (52-for-162)

On-Base Percentage (min. 40PA)

1. Roy White	.422
2. Mickey Rivers	.417
3. Bernie Williams	.413
4. Alex Rodriguez	.396
5. Hideki Matsui	.389

Slugging Percentage (min. 40PA)

1. GIANCARLO STANTON	.659
2. Graig Nettles	.557
3. Hideki Matsui	.556
4. Roy White	.553
5. Bernie Williams	.549

Stolen Bases

1. Derek Jeter	8
T2. Alfonso Soriano	4
Bernie Williams	4
4. Brett Gardner	3
T5. Chambliss, R. Jackson, JUDGE, Martinez, O'Neill, Rodriguez, Vizcaino	2

Hitting Streak

1. Jeter (10/16/04-10/22/09)	10
T2. A. Rodriguez (10/16/09-10/16/10)	8
Matsui (10/14/03-10/18/04)	8
B. Williams (10/9/96-10/9/98)	8
T5. Canó, Martinez, Jeter, Munson	7

PITCHING

Games

1. Mariano Rivera	MLB 33
2. Jeff Nelson	14
3. Andy Pettitte	13
T4. David Robertson	12
Tommy Kahnle	12

Games Started

1. Andy Pettitte	13
T2. Orlando Hernández	7
CC Sabathia	7
T4. Roger Clemens	5
Mike Mussina	5

Innings Pitched

1. Andy Pettitte	86.0
2. Mariano Rivera	48.2
3. Orlando Hernández	47.0
4. CC Sabathia	40.0
5. Mike Mussina	34.0

Wins

1. Andy Pettitte	7
T2. Orlando Hernández	4
Mariano Rivera	4
CC Sabathia	4
5. David Wells	3

Losses

1. Phil Hughes	4
2. Luis Severino	3
T3. Aroldis Chapman	2
Ed Figueroa	2
Mike Mussina	2
Denny Neagle	2
Jeff Nelson	2
Andy Pettitte	2
CC Sabathia	2
Masahiro Tanaka	2

Strikeouts

1. Andy Pettitte	51
2. Orlando Hernández	46
3. Mike Mussina	35
4. Mariano Rivera	34
5. Roger Clemens	32

ERA (min. 20.0IP)

1. Mariano Rivera	0.92
2. Masahiro Tanaka	1.88
3. David Wells	2.70
4. Orlando Hernández	3.26
5. David Cone	3.33

Saves (official stat since 1969)

1. Mariano Rivera	MLB 13
T2. Aroldis Chapman	2
Goose Gossage	2
T4. Clay, Kahnle, Lyle, Mendoza, Weaver, Wetteland	1

Shutouts

1. Roger Clemens	MLBT 1
------------------	--------

Complete Games

T1. Roger Clemens	1
Ron Guidry	1
Catfish Hunter	1
Rudy May	1



Yankees All-Time Division Series Leaders

Please note that the players' totals listed below are as a Yankee only and do not include statistics accumulated while playing for other teams. KEY: MLB = All-time Major League leader with the total listed; AL = All-time American League leader with the total listed; T= Tied for lead. The Division series was played in the strike-shortened 1981 season and every year since 1995.

BATTING

Games Played (incl. pitchers)

1. Derek Jeter	MLB 66
2. Jorge Posada	51
3. Bernie Williams	48
4. Mariano Rivera	39
5. Alex Rodriguez	32

At-Bats

1. Derek Jeter	MLB 268
2. Bernie Williams	183
3. Jorge Posada	173
4. Alex Rodriguez	119
5. Robinson Canó	117

Runs

1. Derek Jeter	MLB 47
2. Bernie Williams	36
3. Jorge Posada	25
4. Paul O'Neill	18
T5. AARON JUDGE	16
Gleyber Torres	16

Hits

1. Derek Jeter	MLB 92
2. Bernie Williams	51
3. Jorge Posada	49
T4. Robinson Canó	27
Paul O'Neill	27
Alex Rodriguez	27

Doubles

1. Bernie Williams	MLB 16
2. Derek Jeter	13
T3. Robinson Canó	8
Jorge Posada	8
5. Tino Martinez	7

Triples

T1. Curtis Granderson	2
Derek Jeter	2
T3. Robinson Canó	1
David Justice	1
Jorge Posada	1

Home Runs

1. Derek Jeter	10
2. Bernie Williams	8
3. GIANCARLO STANTON	7
T4. AARON JUDGE	6
Paul O'Neill	6

RBI

1. Bernie Williams	MLB 33
2. Derek Jeter	28
3. Robinson Canó	23
4. GIANCARLO STANTON	21
T5. Paul O'Neill	14
Jorge Posada	14
Alex Rodriguez	14

Walks

1. Bernie Williams	AL 26
2. Derek Jeter	24
3. Jorge Posada	21
T4. AARON JUDGE	18
Alex Rodriguez	18

Batting Average (min. 40PA)

1. Jeter	.343 (92-for-268)
2. Giambi	.311 (19-for-61)
3. Hicks	.311 (14-for-45)
4. Posada	.283 (49-for-173)
5. Williams	.279 (51-for-183)

On-Base Percentage (min. 40PA)

1. Jason Giambi	.440
2. Derek Jeter	.397
3. Didi Gregorius	.388
4. Aaron Hicks	.385
5. Gleyber Torres	.382

Slugging Pct. (min. 40PA)

1. GIANCARLO STANTON	.573
2. Derek Jeter	.519
3. Didi Gregorius	.512
4. Paul O'Neill	.505
5. Curtis Granderson	.500

Stolen Bases

T1. Derek Jeter	6
Gleyber Torres	6
3. Alfonso Soriano	5
4. Alex Rodriguez	4
5. Brett Gardner	3

Hitting Streak

1. Jeter (10/14/01-10/4/05)	MLB 15
2. B. Williams (10/4/02-10/7/05)	13
3. O'Neill (10/5/96-10/7/99)	11
4. Matsui (10/4/03-10/7/05)	9
T5. Torres (10/5/18-10/5/20)	8
Granderson (10/6/10-10/6/11)	8
Jeter (10/8/07-9/30/11)	8
A. Rodriguez (10/7/07-10/9/10)	8

PITCHING

Games

1. Mariano Rivera	MLB 39
2. Andy Pettitte	15
T3. Jeff Nelson	14
David Robertson	14
5. Mike Stanton	12

Games Started

1. Andy Pettitte	AL 15
2. CC Sabathia	9
3. Roger Clemens	8
4. Mike Mussina	7
5. GERRIT COLE	6

Innings Pitched

1. Andy Pettitte	AL 93.2
2. Mariano Rivera	56.0
3. CC Sabathia	51.2
4. Mike Mussina	45.0
5. Roger Clemens	41.1

Wins

1. Andy Pettitte	6
2. GERRIT COLE	4
CC Sabathia	4
T3. Orlando Hernández	3
David Robertson	3
Masahiro Tanaka	3
David Wells	3

Losses

T1. Mike Mussina	4
Andy Pettitte	4
T3. Roger Clemens	3
Chien-Ming Wang	3
T5. J.A. Happ	2
Jack McDowell	2

Strikeouts

1. Andy Pettitte	64
2. CC Sabathia	55
3. Mariano Rivera	44
4. GERRIT COLE	41
5. Mike Mussina	34

ERA (min. 20.0IP)

1. Mariano Rivera	MLB 0.32
2. Phil Hughes	1.52
3. Orlando Hernández	1.98
4. GERRIT COLE	2.70
5. Masahiro Tanaka	3.00

Saves (official stat since 1969)

1. Mariano Rivera	MLB 18
2. Aroldis Chapman	4
3. Goose Gossage	3
LUKE WEAVER	3
5. John Wetteland	2

Shutouts

Yankees pitchers have never thrown a shutout in the ALDS.

Complete Games

T1. CC Sabathia	ALT 1
David Wells	ALT 1



Yankee STADIUM



The New York Yankees began a new chapter in their storied history with the opening of Yankee Stadium in 2009. Located directly across the street from the site of the original, the Stadium's architecture is a celebration of the spirit and tradition of the franchise. While firmly rooted in the past, the Stadium has a vision toward the future, incorporating the best in technology and state-of-the-art guest services.

All of the Stadium's modern amenities exist within the framework of classic elements of the original, most notably the instantly recognizable frieze that again circles the grandstand. Among the countless fan-friendly elements, massive video boards give Yankees fans more information than ever before, and concessions have been placed on concourses that allow for continuous viewing of the game.

Yankee Stadium, as a living museum, has been designed to set the standard—much like the team has done with its 27 World Championships.



The current Yankee Stadium [L] and the original in 2008.

HOMAGE TO THE ORIGINAL

The current Yankee Stadium evokes the spirit of the original, while restoring many of the lost treasures from before the renovations of 1974-75.

The signature frieze once again outlines the top of the Stadium bowl. As in the past, it is attached to a roof that extends into the Stadium, covering the top rows of the Grandstand.

Monument Park has been relocated to its original position in center field, albeit behind the fence, unlike before the renovation when the monuments were on the playing field. All plaques, monuments and tribute displays for the Yankees who have had their numbers retired are on display for fans, who may visit Monument Park when it is open prior to home games.

On the Main Level, near Section 210, the **New York Yankees Museum presented by Bank of America**—a museum within the living museum that is Yankee Stadium—presents Yankees history through displays of artifacts and memorabilia. Items include a "Ball Wall" with hundreds of signed baseballs from Yankees greats,

Thurman Munson's locker from the original Yankee Stadium and a replica of a locker from the Yankees clubhouse in the current Stadium. On game days, fans are welcome in the museum beginning 90 minutes prior to the scheduled first pitch until the end of the eighth inning (subject to change based on regulations in place for 2025). On non-game days, visitors can enjoy the museum when Yankee Stadium Tours are in operation.

Babe Ruth Plaza, located on the south side of the Stadium in between Gates 4 and 6, honors the man proverbially credited with building the original House that Ruth Built. Through a series of storyboards displayed on light posts, the Babe's life story is recounted throughout the plaza.



Gate 4 at Yankee Stadium

THE STADIUM SITE

The Yankees are proud to play in the Bronx, which is home to approximately 1.5 million residents and is one of the five boroughs that make up New York City.

The Stadium sits on former parkland from Macombs Dam Park and Mullaly Park, with the Stadium grounds bounded by Jerome Avenue to the west, River Avenue to the east, and 161st Street to the south. The northern edge of the site is located between 162nd Street and 164th Street. In a nod to tradition, the footprint of the original Stadium has been replicated in the new Stadium.

Yankee Stadium is the fourth permanent home of the New York Yankees, following Hilltop Park (1903-12), the Polo Grounds (1913-22), and the original Yankee Stadium (1923-73, '76-2008). The Yankees also played two full seasons at Shea Stadium (1974-75) in Queens when the original Stadium underwent remodeling.



INNOVATIVE ARCHITECTURE AND MODERN AMENITIES

One of the goals in building Yankee Stadium was to bring fans closer to the action in a facility more attuned to modern needs and expectations. The new building is 63 percent larger than the original Stadium with about 500,000 square feet of additional space.

Improved sight lines, wider concourses and the installation of nearly 1,400 high-definition video monitors throughout the Stadium all ensure guests won't miss a minute of on-field action while in their seats or at concession stands. In addition to the live game broadcast, these centrally controlled Internet protocol monitors can also provide up-to-the-moment news, scores, weather, traffic information and safety updates.

The **Great Hall** is a 31,000-square-foot space located between the Stadium's exterior wall and the interior of the Stadium. Spanning from Gate 4 to Gate 6, it is covered overhead but has massive open-air archways, which help support the Yankees' green initiatives. It is home to large banners bearing the images of past Yankees greats from Babe Ruth and Lou Gehrig to more modern stars such as Don Mattingly and Paul O'Neill. A 24-foot-high-by-36-foot-wide 10mm



The Great Hall stretches from Gate 4 to Gate 6.

true high-definition video board and a 5-foot-by-386-foot LED ribbon board immediately greet guests who enter through this portion of the Stadium.

The audio/visual experience at Yankee Stadium is highlighted by a 59-foot-high-by-101-foot-long 16mm true high-definition centerfield video board, which is flanked by two smaller video boards that display day-of-game lineups, game-in-progress information, statistics and out-of-town scores. Additionally, the entire length of the Terrace Level is spanned by a 3-foot-high, 1,278-foot long full-color LED ribbon board. A distributed sound system optimizes speaker placement for audio quality vastly superior to that in the original Stadium. The entire Stadium is built with a future-proof infrastructure that is easily adaptable to new technologies.

The 7,000-square-foot state-of-the-art **DigaCore Banquet and Conference Center** is designed to meet the needs of guests who wish to host business functions in the ballpark.

Statue of Yogi Berra in the New York Yankees Museum presented by Bank of America



URBAN PLANNING

The site for Yankee Stadium was in part selected for its proximity to mass transit. Like the original Stadium, it is served at the 161st Street/Yankee Stadium subway stop by the No. 4, B and D trains.

Metro-North offers train service to Yankee Stadium from anywhere in its service territory, and Yankee Stadium is accessible by New York City Transit bus lines. For more information, call the MTA at 511 or visit www.mta.info.

Pedestrian access points are located at Yankee Stadium's four gates: **Gate 2** on Jerome Ave. and 164th St.; **Gate 4** at Jerome Ave. and 161st St.; **Gate 6** at River Ave. and 161st St.; and **Gate 8** at River Ave., south of 164th St.



View of Gate 6 and Babe Ruth Plaza from the No. 4 train stop outside of Yankee Stadium.



RETAIL & FOOD OPTIONS

There are many distinct retail stores in Yankee Stadium, including the **Yankees Team Store behind home plate on the Field Level** (which houses the largest selection of Yankees merchandise) and the **Yankees Team Store at Gate 6** (Please call 646-977-8777 for year-round store hours).



NYY Steak is located at Gate 6.

Yankee Stadium is also home to two premier dining establishments. The iconic **Hard Rock Cafe Yankee Stadium** at Gate 6 houses music memorabilia and Yankees-related pieces. **NYY Steak** is located above the Hard Rock Cafe, and offers an upscale dining experience, including dry aged USDA prime steaks, fresh seafood and an impressive collection of premium wines.

More casual fare can be found at the Pepsi Food Court on the third-base side of the Field Level concourse and in other locations throughout the Stadium. For more information, please visit "Social Areas Open to All Fans at Yankee Stadium" in this section of the book.

DISABLED SERVICES

Yankee Stadium management strives to provide an accessible environment for all its Guests. Wheelchair accessible and designated aisle-transfer seats are available at various price points and locations. Yankee Stadium also offers enhanced accessibility for Guests with hearing loss or low vision and for Guests who are deaf or blind. For more information, please visit www.yankees.com/disableservices. You may also e-mail disableservices@yankees.com or call (718) 579-4510 (voice) or (718) 579-4595 (TTY).

There are two dedicated open-caption video boards for Guests who are deaf or have hearing loss: one in left field, just below Section 233B, and one in right field, just below Section 206. Captioning is also provided on the right-center field video board, on the high-definition video board in the Great Hall, on high-definition televisions throughout Yankee Stadium and on the video board in the New York Yankees Museum presented by Bank of America.

COMMITMENT TO SAFETY

In 2012, Yankee Stadium became the first sports venue in the United States to be covered with a federal SAFETY Act designation and certification from the U.S. Department of Homeland Security. In 2017, Yankee Stadium became the first sports venue in the United States to be renewed under the SAFETY Act designation and certification by the U.S. Department of Homeland Security.

As part of Major League Baseball's initiative to standardize security procedures at all 30 Major League parks, all Guests are required to be screened via metal detectors before entering Yankee Stadium. These procedures, which result from MLB's continuing work with the Department of Homeland Security, are in addition to bag checks that are now uniform throughout MLB.


Due to the enhanced security measures, the Yankees strongly urge all fans to budget extra time for entry into the ballpark when planning their trip to the Stadium.

"Nothing is more important to us at Yankee Stadium than the safety of the fans we serve," said Yankees Chief Operating Officer Lonn Trost. "To that end, we are committed to the procedures that Major League Baseball and the Department of Homeland Security have asked us to implement. We want our fans to feel safe in Yankee Stadium, and our staff is dedicated to maintaining the highest security standards possible."

BRONX INCENTIVES

Yankee Stadium is one of the premier building projects to take place in the Bronx in the last 60 years. The hard work and dedication of engineers, architects and construction professionals in building and designing the Stadium made the facility one of the most impressive and fan-friendly venues in the Majors. Equally important was the project's dedication to support local community groups, institutions and residents as the Yankees remain devoted to the long-term development of the Bronx.

Building a new state-of-the-art facility required an army of talented and experienced professionals. As part of the Yankees' commitment to ensure the Stadium project created economic opportunities in the Bronx, the Yankees made a concerted effort to recruit a wide range of vendors and employees from the local community. Of the 190 contracts awarded, 63 were allotted to Bronx-based businesses (accounting for over 33 percent of the contracts and resulting in \$133 million in contracts to Bronx-based businesses). The Yankees also stayed committed to hiring at least 25 percent of the total workforce from Bronx residents, again providing incentive to the surrounding community.

In conjunction with the construction of the Stadium, the Yankees also established a \$1 million grant for professional skills training for Bronx residents. Among the supported initiatives was Project H.I.R.E. (Help In Re-entering Employment), which taught Bronx residents functional construction skills for practical use in local building projects. 

SUSTAINABILITY INITIATIVES

at Yankee Stadium



VISION OF SUSTAINABILITY

The New York Yankees organization recognizes our responsibility to protect and promote the well-being of our community. Accordingly, the Yankees remain committed to inspiring our partners, players, fans and employees to create a sustainable environmental legacy.

In pursuit of these goals, the Yankees seek to measure and minimize identifiable environmental impacts related to our operations, including greenhouse gas emissions, energy use, water use and waste generation. The Yankees are committed to compliance with all applicable environmental regulations, and we support the development of innovative economic and socially beneficial solutions to help reduce or offset the direct and indirect impacts we engender.

FIRST MAJOR NORTH AMERICAN SPORTS TEAM TO JOIN THE UN SPORTS FOR CLIMATE ACTION FRAMEWORK

On April 3, 2019, the Yankees became the first major North American sports team to sign on to the UN Sports for Climate Action Framework, the aim of which is to bring greenhouse emissions in line with the Paris Climate Change Agreement which aspires to keep the rise in global surface temperature well below 2 °C (3.6 °F) above pre-industrial levels (as measured over many years). The team's visible climate leadership has inspired other sports organizations to take ambitious climate action and, in doing so we joined numerous prominent international organizations committed to the Framework, including the International Olympic Committee, FIFA, the French Tennis Federation-Roland Garros, Paris 2024 Summer Olympics, Rugby League World Cup 2021, Tokyo 2020 Summer Olympics, UEFA, World Surf League, Formula E, and others.

"The New York Yankees are proud to support the U.N. Sports for Climate Action Framework," said Yankees Managing General Partner Hal Steinbrenner. "For many years the Yankees have been implementing the type of climate action now enshrined in the Sports for Climate Action principles, and with this pledge the Yankees commit to continue to work collaboratively with our sponsors, fans and other relevant stakeholders to implement the UN's climate action agenda in sports."

COMMITMENT TO THE UN SUSTAINABLE DEVELOPMENT GOALS

In 2015, 195 countries agreed to adopt the United Nations Sustainable Development Goals that outline the features that comprise a sustainable community. Promoting these "17 Sustainable Development Goals" is fundamental to the operation of Yankee Stadium, and we work to do so through ecologically intelligent procurement, carefully considered operational practices and collaboration with local agencies and business partners.

Listed below are some of the ecologically intelligent measures being taken at Yankee Stadium to promote sustainability.

Monitoring, Reducing, and Compensating for Unavoidable GHG Emissions: The Yankees have been monitoring key environmental performance indicators related to Stadium operations and procurement since 2009, when the new Stadium opened. Energy use, greenhouse gas emissions, water use, waste management, recycling, composting, transportation, and procurement of goods and services, among other impact categories, are regularly evaluated to the best of our ability in an effort to identify opportunities for improvement in reducing eco-impacts. The Yankees aspire to rely on 100% renewable energy sources by 2040 or sooner, with a nearer term goal of acquiring at least 50% of our power from renewable energy by 2030. Even the most efficient operations, including aviation and other forms of travel, can engender unavoidable greenhouse gas (GHG) emissions. Examples of GHG impacts that the Yankees are carefully trying to identify and reduce include overall energy use, team and employee travel, non-electric motors, recyclable & non-recyclable wastes and leaks of refrigerants. Our focus is on implementing emission reduction as soon as feasible and our replacement in 2024 of four chillers installed when the Stadium opened with two higher efficiency chillers with a lower global warming potential is notable example of that effort. For our unavoidable team aviation emissions, we have invested in



On Earth Day 2019, the Yankees were joined by Satya S. Tripathi [second from L], the UN Assistant Secretary-General and Head of New York Office at UN Environment, who took part in a pregame ceremony recognizing the Yankees' support of the UNFCCC.



a limited amount of high quality, third-party verified GHG offsets that have been carefully chosen to advance the United Nations' Sustainable Development Goals. The team's use of carbon offsets to compensate for our unavoidable aviation-related emissions are limited and carefully evaluated. The Yankees are committed to leading the way towards a low-carbon, more-sustainable future.

High Efficiency LED Lighting: Prior to the 2016 Major League Baseball season, the Yankees installed the newest, most efficient lighting in the world, known as light-emitting diodes (LED). At the time we installed LED field lighting, Yankee Stadium became only the second MLB stadium to use the most state-of-the-art energy-efficient lighting system available. The LED lights used at Yankee Stadium are 40% more efficient and 50% brighter than the previous field lighting used at the Stadium, which were also the most efficient lights available for use at the time. Increased Color Temperature of the light produced results in higher contrast, improving player reaction time, alertness and visual acuity. Improved Color Rendering provides the truest colors the human eye can see. Reduced Flicker Rate means the lighting can now support UHD Ultra Slow Motion filming. Improved optical design with twice the aiming points reduces glare and light pollution, and the energy saved from the new field lighting is enough to power about 45 homes every day.



The Yankees installed new LED lighting prior to the 2016 season, reducing Yankee Stadium's carbon footprint.

Energy Efficient Technologies and Design: The Great Hall at Yankee Stadium, through which the majority of guests arrive, is the largest open air public entry at any sports venue in the world, a 31,000 square-foot inspirational space spanning from Gate 4 to Gate 6. By building this area with massive open-air archways that allow for natural cooling and ventilation, the space requires no air conditioning. Through the use of natural air-cooling, the energy savings per game is approximately the same as 125 New York City apartments shutting off their air-conditioning on a hot summer day.

The Stadium's interior is controlled by automation technologies designed to identify and eliminate wasted or inefficient energy use, and the Stadium's high-tech energy management program ensures that energy use is reduced, and the efficiency of all equipment used is optimized. Additionally, the diverse systems used to operate Yankee Stadium are carefully calibrated to specific usage patterns, reducing the power consumption of lighting and ventilation systems when they're not needed. Most recently, as a result of the findings from a full-Stadium energy-efficiency audit performed by ConEd, the Yankees installed two new high-efficiency chillers during the 2023-24 offseason to replace four less-efficient chillers.



The majority of Yankee Stadium guests enter the building via the 31,000-sq.-foot Great Hall, which has massive open-air archways that allow for natural cooling and ventilation without air conditioning.

Mass Transit: Yankee Stadium benefits from one of the greatest mass transit systems of any city in the world. Located within close proximity of the subway, Metro-North, frequent public bus service, nearby public bike-sharing stations, and other eco-preferable transportation options, visitors to Yankee Stadium benefit from the largest and most diverse range of eco-preferable public transit options in Major League Baseball. In collaboration with the NYC Department of Transportation (DOT), the Yankees arranged for the installation of three high-capacity bike-sharing stations near the Stadium, and their strategic placement supports the DOT's broader plan to expand bicycle access throughout the Bronx and New York City. Moreover, Yankee Stadium owns no public parking garages and encourages guests and employees to use eco-preferable public transportation options to reduce their contribution to GHG emissions on game days.

Recycling, Food Donations and Diversion of Organic Waste: The Yankees are committed to achieving Zero Waste and promoting a circular economy based on recycling, composting, food donations, anaerobic processing of food waste and other organic materials, and the recovery and use of waste oil. According to the Zero Waste International Alliance, at least 90% of waste must be diverted from landfills to make a legitimate claim of Zero Waste, and the Yankees' concerted effort to reach that goal encompasses a variety of strategies. Concession stands provide fans compostable food-service packaging (trays, boxes, plates, and cups) and cutlery, rather than non-compostable petroleum-based plastics, and priority is given to composting food waste to avoid combustors and landfilling. Cardboard, glass, metal, plastics and paper are recycled as well. Our commitment to reduce food waste also includes donations of wrapped, unused food to organizations such as Rock and Wrap It Up, which directly combats hunger in the metropolitan area. The Yankees' longstanding practice of allowing fans to bring empty, non-glass refillable water bottles to our games contributed to New York City's 2024 adoption of a law requiring all sports venues to do the same. That plastics-use reduction effort is supported by our ongoing expansion of water hydration stations at the Stadium.

For the last few seasons, the diversion rate at Yankee Stadium has ranged between 75% to 85% percent of its total trash, subject to recycling markets, making the Stadium one of the most successful recycling venues in all of sports. The use of trash compactors for the small percentage of non-recovered waste at Yankee Stadium improves air quality by reducing the number of trash packer trucks needed. The trucks that are required use Ultra Low Sulfur diesel, which produces fewer emissions into the air, and these emissions are offset by the Yankees.

Recovery of Waste Cooking Oil: During a typical season, more than 20,000 gallons of cooking oil are recovered and recycled from Yankee Stadium. This oil is used to produce more than 18,600 gallons of biodiesel fuel which, when used in vehicles, results in an annual carbon reduction of approximately 30,000 pounds — or 15 tons — equivalent to the annual emissions of 27 cars.

Water Conservation: Yankee Stadium is a responsible steward when it comes protecting New York City's precious and irreplaceable water system. Through careful monitoring and the installation of high-efficiency plumbing fixtures, Yankee Stadium has reduced its water use by 22% compared to when it opened in 2009, resulting in more than 3 million gallons of water saved per year.

Healthy Air Quality: Yankee Stadium uses high-performance filters and a regular replacement program to ensure particle removal effectiveness of MERV 13 or greater, for better air quality and energy efficiency in our HVAC system.

Smart Construction: The structural steel used in the construction of Yankee Stadium was fabricated from recycled material, and the concrete forms were reusable. Used recycled concrete aggregate was incorporated into the concrete design mix. All construction vehicles and equipment were required to use low-sulfur fuel. During construction, 75 percent of construction waste was diverted from landfills. ⁽⁸⁾

YANKEES ESTABLISH FIRST ENVIRONMENTAL SCIENCE APPOINTEE POSITION IN PROFESSIONAL SPORTS

On Jan. 29, 2019, the New York Yankees announced the creation of an environmental science advisor position, appointing recognized industry leader Dr. Allen Hershkowitz to the new role, the first of its kind in professional sports. The appointment represents a defining moment in the team's decades-long commitment to sustainability and serves to deepen an existing dedication to environmentally-friendly practices and community-wide awareness. Recognized as one of the most environmentally intelligent and healthiest sports venues in the world, with Hershkowitz as Environmental Science Advisor, the Yankees will look to further advance their efforts and invest in the development of best practices that can be adopted by organizations across the sport sector. Specifically, Hershkowitz will seek to guide new and existing environmental initiatives for the Yankees and at Yankee Stadium, with a primary focus on the areas of energy use, waste management, water conservation, and food services.



Department of
Environmental Conservation

YANKEES RECOGNIZED BY NEW YORK STATE AS LEADER IN INNOVATION AND SUSTAINABILITY

At the 13th Annual New York State Environmental Excellence Awards on Nov. 15, 2016, the N.Y. State Department of Environmental Conservation recognized the Yankees among eight New York-based organizations for their state-of-the-art programs and commitment to environmental sustainability, social responsibility and economic viability.

"DEC is proud to present Environmental Excellence Awards to these eight businesses and organizations that have demonstrated outstanding leadership in adopting innovative solutions to protect our environment and enhance our economy," said DEC Commissioner Basil Seggos. "These projects set a high bar for others to follow in addressing critical environmental and public health issues such as increasing energy efficiency, cleaning up our waters, keeping materials out of landfills, and making our healthcare sector more sustainable."

"It is vitally important that we help promote sustainability and reduce our impact on the environment," said Yankees Senior Vice President of Stadium Operations Doug Behar. "We have implemented an array of green initiatives at Yankee Stadium and continue to look for new and better ways to conserve natural resources, educate our guests and Yankees Team Members, and support and partner with programs that promote sustainability. We are humbled to receive this award from the State and will continue to work hard to further our efforts in sustainability."

YANKEES WIN ENVIRONMENTAL LEADERSHIP AWARD FROM GREEN SPORTS ALLIANCE



On June 4, 2015, with former MLB Commissioner Bud Selig, in attendance, the Yankees received the 2015 Environmental Leadership Award, presented by the Green Sports Alliance. The award recognizes a sports team and venue that best exemplifies the practices of promoting a sustainable environment. Green Sports Alliance members represent nearly 300 sports teams and venues from 20 different sports leagues and 14 countries across the world. Yankees President Randy Levine [third from L] and S.V.P. of Stadium Operations Doug Behar [second from R] accepted the award on behalf of the organization.



Yankee Stadium Achieves WELL Health-Safety Rating

On August 26, 2020, the International WELL Building Institute (IWBI) announced that Yankee Stadium, the home of the New York Yankees, was the first sports and entertainment venue in the world to achieve the WELL Health-Safety Rating for Facility Operations and Management. The rating requirements, which were fulfilled by the club, serve as a blueprint for best operating procedures to help combat COVID-19, while also providing world-class standards for overall health and safety. By achieving this designation, which has been confirmed by a third-party verifier, Green Business Certification Inc. (GBCI), the club can operate with confidence that they are utilizing best practices for players and staff, and that they are appropriately accommodating fans in coordination with Major League Baseball and local governmental authorities.



Launched in June 2020 and created by IWBI, the WELL Health-Safety Rating is informed by guidance developed by the World Health Organization (WHO), U.S. Centers for Disease Control and Prevention (CDC), global disease control and prevention centers and emergency management agencies, recognized standard-making bodies, such as ASTM International and ASHRAE, and leading academic and research institutions. IWBI has leveraged insights from its Task Force on COVID-19, established at the outset of the pandemic to help business and building leaders integrate actionable insights and proven strategies in the fight against COVID-19 and other respiratory infections.

The WELL Health-Safety Rating achieved by the Yankees is an evidence-based, third-party verified rating for all new and existing buildings and spaces. The WELL Health-Safety Rating provides operational policies, maintenance protocols, emergency plans and stakeholder engagement strategies to help organizations prepare and maintain their spaces in an environment affected by COVID-19. The Yankees joined more than 100 organizations, encompassing over 500 facilities, who enrolled in the documentation-based program at launch and who have begun implementing its scientific guidance.

"The COVID-19 pandemic has underscored to companies in every sector how critically important it is to be prepared for a crisis. The Yankees have demonstrated outstanding leadership by taking immediate and thoughtful action to help support the health and safety of their players, fans and employees," said Rick Fedrizzi, IWBI chairman and CEO. "We are proud to celebrate this achievement with the Yankees."

Adapted from features in the WELL Building Standard (WELL) that focus on facility maintenance and operations, the WELL Health-Safety Rating is designed to guide and empower the actions of large and small businesses alike in taking the necessary steps to maintain facilities that prioritize the health and safety of their staff, visitors and stakeholders. It also serves as an annual process that supports efforts to promote long-term health and safety.

"Working with IWBI to achieve the WELL Health-Safety Rating allowed us to focus and implement the most effective and efficient methods known to help mitigate the risk of COVID-19 transmission for those whose workplace is Yankee Stadium and for the general public, which enjoys the venue for games and events," said Yankees Senior Vice President of Stadium Operations Doug Behar. "Given that WELL criteria have been informed by renowned experts and standard-making bodies in this field gives us confidence that we are taking appropriate preventative measures to support the health and safety of our players, field staff, employees and fans. Reaching this level and receiving third-party verification from GBCI was a long and uncompromising road, but one that is clearly in the best interests of everyone who steps foot into Yankee Stadium."

Yankee Stadium achieved the WELL Health-Safety Rating by implementing features across five categories:

- Air and water quality management, which includes assessing the ventilation and fresh air supply through mechanical or natural means and reviewing our inventory of all filters and ultraviolet germicidal irradiation (UVGI) equipment.
- Cleaning and sanitization procedures, including ensuring proper handwashing and surface contact by staff, improving cleaning practices and their frequency, and selecting cleaning products that disinfect without harmful ingredients.
- Emergency preparedness programs, which provide a blueprint for dealing with unforeseen events and providing an actionable plan for re-entry after an emergency event.
- Health service resources, which promote the well-being of employees through screening services, mental health services, seasonal vaccination programs and a smoke-free environment.
- Stakeholder engagement and communications, which include employing proper signage throughout Yankee Stadium and promoting health literacy to employees, partners and patrons, including food service safety verification.

"The Yankees already had many of these strategies in place and used the WELL Health-Safety Rating to further strengthen their COVID-19 response and to document and verify these actions with our third-party reviewer GBCI," said Rachel Gutter, IWBI president. "As a result, players, staff and fans can feel confident that the Yankees have implemented our research-backed strategies to provide a safer and healthier environment to play ball."

"Restoring the sports and entertainment sectors is among the most complicated challenges the COVID-19 pandemic has engendered, socially and biologically. The New York Yankees' effort to provide confidence to its players, staff and its community is a model for all sports venues to emulate," said Allen Hershkovitz, Environmental Science Advisor to the Yankees and Co-Chair of the International WELL Building Institute Advisory for Sports and Entertainment Venues.

To learn more about the WELL Health-Safety Rating, visit <https://www.wellcertified.com/health-safety>.

Yankee Stadium Firsts

First Regular Season Game: 4/16/09 (Cleveland 10 - Yankees 2)

All "firsts" from this game unless otherwise noted.



STARTING LINEUPS

Yankees: Derek Jeter-SS, Johnny Damon-LF, Mark Teixeira-1B, Nick Swisher-RF, Jorge Posada-C, Robinson Canó-2B, Hideki Matsui-DH, Cody Ransom-3B, Brett Gardner-CF, CC Sabathia-P; **Indians:** Grady Sizemore-CF, Mark DeRosa-3B, Victor Martinez-1B, Jhonny Peralta-SS, Shin-Soo Choo-DH, Ben Francisco-RF, Kelly Shoppach-C, Tony Graffanino-2B, Trevor Crowe-LF, Cliff Lee-P

BATTING

Out: Sizemore (Clev.), first-inn., ground out to 1B
Hit: Damon, first-inning single to CF
HR: Posada, solo, fifth-inn., to CF off C. Lee (Clev.)
Run Scored: Francisco (Clev.), fourth inn.
RBI: Shoppach (Clev.), fourth inn.
Stolen Base: Damon, first inn. (4/17/09 vs. Clev.)

PITCHING

Pitch: Sabathia to Sizemore (Clev.), first inn. (ball)
Win: Lee (Clev.)
Save: Rivera, 4/17/09 vs. Cleveland
Strikeout: Sabathia (V. Martinez, swinging, first inn.)

GAMES

Exhibition Game: 4/3/09, Yankees 7 - Chicago-NL 4
Reg. Season Game: 4/16/09, Cleveland 10 - Yankees 2
NY Yankees Reg. Season Win: 4/17/09 vs. Cleveland (6-5, WP-Bruney, SV-Rivera)

OTHER

Star-Spangled Banner Performer: Kelly Clarkson
God Bless America Singer: Ronan Tynan
Ceremonial First Pitch: Yogi Berra



Newly-acquired free-agent CC Sabathia tosses the first regular season pitch in Yankee Stadium history to Cleveland's Grady Sizemore on April 16, 2009.

Yankee Stadium Construction Timeline

JUNE 15, 2005 – The Yankees announce plans for a new Yankee Stadium to be constructed on parkland north of 161st Street – adjacent to the original Stadium's longtime site.

AUG. 16, 2006 – The Yankees break ground for Yankee Stadium at a ceremony featuring George M. Steinbrenner, N.Y. Governor George Pataki, N.Y.C. Mayor Michael Bloomberg, Bx. Borough Pres. Adolfo Carrion & MLB Commissioner Bud Selig.

OCTOBER 2006 – The first concrete is poured.

DECEMBER 2007 – The first piece of concrete is put in place. The Stadium is considered 50% completed.

JAN. 14-15, 2008 – Limestone Panels containing "YANKEE STADIUM" gold lettering are installed above Gate 4.

MAR. 29, 2008 – Eagle medallions inspired by those on the 1923 Stadium are lifted into place above Gate 4.

APRIL 2008 – Frieze installation is completed.

MAY 1, 2008 – A "topping off" ceremony is held to commemorate the completion of the steel structure.

MAY 2008 – The foul poles and first seats are installed.

JUNE 18, 2008 – The Yankees hold their first press conference at the new Yankee Stadium, announcing a long-term agreement with Seminole Hard Rock Entertainment to open a Hard Rock Cafe near Gate 6. In addition, the Yankees introduce the newly-branded NYY Steak, a prime steakhouse to be located in Yankee Stadium.

SEPT. 19, 2008 – The massive, blue, backlit "YANKEE STADIUM" lettering above Gate 4 is hoisted and installed.

OCTOBER 2008 – Lighting in the interior bowl is tested.

OCT. 15, 2008 – The first sections of sod are laid.

NOV. 8, 2008 – Yankees executives and former players, including Scott Brosius, David Cone, Paul O'Neil and Jeff Nelson, along with 60 local Bronx high school youth groups remove home plate, the pitcher's rubber and pails of dirt from the original Stadium and install them in the new Yankee Stadium. The participating Bronx youth groups—Youth Force 2020, led by Turner Construction Company, and the ACE Mentor Program at Yankee Stadium, guided by Tishman Speyer—took part in Yankees-sponsored after-school programs relating to the construction and engineering of the new Yankee Stadium.

JAN. 23, 2009 – The front office moves in, bringing World Series trophies from 1977 and 2000 to the new building.

FEBRUARY 2009 – Plaques and monuments are placed in the new Monument Park.

APR. 3-4, 2009 – The first exhibition games vs. the Cubs are played.

APR. 16, 2009 – The first regular season game is played vs. Cleveland (CLE 10 - NYY 2).



Attendance Records

Yankees All-Time Attendance Records (Regular Season)

Largest Single-Season Home Attendance (2008)	4,298,543
Largest Single-Season Road Attendance (2004)	3,308,666
Largest Single-Season Combined Home-Road Attendance (2006)	7,325,051
Largest Crowd in Baseball History (Exhibition Game for Roy Campanella - 5/7/1959, NYY vs. LAD at the L.A. Coliseum)	93,103
Most Consec. Seasons with 4 Million Attendance in Baseball History:	4 (2005-2008)
Most Consec. Seasons with 3 Million Attendance in Baseball History:	24 (1999-2019, '22-24, not including restrictions from 2020-21)

2024 Regular Season Attendance

2017 Regular Season Attendance		
HOME	ROAD	OVERALL
Largest Day Game (4/5 vs. TOR)	Largest Day Game (5/26 at SD)	Home (79 gates/81G) ...3,309,838 (41,897 avg.)
47,812	45,731	Road (81 gates/81G) ...2,638,122 (32,569 avg.)
Largest Night Game (7/24 vs. NYM)	Largest Night Game (5/25 at SD)	Total (160 gates/162G) ...5,947,960
48,760	44,845	
Straight Doubleheader	Straight Doubleheader	
2	0	
Sellouts	Sellouts	
17	---	

Current Yankee Stadium Attendance Records 2009-24

Largest Single-Game Regular Season Attendance (8/7/10 vs. Boston)	49,716
Largest Single-Game Postseason Attendance (10/6/11 ALDS Game 5 vs. Detroit)	50,960
Largest Home Opening Day Attendance (4/1/13 vs. Boston)	49,514
Largest Three-Game Series Attendance (9/24-26/10 vs. Boston)	148,244
Largest Four-Game Series Attendance (8/6-9/10 vs. Boston)	197,843
Most Single-Season Home Sellouts (2018)	23
Largest Single-Season Home Attendance (2010)	3,765,807 (46,491 avg.)

Top 5 Postseason Crowds

at Current Yankee Stadium (2009-24)	
1. 10/6/11 vs. Detroit, ALDS Game 5	50,960
2. 9/30/11 vs. Detroit, ALDS Game 1	50,940
3. 10/9/10 vs. Minnesota, ALDS Game 3	50,840
4. 10/2/11 vs. Detroit, ALDS Game 2	50,596
5. 10/10/12 vs. Baltimore, ALDS Game 3	50,497

Top 5 Regular Season Crowds

at Current Yankee Stadium (2009-24)	
1. 8/7/10 vs. Boston	49,716
2. 7/28/12 vs. Boston	49,573
3. 7/27/12 vs. Boston	49,571
4. 9/25/10 vs. Boston	49,558
5. 9/24/11 vs. Boston	49,556

Remodeled Original Yankee Stadium 1976-2008 (Regular Season)

Largest Single-Game Home Attendance, Day (4/10/1998 vs. Oakland - Opening Day)	56,717
Largest Single-Game Home Attendance, Night (6/17/1997 vs. N.Y. Mets)	56,253
Largest Day Doubleheader Home Attendance (10/4/1980 vs. Detroit)	55,410
Largest Two-Night Doubleheader Attendance (9/10/1983 vs. Baltimore)	55,605
Largest Weekday/Day/Non-Opening Day Crowd (Wed. 6/18/1997 vs. N.Y. Mets)	56,278
Largest Opening Day Home Attendance (4/10/1998 vs. Oakland)	56,717
Largest Old-Timers' Day Attendance (7/25/1998 vs. Chicago-AL)	55,642
Largest Home Series Attendance, three-game series (6/4-6/1999 vs. N.Y. Mets)	168,404
Largest Home Series Attendance, all series (9/16-17/2006 vs. Boston, 4 games, 2 day-night DH)	220,481
Largest Single-Season Home Attendance (2008)	4,298,543

Top 10 Postseason Crowds

at Remodeled Yankee Stadium (1976-2008)	
1. 10/7/99 vs. Texas, ALDS Game 2	57,485
2. 9/30/97 vs. Cleveland, ALDS Game 1	57,398
3. 9/29/98 vs. Texas, ALDS Game 1	57,362
4. 9/30/98 vs. Texas, ALDS Game 2	57,360
5. 10/2/97 vs. Cleveland, ALDS Game 2	57,360
6. 10/1/96 vs. Texas, ALDS Game 1	57,205
7. 10/13/99 vs. Boston, ALCs Game 1	57,181
8. 10/14/99 vs. Boston, ALCs Game 2	57,180
9. 10/3/95 vs. Seattle, ALDS Game 1	57,178
10. 10/2/96 vs. Texas, ALDS Game 2	57,156

Top 10 Regular Season Crowds

at Remodeled Yankee Stadium (1976-2008)	
1. 4/10/98 vs. Oakland, Opening Day	56,717
2. 4/11/97 vs. Oakland, Opening Day	56,710
3. 4/4/94 vs. Texas, Opening Day	56,706
4. 4/12/93 vs. Kansas City, Opening Day	56,704
5. 4/9/99 vs. Detroit, Opening Day	56,583
6. 4/7/92 vs. Boston, Opening Day	56,572
7. 4/9/96 vs. Kansas City, Opening Day	56,329
8. 6/6/99 vs. N.Y. Mets	56,294
9. 6/18/97 vs. N.Y. Mets	56,278
10. 6/17/97 vs. N.Y. Mets	56,253

Pre-Remodeled Original Yankee Stadium, 1923-73 (Regular Season)

Please note: Official Attendance Records are not available prior to 1938.

Largest Single-Game Home Attendance, Day (9/26/1948 vs. Boston)	69,755*
Largest Single-Game Home Attendance, Night (5/26/1947 vs. Boston)	74,747
Largest Doubleheader Home Attendance (5/30/1938 vs. Boston)	81,841
Largest Opening Day Home Attendance (4/19/1946 vs. Washington)	54,826*
Largest Old-Timers' Day Attendance (8/9/1958 vs. Boston)	67,916
Largest Home Series Attendance, all series (6/11-13/1948 vs. Cleveland, 4 games including DH on 6/12)	186,151
Largest Single-Season Total Attendance (1948)	2,373,901

*According to published reports, the Stadium's first Opening Day (vs. Boston, 4/18/1923) had an estimated attendance of 74,200.

All Home Ballparks

TOTAL ATTENDANCE

Hilltop Park (1903-12, 10 seasons, 168th St. & Broadway, Manhattan)	3,451,542
Polo Grounds (1913-22, 10 seasons, 157th St. & 8th Avenue, Manhattan)	6,220,031
Pre-Remodeled Original Yankee Stadium (1923-73, 51 seasons, 161st St. & River Avenue, Bronx)	64,333,705
Shea Stadium (1974-75, two seasons, 126th St. & Roosevelt Avenue, Queens)	2,561,123
Remodeled Original Yankee Stadium (1976-2008, 33 seasons, 161st St. & River Avenue, Bronx)	87,625,300*
Yankee Stadium (2009-24, 16 seasons, One East 161st St., Bronx)	49,228,834**
TOTAL	213,420,535

In 2019, the Yankees became the first North American team to reach 200 million in attendance while maintaining their franchise home in one city (Research by David Kronheim of numbertamer.com)

*Game on 4/15/1998 vs. Anaheim was played at Shea Stadium when Yankee Stadium was closed by the City of New York after an expansion joint fell on 4/13/1998. // **Did not host fans in 2020 due to COVID-19 pandemic & attendance restrictions for part of 2021.



Social Gathering Areas Open to All Fans at Yankee Stadium

On Oct. 24, 2016, the New York Yankees announced that Yankee Stadium would undergo its first series of major design enhancements which are intended to improve the Guest experience for fans of all ages. Enhancements prior to the 2017 season included numerous new social gathering spaces and additional dynamic food and beverage areas.

"We have listened to our fans and ticketholders and their top requests were for more family-friendly and socially-oriented spaces at Yankee Stadium," said Yankees Managing General Partner Hal Steinbrenner. "Yankees fans will now have many more dedicated areas for spending time with Guests who have tickets in other sections of the Stadium, allowing all Guests to be able to enjoy the game from multiple vantage points while having unique food and drink options available to them. We are also especially excited to provide an engaging children's play area for families to utilize prior to and throughout the game. Having these types of spaces in Yankee Stadium is fundamental to the expectations of our fans, and we look forward to making them a huge part of the Yankee Stadium experience today and beyond."

The following Yankee Stadium food and drink locations are accessible to all Yankee Stadium Guests, regardless of their ticketed seats. Highlights include:

KIDS CLUBHOUSE: The Kids Clubhouse is Yankee Stadium's first-ever children's zone. Shaped like a mini-baseball field with a soft artificial surface, the 2,850-square-foot area is located on the 300 Level in right field and outfitted with Yankees-themed playground equipment, including oversized baseballs, bases and baseball cards. In 2021, overhead screening was added to moderate the temperature in the warm summer months. The Kids Clubhouse is accessible to all Yankee Stadium Guests.

Children may play among the colorful fixtures, including a 6-foot-high replica World Series trophy. Parents can join their children on the play area or choose to oversee them from a nearby dugout. Television monitors ensure that no one misses any game action. There are interactive exhibits, and the Clubhouse includes two family restrooms equipped with changing tables. Nursing mothers will have an additional private space, which includes a television and power outlets for those using electric breast pumps.

"We want our youngest fans to feel as if Yankee Stadium is an extension of their local park or backyard," Steinbrenner said. "The Kids Clubhouse is designed to nurture their love for experiencing games in person, while providing parents the resources they need to keep their children entertained prior to and during the game."



MASTERCARD BATTER'S EYE DECK: Located above the batter's eye on the 200 Level in center field with a clear, sweeping view of the entire Stadium, the Mastercard Batter's Eye Deck is 3,500 square feet with drink-rails overlooking the field. This outdoor gathering space features craft beers, cocktails and a large selection of food options.



BULLPEN TERRACES: The FreshDirect Terrace in left field and the Toyota Terrace in right field (on the 100 Level in the former Sections 239 and 201, respectively) are open-air social gathering areas overlooking the visitors and Yankees bullpens. Both terraces feature their own specialty food and drink options. Drink-rail locations at the landings have power/USB outlets. As a result of the 2017 reconfiguration, all obstructed-view seats in the Bleachers have been removed.

BUDWEISER PARTY DECKS: The 300 Level of the Stadium includes Budweiser Party Decks at Sections 311 and 328, featuring shaded stand-alone bar areas serving beer, cocktails and food. Drink-rail and barstool seating provides fans a relaxed and casual setting from which to enjoy sweeping views of the field and game action.

LG OLED SPORTS LOUNGE: The LG OLED Sports Lounge at Section 134 on the Field Level includes a full bar with craft beers and cocktails. Tables, stools and large-screen televisions tuned to the Yankees broadcast and other live sporting events provide a sports-bar atmosphere on the Stadium's main outdoor concourse in left field. Additionally, power/USB outlets are available for charging phones or tablets.



PEPSI FOOD COURT: Located between sections 125 and 127B on the Field Level, the Pepsi Food Court contains a wide variety food and drink options for all fans. Centered around a bar with large-screen televisions, fans may enjoy the wide-ranging fare at shaded tabletop seating.

STELLA ARTOIS LANDING and MICHELOB ULTRA CLUBHOUSE: The Stella Artois Landing, spanning Sections 232A and 232B in left field, and the Michelob ULTRA Clubhouse, spanning Sections 207 and 208 in right field, will be accessible to fans with game day tickets anywhere in the Stadium. Both locations are covered overhead and are available as pregame party spaces for groups of 20 or more people.

Yankee Stadium by the Numbers



THE STRUCTURE

Location: In the Bronx, bounded by 164th St. (north); 161st St. (south); Jerome Ave. (west); River Ave. (east)

Mailing address: Yankee Stadium, One East 161st Street, Bronx, NY 10451

Switchboard phone number: (718) 293-4300

Seating Capacity: 46,672

Architect: Populous (formerly HOK Sport)

Construction: Turner Construction

Developer: Tishman Speyer

Square footage: approximately 1.3 million square feet

Distance around the building: 4,755 linear feet

Size of entire site: 634,335 square feet or 14.56 acres

Height at highest point: The top of the frieze is 134 feet, 7 inches above Field Level.

Number of player flags in the Great Hall: 10 double-sided

Internet bandwidth: approx. 35 gigabits

Light bulbs (number of): approximately 20,000

Main centerfield video board size: 59-feet-by-101-feet

Ribbon board ringing the Terrace Level: 3-feet-by-1,278-feet

Great Hall size: 31,000 square feet

Great Hall LED ribbon board: 5-feet-by-386-feet

Great Hall high-definition video board: 24-feet-by-36-feet

Cellular Service: Full 5G cellular (multiple carriers, led by T-Mobile)

Length of electrical wire: Currently exceeds distance from Yankee Stadium to Steinbrenner Field in Tampa (approx. 1,012 miles)

Length of Ethernet cable (CAT 6A): 227 miles



FIELD

Surface: Kentucky bluegrass grown at DeLea Sod Farms in New Jersey

Acreage: 3.14 acres, including the bullpens

Dimensions: LF 318'; LC 399'; CF 408'; RC 385'; RF 314'

Outfield walls height: From left-field foul pole, wall is 8-feet, 6-inches high until the Yankees bullpen, where it gradually descends to 8 feet at the right-field foul pole.

Distance from the plate to the backstop: 52 feet, 4 inches

Yankees bullpen size: averages approximately 82 feet wide by 32 feet deep

Opponents bullpen size: averages approximately 85 feet wide by 30 feet deep

Distance of batter's eye glass to home plate: 432 feet away and 19 feet off the ground

Height of Mastercard Deck above the field: 37 feet

Infield foundation: Sand-based

Feet below street level: approximately 17 feet on average

Drainage pipe length: Approx. 14,000 linear feet

Irrigation pipe: Approx. 17,000 linear feet

Irrigation heads: Approx. 115

Concourse (average width): 32 feet

Foul poles height: 90 feet

MATERIALS IN ORIGINAL CONSTRUCTION

Concrete: approximately 45,000 cubic yards

Excavation: approximately 363,000 cubic yards

Rebar: approximately 4,000 tons

Structural steel: approx. 11,800 tons in over 30,000 pieces

Piles driven: 1,675 piles averaging 80 feet long

Stone: Indiana Limestone and Deer Isle Granite

Frieze: approx. 1,400 feet long with 300 tons of structural steel

Doors: approximately 1,300

Gallons of paint: 15,000



IN THE BUILDING

Ticket windows: 22 (includes 19 outside the Stadium and three inside the Stadium in the Great Hall)

Concessions (fixed): 27

Concessions (portable): approximately 75

Total concessions points of sale: approximately 465

Retail locations (fixed): 10

Retail locations (portable): approximately 25

Total retail points of sale: approximately 60

Width of seats: 19 inches to 24 inches

Width of aisles: 4 feet

Legroom in front of seats: 33 inches to 39 inches

Number of elevators: 21 (16 public elevators and five service elevators.)

Stairways: 30

Pedestrian ramps: 2 (at Gates 2 and 6)

Video monitors: approximately 1,500 flat-panel, high-definition monitors

Cup holders: approximately 40,000

Toilet fixtures: approximately 875

Men's fixtures ratio in non-premium seating: approx. 1 fixture per 78 men (based on 50% male / 50% female attendance)

Women's fixtures ratio in non-premium seating: approx. 1 fixture per 75 women (based on 50% male / 50% female attendance)

Family bathrooms: 12

Yankees clubhouse dressing area: 3,344 square feet

Visitors clubhouse dressing area: 1,496 square feet



Other Events at the Current Yankee Stadium

PINSTRIPE BOWL

Nebraska 20 – Boston College 15 12/28/24
MVP: RB Rahmir Johnson Att: 30,062

In the first ever meeting between the two teams, Nebraska defeated Boston College, 20-15, in a rain-soaked contest. Nebraska RB and Harlem native Rahmir Johnson was named MVP, tallying 59 yards on the ground, including a four-yard TD run in the second quarter. Nebraska, which led, 13-2, at the half and 20-2 after three quarters, outgained the Eagles on the ground, 131 to 47. The game marked the first-ever Pinstripe Bowl broadcast on ABC and featured football programs led by former NFL head coaches (Nebraska's Matt Rhule and Boston College's Bill O'Brien).



Nebraska RB and Harlem native Rahmir Johnson ran for 59 yards, including this four-yard TD run in the second quarter.

Rutgers 31 – Miami 24 12/28/23
MVP: RB Kyle Monangai Att: 35,314

Led by junior RB and game MVP Kyle Monangai (25 carries, 163 yards, 1TD), Rutgers totaled 208 rushing yards in defeating the Miami, 31-24. The Scarlet Knights trailed 17-14 with 5:06 left in the third quarter before taking the lead for good as DB Trevor Yeboah-Kodie blocked a punt, which was recovered in the end zone by DB Timmy Ward. Miami attempted a comeback, pulling to within seven points with 0:27 seconds to go after a 1-yard rushing TD by QB Jacurri Brown (20-for-31, 181 yards, 1TD, 1INT). Despite recovering the ensuing onside kick, the Hurricanes turned the ball over on downs, sealing the victory for Rutgers to secure the Scarlet Knights' first winning season since 2014.

Minnesota 28 – Syracuse 20 12/29/22
MVP: DB Coleman Bryson Att: 31,131

In spite of being outgained in total yards (477-215), first downs (27-14) and plays (85-49), Minnesota defeated Syracuse, 28-20. Replacing injured QB Athan Kaliakmanis in the second quarter, veteran Minnesota QB Tanner Morgan threw 2TD on just seven attempts. With Syracuse tightening the margin to 14-10 in the third quarter, Pinstripe Bowl MVP DB Coleman Bryson returned an interception 70 yards to the house to give the Golden Gophers a 21-10 advantage in their first ever appearance at Yankee Stadium.

Maryland 54 – Virginia Tech 10 12/29/21
MVP: QB Taulia Tagovailoa Att: 29,653

Maryland defeated Virginia Tech, 54-10, setting a Pinstripe Bowl record for points. QB Taulia Tagovailoa took home MVP honors, completing 20-of-24 passes for 2TD with 42 rushing yards on four carries. Terps DB Tarheeb Still opened the scoring with a bowl record 92-yard punt return at 12:44 of the first quarter, and WR Darryl Jones (4 rec., 111 yds.) had TD receptions of 70 and 32 yards in the second and third quarters. Virginia Tech fought back to 21-10 with 1:02 left in the second quarter, but Maryland scored 33 unanswered points the rest of the way.

Michigan State 27 – Wake Forest 21 12/27/19
MVP: QB Brian Lewerke Att: 36,895

Michigan State edged Wake Forest, 27-21, in the 10th annual Pinstripe Bowl. Down 7-3 in the first quarter, Spartans senior DT Mike Panasiuk returned a 14-yard interception for a touchdown to put them up 10-7. Despite a 21-20 Wake Forest lead at the half, Michigan State captain and Pinstripe Bowl MVP QB Brian Lewerke (passing: 26-for-37, 320 yards, 1 TD; rushing: 46 yards, 1 TD) put the Spartans on top for good with a 10-yard touchdown pass to WR Cody White. In the second half, the Demon Deacons were limited to 101 yards and shut out despite recovering two fumbles.

Wisconsin 35 – Miami 3 12/27/18
MVP: RB Jonathan Taylor Att: 37,821

Led by sophomore running back and Pinstripe Bowl MVP Jonathan Taylor (205 yards and 1 TD), Wisconsin routed Miami, 35-3, in both schools' first appearances in the Pinstripe Bowl. Carrying the Badgers to a wire-to-wire victory, the defense forced five turnovers that led to 21 points. UW controlled the clock, possessing the ball for nearly 40 minutes, while collecting 406 yards of total offense.



Wisconsin RB Jonathan Taylor led the offense with 205 yards rushing and 1 TD in the school's 2018 Pinstripe Bowl win.

Iowa 27 – Boston College 20 12/27/17
MVP: RB Akrum Wadley Att: 37,667

Despite being outgained in total yards, 383-200, Iowa defeated Boston College, 27-20. The Hawkeyes forced three turnovers while not committing any themselves. New Jersey native Akrum Wadley, who had 283 all-purpose yards (22 carries, 88 yards; 2 receptions, 24 yards; and 171 return yards) earned MVP honors for Iowa in his final college game. Eagles' running back AJ Dillon carried 32 times for 157 yards and one touchdown, and tight end Tommy Sweeney had seven catches for 137 yards and one touchdown.

Northwestern 31 – Pittsburgh 24 12/28/16
MVP: RB Justin Jackson Att: 37,918

Northwestern RB Justin Jackson earned MVP honors as the Wildcats defeated Pitt, 31-24. Northwestern running back Justin Jackson ran for three touchdowns and gained 224 yards, falling three yards shy of tying the NEPB's all-time, single-game rushing record. Despite losing QB Nathan Peterman and RB James Conner to injury, the Panthers led 24-21 early in the fourth quarter before Northwestern answered with a touchdown and field goal. Safety Kyle Queiro sealed the Wildcats' win with an interception on Pitt's final drive.

Duke 44 – Indiana 41 (OT) 12/26/15

Co-MVPs: QB Thomas Sirk/RB Shaun Wilson **Att: 37,218**
Co-MVPs Thomas Sirk and Shaun Wilson led Duke to its first bowl game victory since 1961, after Indiana kicker Griffin Oakes missed a game-tying, 38-yard field goal attempt in OT. Wilson scored twice, on an 85-yard touchdown run and a 98-yard kickoff return. Indiana's Devine Redding scored a touchdown and had a game-high 35 carries in a losing effort, establishing the all-time NEPB mark with 227 yards rushing. Indiana totaled 667 total yards in the loss, including 389 passing yards by QB Nate Sudfeld. The contest was the first-ever matchup under Yankee Stadium's new LED lights.

Penn State 31 – Boston College 30 (OT) 12/27/14

MVP: QB Christian Hackenberg **Att: 49,012**
A NEPB record-setting sold out crowd saw the first OT contest in the bowl game's history. After a BC touchdown and subsequent missed PAT on the opening possession of OT, Penn State QB Christian Hackenberg tossed a 10-yard TD pass to WR Kyle Carter to tie the game, 30-30. Kicker Sam Ficken, who previously tied the game with a 45-yard field goal with 20 seconds remaining, clinched the Nittany Lions' victory with a "walk-off" PAT.

Notre Dame 29 – Rutgers 16 12/28/13

MVP: OT Zack Martin **Att: 47,122**
Notre Dame broke a 13-13 halftime tie by outscoring Rutgers, 16-3, in the second half. Fighting Irish QB Tommy Rees went 27-for-47 for 319 yards and K Kyle Brindza went 5-for-6 in field goal attempts. Notre Dame had possession for 38:23.

Syracuse 38 – West Virginia 14 12/29/12


MVP: RB Prince-Tyson Gulley **Att: 39,098**
In a snow-filled contest, Syracuse junior RB Prince-Tyson Gulley had 213 rushing yards (26 carries, 2TDs) and 56 rec. yards (5 catches, 1TD) to win MVP honors. Syracuse's defense held the Mountaineers to 285 total yards and 0-for-14 on third and fourth downs.

Rutgers 27 – Iowa State 13 12/30/11

MVP: RB Jawan Jamison **Att: 38,328**
The Scarlet Knights led, 17-6, at halftime and put the game away with an 86-yard touchdown pass from QB Chas Dodd to WR Brandon Coleman in the fourth quarter. MVP Jawan Jamison rushed for 131 yards on 27 carries with two TDs.

Syracuse 36 – Kansas State 34 12/30/10

MVP: RB Delone Carter **Att: 38,274**
The inaugural New Era Pinstripe Bowl was decided by one play – a failed Wildcats two-point conversion with just over one minute left in regulation. Syracuse's Delone Carter rushed for 198 yards on 27 carries with two TDs and QB Ryan Nassib threw for 239 yards (13-for-21) with three TDs. Kansas State RB Daniel Thomas ran for 90 yards on 22 carries with three TDs.



The inaugural 2010 Pinstripe Bowl featured Kansas State and Syracuse, with the Orange winning, 36-34.

OTHER COLLEGE FOOTBALL**Notre Dame 49 – Army 14 Att: 47,342 11/23/24**

No. 6 ranked Notre Dame defeated No. 19 Army, 49-14, in their annual Shamrock Series game in front of a sellout crowd and 3.89 million viewers on NBC. The Irish, who went on to play in the National Championship game, were led by RB Jeremiah Love, who totaled 130 rushing yards and 2TDs on just seven carries and also hauled in a six-yard touchdown catch. Additionally, sophomore RB Jadarian Price ran for 53 yards and a pair of scores, and QB Riley Leonard threw 2TDs on 10-of-13 passing for 148 yards. Army QB Bryson Daily tallied 145 yards on a career-high 38 carries, scoring both touchdowns for the Black Knights.



Notre Dame RB Jeremiah Love scores a second-quarter rushing touchdown in his team's 49-14 win over Army.

Syracuse 28 – Pitt 13 Att: 17,101 11/12/23

To celebrate the 100th anniversary of the inaugural college football game at the original Yankee Stadium (Oct. 20, 1923), Syracuse defeated Pittsburgh, 28-13, in a rematch of the participants. The Orange recorded 392 yards on the ground, led by QB/TE Dan Villari's career-high 154 yards on 17 carries, including a 27-yard TD run in the fourth quarter. The Orange scored 21 unanswered points in the second half after trailing 13-7 going into halftime.

Ithaca 34 – SUNY Cortland 17 Att: 40,232 11/12/22

The 63rd Cortaca Jug game was held at Yankee Stadium as both teams entered the contest with undefeated 9-0 records. Cortland trailed 17-7 at the half and rallied to within three points in the early fourth quarter before Ithaca closed out the game with a 40-yard TD pass and 43-yard TD run in the final 10 minutes of the game. Ithaca QB A.J. Wingfield went 18-for-20 for 209 yards and 3TDs.

Dartmouth 27 – Princeton 10 Att: 21,506 11/9/19

In a matchup that featured two unbeaten Ivy League rivals, Dartmouth defeated Princeton, 27-10. After forcing three first-half turnovers, including a pick-six from senior DE Niko Losos in the first quarter, the Big Green took a commanding 17-7 lead at the half and never looked back. Dartmouth's run-heavy offense was led by New York native QB Jared Gerbino (3-for-6, 36 passing yards, 16 carries, 97 rushing yards, 2TD). The Big Green never trailed and outgained Princeton in total yards, 293-246.

Notre Dame 36 – Syracuse 3 Att: 48,104 11/17/18

No. 3 Notre Dame dispatched of No. 12 Syracuse, 36-3, as a sold-out crowd watched the highest-ranked matchup in New York City since 1947. The game – played as the ninth installment of Notre Dame's famed Shamrock Series – also marked the first time a top-20 ranked Notre Dame team played in New York City since 1946 (at the original Yankee Stadium). Quarterback Ian Book (23-for-37, 292 yards, 2 TD) led the undefeated Irish on offense, while the defense held Syracuse scoreless until the final minute of the game.



Fordham 54 – Holy Cross 14 Att: 21,375 11/12/16
The 31st Ram-Crusader Cup was the first to take place at the current Yankee Stadium. Fordham's offense was led by QB Kevin Anderson (28-of-33, 426 yards, 3TD) and RB Chase Edmonds (23 carries, 121 rushing yards, 4TD). Edmonds' third rushing score of the day set the Patriot League record for career rushing touchdowns. Fordham outgained Holy Cross in yards, 608-302.

Lafayette 27 – Lehigh 7 Att: 48,256 11/22/14
In the 150th meeting of college football's most-played rivalry, Lafayette RB Ross Scheuerman led his team to victory with a record-setting day on the ground. His 304 rushing yards (45 carries, 3TD) established a school and Patriot League record.

Army 35 – UConn 21 Att: 27,453 11/8/14
With Army holding on to a 28-21 lead late in the fourth, DB Chris Carnegie sealed the victory for the Black Knights with a 99-yard interception return for a TD. Army's victory was their first at the current Yankee Stadium and their first in the Bronx since 1960.

Rutgers 27 – Army 12 Att: 30,028 11/12/11
The Scarlet Knights scored 14 unanswered points at the end of the fourth, including a 32-yard return of a blocked punt with 6:36 left. Rutgers WR Mohamed Sanu caught a game-high 13 passes for 129 yards.

Notre Dame 27 – Army 3 Att: 54,251 11/20/10
The first football game at the current Yankee Stadium marked the 50th all-time meeting between the two teams. Heisman Trophy winners Johnny Lujack and Pete Dawkins served as honorary captains, joining Hal Steinbrenner for the coin toss. ND outgained Army in yards, 369-to-174, as Fighting Irish QB Tommy Rees threw for 214 yards (13-for-20) with one TD.

SOCCER

AC Milan 3 – Man. City 2 Att: 46,112 7/27/24
As part of the International Champions Cup tournament, however, "Man of the Match" Lorenzo Colombo responded with a pair of goals for the Rossoneri, who defeated the defending Premier League champs, 3-2. Goals: AC Milan-Colombo (30, 34), Nasti (78); Man. City-Haaland (19), McAtee (55). Shots (On Goal): AC Milan-9 (7); Man. City-10 (3). Yellow: AC Milan-Saelemaekers (73); Man. City-None. Red: None. Half: AC Milan 2 – Man. City 1.

Liverpool 2 – Sporting CP 2 Att: 31,112 7/24/19
Reigning UEFA Champions League winners Liverpool played to a 2-2 draw against Sporting CP of Lisbon. Goals: Liverpool-Origi (20), Wijnaldum (44); Sporting-Fernandes (4), Wendel (53). Shots (On Goal): Liverpool-16 (5); Sporting-11 (5). Yellow: Liverpool-Fabinho (88); Sporting-Neto (30). Red: None. Half: Liverpool 2 – Sporting 1.

Man. City 2 (1) – Liverpool 2 (3) Att: 49,653 7/30/14
As part of the International Champions Cup tournament, Liverpool defeated Manchester City on penalties after playing to a 2-2 draw during regulation. It marked the largest-ever soccer crowd at the current Yankee Stadium. Goals: Manchester City-Jovetic (53, 67); Liverpool-Henderson (59), Sterling (85). Shots (On Goal): MC-28 (8); Liverpool-15 (7). Yellow: Man. City-None; Liverpool-Coates (73). Red: None. Half: Man. City 0 – Liverpool 0.

Spain 2 – Ireland 0 Att: 39,368 6/11/13
Spain, the defending World Cup and European Champion, defeated Ireland in the first match between national teams at the current Yankee Stadium. Goals: Spain-Soldado (69), Mata (88); Ireland-None. Shots (On Goal): Spain-22 (12); Ireland-5 (3). Yellow: Spain-Pedro (11); Ireland-Cox (72), Quinn (82). Red: None. Half: Spain 0 – Ireland 0.

Man. City 5 – Chelsea 3 Att: 39,462 5/25/13
The Man. City victory took place just three days after a May 22 press conference announced the club's partnership with the Yankees on new MLS team New York City Football Club (NYCFC).

Goals: Manchester City-Barry (3), Nasri (29, 74), Milner (55), Dzeko (84); Chelsea-Ramires (46, 69), Mata (82). Shots (On Goal): MC-13 (11); Chelsea-25 (13). Yellow: Man. City-Tevez (22); Chelsea-None. Red: None. Half: Man. City 2 – Chelsea 0.



Manchester City defender Vincent Kompany plays the ball during his club's 5-3 win over Chelsea on May 25, 2013.

Real Madrid 5 – AC Milan 1 Att: 49,407 8/8/12
Yankees reliever Mariano Rivera took part in the ceremonial coin toss before Cristiano Ronaldo netted two goals in leading Real Madrid to victory. Goals: Real Madrid-Di Maria (24), Ronaldo (49, 66), Ramos (81), Callejon (89); AC Milan-Robinho (33). Shots (On Goal): Real Madrid-27 (12); AC Milan-8 (2). Yellow: Real Madrid-None; AC Milan-Nocerino (27), Prince-Boateng (55). Red: None. Half: Real Madrid 1 – AC Milan 1.



Cristiano Ronaldo (C) scored two goals in leading Real Madrid to a 5-1 victory over A.C. Milan on Aug. 8, 2012.

Chelsea 1 – PSG 1 Att: 38,202 7/22/12
Chelsea, the reigning Champions League champions, and PSG, eventual winners of the 2012-13 French Ligue 1 title, played to a 1-1 draw in the first soccer match at the current Yankee Stadium. Goals: Chelsea-Piazon (82); PSG-Nene (30). Shots (On Goal): Chelsea-12 (3); PSG-14 (5). Yellow: Chelsea-Mikel (58); PSG-Lavezzi (8), Sakho (41), Verratti (60). Red: None. Half: Chelsea 0 – PSG 1.




HOCKEY

Yankee Stadium was proud to host the NHL Stadium Series, marking the first hockey games played in the venue.

N.Y. Rangers 2 – N.Y. Islanders 1 Att: 50,027 1/29/14
Goals: First Period—None. Second Period—NYI-Nelson, 18:33 (Donovan, Clutterbuck); NYR-Pouliot, 19:13 (Brassard, Zuccarello). Third Period—NYR-Carcillo, 4:36 (Moore, Boyle). Shots on Goal: NYR 6-14-14-34; NYI 10-15-6-31. Goalies: NYR-Lundquist (31 shots, 30 saves), NYI-Nabakov (34 shots, 32 saves).

N.Y. Rangers 7 – N.J. Devils 3 Att: 50,105 1/26/14
Goals: First Period—NJD-Elias, 5:36 (Clowe); NYR-Moore, 9:07 (Stralman, Boyle); NJD-Elias PPG, 11:00 (Jagr, Zidlicky); NJD-Zajac, 16:07 (Jagr, Fayne); NYR-Staal, 16:59 (Moore). Second Period—NYR-Zuccarello, 2:48 (Moore, Brassard); NYR-Zuccarello, 12:44 (Brassard, Pouliot); NYR-Hagelin, 13:53 (Callahan, Stralman); NYR-Nash, 19:31 (Stepan, Staal); Third Period—NYR-Stepan PS, 10:06 (None). Shots on Goal: NYR 10-11-5-26; NJD 10-7-5-22. Goalies: NYR-Lundquist (22 shots, 19 saves), NJD-Brodeur (21 shots, 15 saves); Schneider (5 shots, 4 saves).



The Rangers and Devils skated in the first-ever hockey game at Yankee Stadium on Jan. 26, 2014.

BOXING

Cotto def. Foreman (TKO-9) Att: 20,272 6/5/10

Boxing returned to the home of the Yankees for the first time since 1976 with "Stadium Slugfest," as Miguel Cotto recorded a ninth-round TKO of Yuri Foreman in the main event, securing the WBA Super Welterweight title.



Yuri Foreman (L) lands a right hand during his main event fight with Miguel Cotto at Yankee Stadium.

Press Conference to Announce Manny Pacquiao-Miguel Cotto Fight 9/10/09

Yankee Stadium played host to a press conference announcing the Nov. 14, 2009, bout between Miguel Cotto and Manny Pacquiao, which took place at the MGM Grand Garden in Las Vegas.

PSAL CHAMPIONSHIP BASEBALL

2024 Championship Games	6/10/24
Game 1 CHSAA Senior Classic All-Star Game, 3-tie	
Game 2 "AAA-Division": Grand Street 2 – John Jay 0	
2023 Championship Games	6/12/23
Game 1 "AA-Division": Hunter College H.S.2 – Metropolitan Campus 1	
Game 2 "AAA-Division": Tottenville 7 – Gregorio Luperon 4	
2019 Championship Games	6/12/19
Game 1 "AA-Division": Lafayette Edu. Complex 2 – Inwood Campus 0	
Game 2 "AAA-Division": Gregorio Luperon 5 – Beacon 4	
2018 Championship Games	6/11/18
Game 1 "AA-Division": Bathgate Edu. 6 – Henry Van Arsdale 1	
Game 2 "AAA-Division": James Monroe 3 – Grand Street 0	
2017 Championship Games	6/12/17
Game 1 "AA-Division": Petrides 2 – HS of American Studies 1	
Game 2 "AAA-Division": James Monroe 13 – Tottenville 2	
2016 Championship Games	6/13/16
Game 1 "AA-Division": Bayside 3 – Eleanor Roosevelt 2	
Game 2 "AAA-Division": Midwood 3 – Tottenville 0	
2015 Championship Games	6/3/15
Game 1 "AA-Div.": East Side Community 7 – HS of American Studies 0	
Game 2 "AAA-Division": George Washington 1 – Tottenville 0	
2014 Championship Games	6/12/14
Game 1 "B-Division": Beach Channel/Channel View 7 – Bx. Science 5	
Game 2 "A-Division": Benjamin N. Cardozo 3 – Tottenville 1	
2009 Championship Games	6/9/09
Game 1 "B-Division": Health Profession/Human Services 4 – Taft 2	
Game 2 "A-Division": Norman Thomas 5 – Monroe 2	

PSAL FOOTBALL CHAMPIONSHIP

<u>Erasmus 27 – Tottenville 0</u>	Att: 2,625	12/4/19
<u>Erasmus 34 – South Shore 7</u>	Att: 2,497	12/4/18
<u>Curtis 36 – Erasmus 35</u>	Att: 3,242	12/5/17
<u>Curtis 24 – Erasmus 21</u>	Att: 3,429	12/2/16
<u>Grand Street 28 – Erasmus 26</u>	Att: 3,856	12/6/15
<u>Lincoln 13 – Erasmus 6</u>	Att: 2,802	12/10/14
<u>Lincoln 28 – Tottenville 27</u>	Att: 3,354	12/4/13
<u>Erasmus 15 – Tottenville 14</u>	Att: 4,077	12/4/12
<u>Lincoln 20 – Erasmus 12</u>	Att: 3,955	12/7/11
<u>Ft. Hamilton 8 – Lincoln 6</u>	Att: NA	12/6/10

NYU COMMENCEMENT

On May 14, 2008, NYU held its commencement at the original Yankee Stadium. Since then, the school has continued the tradition in the current Yankee Stadium. Commencement speakers have been: Martha Minow, former dean of Harvard Law School (5/15/24); Sanna Marin, Prime Minister of Finland (5/19/23); Taylor Swift (5/18/22); Poet Elizabeth Alexander (5/22/19); Canadian Prime Minister Justin Trudeau (5/16/18); Pharrell Williams (5/17/17); Ford Foundation President Darren Walker (5/18/16); Sherrilyn A. Ifill, President and Director/Counsel of the NAACP's Legal Defense and Educational Fund (5/20/15); Janet Yellen, Chair of the Board of Governors of the Federal Reserve System, (5/21/14); lawyer David Boies (5/22/13); Supreme Court Justice Sonia Sotomayor (5/16/12); former President Bill Clinton (5/18/11); actor Alec Baldwin (5/12/10); and then-Secretary of State Hillary Clinton (5/13/09).



Supreme Court Justice Sonia Sotomayor addresses students at the 2012 NYU Commencement.



CONCERTS

Jonas Brothers

8/12-13/23

New Jersey natives the Jonas Brothers kicked off the North American leg of their world tour with two shows at Yankee Stadium.

Hip Hop 50

8/11/23

The birth of Hip Hop was celebrated on the day of its 50th anniversary with an eight-hour show featuring dozens of legends, including Lil Wayne, Snoop Dogg, Ice Cube, Nas and headliners RUN DMC, in their final-ever concert appearance.




The 50th anniversary of Hip Hop was celebrated in its birthplace of the Bronx on Aug. 11, 2023, with headliner RUN DMC closing the show at Yankee Stadium.

Bad Bunny / Diplo

8/27-28/22

Joined by EDM favorite Diplo as an opener, Bad Bunny brought his "World's Hottest" Tour to the Bronx for a pair of sellout shows.



On Aug. 27 & 28, 2022, Bad Bunny performed at Yankee Stadium as part of his "World's Hottest" tour.

Garth Brooks

7/8-9/16

Joined by Trisha Yearwood, Garth Brooks played his first major New York City concerts in 20 years. The two shows marked the first country music events held at the current Yankee Stadium.

Romeo Santos

Att: 36,572 / 39,744 7/11-12/14

The "King of Bachata" became the first Latin artist to headline at the current Yankee Stadium with shows on consecutive nights.

JAY-Z/Justin Timberlake

Att: 43,609 / 42,561 7/19-20/13

The Legends of Summer tour made two stops at Yankee Stadium.

Madonna

Att: 37,775 / 37,767 9/6 & 8/12

The pop icon and best-selling female rock artist of the 20th century played two nights at Yankee Stadium on her MDNA Tour.



Madonna performs on Sept. 6, 2012, during the first of two Yankee Stadium shows as part of her MDNA tour.

Roger Waters

Att: 31,752 / 28,392 6/6-7/12

The co-founder and principal songwriter of Pink Floyd brought his production of *The Wall*, including a 20,000-square-foot screen.

The Big 4

Att: 41,451 9/14/11

Metallica, Slayer, Megadeth and Anthrax performed a combined 9 hrs. of music in front of a headbanging crowd.

Paul McCartney

Att: 44,037 / 43,966 7/15-16/11

The legendary Beatle performed hits spanning his entire career.



Paul McCartney performs on July 15, 2011, in the first of two consecutive nights of shows at Yankee Stadium.

JAY-Z/Eminem

Att: 45,434 / 46,272 9/13-14/10

This double-bill of Grammy winners performed in Yankee Stadium's first-ever concerts.




On Sept. 13-14, 2010, JAY-Z [L] and Eminem took the stage for the first concerts held at the current Yankee Stadium.

DAMON RUNYON 5K RUN/WALK

Since the current Yankee Stadium opened in 2009, the Damon Runyon 5K Charity Run/Walk has been an annual event. Thousands of participants, including cancer patients, survivors, family, friends and scientists have run or walked the Yankee Stadium concourses, warning track and playing field to raise money for charity. Proceeds support young scientists funded by the Damon Runyon Cancer Research Foundation. Dates of the events have been: 7/29/23, 9/29/22, 5/11/19, 4/15/18, 7/15/17, 8/21/16, 11/15/15, 8/3/14, 8/18/13, 8/12/12, 8/7/11, 8/15/10 and 11/15/09.

WINTER WONDERLAND

Beginning in 2010, Yankee Stadium has been transformed into the North Pole for the Bronx Winter Wonderland event. Each year, approximately 5,000 children from the Bronx are treated to a holiday festival in the Great Hall, complete with Christmas decorations, holiday music and food and beverages. Santa also hands out a toy to each child in attendance. Dates of the events have been: 12/13/24, 12/15/23, 12/16/22, 12/17/21 (toys given directly to community partners), pause in 2020 due to COVID pandemic, 12/13/19, 12/14/18, 12/15/17, 12/9/16, 12/11/15, 12/12/14, 12/13/13, 12/7/12, 12/16/11 and 12/17/10.



The Great Hall annually transforms into a Winter Wonderland for Bronx youth during the holiday season.

BEYOND SPORT

This unique one-day event is designed to serve as a forum for discussion of the best community initiatives of sports teams and organizations from around the world. Dates of the events have been: 11/17/22, 6/10-11/14, 11/13/12 and 9/27/11.

PITCH IN CHARITY SOFTBALL

The New York Yankees Foundation and CC Sabathia's charitable nonprofit – the PitCCh In Foundation – have joined together to host the annual CC Sabathia Charity Softball Game on multiple occasions at Yankee Stadium. The star-studded event has featured many celebrities and athletes, including Michael Strahan, The Kid Mero, Tiki Barber, Johnny Damon, Fat Joe, Giancarlo Stanton, Leslie Jones and Victor Cruz, among others. All proceeds from the event benefit the PitCCh In Foundation, helping to enrich the lives of inner city children through education and athletics, and the New York Yankees Foundation. Dates of the events have been: 7/24/23, 5/16/19, 6/28/18.

OTHER PERFORMERS/EVENTS

Joel and Victoria Osteen 8/6/22, 6/7/14, 4/25/09
Joel and Victoria Osteen have brought their celebration of faith to Yankee Stadium on three different occasions. Their service in 2009 was the first non-baseball event at the current Yankee Stadium.

COVID-19 Vaccinations 2/5/21 - 12/22/21
Yankee Stadium began hosting COVID-19 vaccinations on Feb. 5, 2021. The site, established through a partnership between New York State, New York City, the New York Yankees, SOMOS Community Care and the New York National Guard, was developed to not only directly address the Bronx's concerning positivity rate — which was the highest among all New York City boroughs — but to also further the State's and City's mandate for fairness and social equity in the vaccine distribution process. During its operation, 104,109 vaccine doses were administered at the Yankee Stadium site.

Babe Ruth Auction 6/15/19
Hunts Auction, Inc. hosted a historic live auction at Yankee Stadium that featured the personal collection of Babe Ruth. With over 400 items sold, the highlight of the auction was a Babe Ruth New York Yankees professional model road jersey dating to the 1928-30 period that sold for a record-breaking \$5,640,000. The jersey is the most expensive piece of sports memorabilia to have ever been sold.

Megan Leavey Movie Premiere 6/5/17
Yankee Stadium hosted its first-ever movie premiere, debuting *Megan Leavey*, which tells the story of a young Marine injured in combat in Iraq and her unbreakable bond with her combat dog Rex. Stars Kate Mara and Edie Falco attended with rapper/actor Common, who performed a concert for those in attendance.

Green Sports Alliance Leadership Awards 6/4/15
The Green Sports Alliance leverages the cultural and market influence of sports to promote healthy, sustainable communities where we live and play. They do so by inspiring sports leagues, teams, venues, their partners and millions of fans to embrace renewable energy, healthy food, recycling, water efficiency, species preservation, safer chemicals and other preferable practices. During the ceremony, the Yankees were honored with the 2015 Environmental Leadership Award.

"True Blue" Celebrity Charity Softball Game 6/3/15
The Yankees, WFAN and its Boomer and Carton Morning Show hosted "True Blue" – a celebrity softball game that honored the memories of NYPD officers Brian Moore, Wenjian Liu and Rafael Ramos, who were lost in the line of duty. All net ticket proceeds benefited the Silver Shield Foundation, N.Y. PBA Widows' and Children's Fund and the families of officers Moore, Liu and Ramos.

MLB Diversity Summit 4/14-15/14
The Yankees and Major League Baseball co-hosted the 2014 MLB Diversity Summit, a unique sports career and trade fair that provided job seekers and entrepreneurs with opportunities to connect directly with decision-makers from various MLB entities.

H.S. Baseball All-Star Game: NYC vs. Chicago 7/1/13
A team of Chicago all-star high school baseball players defeated a team of New York City PSAL All-Stars, 9-0.

Ascend Foundation Conference 4/20/13
Ascend is a non-profit professional association that helps to realize the leadership potential of Pan-Asians in global corporations. Hideki Matsui was the guest speaker.

Victoria's Secret Model Search 10/3/09
Yankee Stadium hosted an open casting call to select Runway Angels for Victoria's Secret 2009 Fashion Show. Five finalists were selected from nearly 3,000 entrants.

New York City FC



New York City Football Club is an American professional soccer team based in New York City that competes in the Eastern Conference of Major League Soccer (MLS). It was announced as the league's 20th franchise on May 21, 2013, and is the first and only MLS Club located within the five boroughs of New York City. Majority owned by City Football Group (CFG), New York City FC plays its home games at Yankee Stadium, which is also home to one of its minority owners, the New York Yankees.

The club made its MLS debut on March 8, 2015, in a 1-1 draw at Orlando City SC. One week later, in its home opener at Yankee Stadium on March 15, 2015, the club earned its first win, defeating the New England Revolution, 2-0.

New York City FC has qualified for the postseason in eight of their 10 seasons in existence (2016-22, '24). They won their first-ever MLS Cup on Dec. 11, 2021, defeating the Portland Timbers at their home ground of Providence Park. The contest finished 1-1 after extra time (NYCFC: Taty Castellanos, 41'; POR: Felipe Mora, 90+4'), with the Boys in Blue prevailing, 4-2, in a penalty shootout. Goalie Sean Johnson stopped two of four penalties and Alexander Callens hit the match-clinching kick in the fifth round.

Apple TV is the broadcast home for all MLS regular season, playoff and cup matches.



New York City FC celebrates their penalty-kick shootout MLS Cup win over Portland on Dec. 11, 2021, at Providence Park. To get to the final, NYCFC won vs. Atlanta in Round One (2-0), at New England in the Conference Semis (2-2 AET, 5-3 PKs) and at Philadelphia (2-1) in the Conference Finals.

Main Office

600 Third Avenue, 30th Floor
New York, NY 10016
Phone: (212) 738-5900
E-mail: nycfc@nycfc.com

Website: www.newyorkcityfc.com

X: [@newyorkcityfc](https://twitter.com/newyorkcityfc)

Ticketing & Fan Services

855.77.NYCFC (855.776.9232)
FanServices@nycfc.com, [@NYCFCHelp](https://www.nycfc.com)

Administration/Staff

CEO: Brad Sims
Sporting Director: David Lee
Head Coach: Pascal Jansen
Asst. Coaches: Mehdi Ballouchy, Leon Hapgood,
Rob Vartughian

Communications

Press Inquiries: press@nycfc.com
Vice President: Sam Cooke
Senior Director: Amanda Marston
Director: William Jones
Senior Managers: Esteban Camino, Andy Koreyva,
Livia Paula Manning


NYCFC — ALL-TIME REGULAR SEASON RECORD

Year	Total			Home		Away	Leading	Head	Conf. Finish/ Playoffs Result
	W-L-T	PTS	GF	GA	W-L-T	W-L-T	Scorer	Coach	
2015	10-17-7	37	49	58	6-7-4	4-10-3	Villa (18)	Jason Kreis	8th-DNQ
2016	15-10-9	54	62	57	8-3-6	7-7-3	Villa (23)	Patrick Vieira	2nd-Conf. Semis
2017	16-9-9	57	56	43	*10-2-5	6-7-4	Villa (22)	Patrick Vieira	2nd-Conf. Semis
2018	16-10-8	56	59	45	12-1-4	4-9-4	Villa (14)	Vieira/Torrent	3rd-Conf. Semis
2019	18-6-10	64	63	42	11-1-5	7-5-5	Heber (15)	Domenec Torrent	**1st-Conf. Semis
2020	*12-8-3	39	37	25	*7-2-0	4-4-3	Castellanos (6)	Ronny Delia	5th-Round One
2021	14-11-9	51	56	36	*10-3-4	4-8-5	Castellanos (19)	Ronny Delia	4th-Won MLS Cup
2022	16-11-7	55	57	41	*10-3-4	6-8-3	Castellanos (13)	Delia/Cushing	**3rd-Conf. Finals
2023	9-11-14	41	35	39	*8-3-6	1-8-8	Pereira (6)	Nick Cushing	11th-DNQ
2024	14-12-8	50	54	49	*10-4-3	4-8-5	Martínez (17)	Nick Cushing	**6th-Conf. Semis
ALL-TIME	140-105-84	504	528	435	*92-29-41	47-74-43	Villa (77)		

*Includes two games in 2017 (0-0-2) played at substitute venues due to Yankee Stadium scheduling conflicts. In 2020, played three neutral site games at ESPN Wide World of Sports (1-2-0), not counted in H/R totals. Also in 2020, played five home games at Red Bull Arena (4-1-0) and four at Yankee Stadium (3-1-0). In 2021, played eight home games at Red Bull Arena (4-2-2) and nine at Yankee Stadium (6-1-2). In 2022, played three home games at Red Bull Arena (1-2-0), four at Citi Field (2-0-2) and 10 at Yankee Stadium (7-1-2). In 2023, played two home games at Red Bull Arena (2-0-0), six home games at Citi Field (3-2-1) and nine at Yankee Stadium (3-1-5). In 2024, played two home games at Red Bull Arena (2-0-0), six home games at Citi Field (3-2-1) and nine at Yankee Stadium (5-3-1).

**Played postseason games at Citi Field in 2019, '22 and '24.





History of the Original Yankee Stadium

One year after changing the course of Baseball history with the purchase of Babe Ruth from the Boston Red Sox, the Yankees made another acquisition that would forever alter the way the game was watched.

On February 5, 1921, the Yankees issued a press release announcing the purchase of 10 acres of property in the west Bronx. The land, purchased from the estate of William Waldorf Astor for \$675,000, sat directly across the Harlem River from the Manhattan-situated Polo Grounds, which the Yankees had been unhappily sharing with their landlord, the New York Giants of the National League, since 1913.

The relationship between the clubs crumbled after the 1920 season when the Yankees' attendance—boosted by their new slugging sensation—doubled to almost 1.3 million, approximately 25 percent more than that of the Giants. In 1921, the Giants asked the Yankees to vacate the Polo Grounds as soon as possible. With their departure from the Polo Grounds now inevitable, Yankees co-owners Jacob Ruppert and Tillinghast L'Hommedieu Huston set out to build a spectacular ballpark of their own, Baseball's first triple-decked structure. With an advertised capacity of 70,000, it would also be the first to be labeled a "stadium."

Original plans by the architect—the Osborn Engineering Company of Cleveland, Ohio—had the Stadium triple-decked and roofed all the way around. An early press release, in fact, described the Yankees' new home as a field enclosed with towering embattlements rendering the events inside "impenetrable to all human eyes, save those of aviators." But the initial grand design was quickly scaled back with the triple-decked grandstand not

reaching either foul pole. Contrary to the owners' wishes, the action would be visible from the elevated trains that passed by the outfield, as well as from the buildings that would spring up across River Avenue. Fortunately, a purely decorative element survived the project's early downsizing and would become the park's most recognizable feature. A 15-foot-high copper frieze adorned the front of the roof, which covered much of the Stadium's third deck. It would give Yankee Stadium a stately dignity that became its signature.

The new stadium would favor left-handed power hitters with the right-field foul pole only 295 feet from home plate (though the right-field fence would shoot out to 429 feet in right-center). The left-field pole measured only 281 feet from the plate, but right-handed hitters would be neutralized by a 395-foot left field and a whopping 460 feet to left-center. The new stadium would also be patron-friendly, boasting an unheard of "eight toilet rooms for men and as many for women scattered throughout the stands and bleachers." (After the Stadium was remodeled 50 years later, it included more than 50 restrooms.) The club's executive offices would be moved from Midtown Manhattan and relocated between the main and mezzanine decks with an electric elevator connecting them with the main entrance.

The construction contract was awarded to New York's White Construction Company on May 5, 1922, with the edict that the job be completed "at a definite price" of \$2.5 million by Opening Day 1923. Incredibly, it was. In only 284 working days, Yankee Stadium was ready for its inaugural game on April 18, 1923 vs. the Boston Red Sox.

An announced crowd of 74,200 fans packed Yankee Stadium while thousands more milled around outside after the fire department finally ordered the gates closed. Before the game began, John Philip Sousa and the Seventh Regiment Band led both clubs to the flagpole in deep center field, where the American flag and the Yankees' 1922 pennant were raised. Appropriately, Ruth christened his new home with a three-run homer to cap a four-run third inning as the Yankees coasted to a 4-1 win over the Boston Red Sox.

Because it was widely recognized that Ruth's tremendous drawing power made the new stadium possible, *New York Evening Telegram* sportswriter Fred Lieb dubbed it "The House That Ruth Built." Later that season, the Stadium hosted the first of 37 World Series, as the Yankees won their first World Championship by defeating their former landlord, the Giants. Of course, as the original Stadium became the stage for a staggering 26 world titles, it would also become known as "The Home of Champions."

In its early years, when wooden bleachers surrounded the outfield, a grass slope rose toward the outfield walls from foul pole to foul pole. Outfielders, especially Ruth in right, routinely backed up the small hill to pull down fly balls. Advertising signs lined the tops of the bleachers except in right-center, where a lone manually operated wooden scoreboard was large enough to record 12 innings for games played by every club in the two major leagues. Over the years, the board would be replaced by more modern models. The Yankees, in fact, would unveil Baseball's first electronic message board in 1959.

By 1928, the Stadium was ready for its first major face-lift. The triple-decked grandstand in left field was extended beyond the foul pole and several rows of box seats were removed in order to extend the left-field foul pole distance to 301 feet. The right-field grandstand was extended in 1937, allowing for "upper-deck" home runs in both directions. With the grandstand expansion, the remaining wooden bleachers were replaced with a concrete structure, and the distance to center field dropped from 490 feet to a still-distant 461 feet.

In 1932, the Yankees began their tradition of commemorating their heroes with monuments and plaques when they dedicated a monument to



Yankee Stadium in the 1920s

Manager Miller Huggins, who had died suddenly during the 1929 season. Five more monuments were added (one each for Lou Gehrig, Ruth, Mickey Mantle and Joe DiMaggio and one to honor the victims and heroes of the terrorist attacks of September 11, 2001) along with numerous plaques. For years, existing monuments were in the field of play in deep center field, and outfielders occasionally had to work around them to retrieve baseballs hit to that part of the park.

Except for the addition of lights in 1946, the look of Yankee Stadium remained relatively unchanged until the winter of 1966-67. Then, under the direction of the Yankees' new owner, CBS, the 44-year-old facility received a \$1.5 million modernization, most of which was spent on 90 tons of paint. The brown concrete exterior was painted white as was the timeworn greenish copper frieze. Also, all of the grandstand seats went from green to blue, a color scheme that would be retained when the Stadium was completely remodeled after the 1973 season.

On August 8, 1972, after years of debate about the future of the aging ballpark, the Yankees signed a 30-year lease with the City of New York, which called for Yankee Stadium to be completely modernized in time for the 1976 season. After completing the Stadium's 50th-anniversary in 1973, the Yankees moved to Shea Stadium for two seasons while the majority of Yankee Stadium was torn down and rebuilt.

The most striking change of the modernization was the removal of the numerous obstructive steel columns that supported the second and third decks, as well as the roof. By "cantilevering" the upper decks and lowering the playing field while increasing the slope of the lower stands, sight lines for fans were dramatically improved. Capacity was reduced from 65,010 in 1973 to 54,028 upon reopening as wider plastic seats replaced wooden seats.

Of course, with the removal of the original roof, the Stadium almost lost its most-recognizable feature: the copper frieze. However, an innovative design concept included an exact replica of the frieze atop the new 560-foot-long scoreboard wall, which stretched across the rear of the bleachers. The board also included Baseball's first "telescreen," which could provide instant replays of the action by employing a then-incredible "nine shades of gray."



The original manual scoreboard



The original Yankee Stadium, shown during construction, was completed in only 284 working days.

Yankee Stadium's exterior changed dramatically, as three escalator towers were added, one at each of the Stadium's three entrances. With seven additional rows of seats added to the upper deck, the already grand Stadium received an even more majestic look. A 138-foot Louisville Slugger-shaped smokestack, commonly called "The Bat," was added outside the Stadium near the home-plate entrance.

The renovated Stadium also saw the mammoth fence distances in left and center field greatly reduced as "Death Valley" in left-center was brought in from 457

feet to 430 feet, and straightaway center field was slimmed from 463 feet to 417 feet. Subsequent alterations prior to the 1985 and 1988 seasons brought fences in to the configuration that is now replicated in the current Yankee Stadium.

The remodeled original Yankee Stadium reopened on April 15, 1976—with the Yankees topping Minnesota, 11-4. Like its predecessor and successor, it hosted the World Series in its inaugural season. In fact, the remodeled Stadium hosted the Fall Classic in its first three seasons, as the Yankees followed their 1976 Series loss to Cincinnati by winning back-to-back World Series titles in 1977 and 1978 over the Dodgers.

As one of the world's most prestigious addresses, the original Yankee Stadium was also the home for scores of other sports, entertainment and cultural events. While the Yankees were on the road or in the offseason, the Stadium opened its gates to college and pro football, soccer, political assemblies, religious conventions, concerts and even the circus.

Boxing immediately found a home at Yankee Stadium with Benny Leonard winning a 15-round decision over Lou Tondler for the lightweight title just three months after the gates opened on July 23, 1923. When Muhammad Ali stopped Ken Norton on September 28, 1976, it marked the 30th championship fight at the Stadium. All previous Stadium title bouts had taken place between 1923 and 1959—perhaps none more memorable than the June 22, 1938, heavyweight championship rematch between Joe Louis and Germany's Max Schmeling. After suffering a knockout loss in the initial non-title encounter at the Stadium two years earlier, Louis—now the heavyweight champ—avenged his defeat with a stunning first-round KO.

Football also became an immediate fixture at Yankee Stadium with Syracuse and Pittsburgh inaugurating a rich history of collegiate and professional matchups on October 20, 1923. Five years later at Yankee Stadium, on November 12, 1928, during halftime of a scoreless Army-Notre Dame contest, legendary coach Knute Rockne made his famous "Win One for the Gipper" speech, spurring the Fighting Irish to a 12-6 victory.


The New York Football Giants also called Yankee Stadium home from 1956 through 1973 and on December 28, 1958, took part in what has since been dubbed "The Greatest Game Ever Played." With the NFL championship at stake, a crowd of 64,185 watched the Baltimore Colts tie the game, 17-17, on a Steve Myrha field goal with seven seconds left. Eight minutes into professional football's first-ever "sudden-death" overtime period, the Colts' Alan Ameche crashed into the end zone from the 1-yard line, ending a contest that would help establish pro football as a major sport.

The Stadium was also an important stop for religious conventions, especially those of the Jehovah's Witnesses. In 1950, the group began holding conventions at the Stadium, including one that drew 123,707 people on August 3, 1958—the largest single-day event in Stadium history. On October 4, 1965—with the Yankees out of the World Series for only the third time in 17 years—the Stadium held the first-ever Papal Mass in the United States as Pope Paul VI celebrated Mass before a crowd in excess of 80,000. Pope John Paul II also celebrated Mass at the original Yankee Stadium on October 2, 1979, during his tour of the United States.

On August 16, 2006, a groundbreaking ceremony was held for a new Yankee Stadium to be ready for the 2009 season. The location chosen for the new building was the north side of 161st Street and River Avenue in the Bronx, directly across the street from the site of the original.

As part of its final season in 2008, Yankee Stadium hosted a third papal visit on April 20 from Pope Benedict XVI, NYU's commencement ceremony on May 14 (believed to be the first-ever college commencement in Stadium history) and a 15-inning, 4-3, AL victory in the All-Star

Game on July 15 (the fourth at Yankee Stadium, joining Midsummer Classics in 1939, 1960-Game 2 and 1977).

The building took its final bow on Sept. 21, 2008, when the Yankees played the last game in Stadium history. Gates opened at 1:00 p.m., allowing approximately 13,000 fans the opportunity to visit Monument Park and walk around the warning track. With a national Sunday night audience watching on television, all-time Yankees greats, along with the evening's starting lineup, took their positions in the field before Julia Ruth Stevens, daughter of Babe Ruth, tossed out the ceremonial first pitch. Fittingly, the game ended in a Yankees victory, this one over the Baltimore Orioles, 7-3. After the final out, the club assembled by the pitcher's mound at the side of captain Derek Jeter. Over the PA, he thanked the crowd for their years of support, while reminding everyone of the new memories soon to be made. 

In the bottom of the seventh inning of the Yankees' final home game on September 21, 2008, a taped valedictory was given on the Yankee Stadium video board by longtime public address announcer Bob Sheppard, who was unable to say goodbye in person as he continued to recover at home from an illness that had kept him away from the Stadium for the entire season. His appearance on screen brought a reverential hush to the crowd as everyone recognized they were about to hear the most perfect of all couplings perhaps for the last time—Bob Sheppard's voice reverberating in the original Yankee Stadium. He said the following:

"Farewell, old Yankee Stadium, farewell. What a wonderful story you can tell. DiMaggio, Mantle, Gehrig and Ruth, A baseball cathedral in truth."

Negro Leagues at the Original Yankee Stadium



Satchel Paige warming up at Yankee Stadium on August 2, 1942.

For almost 20 years in the 1930s and '40s, Yankee Stadium was a regular home to Negro Leagues baseball. During that time the greatest Black stars of the day drew thousands of fans to watch players prohibited from playing in the Major Leagues at the time. Almost every Negro Leagues player of note over that two-decade stretch played at Yankee Stadium, including Hall of Famers Leroy "Satchel" Paige, John Henry "Pop" Lloyd, "Cool Papa" Bell, Oscar Charleston, Buck Leonard, Hilton Smith and Josh Gibson, who hit some of the longest home runs in the Stadium's history.

Yankee Stadium opened to Black baseball on July 5, 1930, when Yankees owner Jacob Ruppert donated the free use of the facility to the New York Lincoln Giants and Baltimore Black Sox for a benefit doubleheader to raise money for the Brotherhood of Sleeping Car Porters, one of America's most prominent Black unions. The games raised approximately \$3,500 and included the appearance of Bill "Bojangles" Robinson who entertained the crowd along with the 369th Hell Fighters marching band.

Black baseball games at Yankee Stadium usually took place on Sundays when the Yankees played on the road. Sometimes a pair of teams would play a doubleheader, while at other times four-team doubleheaders were scheduled in order to maximize attendance and profits. Bands often performed and celebrities such as Joe Louis and New York City Mayor Fiorello LaGuardia were common. Track races and other pregame contests also delighted fans.

In 1931, Lloyd organized an All-Star team of Black players named the "Harlem Stars," which played several games at Yankee Stadium. Eventually, that team became the New York Black Yankees of the Negro National League. The club went on to use Yankee Stadium for a portion of their home schedule between 1936 and 1947, often wearing the used uniforms of the Major League Yankees. In the spring of 1941, Paige,

Black baseball's greatest pitcher, briefly joined the Black Yankees, pitching and winning his only game in a New York uniform at Yankee Stadium.

Yankee Stadium also served as the venue for Black baseball All-Star games and championship contests. One of the most memorable Negro Leagues All-Star games took place on August 27, 1939, when the Negro National League defeated the Negro American League, 10-2, with the help of Gibson's bases-clearing triple.

Ruppert's death in 1939 did not put a stop to Black baseball at the Stadium. In fact, the Yankees sponsored a Jacob Ruppert Memorial Cup tournament among Negro National League teams. Ten doubleheaders were held at Yankee Stadium that summer to determine a winner, and on September 24, 1939, the Baltimore Elite Giants were crowned champs in Ruppert's name.

In October 1946, Yankee Stadium was home to two noteworthy exhibition games between an African-American All-Star team managed by Paige and an American League All-Star team led by future Hall of Famer Bob Feller. Cleveland Indians pitcher Bob Lemon hit a home run to win the first game for the AL but Paige out-pitched Feller in the second game to earn a split.

When Jackie Robinson finally broke the color barrier with the Brooklyn Dodgers in 1947 (after having played at the Stadium as a member of the Kansas City Monarchs in 1945), it was a watershed moment in the history of civil rights in the United States. But it also precipitated the decline and eventual extinction of the Negro Leagues.

Black baseball's relationship with the New York Yankees came to a close on August 20, 1961, as stars of the Negro American League gathered for its All-Star Game at Yankee Stadium. Paige, reportedly 55 years old at the time, pitched three scoreless innings and claimed the game's Most Valuable Player honors. *✱*



Dressed in their Homestead Grays uniforms, Hall of Famers Josh Gibson [L] and Buck Leonard [R] join Sam Bankhead [C] at Yankee Stadium in 1939.



Other Events at the Original Yankee Stadium

Boxing

Prizefighting was a regular staple of the original Yankee Stadium. Notable championship fights are listed below, while other cards (including the first-ever \$1 million non-title bout with Jack Dempsey knocking out Jack Sharkey on 7/21/27) also took place.

DATE	WINNER/LOSER	DATE	WINNER/LOSER
7/23/23	Leonard dec Tendler	6/19/46	Louis KO Conn
6/26/24	Greb dec Moore	9/18/46	Louis KO Mauriello
5/30/25	Berlenbach dec McTigue	9/27/46	Zale KO Graziano
9/11/25	Berlenbach KO Slattery	6/25/48	Louis KO Walcott
9/21/25	Walker dec Shade	9/23/48	Williams KO Flores
6/10/26	Berlenbach dec Stribling	8/10/49	Charles KO Lesnevich
7/26/28	Tunney KO Heeney	9/8/50	Saddler KO Pep
7/18/29	Loughran dec Braddock	9/27/50	Charles dec Louis
6/12/30	Schmeling DQ (foul) Sharkey	6/25/52	Maxim KO Robinson
7/17/30	Singer KO Mandell	6/17/54	Marciano dec Charles
8/30/37	Louis dec Farr	9/17/54	Marciano KO Charles
6/22/38	Louis KO Schmeling	9/21/55	Marciano KO Moore
6/28/39	Louis KO Galento	9/23/57	Basilio dec Robinson
6/28/39	Ambers dec Armstrong	6/26/59	Johansson KO Patterson
6/20/40	Louis KO Godoy	6/28/76	Ali dec Norton



The boxing ring was located just above second base at the original Yankee Stadium.

Professional Football

1926	New York Yankees (AFL)
1927-28	New York Yankees (NFL)
1936-37	New York Yankees (NFL)
1940	New York Yankees (AFL)
1946-49	New York Yankees (AFL)
1950-51	New York Yankees (AFL)
1956-73	New York Giants (NFL); all-time regular season record at Yankee Stadium, 66-49-6. All-time postseason record at Yankee Stadium, 2-2.
1976	New York Jets (NFL) exhibition games

Notable Games:

11/3/23	Third Army Corps (Md.) 55 - Toronto Argonauts 7 (First professional game at Yankee Stadium)
10/21/36	N.Y. Yankees 7 - Pittsburgh Americans 6 (AFL) (First night football game at Yankee Stadium)
12/30/56	New York Giants 47 - Chicago Bears 7; NFL Championship Game, Giants win third title in team history.
12/28/58	Baltimore Colts 23 - New York Giants 17 (OT); "The Greatest Game Ever Played," NFL Championship Game, first OT game in NFL history.
12/30/62	Green Bay Packers 16 - New York Giants 7; NFL Championship Game
12/10/72	Miami Dolphins 23 - New York Giants 13; Dolphins improve to 13-0 in perfect 17-0 season.

College Football

1923-46	Fordham vs. NYU series
1923-48	NYU uses Stadium as a secondary home field
1925-29; 31-46; '69	Army vs. Notre Dame at the Stadium (22 times)
1930-31	Army vs. Navy played at the Stadium (2 times)
1968-73; '76-87	Grambling vs. various schools (18 times)

Notable Games:

11/12/28	Notre Dame 12 - Army 6, scoreless at halftime, Knute Rockne gives his famous "win one for the Gipper" speech in the locker room
11/9/46	Notre Dame 0 - Army 0 in battle featuring four Heisman Trophy winners (Doc Blanchard-1945; Glenn Davis-1946; Johnny Lujack-1947 and Leon Hart-1949)
12/15/62	Gotham Bowl, Nebraska 36 - Miami 34

Notable Team Records in Org. Yankee Stadium Games:

Army	17-17-4 in 38 games
Fordham	13-5-1 in 19 games
Notre Dame	15-6-3 in 24 games
NYU	52-40-4 in 96 games

Soccer

6/28/31	Exhibition: Glasgow Celtic 4, New York Yankees 1 (of the American Soccer League)
9/16/34	Charity match: Jewish All-Stars 3 - Irish All-Stars 0
9/27/36	Macabees of Palestine 6 - NY State All-Stars 0
11/8/36	ASL All-Stars 4 - Macabees of Palestine 1
5/4/47	Hapoel of Palestine 2 - U.S. All-Stars 0 (61,000 tickets sold)
1952	American Soccer League games
6/15/52	Tottenham Hotspur 7 - Manchester United 1
6/8/53	International Friendly: England 6 - U.S.A. 3

6/14/53	Liverpool 1 - Young Boys Club of Switzerland 1
4/29/56	Israel Olympic Team 2 - ASL All-Stars 1
9/5/66	Santos 4 - Inter Milan 1
1967	New York Skyliners a.k.a. Cerro of Uruguay (United Soccer Association)
1967-68	New York Generals (NPSL)
8/26/67	Inter Milan 1 - Santos 0
10/15/67	Israel National Team 3 - ASL All-Stars 1
6/21/68	Santos 4 - Napoli 2 (Att: 43,702)
7/12/68	New York Generals 5 - Santos 3
8/21/68	Real Madrid 4 - New York Generals 1
9/1/68	Santos 3 - Benfica 3 (including Eusebio)
5/30/69	Barcelona 3 - Juventus 2
6/27/69	Inter Milan 2 (PK win) - Sparta Prague 2
	A.C. Milan 4 - Panathinaikos 0
6/29/69	A.C. Milan 6 - Inter Milan 4
1971, 1976	New York Cosmos (NASL), including Pele
5/28/76	USA Bicentennial Cup, England 3 - Italy 2, Att: 40,650

Notable Performers and Events

8/15-26/23	Tex Austin's Championship Rodeo
5/26/25	Finnish-American A.C. Track Meet feat. Paavo Nurmi
6/27/25	Aida performed by the Manhattan Opera Company.
5/22/27	Holy Name Society incl. address from Cardinal Hayes
8/2/28	Polyphonic Symphony Orchestra
4/30/31	Cinder Track Motorcycle Racing
5/17/31-5/30/39	20 Gaelic football games, Total Att.: 424,000
9/20/34	United Jewish Appeal benefit for German Jews, incl. George Burns/Gracie Allen, Kate Smith & Jack Benny
6/20/35	"June Night Frolic" benefit for Jewish National Fund
5/30-6/7/47	World's Greatest Rodeo and Thrill Circus
9/10/48	Rally for presidential candidate Henry A. Wallace
8/11/50	Chicago 3 - Springfield 1 of AAGPBL (3 inn.)
7/20/57	Rev. Billy Graham preaches.
9/7/57	Cardinal Spellman celebrates Mass.
8/3/58	Jehovah's Witnesses convention draws a single-day Stadium record 123,707 people.
10/4/65	Pope Paul VI celebrates Mass.
6/10/66	"Soundblast '66" featuring Ray Charles, The Byrds, The Beach Boys and Stevie Wonder
6/22/68	James Brown concert
6/21/69	The Isley Brothers perform, along with other acts.
7/7-8/72	Newport Jazz Festival, incl. Dizzy Gillespie, B.B. King, Thelonius Monk, Roberta Flack and Ray Charles
8/24/73	Fania All-Stars perform, including Willie Colon.
6/1/76	Rev. Sun Myung Moon's "God Bless America Festival"
10/2/79	Pope John Paul II celebrates Mass.
5/1/86	Cardinal O'Connor officiates World Youth Assembly.
6/26/88&7/4/89	Beach Boys perform postgame concerts.
8/27/89	Charlie Daniels Band performs.
6/21/90	Nelson Mandela welcomed with a huge celebration.
6/22-23/90	Billy Joel - "Storm Front" Tour
6/2/91	Beach Boys perform postgame concert.
8/29-30/92	U2 - "Zoo TV" Tour
10/29-11/94	Pink Floyd performs on back-to-back nights.
6/25/94	Closing ceremonies for the 1994 Unity Games.
4/25/99	Paul Simon sings "Mrs. Robinson" in centerfield on the day Joe DiMaggio's monument is dedicated.
9/23/01	"A Prayer for America" service held for those lost on September 11, 2001.
3/10/06	Baseball reporter Ed Lucas marries Allison Pheife in the first on-field wedding in Stadium history.
4/20/08	Pope Benedict XVI celebrates Mass.
5/14/08	New York University holds commencement.

College Football at the Original Yankee Stadium

YEAR	DATE	TEAM	SCORE	TEAM	SCORE	ATT.
1923	Oct. 20	Syracuse	3	Pittsburgh	0	25,000
	Oct. 27	West Virginia	13	Penn State	13	25,000
	Nov. 6	NYU	20	Fordham	0	10,000
	Nov. 10	Holy Cross	23	Fordham	7	8,000
	Nov. 17	Haskell Indian Sch.	14	Quantico Marines	14	10,000
	Nov. 24	NYU	7	Boston Univ.	0	2,500
	Dec. 1	Georgetown	6	Fordham	0	5,000
	Dec. 8	U.S.S. Wright	6	U.S.S. Wyoming	6	8,000
1924	Oct. 25	Lafayette	20	Wash. & Jeff.	6	15,000
	Oct. 27	Navy Scout. Fleet	7	Quantico Marines	6	4,000
	Nov. 1	Fordham	27	NYU	0	15,000
1925	Oct. 10	Georgia Tech	16	Penn State	7	8,000
	Oct. 17	Army	27	Notre Dame	0	80,000
	Oct. 31	Fordham	26	NYU	6	15,000
1926	Oct. 16	NYU	21	Tulane	0	25,000
	Oct. 23	NYU	30	Rutgers	0	20,000
	Oct. 30	NYU	27	Fordham	3	35,000
	Nov. 6	NYU	6	Carnegie Tech	0	35,000
	Nov. 13	Notre Dame	7	Army	0	72,000
1927	Oct. 15	NYU	32	Fordham	0	45,000
	Oct. 22	NYU	60	Rutgers	6	20,000
	Oct. 29	NYU	0	Colgate	0	45,000
	Oct. 30	Princeton Alumni	7	Harvard Alumni	0	4,000
	Nov. 5	NYU	20	Carnegie Tech	6	30,000
	Nov. 12	Army	18	Notre Dame	0	80,000
	Nov. 19	NYU Freshmen	6	Dean Academy	0	25,000
	Nov. 19	NYU	81	Allegheny	0	25,000



The football field ran along the third base line at the original Yankee Stadium, as seen in the above photo.

1928	Oct. 20	NYU	48	Rutgers	0	25,000
	Oct. 27	NYU	47	Colgate	6	52,000
	Nov. 3	Georgetown	7	NYU	2	50,000
	Nov. 6	West Virginia	18	Fordham	0	30,000
	Nov. 10	Notre Dame	12	Army	6	85,000
	Nov. 17	NYU	27	Missouri	6	45,000
	Nov. 29	Oregon State	25	NYU	13	40,000
	Dec. 1	Stanford	26	Army	0	88,000
1929	Oct. 19	NYU	7	Penn State	0	30,000
	Oct. 26	NYU Freshmen	20	Dean Academy	0	25,000
	Oct. 26	NYU	13	Butler	6	25,000
	Nov. 2	Georgetown	14	NYU	0	50,000
	Nov. 9	NYU	27	Georgia	19	42,000
	Nov. 16	NYU	14	Missouri	0	35,000
	Nov. 23	NYU Freshmen	12	Rutgers Freshmen	0	20,000
	Nov. 23	NYU	20	Rutgers	7	20,000
	Nov. 28	Carnegie Tech	20	NYU	0	55,000
	Nov. 30	Notre Dame	7	Army	0	85,000

YEAR	DATE	TEAM	SCORE	TEAM	SCORE	ATT.
1930	Oct. 4	NYU	41	W. Va. Wesleyan	6	20,000
	Oct. 11	NYU	20	Villanova	6	40,000
	Oct. 18	NYU	38	Missouri	0	27,000
	Oct. 25	Fordham	7	NYU	0	78,500
	Nov. 1	Hampton Instit.	0	Lincoln University	0	9,000
	Nov. 8	Army	13	Illinois	0	74,000
	Nov. 15	NYU	2	Georgetown	0	20,000
	Nov. 22	NYU	33	Rutgers	0	25,000
	Nov. 29	Fordham Fresh.	27	NYU Fresh.	0	5,000
	Dec. 6	Colgate	7	NYU	6	20,000
	Dec. 13	Army	6	Navy	0	70,000
1931	Oct. 3	NYU	54	W. Va. Wesleyan	0	16,000
	Oct. 10	NYU	34	Georgetown	0	35,000
	Oct. 17	NYU	27	Rutgers	7	15,000
	Oct. 24	NYU	13	Colgate	0	45,000
	Oct. 31	Oregon	14	NYU	6	20,000
	Nov. 7	Georgia	7	NYU	6	65,000
	Nov. 14	NYU	0	Fordham	0	78,000
	Nov. 26	NYU	7	Carnegie Tech	6	25,000
	Nov. 28	Army	12	Notre Dame	0	78,000
	Dec. 5	Tennessee	13	NYU	0	40,684
	Dec. 9	Columbia	13	Princeton	0	8,000
	Dec. 9	Cornell	0	Penn	0	8,000
	Dec. 12	Army	17	Navy	7	75,000
1932	Oct. 8	NYU	21	Rutgers	0	12,000
	Oct. 15	NYU	39	Georgetown	0	30,000
	Oct. 22	Colgate	14	NYU	0	35,000
	Oct. 29	Purdue	34	NYU	9	25,000
	Nov. 5	NYU	13	Georgia	7	15,000
	Nov. 12	Fordham	7	NYU	0	40,000
	Nov. 19	Manhattan Col.	0	Holy Cross	0	5,000
	Nov. 24	NYU	13	Carnegie Tech	6	18,000
	Nov. 26	Notre Dame	21	Army	0	80,000
1933	Oct. 7	W. Va. Wesleyan	3	NYU	0	12,000
	Oct. 14	NYU	13	Lafayette	12	12,000
	Oct. 21	Colgate	7	NYU	0	25,000
	Nov. 4	Tulane	7	Colgate	0	18,000
	Nov. 11	Fordham	20	NYU	12	30,000
	Nov. 18	NYU	6	Rutgers	6	12,000
	Nov. 25	NYU	7	Carnegie Tech	0	15,000
	Dec. 2	Notre Dame	13	Army	12	78,000
1934	Oct. 6	Fordham	57	Westminster	0	6,000
	Oct. 20	NYU	12	Lafayette	7	10,000
	Oct. 27	NYU	0	Georgetown	0	15,000
	Nov. 3	Carnegie Tech	6	NYU	0	15,000
	Nov. 10	Colgate	20	Tulane	6	45,000
	Nov. 24	Notre Dame	12	Army	6	80,000
	Nov. 29	Fordham	39	NYU	13	25,000
1935	Oct. 5	NYU	34	Bates College	7	10,000
	Oct. 12	NYU	25	Carnegie Tech	6	20,000
	Oct. 19	NYU	33	Penn. Military Col.	7	10,000
	Oct. 26	NYU	7	Georgetown	6	20,000
	Nov. 2	NYU	14	Bucknell	0	15,000
	Nov. 9	NYU	45	City College of NY	0	6,000
	Nov. 16	Army	6	Notre Dame	6	80,000
	Nov. 28	Fordham	21	NYU	0	75,000
1936	Oct. 10	Army	27	Columbia	16	38,000
	Oct. 17	North Carolina	14	NYU	13	8,000
	Oct. 24	NYU	7	Georgetown	7	16,000
	Oct. 31	NYU	46	Lafayette	0	10,000
	Nov. 7	Carnegie Tech	14	NYU	6	9,000
	Nov. 14	Notre Dame	20	Army	6	80,000
	Nov. 21	NYU	25	City College of NY	7	7,000
1937	Nov. 26	NYU	7	Fordham	6	50,000
	Oct. 23	Lafayette	13	NYU	0	7,500
	Oct. 30	NYU	14	Colgate	7	25,000
	Nov. 6	NYU	13	Lehigh	0	11,000
	Nov. 13	Notre Dame	7	Army	0	65,000
	Nov. 27	Fordham	20	NYU	7	65,000



YEAR	DATE	TEAM	SCORE	TEAM	SCORE	ATT.
1938	Oct. 15	North Carolina	7	NYU	0	15,000
	Oct. 22	Georgetown	14	Manhattan Col.	13	12,000
	Oct. 29	Notre Dame	19	Army	7	79,000
	Nov. 5	Manhattan Col.	3	N.C. State	0	8,000
	Nov. 11	NYU	13	Colgate	7	25,000
	Nov. 19	Manhattan Col.	13	West Virginia	0	5,000
	Nov. 26	Fordham	25	NYU	0	50,000
1939	Oct. 21	NYU	6	Carnegie Tech	0	25,000
	Oct. 28	NYU	14	Georgia	13	15,000
	Nov. 4	Notre Dame	14	Army	0	75,600
	Nov. 11	Missouri	20	NYU	7	30,000
	Nov. 18	Georgetown	14	NYU	0	17,000
	Dec. 2	Fordham	18	NYU	7	57,000
1940	Oct. 12	Syracuse	47	NYU	13	8,000
	Oct. 19	Holy Cross	13	NYU	7	12,000
	Oct. 26	Georgetown	26	NYU	0	11,000
	Nov. 2	Notre Dame	7	Army	0	76,000
	Nov. 9	Manhattan Col.	45	Marquette	41	6,000
	Nov. 30	Fordham	26	NYU	0	35,000
1941	Oct. 11	Texas A&M	49	NYU	7	18,000
	Oct. 18	Syracuse	31	NYU	0	10,000
	Nov. 1	Army	0	Notre Dame	0	76,000
	Nov. 8	Missouri	26	NYU	0	6,700
	Nov. 15	Tulane	45	NYU	0	8,100
	Nov. 29	Fordham	30	NYU	9	31,000
1942	Oct. 10	Princeton	10	Navy	0	20,000
	Nov. 7	Notre Dame	13	Army	0	75,142
	Nov. 21	Army	40	Princeton	7	18,000
	Nov. 28	Fordham	6	N.C. Pre-Flight	0	24,500
1943	Nov. 6	Notre Dame	26	Army	0	76,000
1944	Nov. 11	Army	59	Notre Dame	0	74,430
1945	Oct. 13	Army	28	Michigan	7	70,000
	Nov. 10	Army	48	Notre Dame	0	75,000
1946	Nov. 9	Army	0	Notre Dame	0	74,000
	Nov. 16	NYU	33	Fordham	28	28,000
	Nov. 23	Georgetown	19	NYU	12	10,000
1947	Oct. 11	Army	0	Illinois	0	65,000
	Oct. 18	West Virginia	40	NYU	0	8,000
	Nov. 11	NYU	19	Bucknell	6	5,000

YEAR	DATE	TEAM	SCORE	TEAM	SCORE	ATT.
1948	Nov. 6	Army	43	Stanford	0	46,695
	Nov. 13	Rutgers	40	NYU	0	4,000
1949	Nov. 12	Notre Dame	42	North Carolina	6	67,000
1950	Oct. 14	Army	27	Michigan	6	67,076
1951	Nov. 3	USC	28	Army	6	16,508
1959	Oct. 31	Army	13	Air Force	13	67,000
1960	Nov. 5	Army	9	Syracuse	6	66,000
1961	Nov. 18	Oklahoma	14	Army	8	37,200
1962	Nov. 17	Pittsburgh	7	Army	6	23,917
	Dec. 15	Nebraska	36	Miami	34	6,166
1963	Nov. 28	Syracuse	14	Notre Dame	7	56,972
1964	Nov. 7	Syracuse	27	Army	15	37,552
1968	Sept. 28	Morgan State	9	Grambling	7	60,811
1969	Sept. 20	Grambling	30	Morgan State	12	60,118
	Oct. 11	Notre Dame	45	Army	0	63,786
1970	Sept. 11	Southern Univ.	21	N.C. A&T	6	25,000
1971	Sept. 11	Grambling	31	Morgan State	13	65,055
1972	Sept. 9	Grambling	6	Morgan State	0	63,917
1973	Sept. 22	Grambling	31	Morgan State	14	64,243
1976	Oct. 30	Norfolk State	23	Bethune-Cookman	14	23,518
1977	Sept. 17	Grambling	35	Morgan State	19	34,403
1978	Sept. 23	Grambling	21	Morgan State	0	39,118
1979	Sept. 8	Grambling	28	Morgan State	18	38,164
1980	Sept. 13	Grambling	34	Morgan State	13	36,631
1981	Sept. 5	Grambling	21	Florida A&M	10	40,661
1982	Sept. 4	Grambling	42	Morgan State	13	33,142
1983	Sept. 17	Grambling	33	Morgan State	0	34,098
1984	Sept. 8	Boston Univ.	16	Grambling	9	31,979
1985	Sept. 21	Grambling	45	N.C. Central	14	37,192
1986	Sept. 20	Grambling	32	N.C. Central	24	31,968
1987	Sept. 12	Central State	37	Grambling	21	29,411

Picture Perfect

The grandeur of the original Yankee Stadium was a much sought-out location for filming during its existence. Though no official list of which movies were shot at the House That Ruth Built exists, below is a list of films culled through research in which the Stadium was either prominently featured or used as a primary location for filming. The Stadium also appeared briefly in numerous other projects, as well as several episodes of the television series *Seinfeld* (1990-98).

Life's Greatest Game (1924)
Slide, Kelly, Slide (1927)
Speedy (1928)
The Cameraman (1928)
Fast Company (1929)
Pride of the Yankees (1942)
Woman of the Year (1942)
The Babe Ruth Story (1948)
It Happens Every Spring (1949)
The Stratton Story (1949)
Angels in the Outfield (1951)
The Winning Team (1952)
The Kid from Left Field (1953)
Beau James (1957)
Damn Yankees (1958)
The F.B.I. Story (1959)

Safe at Home! (1962)
The Detective (1968)
Bang the Drum Slowly (1973)
Manhattan (1979)
It's My Turn (1980)
Big (1988)
Major League (1989)
It Could Happen to You (1994)
Little Big League (1994)
The Scout (1994)
Die Hard with a Vengeance (1995)
For Love of the Game (1999)
Life (1999)
Anger Management (2003)
P.S. I Love You (2007)



The current Yankee Stadium has been featured in film, appearing in *The Adjustment Bureau* (2011), *Megan Leavy* (2016) and *Set It Up* (2018), as well as episodes of television's *Extreme Makeover: Home Edition* (2010), *Entourage* (2011), *White Collar* (2012) and *God Friended Me* (2019). The Stadium was also the site of Mariah Carey's 2009 music video for "I Want to Know What Love Is," and it featured in a widely regarded Facebook Groups commercial in 2019. It has been additionally featured on talk shows such as the *Tonight Show Starring Jimmy Fallon* and *Late Night with Seth Myers* as well as in a segment in ESPN's *Peyton's Place* series.

Previous Homes of the Yankees

Hilltop Park

American League Park (commonly known as Hilltop Park) was the Yankees' first home. Hastily constructed in just six weeks on one of the highest points in Upper Manhattan, the all-wooden ballpark sat on a block bounded by Broadway, 165th Street, Fort Washington Avenue and 168th Street, in close proximity to the New York Giants' 157th Street home, the Polo Grounds. The first game at Hilltop Park was played on April 30, 1903—a 6-2 win over Washington, started by Hall of Famer Jack Chesbro.

The ballpark had a covered grandstand ringing the infield from first base to third base and uncovered bleachers running up the foul lines. There was seating for approximately 15,000 people, but as was the case in many ballparks of that time, it could accommodate overflow crowds both in the outfield and along foul ground in the infield, occasionally bringing capacity up toward 25,000.

When a fire ravaged the Polo Grounds on April 14, 1911, the Yankees allowed the Giants to play their home games at Hilltop Park until the Polo Grounds could be rebuilt. From April 15 through May 30, the Giants put together a 20-8 record at their temporary home.

The Yankees were successful in their 10 years at Hilltop Park, compiling a 398-342-8 all-time record there. The club's final game at the structure came on October 5, 1912—an 8-6 win vs. Washington. After the Yankees' lease at Hilltop Park expired at the end of the season, they decided to leave the rickety ballpark to become renters at the Polo Grounds, where the Giants became their landlords. The move, unthinkable years earlier, was facilitated by the Yankees' post-fire hospitality.

Hilltop Park was torn down in 1914, and its location is the current site of New York-Presbyterian Medical Center. ❧



Hilltop Park (above/below) served as the Yankees' first home. It was built in just six weeks and was located near Broadway and 168th Street in Upper Manhattan.



Polo Grounds


The Yankees called the Polo Grounds home from 1913 through 1922, sharing the park with the New York Giants. Located on West 157th Street and Eighth Avenue in Upper Manhattan, the Polo Grounds was overlooked by a promontory called Coogan's Bluff to the west. To the east was the Harlem River—on the other side of which Yankee Stadium was built in 1923.

The Polo Grounds was constructed with straight sides, and the outfield fences by the foul poles ran parallel to each other and away from home plate. The foul poles in left and right were approximately 277 and 258 feet away from the plate, respectively, while left-center, center and right fields were all in the range of 445-483 feet away from home.

The Yankees compiled a 416-338-10 all-time regular season record at the uniquely-shaped facility, winning the first two pennants in franchise history while tenants in 1921 and 1922. The club lost both of those World Series to the NL Champion Giants—5 games to 3 in 1921 and 4 games to none with one tie in 1922—in Fall Classics played entirely at the Polo Grounds.

The American Leaguers were welcome tenants as long as they remained less popular than the Giants. But with Babe Ruth's arrival in 1920 and the team's subsequent success, the dynamic quickly changed. After the Yankees started outdrawing the Giants in their own park in 1920 and 1921, the National Leaguers asked the Yankees to vacate to a new facility as soon as possible. The 1922 season marked their final season in Manhattan before their April 18, 1923, Yankee Stadium debut in the Bronx.

The Polo Grounds remained home to the Giants until they moved to San Francisco in 1958. It stood empty until 1962 when the Mets arrived to play two seasons there before moving into Shea Stadium. In 1964, the Polo Grounds was demolished. Apartment buildings called the Polo Grounds Towers occupy the site today. ❧



The Polo Grounds, located on West 157th Street and Eighth Avenue in Upper Manhattan, served as the home of the Yankees from 1913-22.

Shea Stadium

During the 1974-75 renovation of original Yankee Stadium, the Yankees shared Shea Stadium in Flushing, Queens, with the New York Mets.

These were transitional years for the Yankees, with Bill Virdon managing all but the final two months of the 1975 season when Billy Martin assumed command on Old-Timers' Day. It was Martin's first of five tours of duty as Yankees manager.


The Yankees had a combined 172-150 record over the two seasons, (90-69 at Shea), while drawing 2,561,123 fans over the span. The team made Shea as Yankees-friendly as possible, with the Yankees' top hat logo atop the Shea scoreboard, Bob Sheppard doing the public address announcements and Toby Wright on the organ. The team's plaques and monuments however, were placed in storage until the team's return to Yankee Stadium.

The players occupied the New York Jets clubhouse and used the first base dugout.


The 1974 Yankees nearly made it to the postseason, finishing just two games behind the division champion Baltimore Orioles. That offseason, the team signed Cy Young winner Jim "Catfish" Hunter, a free agent, to a historic five-year contract, and traded Bobby Murcer for Bobby Bonds, who delivered the Yankees' first 30 home run / 30 stolen base season in 1975. Hunter's New Year's Eve signing was announced at a press conference at the team offices in the Parks Administration Building in Flushing Meadow Park across Roosevelt Avenue from Shea. He would go 23-14 in 1975 with 30 complete games and 328.0 innings pitched.

An infamous event at Shea occurred on June 10, 1975, when the Yankees held a Salute to the U.S. Army Day, which featured a 21-gun salute for the Army's 200th anniversary. The percussion from cannon fire proceeded to blow down the outfield fence and set it on fire, resulting in a delay to the start of the game, and national news coverage.

Shea Stadium, named for attorney William A. Shea who spearheaded the effort to bring an expansion team to New York, opened in 1964 and made its farewell after the 2008 season, just like the renovated original Yankee Stadium.



Jim "Catfish" Hunter poses for media at Shea Stadium in January 1975, soon after signing a then-record five-year free agent contract with the Yankees.



Roy White tallied a .368 on-base percentage in 135 games played at Shea Stadium, the highest of all Yankees with at least 100G played at Shea over the two-season stretch the Yankees called it home.



Shea Stadium in Flushing, Queens, was the Yankees' home from 1974-75.

Original Yankee Stadium Information

Original Yankee Stadium Dimensions

Field	Distances/Dates	Distances/Dates	Distances/Dates	Distances/Dates	Distances/Dates
Left-Field Foul Pole:	281 ft. (1923-27)	301 ft. (1928-73)	312 ft. (1976-84)	312 ft. (1985-87)	318 ft. (1988-2008)
Left Field:	395 ft. (1923-27)	402 ft. (1928-73)	387 ft. (1976-84)	379 ft. (1985-87)	N/A
Left-center Field:	460 ft. (1923-36)	457 ft. (1937-73)	430 ft. (1976-84)	411 ft. (1985-87)	399 ft. (1988-2008)
Center Field:	461 ft. (1937-66)	463 ft. (1967-73)	417 ft. (1976-84)	410 ft. (1985-87)	408 ft. (1988-2008)
Right-center Field:	429 ft. (1923-36)	407 ft. (1937-73)	385 ft. (1976-84)	385 ft. (1985-87)	385 ft. (1988-2008)
Right Field:	370 ft. (1923-36)	344 ft. (1937-73)	353 ft. (1976-84)	353 ft. (1985-87)	N/A
Right-field Foul Pole:	295 ft. (1923-38)	296 ft. (1939-73)	310 ft. (1976-84)	310 ft. (1985-87)	314 ft. (1988-2008)

*(490 ft. from 1923-27 and 475 ft. from 1928-36)

Original Yankee Stadium Firsts and Lasts

FIRSTS


Game:	April 18, 1923 (4-1 win vs. Boston Red Sox)
Ceremonial First Pitch:	N.Y. Governor Al Smith
Pitch:	Bob Shawkey (ball)
Victory:	April 18, 1923 (4-1 vs. Boston)
Loss:	April 22, 1923 (4-3 vs. Washington)
Batter:	Boston's Chick Fewster (grounded to short)
Yankees Batter:	Whitey Witt
Hit:	Boston's George Burns (April 18, 2nd-inning single)
Yankees Hit:	Aaron Ward (April 18, 3rd-inning single)
Run:	Bob Shawkey (April 18, on Joe Dugan's single in 3rd)
Home Run:	Babe Ruth (April 18, three-run HR in 3rd)
Error:	Babe Ruth (April 18, dropped fly ball in 5th)

PRE-REMODELING LASTS

Game:	Sept. 30, 1973 (8-5 loss vs. Detroit Tigers)
Attendance:	32,969
Batter:	Mike Hegan (fled out to CF)
Home Run:	Duke Sims (Sept. 30 off Detroit's Fred Holdsworth)
Pitch:	Detroit's John Hiller
Victory:	Sept. 29, 1973 (3-0 vs. Detroit Tigers)
Yankees Winning Pitcher:	Doc Medich (Sept. 29, 3-0 CG vs. Detroit)

REMODELED YANKEE STADIUM LASTS

Game:	Sept. 21, 2008 (7-3 win vs. Baltimore)
Ceremonial First Pitch:	Julia Ruth Stevens (daughter of Babe Ruth)
Pitch:	Mariano Rivera to Baltimore's Brian Roberts
Batter:	Baltimore's Brian Roberts (9th-inning ground out to first base)
Yankees Batter:	Derek Jeter (8th-inning ground out to third base)
Hit:	Jason Giambi (7th-inning single to left)
Run:	Brett Gardner (7th inning)
Home Run:	Jose Molina (4th-inning, two-run homer to left off Baltimore's Chris Waters on Sept. 21, 2008)
Error:	Baltimore's Brandon Fahey (misplayed grounder in 7th inning on Sept. 21, 2008)
Winning Pitcher:	Andy Pettitte on Sept. 21, 2008 vs. Baltimore
Star-Spangled Banner Performer:	United States Army Field Band
God Bless America Singer:	Ronan Tynan
Final Two Songs Played over PA:	"Good Night Sweetheart" played by organist Ed Alstrom in memory of Eddie Layton, followed by "New York, New York" sung by Frank Sinatra



The Yankees posted an all-time regular season record of 4,133-2,430-18 at the original Yankee Stadium, and went 101-60 there in postseason play.

ORIGINAL YANKEE STADIUM LEADERS (1923-2008)

Most Career Games

1.	Mickey Mantle	1,213
2.	Lou Gehrig	1,080
3.	Yogi Berra	1,068
4.	Bernie Williams	1,039
5.	Derek Jeter	1,004

Most Career Hits

1.	Derek Jeter	1,274
2.	Lou Gehrig	1,269
3.	Mickey Mantle	1,211
4.	Bernie Williams	1,123
5.	Joe DiMaggio	1,060

Most Career Home Runs

1.	Mickey Mantle	266
2.	Babe Ruth	259
3.	Lou Gehrig	251
4.	Yogi Berra	210
5.	Joe DiMaggio	148

Most Career RBI

1.	Lou Gehrig	949
2.	Babe Ruth	777
3.	Mickey Mantle	744
4.	Yogi Berra	727
5.	Joe DiMaggio	720

Most Career Wins

1.	Red Ruffing	126
2.	Whitey Ford	120
3.	Lefty Gomez	112
4.	Ron Guidry	99
5.	Andy Pettitte	94

Best Career ERA (min: 500.0 IP)

1.	Fritz Peterson	2.52
2.	Whitey Ford	2.57
3.	Mariano Rivera	2.61
4.	Spud Chandler	2.62
5.	Stan Bahnsen	2.65

Most Career Strikeouts

1.	Ron Guidry	969
2.	Andy Pettitte	816
3.	Whitey Ford	748
4.	Roger Clemens	710
5.	Mike Mussina	701

Most Career Saves (since 1969)

1.	Mariano Rivera	230
2.	Dave Righetti	111
3.	Goose Gossage	70
4.	Sparky Lyle	63
5.	Steve Farr	45

Most Career Managerial Wins

1.	Joe McCarthy	809
2.	Joe Torre	614
3.	Casey Stengel	604
4.	Ralph Houk	550
5.	Miller Huggins	339



Monument Park

Since 1932, the New York Yankees have honored their all-time greats with the dedication of monuments and plaques in Yankee Stadium. The tradition continues in the current Stadium in Monument Park, located behind the outfield fence in center field.

The first monument was dedicated on May 30, 1932, to the memory of Miller Huggins, who died suddenly in 1929. The diminutive manager guided the Yankees to six American League pennants and three World Championships in his 11-plus seasons.

The first plaque was placed on the center-field wall in April 1940, a tribute to Jacob Ruppert, the former owner who built Yankee Stadium and brought the tradition of winning to the Yankees.

Two additional monuments followed: in 1941 for Lou Gehrig and in 1949 for Babe Ruth. Later plaques were placed in center field for General Manager Ed Barrow (1954) and two great Yankees center fielders, Joe DiMaggio and Mickey Mantle (1969). After his death, Mantle's plaque was removed and replaced by a fourth monument on August 25, 1996. On April 25, 1999, DiMaggio—who passed away less than two months earlier—was honored with the Stadium's fifth monument. (The two plaques which previously honored DiMaggio and Mantle were donated by the Yankees to the Yogi Berra Museum and Learning Center in Montclair, N.J.).

Originally, the monuments, plaques and Stadium flagpole were located in the field of play on the warning track in straight-away center field, approximately 10 feet in front of the wall. On many occasions, long hits and fly balls forced fielders to go behind the monuments to retrieve the baseball.

One tradition of Yankee Stadium before it was remodeled was to allow fans to exit through the center-field gates via the warning track, where they could pause and reflect on the achievements of these honored legends. After the Stadium was remodeled in 1974 and 1975, the monuments and plaques were relocated to an area off the field between the Yankees' and visitors' bullpens.

In 1976, two more plaques were added to memorialize managers Joe McCarthy and Casey Stengel. In the 1980s, plaques were dedicated to Yankees greats Thurman Munson (1980), Elston Howard and Roger Maris (1984), Phil Rizzuto (1985), Billy Martin (1986), Whitey Ford and Lefty Gomez (1987), Yogi Berra and Bill Dickey (1988), and Allie Reynolds (1989). The team also dedicated two plaques to non-uniformed Yankees legends — the "Voice of the Yankees," Mel Allen (1998), and the "Voice of Yankee

Stadium," public address announcer Bob Sheppard (2000). Yankees greats Don Mattingly (1997), Reggie Jackson (2002), Ron Guidry (2003) and Red Ruffing (2004) had their plaques added prior to the closing of the original Yankee Stadium. At the current Stadium, Tino Martinez, Goose Gossage, Paul O'Neill and Joe Torre (all 2014), Bernie Williams, Willie Randolph, Mel Stottlemyre, Jorge Posada and Andy Pettitte (2015), Mariano Rivera (2016) and Derek Jeter (2017) have had their plaques added as well.

Plaques commemorating the visits of Pope Paul VI in 1965 and Pope John Paul II in 1979 were dedicated by the Knights of Columbus, and a plaque commemorating the Yankees' interlocking "NY" insignia was added to the park in 2001. A plaque was also dedicated in 2008 following the visit of Pope Benedict XVI, and another was added in 2014 to commemorate the 1990 visit of Nelson

Mandela.

In 1985, after the left-center-field fence of the original Stadium was moved in, the Yankees were able to open Monument Park for up-close fan viewing. By 1988, long lines and increased fan interest caused the Yankees to move the fence in further and expand the area. A special walkway was added with an exhibit honoring those Yankees who have had their uniform numbers retired.

In a pregame ceremony on Sept. 11, 2002, the Yankees dedicated a monument in remembrance of the victims and heroes of the 9/11 tragedy. It was the sixth monument dedicated in Yankee Stadium and the first to non-Yankees personnel.

During a special pregame ceremony on Sept. 20, 2010, the entire Yankees team joined the Steinbrenner family and Yankees alumni in unveiling a monument for longtime Principal Owner George M. Steinbrenner III, who passed away on July 13 of that season.

Additionally, in the current Yankee Stadium, plaques were added to commemorate the achievements of Jackie Robinson (dedicated on Sept. 22, 2013 — the same day the Yankees honored the career of Mariano Rivera), the life of Nelson Mandela and his June 21, 1990, visit to Yankee Stadium (dedicated on April 15, 2014) and the 50th anniversary of the Stonewall Inn uprising (dedicated on June 25, 2019).

In all, there are seven monuments (for four Yankees players, one manager, one owner and one to acknowledge the tragedy of Sept. 11) and 38 plaques (for 24 Yankees players, three managers, one owner, one executive, one PA announcer, one broadcaster, three Papal visit commemorations, ones recognizing Jackie Robinson, Nelson Mandela, the Stonewall Inn, and one noting the history of the NY logo). ❧



Monument Park is located just behind the centerfield fence and is accessible to all fans.



Monument Park prior to the final game at the original Yankee Stadium on September 21, 2008.

Monument Park Monuments

(In order of dedication)



MILLER JAMES HUGGINS

MANAGER OF NEW YORK YANKEES, 1918-1929
PENNANT WINNERS, 1921-22-23...1926-27-28
WORLD CHAMPIONS, 1923, 1927 AND 1928

AS A TRIBUTE TO A SPLENDID CHARACTER
WHO MADE PRICELESS CONTRIBUTION TO BASEBALL
AND ON THIS FIELD BROUGHT GLORY TO THE
NEW YORK CLUB OF THE AMERICAN LEAGUE

THIS MEMORIAL IS ERECTED BY
COL. JACOB RUPPERT
AND
BASEBALL WRITERS OF NEW YORK

MAY 30, 1932



HENRY LOUIS GEHRIG

JUNE 19TH 1903 - JUNE 2ND 1941
A MAN, A GENTLEMAN
AND

A GREAT BALL PLAYER
WHOSE AMAZING RECORD
OF 2130 CONSECUTIVE GAMES
SHOULD STAND FOR ALL TIME.

THIS MEMORIAL IS A TRIBUTE
FROM THE
YANKEE PLAYERS
TO THEIR BELOVED CAPTAIN AND TEAM MATE

JULY THE FOURTH
1941

(Dedication ceremony held July 6, 1941)



GEORGE HERMAN "BABE" RUTH

1895 - 1948
A GREAT BALL PLAYER
A GREAT MAN
A GREAT AMERICAN

ERECTED BY
THE YANKEES
AND

THE NEW YORK BASEBALL WRITERS

APRIL 19, 1949



MICKY MANTLE

"A GREAT TEAMMATE"
1931-1995

536 HOME RUNS
WINNER OF TRIPLE CROWN 1956
MOST WORLD SERIES HOMERS 18
SELECTED TO THE ALL STAR GAME 20 TIMES
WON MVP AWARD 1956, 1957 + 1962
ELECTED TO HALL OF FAME 1974

A MAGNIFICENT YANKEE
WHO LEFT A LEGACY OF
UNEQUALED COURAGE

DEDICATED BY
THE NEW YORK YANKEES
AUGUST 25, 1996



JOSEPH PAUL DIMAGGIO

"THE YANKEE CLIPPER"
1914 - 1999

RECOGNIZED AS BASEBALL'S
"GREATEST LIVING PLAYER"

LIFETIME BATTING AVERAGE .325
WON MVP AWARD 1939, 1941, 1947
SELECTED TO ALL-STAR GAME 13 TIMES
AMERICAN LEAGUE BATTING TITLE 1939, 1940
ELECTED TO HALL OF FAME 1955


SET ONE OF BASEBALL'S MOST ENDURING RECORDS,
56-GAME HITTING STREAK
MAY 15 TO JULY 16, 1941

LED THE YANKEES TO AN INCREDIBLE NINE WORLD
CHAMPIONSHIPS
IN HIS 13-YEAR CAREER

A BASEBALL LEGEND AND
AN AMERICAN ICON

"HE HAS PASSED, BUT HE WILL NEVER LEAVE US"

DEDICATED BY
THE NEW YORK YANKEES,
APRIL 25, 1999



SEPTEMBER 11, 2001 TRIBUTE


We Remember

On September 11, 2001, despicable acts of terrorism were
perpetrated on our country.

In tribute to the eternal spirit of the innocent victims of these
crimes and to the selfless courage shown by both public
servants and private citizens, we dedicate this plaque.

These valiant souls, with unfettered resolve, exemplify the true
character of this great nation. Their unity and resilience during
this time of distress defined American heroism for
future generations.

Dedicated by the New York Yankees
September 11, 2002



GEORGE M. STEINBRENNER III

July 4, 1930 – July 13, 2010

New York Yankees Principal Owner
"The Boss"
1973 - 2010

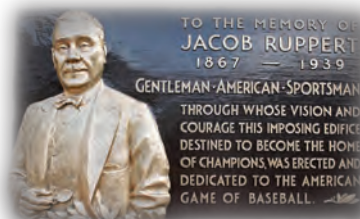
Purchased the New York Yankees on January 3, 1973. A true visionary who changed the game of baseball forever, he was considered the most influential owner in all of sports. In his 37 years as Principal Owner, the Yankees posted a Major League-best .566 winning percentage, while winning 11 American League pennants and seven World Series titles, becoming the most recognizable sports brand in the world.

A devoted sportsman, he was Vice President of the United States Olympic Committee, a member of the Baseball Hall of Fame's Board of Directors and a member of the NCAA Foundation Board of Trustees.

A great philanthropist whose charitable efforts were mostly performed without fanfare, he followed a personal motto of the greatest form of charity is anonymity.

Dedicated by the New York Yankees
September 20, 2010

Monument Park Plaques (In order of dedication)




TO THE MEMORY OF
JACOB RUPPERT
1867-1939

GENTLEMAN - AMERICAN - SPORTSMAN
THROUGH WHOSE VISION AND
COURAGE THIS IMPOSING EDIFICE,
DESTINED TO BECOME THE HOME
OF CHAMPIONS, WAS ERRECTED AND
DEDICATED TO THE AMERICAN
GAME OF BASEBALL.



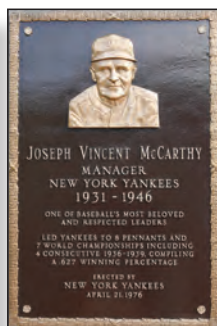
EDWARD GRANT BARROW
1868-1953

MOULDER OF A TRADITION OF VICTORY
UNDER WHOSE GUIDANCE THE YANKEES WON
FOURTEEN AMERICAN LEAGUE PENNANTS AND
TEN WORLD CHAMPIONSHIPS AND BROUGHT
TO THIS FIELD SOME OF THE GREATEST
BASEBALL STARS OF ALL TIME
THIS MEMORIAL IS A TRIBUTE FROM THOSE
WHO SEEK TO CARRY ON HIS GREAT WORKS
ERECTED APRIL 15, 1954



POPE PAUL VI

IN COMMEMORATION
OF THE SOLEMN MASS
FOR PEACE OFFERED
BY HIS
HOLINESS POPE PAUL VI
OCTOBER 4, 1965
HERE IN YANKEE STADIUM
GIFT OF
KNIGHTS OF COLUMBUS



JOSEPH VINCENT MCCARTHY

MANAGER
NEW YORK YANKEES
1931-1946
ONE OF BASEBALL'S MOST BELOVED
AND RESPECTED LEADERS
LED YANKEES TO 8 PENNANTS AND
7 WORLD CHAMPIONSHIPS INCLUDING
4 CONSECUTIVE 1936-1939, COMPILING
A .627 WINNING PERCENTAGE


ERECTED BY
NEW YORK YANKEES
APRIL 21, 1976



**CHARLES DILLON
"CASEY" STENGEL**
1890-1975

BRIGHTENED BASEBALL FOR OVER 50 YEARS
WITH SPIRIT OF ETERNAL YOUTH
YANKEE MANAGER 1949-1960 WINNING
10 PENNANTS AND 7 WORLD CHAMPIONSHIPS
INCLUDING A RECORD 5 CONSECUTIVE
1949-1953

ERECTED BY
NEW YORK YANKEES
JULY 30, 1976



POPE JOHN PAUL II

IN COMMEMORATION
OF THE MASS FOR
WORLD JUSTICE AND PEACE
OFFERED BY
HIS HOLINESS
POPE JOHN PAUL II
OCTOBER 2, 1979
HERE IN YANKEE STADIUM
GIFT OF
KNIGHTS OF COLUMBUS





THURMAN MUNSON

NEW YORK YANKEES
JUNE 7, 1947-AUGUST 2, 1979
YANKEE CAPTAIN

"OUR CAPTAIN AND LEADER HAS NOT LEFT US-
TODAY, TOMORROW, THIS YEAR, NEXT...
OUR ENDEAVORS WILL REFLECT OUR LOVE AND ADMIRATION FOR HIM."

ERECTED BY
THE NEW YORK YANKEES
SEPTEMBER 20, 1980



ELSTON GENE HOWARD

1929-1980

"A MAN OF GREAT GENTLENESS AND DIGNITY"
ONE OF ALL-TIME YANKEE GREATS
AMERICAN LEAGUE MVP IN 1963
WINNER OF TWO GOLD GLOVES
A FITTING LEADER TO BE FIRST BLACK PLAYER
TO WEAR THE YANKEE UNIFORM
"IF INDEED, HUMILITY IS A TRADEMARK
OF MANY GREAT MEN-ELSTON HOWARD WAS
ONE OF THE TRULY GREAT YANKEES"

ERECTED BY
NEW YORK YANKEES
JULY 21, 1984



ROGER EUGENE MARIS

AGAINST ALL ODDS

IN 1961 HE BECAME THE ONLY PLAYER TO HIT
MORE THAN 60 HOMERUNS IN A SINGLE SEASON
IN RELATED RECOGNITION OF ONE OF BASEBALL'S
GREATEST ACHIEVEMENTS EVER
HIS 61 '61
THE YANKEES SALUTE HIM AS A GREAT PLAYER
AND AS AUTHOR OF ONE OF THE MOST
REMARKABLE CHAPTERS IN THE HISTORY
OF MAJOR LEAGUE BASEBALL

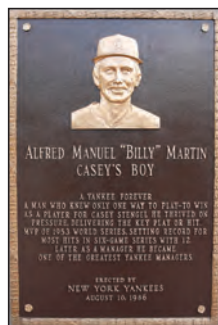
ERECTED BY
NEW YORK YANKEES
JULY 21, 1984



PHILIP FRANCIS RIZZUTO

"A MAN'S SIZE IS MEASURED BY HIS HEART"
SCOOTER SPARKED YANKEES TO 10
PENNANTS AND 8 WORLD CHAMPIONSHIPS
1950 AMERICAN LEAGUE MVP
1951 MAJOR LEAGUE PLAYER OF THE YEAR
MVP OF WORLD SERIES IN 1951
HAS ENJOYED TWO OUTSTANDING CAREERS
ALL-TIME YANKEE SHORTSTOP
ONE OF GREAT YANKEE BROADCASTERS
"HOLY COW"

ERECTED BY
NEW YORK YANKEES
AUGUST 4, 1987



ALFRED MANUEL "BILLY" MARTIN

CASEY'S BOY

"A YANKEE FOREVER"
A MAN WHO KNEW ONLY ONE WAY TO PLAY-TO WIN
AS A PLAYER FOR CASEY STENGEL HE THRIVED ON
PRESSURE, DELIVERING THE KEY PLAY OR HIT.
MVP OF 1953 WORLD SERIES, SETTING RECORD FOR
MOST HITS IN SIX-GAME SERIES WITH 12.
LATER AS A MANAGER HE BECAME
ONE OF THE GREATEST YANKEE MANAGERS.

ERECTED BY
NEW YORK YANKEES
AUGUST 11, 1986



EDWARD "WHITEY" FORD

"CHAIRMAN OF THE BOARD"
NEW YORK YANKEES 1950, 1953-67

LED YANKEES TO 11 PENNANTS AND SIX WORLD
CHAMPIONSHIPS LEADS ALL YANKEE PITCHERS
IN GAMES, INNINGS, WINS, STRIKEOUTS AND
SHUTOUTS CY YOUNG AWARD WINNER IN 1961
HOLDS MANY WORLD SERIES RECORDS INCLUDING
33 2/3 CONSECUTIVE SCORELESS INNINGS

ERECTED BY
NEW YORK YANKEES
AUGUST 2, 1987

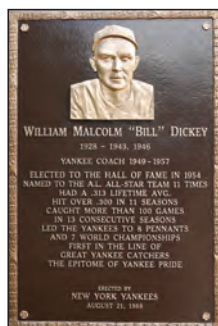


VERNON "LEFTY" GOMEZ

NEW YORK YANKEES 1930-42

KNOWN FOR HIS EXCELLENT WIT AS HE
WAS FAST WITH A QUIP AND A PITCH
SET WORLD SERIES RECORD WITH
SIX VICTORIES AND NO DEFEATS
HAD FOUR 20-WIN SEASONS, LEADING
YANKEES TO SEVEN PENNANTS AND
SIX WORLD CHAMPIONSHIPS

ERECTED BY
NEW YORK YANKEES
AUGUST 2, 1987



WILLIAM MALCOLM "BILL" DICKEY

1928-1943, 1946
YANKEE COACH 1949-1957

ELECTED TO THE HALL OF FAME IN 1954
NAMED TO THE A.L. ALL-STAR TEAM 11 TIMES
HAD A .313 LIFETIME AVG.
HIT OVER 300 IN 11 SEASONS
CAUGHT MORE THAN 100 GAMES
IN 13 CONSECUTIVE SEASONS
LED THE YANKEES TO 8 PENNANTS
AND 7 WORLD CHAMPIONSHIPS
FIRST IN THE LINE OF
GREAT YANKEE CATCHERS
THE EPTOME OF YANKEE PRIDE

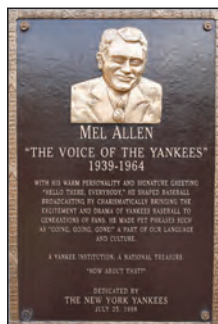
ERECTED BY
NEW YORK YANKEES
AUGUST 21, 1988



LAWRENCE PETER "YOGI" BERRA

1946-1963
YANKEE MANAGER 1964, 1984-1985
ELECTED TO THE HALL OF FAME IN 1972
"IT AIN'T OVER 'TIL IT'S OVER"
THREE TIME MVP 1951-54-55
SELECTED TO THE A.L. ALL-STAR TEAM
15 CONSECUTIVE YEARS
HIT MOST HOME RUNS
BY A YANKEE CATCHER
OUTSTANDING CLUTCH HITTER
AND WORLD SERIES PERFORMER
LED YANKEES TO 14 PENNANTS
AND 10 WORLD CHAMPIONSHIPS
A LEGENDARY YANKEE

ERECTED BY
NEW YORK YANKEES
AUGUST 21, 1988



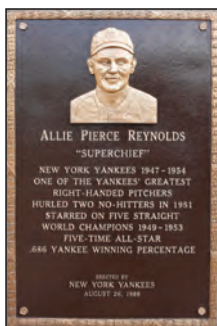
MEL ALLEN "THE VOICE OF THE YANKEES"

1939-1964
WITH HIS WARM PERSONALITY AND SIGNATURE GREETING
"HELLO THERE, EVERYBODY," HE SHAPED BASEBALL
BROADCASTING BY CHARISMATICALLY BRINGING THE
EXCITEMENT AND DRAMA OF YANKEES BASEBALL TO
GENERATIONS OF FANS. HE MADE PET PHRASES SUCH
AS "GOING, GOING, GONE!" A PART OF OUR LANGUAGE
AND CULTURE.

A YANKEE INSTITUTION, A NATIONAL TREASURE.

"HOW ABOUT THAT?"

DEDICATED BY
THE NEW YORK YANKEES
JULY 25, 1998



ALLIE PIERCE REYNOLDS "SUPERCHIEF"

NEW YORK YANKEES 1947-1954
ONE OF THE YANKEES' GREATEST
RIGHT-HANDED PITCHERS
HURLED TWO NO-HITTERS IN 1951
STARRED ON FIVE STRAIGHT
WORLD CHAMPIONS 1949-1953
FIVE-TIME ALL-STAR
.686 YANKEE WINNING PERCENTAGE

ERECTED BY
NEW YORK YANKEES
AUGUST 26, 1989



NEW YORK YANKEES INSIGNIA


THIS INSIGNIA WAS ORIGINALLY STRUCK ON
A MEDAL OF HONOR IN 1877 BY TIFFANY & CO.
IT WAS ISSUED TO THE FIRST NEW YORK CITY
POLICE OFFICER SHOT IN THE LINE OF DUTY.
THE NEW YORK YANKEES ADOPTED THIS LOGO
AND IT BECAME PART OF THE UNIFORM IN 1909.



BOB SHEPPARD PUBLIC ADDRESS ANNOUNCER "THE VOICE OF YANKEE STADIUM"

FOR HALF A CENTURY, HE HAS WELCOMED GENERATIONS OF
FANS WITH HIS TRADEMARK GREETING, "LADIES AND
GENTLEMEN, WELCOME TO YANKEE STADIUM." HIS CLEAR,
CONCISE AND CORRECT VOCAL STYLE HAS ANNOUNCED THE
NAMES OF HUNDREDS OF PLAYERS - BOTH UNFAMILIAR AND
LEGENDARY - WITH EQUAL DIVINE REVERENCE, MAKING HIM
AS SYNONYMOUS WITH YANKEE STADIUM AS ITS COPPER
FACADE AND MONUMENT PARK.

DEDICATED BY
THE NEW YORK YANKEES
MAY 7, 2000
50TH ANNIVERSARY SEASON



DONALD ARTHUR MATTINGLY "DONNIE BASEBALL"

1982-1995
AMERICAN LEAGUE BATTING CHAMPION 1984
AMERICAN LEAGUE MVP (145 RBI) 1985
NINE-TIME GOLD GLOVE WINNER
SIX-TIME AMERICAN LEAGUE ALL-STAR
SET RECORD FOR MOST GRAND SLAMS IN A SEASON (6) 1987
MAJOR LEAGUE RECORD FOR MOST HOME RUNS IN
SEVEN CONSECUTIVE GAMES (9) AND EIGHT
CONSECUTIVE GAMES (10)
10TH PLAYER IN TEAM HISTORY TO BE NAMED CAPTAIN 1991

A HUMBLE MAN OF GRACE AND DIGNITY.
A CAPTAIN WHO LED BY EXAMPLE.
PROUD OF THE PINSTRIPE TRADITION
AND DEDICATED TO THE PURSUIT OF EXCELLENCE,
A YANKEE FOREVER

DEDICATED BY
THE NEW YORK YANKEES
AUGUST 31, 1997



REGGIE JACKSON

"MR. OCTOBER"
NEW YORK YANKEES
1977-1981

ONE OF THE MOST COLORFUL AND EXCITING PLAYERS OF HIS ERA
A PROLIFIC POWER HITTER WHO THRIVED IN PRESSURE SITUATIONS

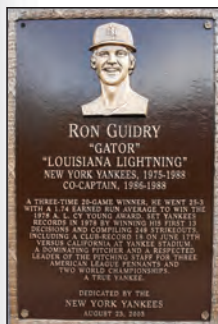
IN FIVE YEARS IN PINSTripES, HELPED LEAD THE YANKEES TO
FOUR DIVISION TITLES, THREE AMERICAN LEAGUE PENNANTS
AND TWO WORLD CHAMPIONSHIPS

AT HIS BEST IN OCTOBER, BELTED FOUR HOME RUNS ON FOUR
CONSECUTIVE SWINGS IN THE 1977 WORLD SERIES-INCLUDING
THREE IN GAME SIX AT YANKEE STADIUM

INDUCTED INTO THE BASEBALL HALL OF FAME IN 1993

DEDICATED BY
THE NEW YORK YANKEES
JULY 6, 2002





RON GUIDRY

"GATOR"
"LOUISIANA LIGHTNING"
NEW YORK YANKEES, 1975-1988
CO-CAPTAIN, 1986-1988

A THREE-TIME 20-GAME WINNER, HE WENT 25-3 WITH A 1.74 EARNED RUN AVERAGE TO WIN THE 1978 A.L. CY YOUNG AWARD. SET YANKEES RECORDS IN 1978 BY WINNING HIS FIRST 13 DECISIONS AND COMPILING 248 STRIKEOUTS, INCLUDING A CLUB-RECORD 18 ON JUNE 17TH VERSUS CALIFORNIA AT YANKEE STADIUM. A DOMINATING PITCHER AND A RESPECTED LEADER OF THE PITCHING STAFF FOR THREE AMERICAN LEAGUE PENNANTS AND TWO WORLD CHAMPIONSHIPS. A TRUE YANKEE.

DEDICATED BY THE
NEW YORK YANKEES
AUGUST 23, 2003



JACKIE ROBINSON

42
UNIFORM NUMBER RETIRED 1997

"A LIFE IS NOT IMPORTANT EXCEPT
IN THE IMPACT IT HAS ON OTHER LIVES."



CHARLES HERBERT "RED" RUFFING

New York Yankees
1930-1942
1945-1946
U.S. ARMY AIR DIVISION
1943-1945

THE YANKEES' ALL-TIME LEADER IN WINS BY A RIGHT-HANDED PITCHER WITH 231. THE ONLY PITCHER IN FRANCHISE HISTORY TO COMPLETE FOUR CONSECUTIVE 20-WIN SEASONS, FROM 1936-1939, WHEN HE LED THE YANKEES TO FOUR STRAIGHT WORLD CHAMPIONSHIPS. A DURABLE PITCHER, HE HOLDS THE YANKEES' RECORD FOR MOST COMPLETE GAMES WITH 261. ONE OF THE GREATEST HITTING PITCHERS OF ALL TIME, HE BATTED .300 OR BETTER IN EIGHT SEASONS.

INDUCTED INTO THE BASEBALL HALL OF FAME IN 1967
DEDICATED BY THE
NEW YORK YANKEES
JULY 10, 2004

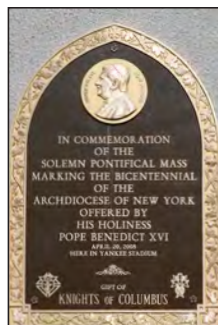


NELSON MANDELA

NELSON MANDELA
1918 - 2013

"IT ALWAYS SEEMS IMPOSSIBLE UNTIL IT'S DONE."
NOBEL PEACE PRIZE WINNER AND GLOBAL LEADER
WHOSE TIRELESS EFFORTS
DISMANTLED APARTHEID IN SOUTH AFRICA.
AS PRESIDENT OF HIS COUNTRY,
HE WOULD USE SOUTH AFRICA'S ENTHUSIASM FOR SPORTS AS A
UNIFYING FORCE FOR RECONCILIATION.
ON JUNE 21, 1990, HE MADE A MEMORABLE VISIT TO
THE ORIGINAL YANKEE STADIUM
AND PROCLAIMED, "YOU KNOW WHO I AM. I AM A YANKEE."
IN WORDS AND DEEDS, HE BECAME AN INSPIRATIONAL LEADER TO THE WORLD.

DEDICATED BY
NEW YORK YANKEES
APRIL 15, 2014



POPE BENEDICT XVI

IN COMMEMORATION
OF THE
SOLEMN PONTIFICAL MASS
MARKING THE BICENTENNIAL
OF THE
ARCHDIOCESE OF NEW YORK
OFFERED BY
HIS HOLINESS
POPE BENEDICT XVI
APRIL 20, 2008
HERE IN YANKEE STADIUM

GIFT OF
KNIGHTS OF COLUMBUS




CONSTANTINO "TINO" MARTINEZ

NEW YORK YANKEES
1996 - 2001, 2003

KNOWN FOR HIS POWERFUL BAT AND
SUPERLATIVE DEFENSE AT FIRST BASE,
MARTINEZ WAS A FAN FAVORITE ON FOUR
YANKEES WORLD CHAMPIONSHIP TEAMS.
HIT TWO OF THE MOST MEMORABLE HOME
RUNS IN YANKEES POSTSEASON HISTORY -
A GRAND SLAM IN GAME 1 OF THE 1998 WORLD
SERIES AND A GAME-TYING, NINTH-INNING
HOMER IN GAME 4 OF THE 2001 FALL CLASSIC.
AMASSED 192 HOME RUNS AND 739 RBI
IN SEVEN SEASONS WITH THE CLUB.

DEDICATED BY THE
NEW YORK YANKEES
JUNE 21, 2014



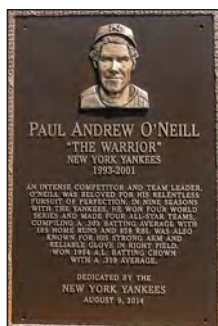
RICHARD MICHAEL GOSSAGE

"GOOSE"
NEW YORK YANKEES
1978-1983, 1989

ONE OF THE MOST INTIMIDATING PITCHERS EVER TO DON PINSTripES, GOSSAGE HAD AN EXPLOSIVE FASTBALL AND FEARLESS DEMEANOR, FREQUENTLY PITCHING MULTIPLE INNINGS PER APPEARANCE. IN SEVEN SEASONS WITH THE YANKEES, COMPILED A 42-28 RECORD WITH 151 SAVES AND A 2.14 ERA. WAS A FOUR-TIME ALL-STAR WITH THE CLUB AND 1978 A.L. RELIEF MAN OF THE YEAR.

INDUCTED INTO THE BASEBALL HALL OF FAME IN 2008.

DEDICATED BY THE NEW YORK YANKEES
JUNE 22, 2014




PAUL ANDREW O'NEILL

"THE WARRIOR"
NEW YORK YANKEES
1993 - 2001

AN INTENSE COMPETITOR AND TEAM LEADER, O'NEILL WAS BELOVED FOR HIS RELENTLESS PURSUIT OF PERFECTION. IN NINE SEASONS WITH THE YANKEES, HE WON FOUR WORLD SERIES AND MADE FOUR ALL-STAR TEAMS, COMPILED A .303 BATTING AVERAGE WITH 185 HOME RUNS AND 858 RBI. WAS ALSO KNOWN FOR HIS STRONG ARM AND RELIABLE GLOVE IN RIGHT FIELD. WON 1994 A.L. BATTING CROWN WITH A .359 AVERAGE.

DEDICATED BY THE NEW YORK YANKEES
AUGUST 9, 2014



JOSEPH PAUL TORRE

NEW YORK YANKEES MANAGER, 1996-2007
WORLD CHAMPIONS, 1996, 1998-2000
A.L. PENNANTS, 1996, 1998-2000, 2001, 2003

HIS CALM APPROACH AND DIGNIFIED MANNER PROVIDED THE FOUNDATION FOR ONE OF THE MOST SUCCESSFUL ERAS IN FRANCHISE HISTORY. MANAGED THE YANKEES TO A 1,173-767-2 REGULAR SEASON RECORD AND 76-47 POSTSEASON MARK, LEADING THE CLUB TO THE PLAYOFFS IN EACH OF HIS 12 SEASONS AT THE HELM. IN 1998, GUIDED THE TEAM TO 125 TOTAL VICTORIES, THE MOST SINGLE-SEASON WINS BY ANY TEAM ALL TIME.

INDUCTED INTO THE BASEBALL HALL OF FAME IN 2014.

DEDICATED BY THE NEW YORK YANKEES
AUGUST 23, 2014



BERNABÉ WILLIAMS FIGUEROA, JR.

"BERNIE"
NEW YORK YANKEES
1991-2006

A FOUR-TIME WORLD CHAMPION, FIVE-TIME ALL-STAR, AND FOUR-TIME GOLD GLOVE AWARD WINNER, WILLIAMS RETIRED AS BASEBALL'S ALL-TIME LEADER WITH 80 POSTSEASON RBI.

HIS 1996 ALCS MVP PERFORMANCE AGAINST BALTIMORE PROPELLED THE YANKEES TO THEIR FIRST FALL CLASSIC IN 15 YEARS.

DURING THE YANKEES' 114-WIN SEASON IN 1998, WILLIAMS HIT .339 TO BECOME THE FIRST MAJOR LEAGUER TO WIN A BATTING TITLE, GOLD GLOVE AWARD AND WORLD SERIES RING IN THE SAME YEAR.

A LIFETIME YANKEE, HE FINISHED WITH 287 HOME RUNS, 1,257 RBI, 2,336 HITS, 449 DOUBLES AND 1,069 WALKS IN 2,076 GAMES—AMONG THE FRANCHISE'S TOP SEVEN IN EACH CATEGORY AT THE TIME OF INDUCTION.

DEDICATED BY THE NEW YORK YANKEES
MAY 24, 2015



WILLIE LARRY RANDOLPH

NEW YORK YANKEES, 1976-1988
CO-CAPTAIN, 1986-1988
COACH, 1994-2004

A CONSISTENT AND PATIENT HITTER, ESPECIALLY WITH RUNNERS ON BASE, RANDOLPH WAS POPULAR WITH FANS AND TEAMMATES ALIKE. HE WAS ALSO AN EXCEPTIONAL DEFENDER AT SECOND BASE, KNOWN FOR HIS ABILITY TO TURN THE DOUBLE PLAY.

IN 13 SEASONS AS A PLAYER WITH THE YANKEES, HE COMPETED IN FOUR WORLD SERIES, WINNING TWO. A FIVE-TIME ALL-STAR IN PINSTripES, HE COMPILED A .275 BATTING AVERAGE AND A .374 ON-BASE PERCENTAGE WITH THE CLUB.

HE WON THE 1980 A.L. SILVER SLUGGER AWARD WITH A .427 ON-BASE PERCENTAGE, 30 STOLEN BASES AND A LEAD-LEADING 119 WALKS.

LATER, HE WAS A COACH FOR THE YANKEES DYNASTY THAT WON FOUR WORLD SERIES TITLES IN 1996, 1998, 1999 AND 2000.

DEDICATED BY THE NEW YORK YANKEES
JUNE 20, 2015



MELVIN LEON STOTTELMYRE, SR.

"MEL"
YANKEES PITCHER, 1964-1974
YANKEES PITCHING COACH, 1996-2005

CALLED UP IN AUGUST 1964, STOTTELMYRE WENT 9-3 TO LEAD THE YANKEES TO THEIR FIFTH CONSECUTIVE ALL-PENNANT, LATER STARTING THREE GAMES IN THE SEVEN-GAME FALL CLASSIC THAT SEASON.

AN ELITE PITCHER IN HIS DAY, HE PLAYED HIS ENTIRE CAREER WITH THE YANKEES AND WAS SELECTED TO FIVE ALL-STAR TEAMS, GOING 164-139 WITH A 2.97 ERA OVER 11 MAJOR LEAGUE SEASONS.

WAS ONE OF THE BEST RIGHT-HANDED PITCHERS IN YANKEES HISTORY, WHOSE 40 CAREER SHUTOUTS ARE TIED FOR SECOND ON THE ALL-TIME FRANCHISE LIST. HE RANKS FOURTH ALL-TIME AMONG YANKEES IN STARTS (356) AND INNINGS PITCHED (2,662), AND EIGHTH IN COMPLETE GAMES (152) AND ERA.

KNOWN AS A GOOD HITTER FOR HIS POSITION, HE HAD FIVE HITS IN FIVE AT-BATS ON SEPT. 26, 1964 AND A RARE INSIDE-THE-PARK GRAND SLAM ON JULY 20, 1965.

HE LATER BECAME ONE OF THE BEST PITCHING COACHES IN BASEBALL, EXPERTLY GUIDING THE YANKEES STAFF DURING THEIR WORLD SERIES CHAMPIONSHIP SEASONS OF 1996, 1998, 1999, AND 2000.

DEDICATED BY THE NEW YORK YANKEES
JUNE 20, 2015





JORGE RAFAEL DE POSADA VILLETA

NEW YORK YANKEES
1995-2011

A MEMBER OF FIVE WORLD CHAMPIONSHIP TEAMS AND A FIVE-TIME SILVER SLUGGER AWARD-WINNER, POSADA WAS A HOMEGROWN YANKEE, PLAYING ALL 17 OF HIS MAJOR LEAGUE SEASONS IN PINSTripES.

CONTINUING THE LEGACY OF GREAT YANKEES CATCHERS, HE APPEARED IN 1,829 CAREER GAMES, COMPIling A .273 BATTING AVERAGE, WITH 275 CAREER HOME RUNS, 1,065 RBI, AND A .374 ON-BASE PERCENTAGE.

THE FIVE-TIME ALL-STAR SET CAREER HIGHS WITH 30 HOME RUNS AND 101 RBI IN 2003, FINISHING THIRD IN AL MVP VOTING AND MATCHING YOGI BERRA'S SINGLE SEASON RECORD FOR MOST HOME RUNS BY A YANKEES CATCHER.

IN 2007, POSADA HAD A HISTORIC SEASON, BATTING .338, WITH 20 HOME RUNS, 90 RBI, 42 DOUBLES, AND A .426 ON-BASE PERCENTAGE.

DEDICATED BY THE
NEW YORK YANKEES
AUGUST 22, 2015



ANDREW EUGENE PETTITTE


NEW YORK YANKEES
1995-2003, 2007-2010, 2012-2013

A FIVE-TIME WORLD CHAMPION AND THREE-TIME ALL-STAR, PETTITTE WAS A MODEL OF CONSISTENCY IN THE YANKEES ROTATION FOR 15 SEASONS, GOING 19-10 WITH A 3.76 ERA IN 40 POSTSEASON STARTS WITH THE CLUB. IN 2009, HE BECAME THE FIRST PITCHER TO START AND WIN THE CLINCHING GAME IN EACH OF THREE SERIES IN A SINGLE POSTSEASON.

KNOWING FOR HAVING ONE OF BASEBALL'S BEST PICKOFF MOVES, PETTITTE WILL BE MOST REMEMBERED FOR HIS EXTENSIVE OCTOBER RESUME. AS HE WENT 19-10 WITH A 3.76 ERA IN 40 POSTSEASON STARTS WITH THE CLUB. IN 2009, HE BECAME THE FIRST PITCHER TO START AND WIN THE CLINCHING GAME IN EACH OF THREE SERIES IN A SINGLE POSTSEASON.

THE LEFT-HANDER RETIRED WITH THE THIRD HIGHEST WIN TOTAL IN THE YANKEES HISTORY, AND HE IS THE CLUB'S ALL-TIME STRIKEOUT LEADER, WITH 2,020. TWICE A 20-GAME WINNER, PETTITTE FINISHED HIS CAREER AS THE FIRST PLAYER TO PITCH MORE THAN 15 SEASONS IN THE MAJORS WITHOUT EVER HAVING A LOSING RECORD.

DEDICATED BY THE
NEW YORK YANKEES
AUGUST 23, 2015



MARIANO RIVERA

"MO"
NEW YORK YANKEES
1995-2013

A 13-TIME ALL-STAR, FIVE-TIME WORLD SERIES CHAMPION AND FIVE-TIME AMERICAN LEAGUE ROYALS RELIEF MAN OF THE YEAR AWARD WINNER, RIVERA IS CONSIDERED THE GREATEST CLOSER IN MAJOR LEAGUE BASEBALL HISTORY.

A LIFETIME YANKEE, HE RETIRED AS BASEBALL'S ALL-TIME SAVES LEADER (652) AND THE FRANCHISE LEADER IN GAMES PITCHED (1,115).

HIS SIGNATURE CUT FASTBALL MADE HIM A DOMINANT FORCE, ESPECIALLY IN OCTOBER. DURING HIS CAREER, HE RECORDED THE MOST SAVES (42) AND POSTED THE LOWEST ERA (0.70) IN POSTSEASON HISTORY WITH A COOL AND CONFIDENT DISHEANOR. THE PANAMA NATIVE EARNED BOTH THE 1999 WORLD SERIES MVP AND 2003 ALCS MVP AWARDS.

ONE OF THE MOST RESPECTED PEOPLE IN THE SPORTS WORLD, HE WAS THE LAST MAJOR LEAGUE PLAYER EVER TO WEAR JACKIE ROBINSON'S NO. 42.

DEDICATED BY THE
NEW YORK YANKEES
AUGUST 14, 2016



DEREK SANDERSON JETER

"THE CAPTAIN"
"MR. NOVEMBER"
NEW YORK YANKEES
1995-2014

AS THE CORNERSTONE OF FIVE WORLD CHAMPIONSHIP TEAMS, JETER WAS A LEADER ON THE FIELD AND IN THE CLUBHOUSE, SETTING AN EXAMPLE FOR HIS TEAMMATES WITH HIS UNCOMPROMISING DESIRE FOR TEAM SUCCESS.

HE RETIRED WITH A FRANCHISE-BEST 3,465 HITS - SIXTH ON BASEBALL'S ALL-TIME LIST - HAVING PLAYED MORE SEASONS (20) AND GAMES (2,747) THAN ANY OTHER YANKEE. A LIFETIME .310 HITTER WITH A .377 ON-BASE PERCENTAGE, JETER WAS THE LONGEST-TENURED CAPTAIN IN TEAM HISTORY, HOLDING THE ROLE FROM JUNE 3, 2003 THROUGH THE END OF HIS CAREER IN 2014.

JETER GARNERED 14 ALL-STAR NOMINATIONS, FIVE GOLD GLOVES, AND FIVE SILVER SLUGGER AWARDS. IN 2000, THE SHORTSTOP BECAME THE FIRST PLAYER IN MAJOR LEAGUE HISTORY TO BE NAMED ALL-STAR GAME MVP AND WORLD SERIES MVP IN THE SAME SEASON.

A CONSISTENT WINNER, HE COMPILED AN INCREDIBLE .593 REGULAR SEASON WINNING PERCENTAGE (1,628-1,17-2) IN GAMES PLAYED, AND HE RETIRED AS BASEBALL'S ALL-TIME POSTSEASON LEADER IN GAMES (158), HITS (200), RUNS (111), AND DOUBLES (32).

DEDICATED BY THE
NEW YORK YANKEES
MAY 14, 2017



THE STONEWALL INN

IN COMMEMORATION OF THE 50TH ANNIVERSARY OF THE EVENTS AT NEW YORK CITY'S STONEWALL INN, WHICH SPARKED THE MODERN LGBTQ MOVEMENT.

THIS PLAQUE SERVES TO HONOR THE STRUGGLE FOR EQUALITY AND IS A REMINDER OF THE RICHNESS WE GAIN BY NURTURING INCLUSION AND DIVERSITY.

ACCEPTANCE FORMS THE BEDROCK OF OUR COMMUNITY, AND LET IT BE KNOWN THAT YANKEE STADIUM WELCOMES EVERYONE AS A GATHERING PLACE FOR ALL.

DEDICATED BY
NEW YORK YANKEES
JUNE 25, 2019



Fellow Monument Park inductees join Derek Jeter during his May 14, 2017, induction ceremony. From L to R: Paul O'Neill, Tino Martinez, Andy Pettitte, Mariano Rivera, Jorge Posada, Derek Jeter, Bernie Williams, Willie Randolph and Joe Torre.



Player Development

C Rafael Flores was named by *Baseball America* as the Yankees 2024 Minor League “Player of the Year.” He ranked second among Yankees minor leaguers in home runs (21), doubles (31), extra-base hits (52) and total bases (215), third in hits (121) and was tied for fourth in walks (66).

Advisors & Special Assignment Staff



JIM HENDRY – SPECIAL ASSIGNMENT SCOUT

BORN: 7/27/55 in Dunedin, Fla. • **RESIDES:** Lafayette, La.

Enters his 14th season as a Special Assignment Scout for the Yankees...during his 10-year stint as Chicago Cubs General Manager (2002-11), he became the first GM to take the Cubs to the postseason three times (2002, '07-08)...spent a total of 18 years with the Cubs (1994-2011) after three seasons with the Florida Marlins organization (1992-94)...was named the 1991 National Coach of the Year by *Baseball America* after leading Creighton University (Neb.) to a third-place finish at the College World Series...spent seven years at Creighton (1984-91) after beginning his career as the Head Coach at Miami's Columbus H.S. (1978-83)...**PERSONAL:** Received a bachelor's degree in communications and journalism from Spring Hill College (Ala.) in 1977 and a master's degree in athletic administration from Biscayne College (now St. Thomas University) in Miami in 1980...received the 2019 Legends in Scouting Award from the PBSA at a ceremony in Beverly Hills, Calif., in January 2019.



OMAR MINAYA – SENIOR ADVISOR TO BASEBALL OPERATIONS

BORN: 11/10/58 in Mao Valverde, D.R. • **RESIDES:** Harrington Park, N.J.

Begins his third season in the Yankees organization as Senior Advisor to Baseball Operations...was named Senior Advisor to Baseball Operations on January 5, 2023...was instrumental in organizing the Yankees' historic return to Mexico City on March 24 and 25, 2024, marking their first visit to the Mexican capital in over 50 years, where they played a two-game exhibition series against the Diablos Rojos del México...spent 2022 serving as an Amateur Scouting Consultant for Major League Baseball...also spent six seasons with the New York Mets, serving as a Special Assistant to the General Manager (2017-20) and as a Mets Ambassador (2020-22)...it marked his third stint with the Mets after previously working as Executive Vice President and General Manager (2004-10) and Senior Assistant General Manager (1997-2002)...from 2005-10, the Mets posted a 506-466 (.521) record, the third-best mark in the National League during that stretch...after his first stint with the Mets from 1997-2002, he became baseball's first Hispanic General Manager when he was appointed Vice President and General Manager of the Montreal Expos in February 2002, spending three seasons with them...was a member of the selection committee for the U.S. Olympic and Pan American baseball teams in 2000, winning gold in the Olympics and silver at the Pan American Games...**PLAYING CAREER:** Was selected by the Oakland Athletics in the 14th round of the 1978 First-Year Player Draft...played for the Athletics and Mariners minor league organizations (1978 & 1981)...spent two years (1983-84) playing professionally in Italy...**PERSONAL:** Was born in Mao Valverde, Dominican Republic and grew up in Queens, New York where he played baseball at Newtown High School in Elmhurst...was given the *Baseball America* "2022 Trailblazer Award."



BRIAN SABEAN – EXECUTIVE ADVISOR TO THE GENERAL MANAGER

BORN: 7/1/56 in Concord, N.H. • **RESIDES:** Bradenton, Fla.

Enters his third season as Executive Advisor to the General Manager and his 11th in the Yankees organization...was named Executive Advisor to the General Manager on January 3, 2023, beginning his second stint with the Yankees organization...played a vital role in developing the Yankees' farm system into one of baseball's finest during his previous eight-year tenure, while serving as Vice President of Player Development and Scouting from 1990-92, Director of Scouting from 1986-90 and as a Scout in 1985...after leaving the Yankees, had a 30-season tenure with the San Francisco Giants (1993-2022), where he served as an Executive Vice President (2019-22), Executive Vice President of Baseball Operations (2015-18) and Senior Vice President and General Manager (1997-2014)...from 1997-2018, he claimed eight postseason births and captured five division titles, four National League pennants and three World Series Championships (2010, 2012 and 2014)...the 2010-14 Giants were just the third franchise in the last 60 years to win three-or-more titles in a five-year stretch, joining the Yankees (Series winners in 1996, '98-2000) and Oakland A's (1972-74)...during Sabean's tenure as GM, the Giants were named the Topps "Organization of the Year" in both 2009 and 2011 and the *Baseball America* "Organization of the Year" in 2010...additionally, he served as San Francisco's Senior Vice President of Player Personnel (1995-96) and as Assistant to the General Manager and Vice President of Scouting Player Personnel (1993-94)...**PERSONAL:** Graduated from Eckerd College (Fla.) in 1978...began his career in coaching at the collegiate level, working as an Assistant Baseball Coach at St. Leo College (Fla.) in 1979...held the same role at the University of Tampa from 1980-82 before serving as their Head Coach from 1983-84, compiling a 61-31 record and making the school's first-ever appearance in an NCAA regional tournament in 1984...was named Major League Baseball's "Executive of the Year" by the *Sporting News* in 2003 and by *Baseball America* in 2003 and 2012.





HIDEKI MATSUI – SPECIAL ASSISTANT TO THE GENERAL MANAGER

BORN: 6/12/74 in Ishikawa, Japan

Enters his eighth season as Special Assistant to the General Manager for the Yankees (since 2018) and his 15th in the Yankees organization...played his first 10 professional seasons in Japan's Nippon Professional Baseball with the Yomiuri Giants, where he was a nine-time All-Star, three-time Japan Series champion and three-time Central League MVP...played another 10 seasons in Major League Baseball, batting .282 (1,253-for-4,442) with 175HR and 760RBI in 1,236 games with the Yankees (2003-09), Los Angeles-AL (2010), Oakland (2011) and Tampa Bay (2012)...was a member of the 2009 World Series championship team, earning World Series MVP honors after hitting .615 (8-for-13) with 3HR and 8RBI in the six-game series...his 6RBI in the series-clinching Game 6 are tied for the most RBI in a World Series game in Major League history...originally signed with the Yankees as a free agent on January 14, 2003, and played seven seasons with the club, batting .292 (977-for-3,348) with 140HR and 597RBI in 916 games...led or tied for the Major League lead in games played in each of his first three seasons (2003-05), along with being a two-time All-Star (2003-04) and finishing second in the 2003 AL Rookie of the Year voting...in 2015, he founded the "Matsui 55" Baseball Foundation, a non-profit charitable organization designed to give back to the game of baseball and fans, which has hosted youth baseball clinics in places including New York, New Jersey, Los Angeles, San Francisco and Japan.



ANDY PETTITTE – SPECIAL ASSISTANT TO THE GENERAL MANAGER

BORN: 6/15/72 in Baton Rouge, La.

Enters his seventh season as Special Assistant to the General Manager for the Yankees (since 2019) and his 26th in the Yankees organization...pitched in the Majors for 18 seasons, going 256-153 with a 3.85 ERA in 531 games (521 starts) with the Yankees (1995-2003, '07-10, '12-13) and Houston (2004-06)...was a three-time All-Star (1996, 2001, '10), the 1996 AL wins leader (21-8) and the 2001 ALCS MVP...was originally selected by the Yankees in the 22nd round of the 1990 First-Year Player Draft and signed with the franchise in 1991 after attending San Jacinto Junior College (Tex.)...played 15 seasons with the club, posting a 219-127 record with a 3.94 ERA and 2,020K in 447 games (438 starts)...is the Yankees franchise leader in strikeouts and is tied with Whitey Ford for the most games started by a pitcher...was a member of five World Series championship teams with the Yankees (1996, '98-2000, '09) and holds the franchise postseason records for games started (40, AL record), innings pitched (251.1, AL record), wins (18, AL record) and strikeouts (167)...in 2009, became the first pitcher in history to start and win all three clinching games in a single postseason (ALDS, ALCS, WS)...his No. 46 was retired by the Yankees on August 23, 2015...is an active supporter of the San Jacinto College Foundation, a non-profit corporation that helps enhance the level of achievement at the college he attended...also supports the "Tunnel To Towers" Foundation, a nonprofit organization that provides mortgage-free homes to Gold Star and fallen first responder's families, and provides specially adapted smart homes for injured veterans and first responders.



CC SABATHIA – SPECIAL ASSISTANT TO THE GENERAL MANAGER

BORN: 7/21/80 in Vallejo, Calif.

Enters his sixth season as Special Assistant to the General Manager for the Yankees (since 2020) and his 17th in the Yankees organization...in January 2025, was elected to the Baseball Hall of Fame in his first year of eligibility, receiving 342 votes (86.8%) from the BBWAA...was one of Major League Baseball's best pitchers over his 19-season career, totaling a 251-161 record with a 3.74 ERA in 561 games (560 starts) with Cleveland (2001-08), Milwaukee (2008) and the Yankees (2009-19)...only Justin Verlander (262 wins entering 2025) has more victories this millennium...with 3,093 career strikeouts, is one of just three left-handers all-time to reach the 3,000K plateau (also Randy Johnson and Steve Carlton)...was a six-time All-Star (2003-04, '07, '10-12) and winner of the 2007 AL Cy Young Award with Cleveland, posting a 19-7 record with a 3.21 ERA and 209K in 34 starts and an MLB-leading 241.OIP...signed with the Yankees as a free agent on December 20, 2008, and played 11 seasons with the club, posting a 134-88 record with a 3.81 ERA and 1,700K in 307 games (306 starts)...was the staff ace of the 2009 World Series-winning club, going 19-4 with a 3.37 ERA and 197K, also earning 2009 ALCS MVP honors...is long regarded as one of MLB's most philanthropic players, notably founding the "PitCch In" Foundation with his wife, Amber, in 2008...the organization is committed to the care and needs of inner-city children while helping to raise self-esteem through sports activities and education...was a Special Assistant to Commissioner Rob Manfred during the 2022-23 seasons and currently serves as the Board Vice Chair for The Players Alliance.



NICK SWISHER – SPECIAL ASSISTANT TO THE GENERAL MANAGER

BORN: 11/25/80 in Columbus, Ohio

Enters his eighth season as Special Assistant to the General Manager for the Yankees (since 2018) and his 12th in the Yankees organization...played in the Majors for 12 seasons, batting .249 (1,338-for-5,369) with 245HR and 803RBI in 1,527 career games with Oakland (2004-07), Chicago-AL (2008), the Yankees (2009-12), Cleveland (2013-15) and Atlanta (2015)...was a member of the 2009 World Series-winning club, starting in 14 of the Yankees' 15 postseason games that year (all in RF)...was named an AL All-Star in 2010...was originally acquired by the Yankees along with RHP Kanekoa Teixeira from Chicago-AL in exchange for INF Wilson Betemit, RHP Jeff Marquez and RHP Jhonny Núñez on November 13, 2008, and played four seasons with the club, batting .268 (570-for-2,127) with 105HR and 349RBI in 598 games...in 2007, he established the "Swish's Wishes" Foundation to assist children with life-threatening illnesses and to help lift spirits of kids going through difficult times...has also been a regular visitor at children's hospitals and an advocate for causes that include raising cancer awareness and funding research, and assisting wounded war veterans and military families...in 2011, was presented with the Thurman Munson Award for his on-field excellence and community service.

Player Development & Scouting Staff

ERIC SCHMITT – DIRECTOR, PLAYER DEVELOPMENT

BORN: 7/23/78 in Falls Church, Va. • **RESIDES:** Tampa, Fla.

Enters his 19th season in the Yankees organization and his eighth as the Director of Player Development... spent three seasons as the Director of Minor League Operations (2015-17)... has also served as Assistant Director of Amateur Scouting (2013-14) and Assistant Director of Baseball Operations for player development (2008-12)... joined the Yankees player development staff in 2007 as the Assistant Director of International Operations... **PLAYING CAREER:** Was selected by the Yankees in the 25th round of the 2000 First-Year Player Draft... went 26-23 with a 4.35 ERA (521.1IP, 252ER) in 167 games (68 starts) over seven minor league seasons with the Yankees (2000-05) and Braves (2006)... **PERSONAL:** Graduated from Wake Forest University with a bachelor's degree in communications and went 23-3 over four seasons (1997-2000), including an ACC-best 2.57 ERA in his senior year... graduated from Woodson H.S. (Va.) in 1996... was selected by the Mets in the 18th round of the 1996 First-Year Player Draft but did not sign.

MATT DALEY – DIRECTOR, PRO SCOUTING

BORN: 6/23/82 in Flushing, N.Y. • **RESIDES:** Hoboken, N.J.

Enters his 11th season with the Yankees and seventh as Director of Pro Scouting... was promoted to his current position in 2019 after one year as Assistant Director of Pro Scouting... was a Pro Scout for the club for three years (2015-17)... **PLAYING CAREER:** The right-handed pitcher appeared in 112 games over parts of five Major League seasons with Colorado (2009-11) and the Yankees (2013-14), going 2-3 with a 4.47 ERA (100.2IP, 92H, 53R/50ER, 36BB, 98K, 13HR)... was originally signed by the Rockies as a non-drafted free agent on 6/11/04... was signed by the Yankees as a minor league free agent on 12/19/13 and went 1-1 with a 3.54 ERA (20.1IP, 14H, 11R/8ER, 6BB, 18K, 4HR) in 20 appearances over two seasons in the Bronx... famously was the Yankees reliever who entered the game following Hall of Famer Mariano Rivera's final Major League appearance on 9/26/13 vs. Tampa Bay... **PERSONAL:** Pitched three seasons at Bucknell (Pa.) University, earning his degree in accounting with a minor in economics... is a 2000 graduate of Garden City (N.Y.) H.S.

STEPHEN SWINDAL JR. – ASSISTANT DIRECTOR, PLAYER DEVELOPMENT

BORN: 12/22/88 in Tampa, Fla. • **RESIDES:** Tampa, Fla.

Enters his 15th season in the Yankees organization and his seventh as Assistant Director of Player Development after serving as Coordinator of Player Development in 2018... previously spent four seasons as Coordinator of Baseball Operations (2014-17) following two years as Coordinator and Manager of Stadium Operations (2011-13)... interned for the Yankees' media relations department in the summer of 2009... **PERSONAL:** Graduated from the University of North Carolina, Chapel Hill with a B.A. in sports administration in 2011.

NICK AVANZATO – DIRECTOR, MINOR LEAGUE OPERATIONS

BORN: 1/31/91 in Pittsfield, Mass. • **RESIDES:** Tampa, Fla.

Enters his 11th season in the Yankees organization and his fifth as Director of Minor League Operations... spent two seasons as Manager of Minor League Operations (2020-21)... also served as Assistant Director of Minor League Operations in 2019 and as Assistant in Minor League Operations in 2018... was the Video Manager for Single-A Charleston in 2017... served in the same role for Rookie-level Pulaski (2015-16)... joined the Yankees in 2014 as a Baseball Operations Intern... prior to joining the Yankees, began his career in 2013 as a Minor League Operations Intern for the New York Mets... **PERSONAL:** Graduated from the University of Massachusetts Amherst with a bachelor's degree from the Mark H. McCormack Department of Sport Management in 2013.

VICTOR ROLDAN – DIRECTOR, INTERNATIONAL OPERATIONS

BORN: 7/17/83 in San Juan, Puerto Rico • **RESIDES:** Lutz, Fla.

Enters his 17th season in the Yankees organization and his third as Director of International Operations... spent six seasons as Manager of International Operations (2017-22)... also served as Assistant of Minor League Operations in 2016... began working in the Yankees organization in 2009 as a Clubhouse Attendant at Yankee Stadium (2009-15)... **PERSONAL:** Earned a bachelor's degree in aviation management from Embry Riddle Aeronautical University in 2006.

MARIO GARZA – DIRECTOR, BASEBALL DEVELOPMENT

BORN: 5/26/81 in Shreveport, La. • **RESIDES:** Titusville, Fla.

COACHING CAREER: Enters his 15th season with the Yankees and second as Director of Baseball Development... spent four seasons (2020-23) as Coordinator of Baseball Development... served three seasons (2017-19) as the Director of Latin American Operations... spent two seasons (2015-16) as the Assistant Director of International Player Development after managing short-season Single-A Staten Island in 2014... made his managerial debut in 2013 with the GCL Yankees 2, leading the club to a first-place finish in the Northeast Division with a 36-24 (.600) record... served as a Coach with Single-A Tampa from 2011-12... prior to that, assisted hitters and catchers at his alma mater, Melbourne Central Catholic H.S. (Fla.)... **PLAYING CAREER:** Was selected by the Astros in the 25th round of the 2003 First-Year Player Draft... played four seasons in Houston's minor league system (2003-06), batting .253 with 41HR in 285 minor league games... finished his career in the independent Frontier League in 2007... **PERSONAL:** After graduating from Melbourne Central Catholic, played two seasons at Stanford University (2000-01) before transferring to the University of Florida (2002-03)... played for the U.S. in the 1997 World Youth Championship.



DREW SPENCER – COMPLEX COORDINATOR

BORN: 1/15/75 in Rio Linda, Calif. • **RESIDES:** Tampa, Fla./London, England

COACHING CAREER: Enters his second season in the Yankees organization as Complex Coordinator for player development...also served as a Defensive Coach for the FCL Yankees in 2024...has served as the Manager of the Great Britain National Team since 2020...most recently led Team Great Britain to their first appearance in the 2023 World Baseball Classic...defeated Team Colombia, 7-5, on March 13, 2023, for their first win in the tournament...also led the team to a Silver Medal at the 2023 European Championship (Great Britain's third Silver Medal)... additionally, served as the Manager of the Great Britain U23 National Team from 2019-23...led the club to success in the WBSC Europe U23 European Championships, including a second-place finish in 2023, earning Great Britain's first ever berth in the U23 World Cup...**PERSONAL:** Played collegiately at Dartmouth College from 1994-97...graduated as the Big Green's career leader at the time in runs (139, fourth), BA (.365, fifth), hits (201, fifth), stolen bases (47, sixth) and RBIs (113, 10th)...earned All-Ivy League honors all four seasons, including First Team honors in both 1994 and 1996...was inducted into the Wearers of the Green, Dartmouth Athletics' Hall of Fame, 2024...earned his bachelor's degree in sociology and education in 1997...was instrumental in the continued growth of the London Mets Baseball & Softball Club, the United Kingdom's leading baseball club for youth and adults, serving as the Chairman from 2016-18 and the Manager from 2017-2020...led the team to three consecutive National Championships in the British National Baseball League.

PAT McMAHON – PLAYER DEVELOPMENT ADVISOR

BORN: 5/28/53 in Lackawanna, N.Y. • **RESIDES:** Gainesville, Fla.

COACHING CAREER: Enters his 18th season with the Yankees organization and his fourth as Player Development Advisor...served as Coordinator of Instruction for four seasons (2018-2021)...was an Outfield and Baserunning Coordinator in 2017...served as the Director of International Player Development for five seasons (2012-16)...was inducted into the American Baseball Coaches Association (ABCA) Hall of Fame in January 2018...received the ABCA's Lefty Gomez Award in 2015, which recognizes individuals who make significant contributions to the game of baseball locally, nationally and internationally...joined the Yankees in 2008 as the Manager for short-season Single-A Staten Island, leading the team to a league-best 49-26 record...was the Head Coach of the University of Florida for seven seasons (2001-07) and earned the Collegiate Baseball Foundation's "National Coach of the Year" and SEC "Coach of the Year" Awards in 2005 after guiding the Gators to a national runner-up finish at the College World Series...owns a career college coaching record of 555-287-1 in 16 seasons with Old Dominion (1990-94), Mississippi State (1997-2000) and Florida...served three stints with the USA National Team: was the Pitching Coach for the team that won bronze at the 1991 Pan-American Games in Cuba; was an Assistant in 1997; and managed the 2001 USA team that played in tournaments in the U.S., Japan and Taiwan...was inducted into the Old Dominion Sports Hall of Fame in Oct. 2015...the pitching lab at Mississippi State was named after McMahon in Nov. 2019...**PLAYING CAREER:** Was selected by the Mets in the 18th round of the 1971 First-Year Player Draft but chose to play collegiately at St. John's River College (1972-73) and Stetson University (1974-75)...**PERSONAL:** Is one of eight siblings.

SAM BRIEND – SENIOR DIRECTOR OF PITCHING

BORN: 3/29/88 in Utica, N.Y. • **RESIDES:** Tampa, Fla.

COACHING CAREER: Enters his sixth year in the Yankees organization...spent three years as the Director of Player Development at Driveline Baseball in Seattle, Wash....spent one season as Pitching Coach for the St. Cloud Rox of the summer collegiate Northwest League in 2015...returned to his alma mater, Oglethorpe University (Ga.), as the Pitching Coach and Head Strength Coach for five years...**PLAYING CAREER:** The right-handed pitcher played two seasons of independent baseball for the NYSL Federals of the Canadian-American Association in 2011, and in the Pecos League in 2013 for the Taos Blizzard and Trinidad Triggers...**PERSONAL:** Played four years at Oglethorpe University (Ga.), where he graduated in 2011 with a degree in psychology while receiving All-SCAC First Team honors...earned his master's degree in strength and conditioning at LaGrange (Ga.) College.

BRETT DeGAGNE – MINOR LEAGUE PITCHING COORDINATOR

BORN: 8/17/92 in Willmar, Minn. • **RESIDES:** Richmond, Minn.

COACHING CAREER: Enters his fifth season coaching in the Yankees organization and first as Minor League Pitching Coordinator...most recently served as Pitching Coach for Double-A Somerset in 2024...held the same role for the FCL Yankees from 2022-23 and Single-A Tampa in 2021...joined the Yankees organization in 2020 and had been scheduled to serve as Pitching Coach for the DSL Yankees before the season was canceled due to the COVID-19 pandemic...was the Pitching Coach at North Iowa Area Community College from 2018-19...served as the pitching coach for the Bismarck Larks of the collegiate Northwest League in 2018 after a two-year stint in the same role at St. Cloud State (Minn.) University from 2016-18...began his career as a coach at Sauk Rapids (Minn.) H.S. in 2012...**PERSONAL:** Last name is pronounced "dee-GAHN-yay"...earned his bachelor's degree from the University of North Dakota in 2016 and a master's in educational and administrative leadership from St. Cloud State in 2018.

JOHN KREMER – REHAB PITCHING COORDINATOR

BORN: 11/19/76 in Indianapolis, Ind. • **RESIDES:** Lutz, Fla.

Enters his 22nd season with the Yankees organization and his third as Rehab Pitching Coordinator after serving as a Pitching Coordinator from 2020-22...will again contribute to the organizations' performance science efforts, having previously spent five seasons as the Director of Performance Science (2015-19) after serving as the Director of Player Personnel from 2013-14...was the Assistant Director of Amateur Scouting from 2005-12 after joining the player development department in 2004 as a Baseball Operations Assistant...**PLAYING CAREER:** Was selected by the Yankees in the 19th round of the 1999 First-Year Player Draft...spent five years in the Yankees minor league system (1999-2003), compiling a 15-15 record with a 3.91 ERA (292.0IP, 127ER) in 175 games (one start)...**PERSONAL:** Pitched for the University of Evansville (Ind.), where he graduated with a B.S. in mathematics...received an MBA from the University of South Florida in 2011 and a professional certificate in strategic decision and risk management from Stanford in 2012.



JARED DeHART – DIRECTOR OF HITTING

BORN: 10/2/94 in Medford, N.J. • **RESIDES:** Southampton, N.J.

COACHING CAREER: Enters his first season in the Yankees organization as Director of Hitting...previously spent parts of seven seasons in the Seattle Mariners organization (2018-24), including five with the Major League staff...most recently served parts of three seasons as the Mariners Hitting Coach and Director of Hitting Strategy from 2022-24...served as the Hitting Coach for the American League team at the 93rd Midsummer Classic at T-Mobile Park in 2023...held the role of Assistant Hitting Coach for the Mariners from 2020-21...was the club's Hitting Strategist in 2019, where he worked with hitters, coaches, and analysts at all levels of the organization to optimize hitting development and performance...began his professional coaching career in 2018 as the Hitting Coach for the AZL Mariners...served as a Student Assistant at his alma mater, Tulane University, from 2017-18...**PERSONAL:** Played collegiately at LSU (2014), Howard College (2015), and Tulane University (2016-17)...in his two seasons at Tulane, batted .253/.361/.470 (72-for-285) with 57R, 18 doubles, 1 triple, 14HR, 55RBI, and 46BB in 92 games...was named All-WJAC with Howard in 2015...earned a bachelor's degree in marketing from Tulane in 2017...is a graduate of Shawnee (N.J.) High School, where he was an Under Armour and Rawlings All-American his senior year.

JACOB HIRST – MINOR LEAGUE HITTING COORDINATOR

BORN: 2/22/95 in Davenport, Iowa • **RESIDES:** Tampa, Fla.

COACHING CAREER: Enters his first season as Minor League Hitting Coordinator for the Yankees and sixth season overall with the organization...previously served as Assistant Minor League Hitting Coordinator in 2024...served as the Hitting Coach for Double-A Somerset from 2022-23, High-A Hudson Valley in 2021 and the GCL Yankees West in 2019...had been scheduled to serve as Hitting Coach for the GCL Yankees West in 2020 before the season was canceled due to the COVID-19 pandemic...served as an assistant coach at Augustana College (Ill.) for two seasons (2017-18)...**PERSONAL:** Played four seasons (2013-17) at Central College (Iowa), where he graduated with a B.A. in exercise science...earned his master's in exercise physiology from St. Ambrose University (Iowa).

RYAN CHIPKA – MINOR LEAGUE BASERUNNING / ASST. HITTING COORDINATOR

BORN: 1/26/90 in Waterville, Ohio • **RESIDES:** New Hudson, Mich.

COACHING CAREER: Enters his fifth season in the Yankees organization and his first as Minor League Baserunning and Assistant Hitting Coordinator...in 2024, served as the Manager of the FCL Yankees...served as a Hitting Coach for the FCL Yankees from 2021-23...joined the Yankees organization in 2020 and was scheduled to serve as Hitting Coach for the Yankees' former short-season Single-A Staten Island affiliate before the season was canceled due to the COVID-19 pandemic...served as the Director of Program Development for the University of Michigan baseball program in 2019, handling travel logistics, analytics and other non-coaching responsibilities as the Wolverines reached their first College World Series since 1984 and finished as national runners-up...was an Assistant Coach at the University of Toledo (Ohio) in 2016 and 2018...spent 2017 as the Director of Program Development and Scouting at Norfolk State (Va.) University...from 2014-15, was the Head Coach of his alma mater, NAIA-level Rochester College (Mich.), reaching the USCAA Small College World Series both years...while at Rochester, was also the school's Sports Information Director...served as an Associate Scout for the Diamondbacks before entering the coaching ranks...**PERSONAL:** Was a four-year captain and a first-team All-American at Rochester College (2009-12)...also helped the Warriors reach back-to-back USCAA Small College World Series and set the school's all-time hits record...graduated in 2008 from Anthony Wayne H.S. (Ohio), where he also played football and basketball.

AARON GERSHENFELD – RUN PREVENTION COORDINATOR / CATCHING COORDINATOR

BORN: 5/15/92 in Lansing, Mich. • **RESIDES:** Tampa, Fla.

COACHING CAREER: Begins his sixth season in the Yankees organization and first as Run Prevention Coordinator/Catching Coordinator...spent the prior three seasons (2022-24) as Defensive Coordinator...began his first two seasons with the Yankees as Catching Coordinator (2020-21)...spent three seasons (2017-19) as the Hitting Coach and Recruiting Coordinator for The Citadel (S.C.)...was the Hitting Coach for one year at East Tennessee State University after beginning his career as an Assistant Coach at Vanderbilt University (Tenn.)...**PERSONAL:** Played two seasons at the University of Louisville, reaching the College World Series twice...graduated cum laude in sport administration from Louisville...attended Butler (Ind.) University for one year before transferring...is a graduate of Cushing (Mass.) Academy.

DAN FIORITO – MINOR LEAGUE OUTFIELD / INFIELD COORDINATOR

BORN: 8/20/90 in Yonkers, N.Y. • **RESIDES:** Yonkers, N.Y.

COACHING CAREER: Enters his eighth season in the Yankees organization and his second as Minor League Outfield/Infield Coordinator...previously served as Roving Infield/Outfield Instructor from 2022-23...also served as Somerset's Manager in 2022...served as the Manager of High-A Hudson Valley in 2021...made his managerial debut in 2019 with the GCL Yankees East and had been slated to manage the Yankees' former short-season Single-A Staten Island affiliate in 2020 before the minor league season was canceled due to the COVID-19 pandemic...served as the Defensive Coach at the Yankees' former Single-A Charleston affiliate in 2018...made his professional coaching debut as Defensive Coach with the Yankees' former Rookie-level Pulaski affiliate in 2017...**PLAYING CAREER:** Was signed by the Yankees as a non-drafted free agent in 2012...over four seasons in the Yankees system, the infielder batted .240 (264-for-1102) with 107R, 52 doubles, 6 triples, 7HR and 98RBI in 322 career minor league games...**PERSONAL:** Played three years at Manhattanville College in Purchase, N.Y., where he was named to the 2012 ABCA All-America Third Team, making him the first male two-time All-American in the school's history...was also a D3Baseball.com honorable mention All-American in 2010...was named 2012 NCBWA Mid-Atlantic Region Player of the Year...is a 2008 graduate of Fordham Prep in the Bronx.



RYAN HUNT – MINOR LEAGUE INFIELD / OUTFIELD COORDINATOR

BORN: 12/6/95 in Glen Burnie, Md. • **RESIDES:** Millersville, Md.

COACHING CAREER: Enters his sixth season in the Yankees organization and second as Infield/Outfield Coordinator... previously served as Roving Infield/Outfield Instructor from 2022-23... served as Defensive Coach for the Single-A Tampa Tarpons in 2021... was scheduled to serve as Defensive Coach for the Yankees' former Single-A Charleston affiliate in 2020 before the minor league season was canceled due to the COVID-19 pandemic... served in the same role at Rookie-level Pulaski in 2019... began his coaching career as an Assistant at his alma mater, University of Charleston (W.Va.), in 2019... **PERSONAL:** Played infield for three seasons at Division II Charleston (2016-18) after his freshman season (2015) at the University of South Carolina-Aiken... earned his bachelor's degree in accounting from Charleston... graduated in 2014 from Archbishop Spalding (Md.) H.S.

DAVID WHITESIDE – DIRECTOR, PERFORMANCE SCIENCE

BORN: 6/9/87 in Perth, Australia • **RESIDES:** Tampa, Fla.

Enters his ninth season with the Yankees and his seventh as the Director of Performance Science... was the organization's first Principal Sports Scientist (2017-18)... prior to joining the Yankees, was a Sports Performance Scientist with Tennis Australia (2015-16), Australia's governing tennis body... completed a research fellowship at the University of Michigan, where he worked with a number of varsity sports (2013-14)... serves on the editorial board of the Journal of Sports Engineering and Technology, and has previously authored peer-reviewed journals and book chapters... **PERSONAL:** Graduated from the University of Western Australia in 2012 with a PhD in sport biomechanics, completed in partnership with Tennis Australia.

MARK LITTLEFIELD – MEDICAL COORDINATOR, PLAYER DEVELOPMENT

BORN: 11/27/67 in Portland, Maine • **RESIDES:** Tampa, Fla.

Enters the 10th season of his second stint as the Medical Coordinator for Yankees player development operations, his 29th season overall in the role (1993-2011, 2016-present)... also served as the Yankees Assistant Athletic Trainer at the Major League level for four seasons (2012-15)... marks his 35th season in the Yankees organization... began his training career with short-season Single-A Oneonta from 1991-92... graduated from Portland H.S. (Maine) in 1986 and earned his Bachelor of Science degree from the University of South Carolina in physical education/athletic training.

GREG SPRATT – ASSISTANT MEDICAL COORDINATOR

BORN: 7/8/65 in Lexington, Ky. • **RESIDES:** Plant City, Fla.

Enters his 34th season with the Yankees and his fourth as Assistant Medical Coordinator... previously served as Assistant Head Athletic Trainer in player development for 10 seasons... served as an Athletic Trainer for short-season Single-A Oneonta (1990), Single-A Greensboro (1991-92), Double-A Albany-Colonie (1993-94), Double-A Norwich (1995-97, 2001-02), GCL Yankees (1998-2000, 2007-11) and Double-A Trenton (2003-04)... was named PBATS "Athletic Trainer of the Year" in his league three times (1992, '96, 2003)... has served as an Athletic Trainer in three league All-Star games (1992, 1994, 2002)... was also the Athletic Trainer for the Peoria Javelinas in the AFL in 1994 and Tigres de Aragua in the Venezuelan Winter League in 1992 and 1996... served as Head Athletic Trainer for the NBA's Toronto Raptors for two seasons (2004-06).

DAVID COLVIN – REHABILITATION COORDINATOR

BORN: 7/3/88 in Hatfield, Pa. • **RESIDES:** Tampa, Fla.

Enters his 10th season in the Yankees organization and his fourth as the Rehabilitation Coordinator... previously was the Physical Therapist in player development for six seasons (2016-21)... served as the 2015 Training Camp Intern for the Miami Dolphins... was previously a Physical Therapist at Pittsburgh's UPMC Rooney Sports Complex... received his doctor of physical therapy degree from the University of Pittsburgh in 2015... was a Graduate Assistant Athletic Trainer at the University of Tennessee from 2010-12 while earning his M.S. in kinesiology with a concentration in biomechanics... also earned his B.S. in athletic training from Pittsburgh in 2010... is a 2006 graduate from North Penn H.S. in Lansdale, Pa.

KEVIN HOLLABAUGH – MINOR LEAGUE STRENGTH & CONDITIONING COORDINATOR

BORN: 4/12/86 in Cincinnati, Ohio • **RESIDES:** Wesley Chapel, Fla.

Begins his third season in the Yankees organization and second as the Minor League Strength & Conditioning Coordinator... previously held the role of Minor League Strength and Conditioning Coach in 2023... in 2014, he founded ProForce Sports Performance in Cincinnati, Ohio, which is regarded as one of the top training facilities for baseball players in the Midwest... has worked with the University of Cincinnati, where he previously served as the Director of Player Development for the school's baseball team from 2022-23 and has held the role of Adjunct Professor since 2016... prior to founding ProForce Sports Performance in 2014, was a Strength and Conditioning Coach for two different Indianapolis-based hospitals between 2009-12... served as a Graduate Assistant Strength and Conditioning Coach for the University of South Florida in 2009... received his master's in health administration in 2014 and bachelor's in health promotion and education in 2009, while also serving as a Student Athletic Trainer with the school from 2006-08... has also received CSCS (2009) and RSCC (2021) certifications.

MIKE WICKLAND – MANUAL THERAPY & CORRECTIVE EXERCISE COORDINATOR

BORN: 7/24/77 in Bridgeport, W.Va. • **RESIDES:** Tampa, Fla.

Enters his 26th season in the Yankees organization and his fourth as Manual Therapy & Corrective Exercise Coordinator... previously served as Coordinator of Preventative Programs for seven seasons (2015-21)... served as the organization's Medical Coordinator from 2013-14... was the Strength and Conditioning Coordinator for player development from 2008-12... served as the Athletic Trainer at Single-A Tampa (2002-07) and Single-A Greensboro (2000-01)... graduated in 1999 with a bachelor's degree in exercise and sports science from the University of North Carolina at Greensboro, where he was an Athletic Trainer in his four years there.



Yankees Around the Globe

As baseball continues to grow on a global scale, “America’s Pastime” has become infused with talent from every corner of the world, the Yankees are dedicated to making meaningful and lasting footprints throughout the international Baseball community.

The Yankees’ 2024 Opening Day roster (active and injured) featured nine internationally-born players from five different countries outside the U.S. (Cuba, Dominican Republic, México, Nicaragua and Venezuela).

Signing and developing exceptional talent from around the globe has become a trademark of the Yankees organization. Some of the club’s acquisitions include 2019 Hall of Fame inductee and Panamá native Mariano Rivera, five-time All-Star Jorge Posada of Puerto Rico, seven-time All-Star Alfonso Soriano out of the Dominican Republic, two-time All-Star Hideki Matsui from Japan, and 2006 Cy Young Award runner-up Chien-Ming Wang from Taiwan. Japanese pitcher Masahiro Tanaka was a stalwart in the Yankees starting rotation for seven seasons after signing via the posting system in 2014.

The organization also develops top minor league talent from around the world, including four foreign born players since 2016 who have finished in the Top 3 for AL Rookie of the Year, including 2024 winner Luis Gil (D.R.), Gary Sánchez (D.R.), Miguel Andújar (D.R.) and Gleyber Torres (Venezuela). The Yankees have filled their minor league ranks in recent years by signing players from Australia, Brazil, Canada, China, Colombia, Cuba, the Czech Republic, Israel, México, Nicaragua, Panamá, Poland, South Korea, Taiwan and Venezuela. In addition, the Yankees field two Dominican Summer League teams and operate a state-of-the-art Latin Baseball Academy in the Dominican Republic.

The Latin Béisbol Academy

For the vast majority of the Yankees’ Latin American prospects, the Latin Béisbol Academy is the starting point for their professional careers. Located in Boca Chica, Dominican Republic, the academy was constructed from scratch, allowing player development personnel to manage every detail of the project, from the trainer’s room to the clubhouses to the classrooms. The finished product is a four-building, four-field complex with the capacity to house up to 110 players. There is also a small apartment building for coaches and instructors. Officially opening in June 2005 and finally completed in the spring of 2006, the academy has a campus-like feel to it that is not lost on the ballplayers, many of whom are spending time away from their families for the very first time.

Previously, the Yankees had leased a variety of facilities in Latin America for scouting and player development use, but it became apparent that it was necessary to develop their own facility.

As a dedicated investor in Latin American talent, the Yankees make every effort to provide their players with a well-rounded education off the field. The complex is staffed with educators who teach players academic disciplines such as Spanish and English, along with broad-based life skills such as conflict resolution, financial literacy and American customs. Players are also given guidance on how to deal with the heavy travel inherent to a baseball lifestyle. Throughout their time at the academy, the young Yankees hopefuls participate in clinics with local children, reminding them to always be mindful of their community.

The Yankees also arrange for past and present Major League stars, such as Mariano Rivera and Reggie Jackson, to be guest lecturers for the prospects. The players received a special visitor in January 2011 when professional boxing champion Miguel Cotto paid a visit. In January 2020, Yankees Manager Aaron Boone visited the Béisbol Academy.

The players and staff are also active in local community events, hosting annual instructional clinics in the Dominican Republic, Nicaragua and Venezuela. In addition, the Yankees’ Latin complex has hosted R.B.I. (Reviving Baseball in the Inner City) tournament games, joined the Yankees organization in 2007 to donate \$65,000 in food and cash to hurricane-damaged areas in the D.R. and Nicaragua, and adopted an orphanage in La Romana, D.R., supplying it with food, money and clothing. In 2013, the Yankees donated a fire truck and an ambulance—along with firefighting and medical equipment—to the city of Boca Chica.

In July 2010, Dominican Summer League players delivered gifts to ailing children at a local hospital in Santo Domingo. The Latin Béisbol Academy also played host to a fundraiser game in 2010 against the Dominican National Police Department to raise money for local charities throughout the D.R. And in 2011, select Yankees draft picks held a clinic in San Pedro de Macoris for more than 100 kids, handing out shoes, equipment and uniforms to participants.

The Yankees field two DSL teams annually and won back-to-back titles in 2005-06. With the hard work and dedication of the Yankees Player Development staff, the organization looks forward to the future, when these young players will lead the way to a 28th World Championship in the Bronx.



Completed in 2006 and upgraded on numerous occasions, the Yankees’ Latin Béisbol Academy in Boca Chica, D.R., is a best-in-class facility.



Bhutan Baseball Visits New York

In a historic first, the New York Yankees welcomed the Bhutan Baseball & Softball Association (BBSA) to Yankee Stadium on Wednesday, August 21, 2024, as part of a six-day cultural exchange facilitated by the Yankees' High-A affiliate, the Hudson Valley Renegades. The visit included a tour of Yankee Stadium, attendance at Aaron Boone's pregame press conference, watching batting practice from the field, and meeting Yankees players before enjoying the team's game against Cleveland.

Located in the Himalayas, Bhutan is home to nearly 800,000 people and a growing baseball scene, with the BBSA operating leagues for children aged 6-15 and hosting free clinics for players of all skill levels. Yankees Senior Vice President and General Manager Brian Cashman expressed excitement about the visit, noting how the BBSA's enthusiasm for the game reflects baseball's ability to unite cultures and inspire future generations around the globe.



Aaron Judge poses on the field with the BBSA.

Devil of a Time in México

The New York Yankees made their first visit to Mexico City in over 50 years, playing a two-game exhibition series against the Diablos Rojos del México at Alfredo Harp Helú Stadium on March 24 and 25, 2024. The trip marked their return to the Mexican capital, where they last played in 1968. Highlights included Mariano Rivera throwing a ceremonial first pitch and Robinson Canó homering for the Diablos. Despite losing both games, the Yankees praised the vibrant atmosphere, with players like Giancarlo Stanton and Jose Trevino likening it to a postseason environment.

The visit showcased the Yankees' commitment to growing baseball globally, blending veteran experience with young talent. Organized with the help of Omar Minaya, Senior Advisor to Baseball Operations, the trip also celebrated cultural connections, with players embracing traditions like lucha libre masks. Manager Aaron Boone emphasized the importance of bringing the Yankees' pinstripes to México, highlighting how events like these strengthen bonds across borders and inspire the next generation of players and fans.



Giancarlo Stanton chats with Diablos Manager Lorenzo Bundy.

Yankees Sweep London

In June 2019, the Yankees played a two-game series against the rival Boston Red Sox at London Stadium, the first-ever Major League games played in Europe. While there, the Yankees continued to do their part to grow the game globally through numerous community initiatives.

The day before the London Series opened, the Yankees hosted a baseball clinic at Finsbury Park for approximately 100 youth in the London community, in conjunction with the London Meteorites Baseball and Softball Club. Manager Aaron Boone, as well as former Yankees Carlos Beltrán, Reggie Jackson, Hideki Matsui, Andy Pettitte, Mariano Rivera, Alex Rodriguez and Nick Swisher, served as clinic coaches before a BBQ reception. At the close of the event, the Yankees presented the London Meteorites with a legacy gift that included baseball and softball equipment (bats, baseballs, helmets, gloves, catcher's gear, etc.).



Andy Pettitte demonstrates his technique in London.

Yankees Travel to Panamá

In conjunction with MLB and the Major League Baseball Players Association, the Yankees traveled to Panamá prior to the 2014 season for the "Legend Series," a set of two exhibition games against the Miami Marlins at Panamá City's Rod Carew Stadium. The trip served as a tribute to the career of former Yankees reliever and Panamá native Mariano Rivera, who had capped off his Hall of Fame career by retiring as MLB's all-time saves leader at the conclusion of the 2013 season.

Rivera played host for the weekend, which featured a number of charitable events away from the field. Chief among them was a gala benefitting the Mariano Rivera Foundation, the proceeds of which supported the Children's Hospital in Panamá City, the largest pediatric hospital in the country. Yankees players also visited the hospital, bringing with them a large donation of toys and spending time with the children.

Rivera also took a Yankees contingent – including General Partner/Vice Chairperson Jennifer Steinbrenner Swindal, President Randy Levine, COO Lonny Trost, Manager Joe Girardi, hitting coach Kevin Long, bench coach Tony Peña, spring training instructor Willie Randolph, outfielder Brett Gardner and reliever David Robertson – on a behind-the-scenes tour of the Panamá Canal. The visit marked the first appearance by MLB in the Central American country since 1947, when the Yankees faced the Brooklyn Dodgers in several exhibition games on a trip which included stops in Cuba, Puerto Rico and Venezuela.



The Yankees' brand transcends international borders as fans show their pride in Panamá.

Yankees Championship Trophy Tour of the Dominican Republic, Japan and China

Following their 2009 championship season, the Yankees embarked on a world tour with their 2009 World Series Trophy, traveling to the Dominican Republic and Asia.

A Yankees contingent took the championship trophy to the Dominican Republic for a three-day tour from Jan. 7-9, 2010. The D.R. leg of the trophy tour included stops at the National Palace for a ceremony with President Dr. Leonel Fernández, who was joined by bench coach Tony Peña, and players Robinson Canó, Damaso Marte, Francisco Cervelli and Edwar Ramírez as well as by several Yankees minor leaguers. The next day, the Yankees visited the U.S. Embassy and the National Police Headquarters. That evening, the Yankees displayed the trophy for fans at the Dominican Winter League playoff game between los Tigres del Licey and los Leones del Escogido at Estadio Quisqueya Juan Marichal in Santo Domingo. On their final day in the D.R., the Yankees placed the trophy on display for residents of the town of Casa de Campo.

Three weeks later, a Yankees delegation consisting of team President Randy Levine, Senior Vice President and General Manager Brian Cashman, Vice President and Assistant General Manager Jean Afterman and Senior Vice President of Corporate Sales and Sponsorships Michael Tusiani took the trophy on a six-day tour to Tokyo, Beijing and Hong Kong from Jan. 31 through Feb. 5, 2010.

The contingent was met by fans and media at Tokyo's Narita Airport, marking this first-ever occasion of a Yankees World Series Trophy being brought to Asia. The next day, another historic moment took place at the MLB Café in Tokyo as the trophy was displayed alongside the Yomiuri Giants' 2009 Japan Series championship trophy.

From there, the trophy traveled to China, where fans in Beijing and Hong Kong had their first opportunity to gaze at Major League Baseball's grandest prize. The trophy tour in China was organized by QSL Sports, which has been active in the promotion of Baseball in the People's Republic of China and operates the China Youth Baseball League together with the Chinese Baseball Association. The events in China were hosted by QSL Sports, New World Department Stores (one of the largest owners and operators of department stores in China), and K11, the "World's First Art Mall," which integrates elements of art, culture and nature, while elevating the shopping experience.

On Feb. 3, 2010, Yankees officials met with the CBA in Beijing to further the cooperation agreement between the two entities, after which the groups held a joint press conference at the Kunlun Hotel. Later that evening, the championship trophy made its first public appearance in China at the New World Department Store, which included traditional Chinese performances and ceremonies. Joining the Yankees delegation were CBA officials, New World representatives and the Beijing Yankees youth baseball team, which is part of MLB's "Play Ball" youth baseball program in China.

Hong Kong marked the final stop on the Asian tour, with a Feb. 5, 2010, event at the Hyatt Regency hotel adjacent to the recently-opened K11 Mall. The next morning, the trophy was introduced to players and fans during the opening ceremony for the 2010 Phoenix Cup, Hong Kong's International Women's Baseball Tournament.

The Yankees thank their partner Delta Air Lines for ensuring the safe transportation of the World Series trophy and appreciate the efforts of Sportscorp China, led by president Marc Ganis.



The Yankees' 2009 World Series trophy visited the MLB Café in Tokyo, where it was displayed alongside the Yomiuri Giants' 2009 Championship trophy.



Chinese youth were on hand with the trophy during a press event with the Chinese Baseball Association.



The 2012 Little League World Series championship team from Japan visited Yankee Stadium as the Yankees' guests on Aug. 28, 2012, after capturing the country's second LLWS title in three years and eighth overall. They are pictured above with Yankees outfielder Ichiro Suzuki.



Mariano Rivera poses with Uganda's Little League World Series team on Aug. 29 2012, shortly after they became the first African team to participate in the LLWS. The team also received a clubhouse tour from Manager Joe Girardi and participated in "roll call" with the Bleacher Creatures.

Yankees Teach in Taiwan

In January 2009, the Yankees joined the Chinese Taipei Baseball Association under the auspices of Major League Baseball in holding a clinic for high school pitchers, catchers and coaches at the National Taiwan Sport University's Taoyuan Campus in Taipei, Taiwan. It marked the Yankees' first-ever large-scale outreach in Taiwan and represented the club's initiative in cultivating baseball talent and increasing brand recognition in Asia and the greater international community. The five-day clinic focused on pitching and catching fundamentals and philosophy.

Yankees and Chinese Baseball Association Reach Memorandum of Understanding

The New York Yankees and the Chinese Baseball Association (CBA) held a press conference in Beijing, China, on Jan. 29, 2007, to announce a Memorandum of Understanding that for the first time formalized a strategic alliance between a Major League Baseball club and the CBA. During the Yankees' 2009 World Series trophy tour, club officials met with the CBA in Beijing to further the cooperation agreement between the two entities.

The agreement, subject to Major League Baseball's rules, regulations and agreements pertaining to the People's Republic of China, states that the Yankees will provide the CBA with guidance in training baseball players, including sending coaches, player development staff, scouting and training personnel to China to assist the CBA. The partnership also allows the CBA to send staff to the Yankees' facilities in the United States in furtherance of those goals.

During their 2007 trip, the Yankees were represented in Beijing by team President Randy Levine, Senior Vice President and General Manager Brian Cashman, Vice President and Assistant General Manager Jean Afterman, and Vice President of Corporate Sales and Sponsorship Michael Tusiani. Beijing Womei Advertising Company Limited and SportsCorp China, headed by President and Managing Director Marc Ganis and Managing Director Kenneth Huang, coordinated the meetings and were instrumental in the Yankees' involvement in China.

The CBA was represented by Chairman Hu Jianguo, Secretary General Shen Wei and Deputy Secretary General Tian Yuan.

On June 16, 2007, the Yankees announced the signings of catcher Zhenwang Zhang and left-handed pitcher Kai Liu to minor league contracts, marking the first-ever acquisition by a Major League organization of Chinese baseball players. Both players were members of the Chinese National team that competed in the 2008 Olympics in Beijing.

Partners in Japan

During the 2002 season, the Yankees entered into a working agreement with the Yomiuri Giants, winners of 22 Japan Series Championships. Pursuant to the agreement, the teams consented to share baseball information, ideas and strategies. Also in 2002, the Yankees pursued and signed three-time Central League MVP Hideki Matsui. A nine-time Japanese League All-Star and three-time home run champion, Matsui became the first bona fide power hitter to make the transition from Japan to the Major Leagues.

In 2004, the Yankees traveled to Tokyo to open the regular season against the Tampa Bay Devil Rays. The historic trip marked the 70th anniversary of Babe Ruth and Lou Gehrig's 1934 All-Star tour of Japan. It also recognized the anniversary of the founding of the Yomiuri Giants franchise, Japan's oldest professional baseball team. The two-game series was just the second-ever Major League season opener to take place in Japan. At the time, the two games were the highest-rated televised Major League games in Japan's history.



Yankees Team President Randy Levine and GM Brian Cashman established a working agreement with the Chinese Baseball Association on Jan. 29, 2007.



Photo at L: MLB commissioner Bud Selig [C], Hideki Matsui [R] and Yomiuri Giants owner Tsuneo Watanabe break the lid of a sake barrel during a welcome reception at a Tokyo hotel on Mar. 27, 2004; Photo at C: Matsui holds aloft his MVP trophy for the two-game series; Photo at R: Derek Jeter and Matsui pose with Japanese Little Leaguers during a workout day at the Tokyo Dome.

2024 Minor League Organizational Summary

AAA	Scranton/Wilkes-Barre RailRiders	Triple-A INT East	89-60 (.597)
AA	Somerset Patriots	Double-A EAS Northeast	75-62 (.547)
A+	Hudson Valley Renegades	High-A SAL North	73-58 (.557)
A	Tampa Tarpons	Single-A FSL West	54-74 (.422)
R	FCL Yankees	Florida Complex League	35-22 (.614)
R	DSL Yankees	Dominican Summer League	17-37 (.315)
R	DSL Bombers	Dominican Summer League	30-25 (.545)

2024 SEASON RECAP

The Yankees' seven minor league affiliates combined to go 373-338 (.525) in 2024...**Scranton/Wilkes-Barre** finished first in the Triple-A International League East division with an 89-60 (.597) record...marked the second-most wins in a single season in team history, trailing their 91 wins in 2002 and 2016...with a 46-29 (.613) second-half mark, the RailRiders finished second in the I.L., falling 2.5G short of a spot in the Championship Series...ranked sixth among all Triple-A teams in runs scored (854) and OBP (.358)...RailRiders pitchers ranked second among Triple-A clubs in saves (43), third in WHIP (1.38) and fourth in opp. BA (.243)...**Somerset** clinched a postseason berth after posting a 75-62 (.547) record...concluded the second half with a league-best 43-25 (.632) mark, their best second-half record since joining the Eastern League in 2021...advanced to the Championship Series vs. the Erie SeaWolves, only to fall short 2-0 in a three-game series...Patriots hitters ranked second among all Double-A teams in home runs (148) and ranked third in SLG (.404) and OPS (.732)...Patriots pitchers ranked second among E.L. teams in WHIP (1.24) and third in opp. BA (.225)...**Hudson Valley** finished third in the High-A South Atlantic League North division with a 73-58 (.557) record, their best regular season record in franchise history...finished with a 47-19 (.712) record at home, the best home record in the minors in 2024, and tied for 14th-best in MiLB since the 2005...among High-A clubs, ranked first in walks (599), fifth in OPS (.718), sixth in OBP (.339) and eighth in SLG (.379)...Renegades pitchers ranked first among all High-A teams in ERA (3.25), WHIP (1.18) and opp. BA (.206), and allowed the fewest hits (835)...reached the postseason, defeating Greensboro, 2-1, in the North Division Series before falling to Bowling Green, 2-1, in the Championship Series...**Tampa** finished fifth in the Single-A Florida State League West Division with a 54-74 (.422) record...ranked among FSL teams in steals (first, 242), BA (second, .239), hits (second, 982) and walks (third, 565)...the **FCL Yankees** posted the second-best record in the Florida Complex League for the fourth straight season (35-22, .614), clinching the North Division...lost in the FCL Semifinals...led the league in BA (.294), hits (511), doubles (101), HR (47), RBI (305), OBP (.407), SLG (.452) and OPS (.859)...FCL Yankees pitchers ranked fifth in the FCL in opp. BA (.234)...the **DSL Yankees** (17-37) and **DSL Bombers** (30-25) combined to post a 47-62 (.431) record.

PROSPECT WATCH

OF Spencer Jones batted .259/.336/.452 (125-for-482) with 73R, 30 doubles, 6 triples, 17HR, 78RBI, 54BB and 255B in 122G with Double-A Somerset...ranked among Yankees farmhands in RBI (first), total bases (218, first), XBH (53, first), hits (second), triples (tied for second), doubles (tied for third), runs (fourth) and homers (sixth)...**INF George Lombard Jr.** combined to hit .231 (98-for-425) with 56R, 25 doubles, 2 triples, 5HR, 45RBI, 61BB and 395B with Single-A Tampa and High-A Hudson Valley...led all Yankees farmhands in steals, tied for eighth in doubles, and was ninth in hits and walks...**INF Roderick Arias**, spent the entire season with Single-A Tampa, hitting .233 (110-for-473) with 78R, 21 doubles, 8 triples, 13HR, 74RBI, 68BB and 375B in 124G...ranked among Yankees minor leaguers in triples (first), runs (first), stolen bases (second), RBI (second), walks (third), total bases (186, fourth), hits (fifth) and XBH (42, tied for sixth)...also led the FSL in hits, triples, runs scored, and total bases, and was tied for the lead in extra-base hits...**C Rafael Flores** batted .279/.379/.495 (121-for-434) with 67R, 31 doubles, 21HR, 68RBI, 66BB and 85B in 122 combined games with High-A Hudson Valley and Double-A Somerset...ranked among Yankees farmhands in home runs (second), doubles (second), XBH (52, second), total bases (215, second), hits (third) and walks (tied for fourth)...following the season, was tabbed by *Baseball America* as the Yankees' 2024 "Minor League Player of the Year".

2024 ORGANIZATIONAL LEADERS

Batting Average

Abrahan Ramirez	...FCL	348
Brian Sanchez	...FCL	306
Juan Matheus	...FCL/TAM	303
Engelth Urena	...FCL	301
Benjamin Cowles	...SOM	294

Home Runs

Ben Rice	...SOM/SWB	24
Rafael Flores	...HV/SOM	21
Agustin Ramirez	...SOM/SWB	20
Jose Rojas	...SWB	18
Taylor Trammell	...SWB	18

RBI

Spencer Jones	...SOM	78
Roderick Arias	...TAM	74
T.J. Ruffield	...SOM/SWB	73
Agustin Ramirez	...SOM/SWB	69
Rafael Flores	...HV/SOM	68

Stolen Bases

George Lombard Jr.	...TAM/HV	39
Roderick Arias	...TAM	37
Brandon Lockridge	...SWB	34
Coby Morales	...TAM/HV	34
Caleb Durbin	...TAM/SOM/SWB	31

Earned Run Average

Franyer Herrera	...DSL NYYB	2.01
Sabier Marte	...FCL	2.76
Mariano Salomon	...DSL NYYB	2.80
Zach Messinger	...SOM	3.06
Cam Schlitter	...HV/SOM/SWB	3.36

Wins

Trystan Vrieling	...SOM	13
Baron Stuart	...HV/SWB	9
Scott Effross	...TAM/SWB	8
Cam Schlitter	...HV/SOM/SWB	8
Eight tied at		7

Strikeouts

Cam Schlitter	...HV/SOM/SWB	154
Bailey Dees	...SOM	145
Ben Shields	...HV/SOM/SWB	137
Zach Messinger	...SOM	136
Will Warren	...SWB	136

Saves

José Ledesma	...DSL NYYB	8
Ron Marinaccio	...SWB	8
Anthony Misiewicz	...SWB	8
Kevin Stevens	...SOM	7
Two tied at		6



New York Yankees 2024 First-Year Player Draft

RD (PICK)	PLAYER	POS	SCHOOL (STATE)	B/T	HT/WT	DOB
1 (#26)	Ben Hess	RHP	University of Alabama	R/R	6'4"/255	9/3/02
2 (#53)	Bryce Cunningham	RHP	Vanderbilt University (Tenn.)	R/R	6'4"/235	12/20/02
3 (#89)	Thatcher Hurd	RHP	Louisiana State University	R/R	6'4"/230	12/9/02
4 (#119)	Gage Ziehl	RHP	University of Miami (Fla.)	R/R	6'0"/220	5/15/03
5 (#152)	Greysen Carter	RHP	Vanderbilt University (Tenn.)	S/R	6'5"/250	12/15/02
6 (#181)	Griffin Herring	LHP	Louisiana State University	R/L	6'2"/200	5/7/03
7 (#211)	Wyatt Parliament	RHP	Virginia Tech	R/R	6'4"/215	1/29/04
8 (#241)	Tyler Wilson	OF	Grand Canyon University (Ariz.)	S/R	6'2"/220	7/10/02
9 (#271)	Tanner Bauman	LHP	Auburn University (Ala.)	L/L	6'5"/240	5/7/02
10 (#301)	Joe Delossantos	OF	William & Mary (Va.)	R/R	5'10"/215	6/26/01
11 (#331)	Mack Estrada	RHP	Northwest Florida State College	R/R	6'3"/208	9/12/04
12 (#361)	Brendan Jones	OF	Kansas State University	L/L	5'10"/175	4/24/02
13 (#391)	Dillon Lewis	OF	Queens University of Charlotte (N.C.)	R/R	6'3"/220	6/12/03
14 (#421)	Austin Green	INF	Texas Tech University	S/R	5'11"/205	5/20/02
15 (#451)	Marshall Toole	OF	Wofford College (S.C.)	L/R	5'11"/195	3/17/03
16 (#481)	Xavier Rivas	LHP	University of Mississippi	L/L	6'3"/245	7/11/02
17 (#511)	JoJo Jackson	OF	Georgia State University	S/L	6'3"/217	10/6/02
18 (#541)	Gus Hughes	RHP	High Point University (N.C.)	R/R	5'11"/205	5/1/02
19 (#571)	Brandon Decker	RHP	Oakland University (Mich.)	R/R	6'3"/200	7/10/02
20 (#601)	Cole Royer	RHP	Pierce County H.S. (Ga.)	R/R	6'6"/190	7/23/05

2024 Draft Recap

The Yankees signed 19 of their 20 picks from the 2024 First-Year Player Draft, selecting 13 pitchers (RHP - 10, LHP - 3) and seven position players (INF - 1, OF - 6) with all 19 signed draftees being college players...**OF Joe Delossantos** (10th Round/Pick #301) hit .286 (20-for-70) with 13R, 6 doubles, 8RBI, 14BB, 2HP and 10SB in 21 games with Single-A Tampa...**OF Brendan Jones** (12th Round/Pick #361) hit .267/.471/.453 (20-for-75) with 16R, 5 doubles, 3HR, 19RBI, 29BB and 18SB in 24 combined games with Single-A Tampa (9G) and High-A Hudson Valley (15G)...**OF Dillon Lewis** (13th Round/Pick #391) batted .250 (13-for-52) with 10R, 4 doubles, 1HR, 6RBI, 4BB and 3SB in 14 games with Single-A Tampa...**OF Marshall Toole** (15th Round/Pick #451) hit .255 (13-for-51) with 6R, 2 doubles, 1HR, 9RBI, 15BB, 3HP and 8SB in 17 games with Single-A Tampa.

2024 Minor League Award Winners, All-Stars & Players of the Month/Week

MINOR LEAGUE AWARDS

Baseball America's Yankees Minor League Player of the Year

- C Rafael Flores

TRIPLE-A SCRANTON/WB

Player/Pitcher of the Week

- RHP Clayton Beeter (4/8-14)
- LHP Edgar Barclay (7/29-8/4)
- C J.C. Escarra (9/2-8)

DOUBLE-A SOMERSET

Eastern League All-Star

- C Agustín Ramírez
- OF Spencer Jones

Player/Pitcher of the Month

- INF Benjamin Cowles (April)
- RHP Trystan Vrieling (April)

Player/Pitcher of the Week

- RHP Trystan Vrieling (4/15-21)
- OF Spencer Jones (6/24-30)
- OF Elijah Dunham (7/1-7/7)
- OF Elijah Dunham (7/8-14)
- OF Spencer Jones (7/29-8/4)
- OF Spencer Jones (8/26-9/1)
- OF Elijah Dunham (9/9-15)

HIGH-A HUDSON VALLEY

South Atlantic League All-Star

- RHP Cam Schlittler
- RHP Trent Sellers

Player/Pitcher of the Year

- RHP Cam Schlittler

Player/Pitcher of the Month

- LHP Ben Shields (June)
- RHP Trent Sellers (July)

Player/Pitcher of the Week

- OF Garrett Martin (8/19-25)

SINGLE-A TAMPA

Florida State League All-Star

- OF Jackson Castillo

Player/Pitcher of the Month

- RHP Cade Smith (July)

Player/Pitcher of the Week

- INF Dylan Jasso (4/29-5/5)

FCL YANKEES

FCL All-Star

- C Engelth Ureña (as 1B)
- INF Abrahan Ramírez
- OF Brian Sánchez

YANKEES 2025 TOP PROSPECTS

Baseball America

1. OF Jasson Domínguez
2. INF George Lombard Jr.
3. INF Roderick Arias
4. RHP Ben Hess
5. RHP Bryce Cunningham
6. OF Spencer Jones
7. RHP Chase Hampton
8. RHP Will Warren
9. LHP Henry Lalane
10. C Rafael Flores

MLB Pipeline*

1. OF Jasson Domínguez
2. OF Spencer Jones
3. INF George Lombard Jr.
4. INF Roderick Arias
5. RHP Will Warren
6. RHP Chase Hampton
7. LHP Brock Selvidge
8. RHP Ben Hess
9. RHP Bryce Cunningham
10. OF Everson Pereira

*2024 Year End Rankings

FCL YANKEES-continued

Player/Pitcher of the Month

- C Engelth Ureña (July)

Player/Pitcher of the Week

- RHP Omar González (7/1-7)
- C Engelth Ureña (7/1-7)
- C Engelth Ureña (7/8-14)

DSL YANKEES

DSL All-Star

- LHP Franyer Herrera





Scranton/Wilkes-Barre RailRiders (AAA)

AFFILIATE SINCE 2007 • INTERNATIONAL LEAGUE

2024 RECORD: 89-60, 1st in East Division

PNC Field • 235 Montage Mountain Road, Moosic, PA 18507
(570) 969-2255 • swbrailriders.com

General Manager Katie Beekman
Clubhouse Manager Jim Billington
Video Assistant Danny Althoff
Advance Scouting Analyst Steven DiMaria



SHELLEY DUNCAN – MANAGER

COACHING CAREER: Enters his third season as RailRiders Manager...prior to joining the Yankees, spent the previous two seasons as the White Sox Major League Analytics Coordinator (2021-22)...served as the Toronto Blue Jays Major League Field Coordinator (2019)...managed Double-A Jackson (2018), Single-A Visalia (2017) and short-season Single-A Hillsboro (2015-16) in the Diamondbacks system...led Double-A Jackson to the Southern League championship in 2018 and short-season Single-A Hillsboro to a Northwest League title in 2015...was an Undergraduate Assistant for the University of Arizona baseball team (2014-15)...**PLAYING**

CAREER: Was selected by the Yankees in the second round of the 2001 First-Year Player Draft out of the University of Arizona...played seven seasons in the Major Leagues with the Yankees (2007-09), Cleveland (2010-12), and Tampa Bay (2013)...played in 330 games and hit .226 (200-for-885) with 42 doubles, 43HR and 144RBI...was named International League MVP in 2009 after hitting .277 (125-for-452) with 85R, 30 doubles, 30HR, 99RBI over 123 games with Scranton/Wilkes-Barre...**PERSONAL:** Attended the University of Arizona (1998-2001) and was a member of the 2018 Sports Hall of Fame class...he set school records for career home runs (55) and single-season homers (24 in 2001)...was named First-Team All-American in 2001...his father, Dave, worked as a Major League Pitching Coach for 32 seasons...his late brother, Chris, played for the St. Louis Cardinals (2005-09).

SCRANTON/WILKES-BARRE STAFF

GIL VELAZQUEZ BENCH COACH
GERARDO CASADIEGO PITCHING COACH
MIKE MERGENTHALER HITTING COACH
ZAK WASSERMAN DEFENSIVE COACH

SPENCER MEDICK BULLPEN COACH
BRANDON RODRÍGUEZ ATHLETIC TRAINER
NORI SUBERO ASST. ATHLETIC TRAINER
DANNY SMITH STRENGTH AND CONDITIONING COACH



Somerset Patriots (AA)

AFFILIATE SINCE 2021 • EASTERN LEAGUE

2024 RECORD: 75-62, 3rd in Northeast Division (Lost in EL Championship)

TD Bank Ballpark • One Patriots Park, Bridgewater, NJ 08807
(908) 252-0700 • somersetpatriots.com

President/General Manager Patrick McVerry
Clubhouse Manager Corey Saccone
Video Assistant Carlos Céspedes
Advance Scouting Analyst Matt Wells



RAÚL DOMÍNGUEZ – MANAGER

COACHING CAREER: Enters his 19th season in the Yankees organization and his third as Manager of the Somerset Patriots...led the club to the Eastern League Championship Series, falling to Erie, 2-0...previously served two seasons as a Scranton/Wilkes-Barre Defensive Coach (2021-22)...had been assigned to the same post for 2020 before the minor league season was canceled due to COVID-19...spent two seasons as Double-A Trenton's Defensive Coach (2018-19)...served in the same role for Tampa in 2017...was also Manager for the GCL Yankees East (2016), DSL Yankees 1 (2011-15) and DSL Yankees 2 (2009-10)...reached the DSL semifinals in 2015...finished at least 10 games over .500 in four consecutive seasons from 2012-15...began

his coaching career in 2008 with the DSL Yankees 2 after spending 2007 as the Yankees' Tryout Scout in the Dominican Republic...**PLAYING CAREER:** Signed by the Yankees as a non-drafted free agent in 2001...played four minor league seasons as an outfielder with the DSL and GCL Yankees.

SOMERSET STAFF

PETER LARSON PITCHING COACH
MIKE FRANSOSO HITTING COACH
UZIEL VILORIA DEFENSIVE COACH
DEREK WOODLEY DEFENSIVE COACH

JORDAN GOSZTOLA ATHLETIC TRAINER
RUBY OLEA ASST. ATHLETIC TRAINER
ISIAH McDONALD STRENGTH AND CONDITIONING COACH





Hudson Valley Renegades (High-A)

AFFILIATE SINCE 2021 • SOUTH ATLANTIC LEAGUE

2024 RECORD: 73-58, 3rd in North Division (Lost in SAL Championship)

Heritage Financial Park • 1500 Route 9D, Wappingers Falls, NY 12590

(845) 838-0094 • hvrenegades.com

General Manager Tom Denlinger
Clubhouse Manager Ryan Shute
Video Assistant Dominic Cox
Advance Scouting Analyst Devin Clementi



JAMES COOPER – MANAGER

COACHING CAREER: Enters his fourth season in the Yankees organization and his first as Manager of the Hudson Valley Renegades...in 2024, he served as the Manager of the Tampa Tarpons...in 2023, he served as the Manager of the FCL Yankees, finishing with a 33-22 record...was named FCL "Manager of the Year"...following the 2023 season, served as Manager of the Mesa Solar Sox in the Arizona Fall League...made his professional coaching debut with the FCL Yankees as a Defensive Coach in 2022...previously served as the Head Baseball Coach at Grambling State University (La.) for 12 seasons (2010-21), where he was named Southwestern Athletic Conference "Baseball Coach of the Year" in 2010 and 2017...led the Tigers to a SWAC championship in his first season as Head

Coach in 2010...also served as an Assistant Coach at USA Baseball's National Team Development Program in Cary, N.C., from 2018-21, coaching both the 16U and 18U teams...**PLAYING CAREER:** Was selected in the 33rd round of the 2004 First-Year Player Draft by the Houston Astros...in 103 games over two minor league seasons in the Astros organization (2004-05), batted .249 (79-for-317) with 3HR and 43RBI...also played one season with the Sussex Skyhawks of the Canadian American Association of Professional Baseball in 2006...**PERSONAL:** Attended Grambling State, where he earned his bachelor's degree in marketing (2004) and his master's degree in sports administration (2008)...as a player at GSU, was twice named Second-Team All-SWAC and earned First-Team All-SWAC honors as a senior.

HUDSON VALLEY STAFF

DEMETRE KOKORIS PITCHING COACH
TOM DeANGELIS HITTING COACH
CALEB HAMILTON DEFENSIVE COACH

TEURIS OLIVARES DEFENSIVE COACH
ADARIC KELLY ATHLETIC TRAINER
DYLAN LIDGE STRENGTH AND CONDITIONING COACH



Tampa Tarpons (Single-A)

AFFILIATE SINCE 1994 • FLORIDA STATE LEAGUE

2024 RECORD: 54-74, 5th in West Division

George M. Steinbrenner Field • One Steinbrenner Dr., Tampa, FL 33614

(813) 673-3055 • tarponsbaseball.com

Vice President, Business Operations C. Vance Smith
Clubhouse Manager Michael Pascento
Video Assistant Chris Nyden
Advance Scouting Analyst Luke Statler



AARON BOSSI – MANAGER

COACHING CAREER: Enters his ninth season in the Yankees organization and his first as Manager of the Tampa Tarpons...previously served as the Defensive and Baserunning Coach for Double-A Somerset from 2022-24...made his professional coaching debut in 2021, serving as Defensive Coach for High-A Hudson Valley...had been expected to serve as the Defensive Coach for Triple-A Scranton/Wilkes-Barre in 2020 before the season was canceled due to the COVID-19 pandemic...spent three years (2017-19) assisting rehabbing players at the minor league complex...**PLAYING CAREER:** The catcher/infielder was signed by the Yankees as a non-drafted free agent on 6/24/16 and played one season with the GCL Yankees East, hitting .333 (19-for-57) in 22 games in 2016...

PERSONAL: Played four seasons (2013-16) at Marshall University (W. Va.), where he was named to the ABCA Mid-east All-Region First Team as a senior...earned his B.S. at Marshall and a master's degree in business administration from Columbia (Mo.) College...graduated in 2012 from St. John Vianney H.S. (Mo.).

TAMPA STAFF

RYAN MOSSMAN PITCHING COACH
EDWIN BEARD HITTING COACH
JOSCIEL VERAS DEFENSIVE COACH

MAEGAN MANROW ATHLETIC TRAINER
ESTEBAN MORALES STRENGTH AND CONDITIONING COACH





FCL Yankees (Rookie)

AFFILIATE SINCE 2021 • FLORIDA COMPLEX LEAGUE
2024 RECORD: 35-22, 1st in North Division (Lost FCL Semifinal)

Yankees Player Development Complex • 3102 N. Himes Ave, Tampa, FL 33607
(813) 875-7569

Clubhouse Managers.....Mike DeCicco, Chris Skillman
Video Assistants Isaac Buttke, Sullivan Lyons



ADRIAN DINKEL – MANAGER

COACHING CAREER: Enters his first season in the Yankees organization and his first as Manager of the FCL Yankees...with over 20 seasons of collegiate coaching experience, helped build four programs into national contenders...over his last 13 seasons as a Head Coach at Southeastern University (2017-24) and Sterling College (2012-16), compiled a 640-137 (.824) record... previously served as the Head Coach at Southeastern University for eight seasons (2017-24), where he led the Fire to two national championships and six appearances at the Avista NAIA World Series...during his tenure at Southeastern, guided the Fire to five Sun Conference Regular Season and Tournament titles (including four straight from 2021-24), and a program-record 59 wins in 2018...served as Head Coach at Sterling College (2012-16), compiling a 232-77 record over five seasons and leading the team to five NAIA tournament appearances and two NAIA World Series bids...also served as Head Assistant/Recruiting Coordinator at Clarendon Junior College (2008-10)...began his coaching career as Associate Head Coach/Pitching/Recruiting Coordinator at Bethany College (2005-08), leading the Swedes to three KCAC conference championships...**PERSONAL:** Earned a bachelor's degree in health and physical education from Bethany College and a master's degree in sports administration and leadership from East Central University.

FCL STAFF

STEVEN KLIMEK PITCHING COACH
ALEXANDER ROSARIO PITCHING COACH
SCOTT NESTOR HITTING COACH
BEN SOMORJAI HITTING COACH
SANTIAGO NESSY DEFENSIVE COACH

ANTONIO PACHECO DEFENSIVE COACH
MANNY PEÑA ATHLETIC TRAINER
KALI RHODES ATHLETIC TRAINER
TRADER FLORA STRENGTH & CONDITIONING COACH
ALEX ZAVALA STRENGTH & CONDITIONING COACH

MLB All-Star Futures Game History

Major League Baseball, in conjunction with the 30 Major League Clubs, MLB.com and *Baseball America*, select the rosters for the annual All-Star Futures Game. Players from all full-season minor leagues are eligible to participate. Four members (five times) of the Yankees' 40-man roster as of 2/3/25 (**bolded below**) were named to at least one Futures Game roster while in the Yankees' minor league system.

YEAR	PLAYER, POS. (TEAM)	YEAR	PLAYER, POS. (TEAM)
2024.....	OF Spencer Jones (AL)	2012.....	OF Tyler Austin (U.S.)
	LHP Brock Selvidge (AL)	2011.....	C Austin Romine (U.S.)
2023.....	RHP Clayton Beeter (AL)	2010.....	C Austin Romine (U.S.)
	OF Spencer Jones (AL)		RHP Hector Noesi (World)
2022.....	OF Jasson Dominguez (AL)	2009.....	LHP Manny Báñuelos (World)
	INF Anthony Volpe (AL)	2008.....	C Jesus Montero (World)
	LHP Ken Waldichuk (AL)		INF Ramiro Peña (World)
2021.....	OF Jasson Dominguez (AL)	2007.....	RHP Joba Chamberlain (U.S.)
2020.....	N/A (COVID-19 Pandemic)	2006.....	RHP Phil Hughes (U.S.)
2019.....	RHP Deivi García (AL)		OF José Tabata (World)
2018....	RHP Domingo Acevedo (World)	2005.....	OF Melky Cabrera (World)
	OF Estevan Florial (World)	2004.....	INF Robinson Canó (World)
2017....	RHP Domingo Acevedo (World)		C Dioner Navarro (World)
	OF Estevan Florial (World)	2003.....	INF Robinson Canó (World)
2016.....	INF Jorge Mateo (World)		RHP Chien-Ming Wang (World)
	C Gary Sánchez (World)	2002.....	INF Drew Henson (U.S.)
2015.....	OF Aaron Judge (U.S.)	2001.....	INF Nick Johnson (U.S.)
	C Gary Sánchez (World)		OF Juan Rivera (World)
2014.....	RHP Luis Severino (World)	2000.....	INF Drew Henson (U.S.)
	INF Peter O'Brien (U.S.)		OF Jackson Melian (World)
2013.....	RHP Rafael De Paula (World)	1999.....	INF Nick Johnson (U.S.)
			INF Alfonso Soriano-MVP (World)



DSL Yankees/International Player Development

The Latin Béisbol Academy • One Yankee Way • Boca Chica, Dominican Republic

JOEL LITHGOW – EXECUTIVE DIRECTOR, LATIN BASEBALL ACADEMY

BORN: 12/4/78 in Santo Domingo, D.R. • **RESIDES:** Santo Domingo, D.R.

Enters his second season as Executive Director of the Latin Baseball Academy and his 15th in the Yankees organization...previously was the Director of the Latin Baseball Academy for 13 seasons (2011-23)...as Executive Director, supervises the Yankees' entire Dominican baseball development program...responsibilities include overseeing scouting, player signings and ensuring proper maintenance of all baseball-related facilities...also aids in coordinating community events, such as skill-building baseball clinics...**PERSONAL:** Prior to joining the Yankees organization, worked as an attorney in the Department of Investigations for Major League Baseball in the Dominican Republic...is a graduate of the Pontificia Universidad Católica Madre y Maestra in the D.R.

DONNY ROWLAND – DIRECTOR OF INTERNATIONAL SCOUTING

BORN: 12/16/62 in Grosse Pointe, Mich. • **RESIDES:** Tampa, Fla.

Enters his 15th season as the Yankees' Director of International Scouting, his 18th season since rejoining the organization, and his 23rd season overall with the Yankees (1995-99, 2007-present)...returned to the Yankees in 2007 as a National Crosschecker, a role he held for three seasons (2007-09) before being named to his current position in 2010...also served as a National Scout and Pro Crosschecker with the Yankees for five seasons (1995-99)...worked in the Tigers organization for six years as a Minor League Instructor (1989), Area Scout (1990) and East Coast Supervisor (1991-94)...was the Director of Scouting with the Angels for five seasons (1999-2003) and Senior Director, Player Personnel with the Royals for three years (2004-06)...**PLAYING CAREER:** Hit .263 in 371 minor league games over five seasons in the Tigers system (1985-89) after being selected by Detroit in the eighth round of the 1985 First-Year Player Draft...**PERSONAL:** In four seasons (1982-85) as an infielder at the University of Miami (Fla.), won two national championships with the Hurricanes (1982, '85)...earned his bachelor's degree in management and finance from Miami in 1987...was inducted into the Professional Baseball Scouts Hall of Fame in 2008.

CHASE GERBRICK – MANAGER

BORN: 11/24/03 in Aurora, Ohio • **RESIDES:** Chapin, S.C.

COACHING CAREER: Enters his second season in the Yankees organization and his first as Manager of the DSL Yankees...previously served as Defensive and Baserunning Coach with the FCL Yankees during the 2024 season...prior to joining the Yankees, served as the Director of Player Development for Indiana Wesleyan University during the fall of 2023, where he oversaw and coached the infielders...responsibilities included facilitating defensive objective meetings, assisting in recruiting operations, providing individualized instruction and creating game plans...**PERSONAL:** Began his collegiate playing career at Lipscomb University before arm injuries put his future as a player in doubt...at just 19 years old, became the youngest coach in collegiate baseball history.

CARLOS VIDAL – MANAGER

BORN: 11/29/95 in Loricá, Colombia • **RESIDES:** Barranquilla, Colombia

COACHING CAREER: Enters his seventh season in the Yankees organization and his second as Manager in the Dominican Summer League...began his coaching career with the Yankees as a Defensive Coach in the DSL (2019-23)...**PLAYING CAREER:** Was originally signed by the Yankees as a non-drafted free agent on 5/5/14...played five seasons in the Yankees organization (2014-18), spending his final season at Single-A Charleston...recorded 15 outfield assists over his final two seasons...was named an Appalachian League Postseason All-Star with Pulaski in 2015 after leading the league in runs scored (49), finishing third in hits (74) and RBI (46), and fifth in steals (16)...led the DSL with a .482 OBP in 2014...hit for the cycle on 7/30/14 vs. the DSL Marlins.

DSL STAFF

GABRIEL TATIS PITCHING COORDINATOR
EDUAR RAMÍREZ PITCHING COACH
FREICER PÉREZ PITCHING COACH
COLE GAMBILL HITTING COACH
SELWYN LANGAIGNE HITTING COACH
JUAN CRISP DEFENSIVE COACH
EDUARDO NAVAS DEFENSIVE COACH
LOGAN ECK MEDICAL COORDINATOR
YESSNAR BARELA REHAB TRAINER
EURYS DE LEÓN ATHLETIC TRAINER
LUIS MORILLO ATHLETIC TRAINER
JHOAN PÉREZ STRENGTH & CONDITIONING COORDINATOR

DYLAN MACKENZIE STRENGTH & CONDITIONING COACH
DANIELA BENAVIDES STRENGTH & CONDITIONING COACH
JOSÉ PEGUERO STRENGTH & CONDITIONING COACH
AYESHA ESPAILLAT NUTRITIONIST
MELISSA HERNÁNDEZ LEAD TEACHER / PD ASSISTANT
CAROLINA CRESPO LEAD TEACHER
JOEL ÁLVAREZ BAREGA TEACHER
KARLA LISTER TEACHER
ELIEZER BEARD VIDEO & TECH COORDINATOR
NELSON B. ÁLVAREZ VIDEO & TECH/HITTING ASSISTANT
JAVIER DEYAN VIDEO & TECH ASSISTANT
EDUARDO YANES VIDEO & TECH ASSISTANT

Yankees Arizona Fall League Participants

1992 - PHOENIX

RHP Andy Cook
INF Bobby De Jardin
OF Carl Everett
LHP Jerry Nielsen
OF Jason Robertson
RHP Russ Springer
Darren London (T)

1993 - SCOTTSDALE

RHP Andy Croghan
INF Russ Davis
INF Robert Eenhoorn
RHP Ron Frazier
LHP Keith Garagozzo
LHP Sterling Hitchcock
OF Lyle Mouton
RHP Rich Polak
Billy Evers (M)

1994 - PEORIA (J)

LHP Matt Dunbar
INF Andy Fox
INF Rob Hinds
INF Derek Jeter
OF Matt Luke
OF Lyle Mouton
OF Rubén Rivera
Greg Spratt (T)

1995 - SCOTTSDALE

LHP Chris Cumberland
RHP Mike DeJean
OF Nick Delveccchio
INF Robert Eenhoorn
INF Andy Fox
INF Rob Hinds
INF Eric Knowles
INF Tate Seefried
Tom Filer (PC)
Darren London (T)

1996 - MESA

OF Kurt Bierek
RHP Mike Buddie
INF Matt Howard
OF Matt Luke
RHP Katsuhiko Maeda
OF Shane Spencer
RHP Jay Tessmer
Jimmy Johnson (HC)

1997 - PHOENIX

OF Brian Buchanan
INF Homer Bush
RHP Darrell Einertson
RHP Ben Ford
RHP Larry Mitchell
RHP Ray Ricken
Carlos Acosta (PC)

1998 - GRAND CANYON

RHP Jason Beverlin
C Mike Figga
INF Rudy Gomez
RHP Mike Jerzembeck
OF Chris Singleton
INF Alfonso Soriano
Trey Hillman (HC)

1999 - GRAND CANYON

OF Kurt Bierek
RHP Ryan Bradley
LHP Randy Choate
RHP Craig Dingman
RHP Darrell Einertson
RHP Mark Johnson
OF Donzell McDonald
Tom Nieto (M)

2000 - MARYVALE

INF Erick Almonte
RHP Jeremy Blevins
RHP Ryan Bradley
OF Rich Brown
OF Donzell McDonald
RHP Jake Robbins
Carl Randolph (T)

2001 - PEORIA (J)

RHP Jeremy Blevins
RHP Ryan Bradley
INF Drew Henson
INF Nick Johnson
RHP Adam Roller
OF Marcus Thames

2002 - MARYVALE

RHP Jason Anderson
RHP Bryan Grace
INF Drew Henson
RHP Adrian Hernández
C Dave Parrish
INF Andy Phillips
OF Marcus Thames
Greg Spratt (T)

2003 - GRAND CANYON

RHP Colter Bean
C Michel Hernández
RHP Sam Maronek
RHP Ramon Ramírez
INF Ferdi Tejada
OF Mike Vento
Andy Stankiewicz (M)

2004 - GRAND CANYON

INF Yovar Duenas
OF Mitch Jones
LHP Ben Julianel
RHP Sam Maronek
RHP Eric Schmitt
OF Kevin Thompson
Dave Eiland (PC)

2005 - GRAND CANYON

RHP T.J. Beam
INF Eric Duncan*
C Dave Parrish
OF Bronson Sardinha
LHP Matt Smith
RHP Steven White
Darren London (T)

2006 - PEORIA (S)

RHP T.J. Beam
INF Eric Duncan
OF Brett Gardner
LHP Sean Henn
RHP Jeff Nennard
C P.J. Pilittere
RHP Darrell Rasner
James Rowson (HC)

2007 - PEORIA (J)

INF Reegie Corona
OF Brett Gardner
RHP Steven Jackson
RHP Jeff Karstens^
INF Juan Miranda
RHP Ross Ohlendorf
RHP Kevin Whelan
RHP Steven White
RHP Eric Wordekemper
Tony Franklin (M)

2008 - PEORIA (J)

RHP Phil Hughes
OF Austin Jackson
RHP Jeff Marquez
INF Juan Miranda
INF Kevin Russo
RHP Humberto Sánchez
RHP Kevin Whelan
Scott Aldred (PC)
Tim Lentych (T)

2009 - SURPRISE

OF Colin Curtis
RHP Grant Duff
LHP Mike Dunn
RHP Ian Kennedy
LHP Zach Kroenke
INF Brandon Laird
C Austin Romine
Tommy Phelps (HC)

2010 - PHOENIX

LHP Manny Bañuelos
RHP Craig Heyer
RHP George Kontos
INF Brandon Laird
INF José Pirela
RHP Ryan Pope
C Austin Romine
Danny Borrell (PC)
Scott DeFrancesco (T)

2011 - PHOENIX

RHP Danny Burawa
RHP Preston Claiborne
INF Corban Joseph
INF Ronnier Mustelier
RHP David Phelps
OF Rob Segedin
RHP Chase Whitley
Tom Slater (HC)

2012 - SCOTTSDALE

INF David Adams
RHP Dellin Betances
RHP Danny Burawa
OF Slade Heathcott
RHP Mark Montgomery
RHP Zach Nuding
C Austin Romine
Carlos Mendoza (M)

2013 - SCOTTSDALE

INF Tyler Austin
RHP Brett Gerritse
LHP Brett Lewis
LHP Vidal Nuño
C Peter O'Brien
LHP James Pazos
OF Mason Williams
Lee Meyer (T)

2014 - SCOTTSDALE

OF Tyler Austin
INF Dante Bichette, Jr.
INF Greg Bird*
RHP Caleb Cotham
RHP Kyle Haynes
C Kyle Higashioka
OF Aaron Judge
RHP Alex Smith
P.J. Pilittere (HC)

2015 - SURPRISE

RHP Domingo Acevedo
OF Tyler Austin
LHP Ian Clarkin
OF Dustin Fowler
LHP Chaz Hebert
C Gary Sánchez
INF Tyler Wade
LHP Tyler Webb
José Rosado (PC)

2016 - SCOTTSDALE

INF Miguel Andújar
INF Greg Bird
LHP Nestor Cortes
RHP J.P. Feyereisen
RHP James Kaprielian
RHP Brody Koerner
RHP Dillon Tate
INF Gleyber Torres*
INF/OF Tyler Wade
Carlos Mendoza (M)

2016 - SCOTTSDALE

RHP Albert Abreu
RHP Cody Carroll
INF Thairo Estrada
OF Estevan Florial
INF Kyle Holder
OF Billy McKinney
RHP Andrew Schwaab
LHP Justus Sheffield
Jay Bell (M)

2018 - GLENDALE

INF Thairo Estrada
OF Estevan Florial
RHP Jordan Foley
RHP Hobie Harris
INF Steven Skenley
RHP Matt Wivinis
RHP Kyle Zurak
Michael Becker (T)

2019 - SURPRISE

RHP Daniel Bies
RHP Derek Craft
RHP Aaron McGarity
RHP Glenn Otto
C Donny Sands
OF Josh Stowers
INF Brandon Wagner
Ken Joyce (HC)

2020 - No AFL due to COVID-19 Pandemic

2021 - SURPRISE

RHP Blane Abeyta
LHP Clay Aguilar
INF Andrés Chaparro
RHP Harold Cortijo
OF Elijah Dunham
RHP Zack Greene
RHP Tanner Myatt
C Austin Wells
Preston Claiborne (PC)

2022 - MESA

RHP Nelson Alvarez
RHP Yorlin Calderon
OF Jason Domínguez
INF Tyler Hardman
RHP Shaine McNeely
RHP Leam Mendez
INF T.J. Ruffield
José Javier (C)
Brandon Rodriguez (T)

2023 - MESA

INF Benjamin Cowles
INF Caleb Durbin
INF Nolberto Henriquez
OF Nelson Medina
RHP Matt Sauer
RHP Kevin Stevens
RHP Baron Stuart
RHP Trystan Vrieling
James Cooper (M)

2024 - SALT RIVER

RHP Harrison Cohen
INF Caleb Durbin
RHP Jackson Frisoe
C Antonio Gómez
RHP Ryan Harvey
RHP Carlos Lagrange
OF Garrett Martin
RHP Luis Pacheco
Derek Woodley (C)

KEY

(M) - Manager
(PC) - Pitching Coach
(T) - Trainer;
(HC) - Hitting Coach;
(C) - Coach
(J) - Peoria Javelinas
(S) - Peoria Saguaros
^ Team USA player
* AFL MVP

BOLD - On NYY 40-man roster & current coaches
(as of 2/2/25)



New York Yankees No. 1 Draft Choices

YEAR	RD	SEL	PLAYER	POS	SCHOOL (STATE)	w/YYY in Majors
2024	1	26	Ben Hess	RHP	University of Alabama	-
2023	1	26	George Lombard Jr.	SS	Gulliver Prep HS (Fla.)	-
2022	1	25	Spencer Jones	OF	Vanderbilt University (Tenn.)	-
2021	1	20	Trey Sweeney	SS	Eastern Illinois University	-
2020	1	28	Austin Wells	C	University of Arizona	2023-24
2019	1	30	Anthony Volpe	SS	Delbarton HS (N.J.)	2023-24
2018	1	23	Anthony Seigler	C	Cartersville HS (Ga.)	-
2017	1	16	Clarke Schmidt	RHP	University of South Carolina	2020-24
2016	1	18	Blake Rutherford	OF	Chaminade College Prep HS (Calif.)	-
2015	1	16	James Kaprielian	RHP	UCLA	-
	1	30	Kyle Holder	SS	University of San Diego	-
2014	2	55	Jacob Lindgren	LHP	Mississippi State University	2015
2013	1	26	Eric Jagielo	3B	University of Notre Dame	-
	1	32	Aaron Judge	OF	Fresno State University	2016-24
	1	33	Ian Clarkin	LHP	James Madison HS (Calif.)	-
2012	1	30	Ty Hensley	RHP	Edmond Sante Fe HS (Okla.)	-
2011	Comp A	51	Dante Bichette, Jr.	3B	Orangewood Christian HS (Fla.)	-
2010	1	32	Cito Culver	SS	Irondequoit HS (N.Y.)	-
2009	1	29	Slade Heathcott	OF	Texas HS (Tex.)	2015
2008	1	28	Gerrit Cole	RHP	Orange Lutheran HS (Calif.)	Did not sign
2007	1	30	Andrew Brackman	RHP	North Carolina State University	2011
2006	1	21	Ian Kennedy	RHP	University of Southern California	2007-09
2005	1	17	Carl (C.J.) Henry	SS	Putnam City HS (Okla.)	-
2004	1	23	Phil Hughes	RHP	Foothill HS (Calif.)	2007-13
2003	1	27	Eric Duncan	3B	Seton Hall Prep (N.J.)	-
2002	2	71	Brandon Weeden	RHP	Santa Fe HS (N.M.)	-
2001	1	23	John-Ford Griffin	OF	Florida State University	-
	1	34	Bronson Sardinha	INF	Kamehameha HS (Hawaii)	2007
	1	42	Jon Skaggs	RHP	Rice University	-
2000	1	28	David Parrish	C	University of Michigan	-
1999	1	27	David Walling	RHP	University of Arkansas	-
1998	1	24	Andrew Brown	OF	Richmond HS (Ind.)	-
	1	43	Mark Prior	RHP	University HS (Calif.)	Did not sign
1997	1	24	Tyrell Godwin	OF	East Bladen HS (N.C.)	-
	1	40	Ryan Bradley	RHP	Arizona State University	1998
1996	1	20	Eric Milton	LHP	University of Maryland	-
1995	1	27	Shea Morenz	RF	University of Texas	-
1994	1	24	Brian Buchanan	OF	University of Virginia	-
1993	1	13	Matt Drews	RHP	Sarasota HS (Fla.)	-
1992	1	6	Derek Jeter	SS	Kalamazoo Central HS (Mich.)	1995-2014
1991	1	1	Brien Taylor	LHP	East Carteret HS (N.C.)	-
1990	1	10	Carl Everett	OF	Hillsborough HS (Fla.)	-
1989	2	45	Andy Fox	3B	Christian Brothers HS (Calif.)	1995-97
1988	4	105	Todd Malone	LHP	Casa Robles HS (Calif.)	-
1987	3	81	Bill Dacosta	RHP	New York Tech	-
1986	2	53	Rich Scheid	LHP	Seton Hall University	-
1985	1	28	Rick Balabon	RHP	Conestoga HS (Pa.)	-
1984	1	22	Jeff Pries	RHP	UCLA	-
1983	4	93	Mitch Lyden	C	Beaverton HS (Ore.)	-
1982	2	36	Tim Birtsas	LHP	Michigan State University	-
	2	50	Bo Jackson	SS	McAdory HS (Ala.)	Did not sign
1981	2	52	John Elway	OF	Stanford University	-
1980	3	74	Billy Cannon, Jr.	SS	Broadmoor HS (La.)	Did not sign
1979	2	51	Todd Demeter	INF	Grant HS (Okla.)	-
1978	1	18	Rex Hudler	SS	Bullard HS (Calif.)	1984-85
	1	24	Matt Winters	OF	Williamsville HS (N.Y.)	-
	1	26	Brian Ryder	RHP	Shrewsbury HS (Mass.)	-
1977	1	23	Steve Taylor	RHP	University of Delaware	-
1976	1	16	Pat Tabler	OF	McNicholas HS (Ohio)	-
1975	1	19	Jim McDonald	1B	Verbum Dei HS (Calif.)	-
1974	1	12	Dennis Sherrill	SS	South HS (Fla.)	1978, '80
1973	1	13	Doug Heinold	RHP	Stroman HS (Tex.)	-
1972	1	14	Scott McGregor	LHP	El Segundo HS (Calif.)	-
1971	1	19	Terry Whitfield	OF	Palo Verde HS (Calif.)	1974-76
1970	1	12	Dave Cheadle	LHP	Asheville HS (N.C.)	-
1969	1	11	Charlie Spikes	OF	Central Memorial HS (La.)	1972
1968	1	4	Thurman Munson	C	Kent State University	1969-79
1967	1	1	Ron Blomberg	1B	Druid Hills HS (Ga.)	1969, '71-76
1966	1	10	Jim Lyttle	OF	Florida State University	1969-71



Kevin Lawn Award

Each year, the Yankees present the Kevin Lawn Award to the organization's minor league "Pitcher of the Year" and "Player of the Year." The annual awards are dedicated to Kevin O'Brien Lawn—the son of longtime Yankees Vice President and Chief of Operations Jack Lawn—who passed away in 1999.

2023: C Ben Rice / RHP Chase Hampton	2000: 3B Scott Seabol / LHP Randy Keisler
2022: OF Jasson Domínguez / RHP Will Warren	1999: 2B D'Angelo Jimenez, 1B Nick Johnson / LHP Ed Yarnall
2021: SS Anthony Volpe / RHP Hayden Wesneski	1998: 1B Nick Johnson / RHP Ryan Bradley
2020: N/A (COVID-19 Pandemic)	1997: 3B Mike Lowell / LHP Eric Milton
2019: 1B Chris Gittens / RHP Deivi García	1996: OF Ricky Ledee / RHP Jay Tessmer
2018: INF Brandon Wagner / RHP Michael King	1995: SS Derek Jeter / RHP Matt Drews
2017: 3B Miguel Andújar / RHP Domingo Acevedo	1994: SS Derek Jeter / LHP Andy Pettitte
2016: OF Aaron Judge / RHP Chance Adams	1993: OF Billy Masse / LHP Ryan Karp
2015: C Gary Sánchez / RHP Luis Severino	1992: 1B J.T. Snow / RHP Sam Militello
2014: INF Rob Refsnyder / RHP Luis Severino	1991: C Kiki Hernandez, SS Dave Silvestri / RHP Ed Martel, RHP Sam Militello
2013: 1B Greg Bird / RHP Shane Greene	1990: OF Hensley Meulens / RHP Dave Eiland
2012: OF Tyler Austin / RHP Mark Montgomery	1989: 1B Hal Morris / LHP Steve Adkins
2011: C Austin Romine / RHP D.J. Mitchell	1988: 1B Kevin Maas / RHP Todd Malone
2010: SS Eduardo Núñez / RHP David Phelps	1987: OF Darren Reed / RHP Dana Ridenour
2009: C Austin Romine / RHP Zach McAllister	1986: 3B Chris Alvarez / RHP Logan Easley
2008: OF Brett Gardner / LHP Phil Coke	1985: OF Dan Pasqua / RHP Brad Arnsberg
2007: OF Austin Jackson / RHP Ian Kennedy	1984: C/OF Scott Bradley / LHP Jim Deshaies
2006: 1B Cody Ehlers / RHP Phil Hughes	1983: OF Brian Dayett / RHP José Rijo
2005: OF Kevin Thompson / RHP Matt DeSalvo	1982: OF Matt Winters / RHP Bob Tewksbury
2004: 1B Andy Phillips / RHP Chien-Ming Wang	1981: 1B Don Mattingly / LHP Pete Filson
2003: C Dioner Navarro / RHP Jorge DePaula	1980: 1B Steve Balboni / RHP Gene Nelson
2002: 2B Andy Phillips / LHP Danny Borrell, RHP Jorge DePaula	
2001: OF Juan Rivera, OF Marcus Thames / LHP Brandon Claussen	

James P. Dawson Award

Each spring training, the Yankees present the James P. Dawson Award to the outstanding Yankees rookie in spring training, as voted on by the New York Yankees beat writers. The award was established in honor of James P. Dawson (1896-1953), who began a 45-year career with *The New York Times* as a copy boy in 1908. Eight years later, he became boxing editor and covered boxing and baseball until his death during spring training in 1953.

Two winners of the honor, Tony Kubek in 1957 and Tom Tresh in 1962, went on to win the American League "Rookie of the Year" Award. Prior winners are listed below:

1956... Norm Siebern, OF	1979... Paul Mirabella, RHP	2003... Hideki Matsui, OF
1957... Tony Kubek, SS	1980... Mike Griffin, RHP	2004... Bubba Crosby, OF
1958... John Blanchard, C	1981... Gene Nelson, RHP	2005... Andy Phillips, INF
1959... Gordon Windhorn, OF	1982... Andre Robertson, SS	2006... Eric Duncan, INF
1960... John James, RHP	1983... Don Mattingly, 1B	2007... Kei Igawa, LHP
1961... Rollie Sheldon, RHP	1984... José Rijo, RHP	2008... Shelley Duncan, INF/OF
1962... Tom Tresh, SS	1985... Scott Bradley, C	2009... Brett Gardner, OF
1963... Pedro González, 2B	1986... Bob Tewksbury, RHP	2010... Jon Weber, OF
1964... Pete Mikkelsen, RHP	1987... Keith Hughes, OF	2011... Manny Báñuelos, LHP
1965... Arturo López, OF	1988... Al Leiter, LHP	2012... David Phelps, RHP
1966... Roy White, OF	1989... None Selected	2013... Vidal Nuno, LHP
1967... Bill Robinson, OF	1990... Alan Mills, RHP	2014... Masahiro Tanaka, RHP
1968... Mike Ferraro, 3B	1991... Hensley Meulens, OF	2015... Slade Heathcott, OF
1969... Jerry Kenney, OF	1992... Gerald Williams, OF	2016... Johnny Barbato, RHP
1970... John Ellis, 1B/C	1993... Mike Humphreys, OF	2017... Gleyber Torres, INF
1971... None Selected	1994... Sterling Hitchcock, LHP	2018... Miguel Andújar, INF
1972... Rusty Torres, OF	1995... None Selected	2019... Stephen Tarpley, LHP
1973... Otto Velez, OF	1996... Mark Hutton, RHP	2020... Clarke Schmidt, RHP
1974... Tom Buskey, RHP	1997... Jorge Posada, C	2021... Deivi García, RHP
1975... Tippy Martinez, LHP	1998... Homer Bush, INF	2022... Clarke Schmidt, RHP
1976... Willie Randolph, 2B	1999... None Selected	2023... Anthony Volpe, SS
1977... George Zeber, INF	2000... None Selected	2024... Spencer Jones, OF
1978... Jim Beattie, RHP	2001... Alfonso Soriano, 2B	
	2002... Nick Johnson, 1B	



Minor League Players and Non-Roster Invitees

ABREU, Ranciel – RHP

HT: 6-4; **WT:** 197; **B:** R; **T:** R; **BORN:** 4/9/07 in Santiago, D.R.; **RESIDES:** Santiago, D.R.; **OBTAINED:** Signed by the Yankees as a non-drafted free agent on 12/14/24; **M.L. SVC:** 0.000.

ACOSTA, Cesar – RHP

HT: 5-11; **WT:** 163; **B:** R; **T:** R; **BORN:** 8/30/06 in Maracay, Venezuela; **RESIDES:** Maracay, Venezuela; **OBTAINED:** Signed by the Yankees as a non-drafted free agent on 1/23/25; **M.L. SVC:** 0.000.

ADAMES, Eliezer – OF

HT: 5-10; **WT:** 171; **B:** R; **T:** R; **BORN:** 9/16/07 in Peravia, D.R.; **RESIDES:** Santo Domingo, D.R.; **OBTAINED:** Signed by the Yankees as a non-drafted free agent on 1/24/25; **M.L. SVC:** 0.000.

ALCANTARA, Stanly – RHP

HT: 6-6; **WT:** 187; **B:** R; **T:** R; **BORN:** 4/12/04 in San Juan de la Maguana, D.R.; **RESIDES:** San Juan de la Maguana, D.R.; **OBTAINED:** Signed by the Yankees as a non-drafted free agent on 4/28/23; **M.L. SVC:** 0.000.

ALEJANDRO, Jerson – RHP

HT: 6-6; **WT:** 255; **B:** R; **T:** R; **BORN:** 2/23/06 in San Pedro de Macoris, D.R.; **RESIDES:** San Pedro de Macoris, D.R.; **OBTAINED:** Signed by the Yankees as a non-drafted free agent on 1/17/23; **M.L. SVC:** 0.000; **CAREER NOTES: 2024:** Spent the season with the DSL Bombers, going 1-5 with a 5.02 ERA (37.2IP, 21ER) and 57K in 12 games (11 starts)...struck out a season-high nine batters over 4.0 hitless innings on 8/3 vs. the DSL Mets...**2023:** Made his professional debut with the DSL Yankees, going 1-4 with a 4.50 ERA (36.0IP, 18ER) and 36K in 10 games (nine starts)...tossed 6.0 scoreless innings with 5K on 8/3 at the DSL Bombers, earning his first career win.

ALMONTE, Alexander – RHP

HT: 6-4; **WT:** 205; **B:** R; **T:** R; **BORN:** 9/14/06 in Bonao, D.R.; **RESIDES:** Santo Domingo, D.R.; **OBTAINED:** Signed by the Yankees as a non-drafted free agent on 1/22/24; **M.L. SVC:** 0.000; **CAREER NOTES: 2024:** Made his professional debut with the DSL Yankees, going 0-3 with a 3.51 ERA (25.2IP, 10ER) and 26K in nine starts.

ALMONTE, Carlos – RHP

HT: 6-5; **WT:** 220; **B:** R; **T:** R; **BORN:** 8/18/03 in San Francisco de Macoris, D.R.; **RESIDES:** San Francisco de Macoris, D.R.; **OBTAINED:** Signed by the Yankees as a non-drafted free agent on 6/19/24; **M.L. SVC:** 0.000; **CAREER NOTES: 2024:** Made his professional debut with the DSL Bombers, going 2-1 with a 2.86 ERA (28.1IP, 9ER) and 22K in four starts and six relief outings...tossed a season-high 4.1 scoreless innings (3H, 0BB, 3K) on 7/22 at DSL Colorado to earn his first career win.

ANDERSON, Ryan – LHP

HT: 6-6; **WT:** 235; **B:** L; **T:** L; **BORN:** 9/9/98 in Reno, Nev.; **RESIDES:** Sparks, Nev.; **COLLEGE:** University of Nevada; **OBTAINED:** Selected by the Yankees in the 12th round of the 2019 First-Year Player Draft; **M.L. SVC:** 0.000; **CAREER NOTES: 2024:** Spent the season with Double-A Somerset, going 1-3 with a 3.00 ERA (30.0IP, 10ER) and 34K in 25 appearances (one start)...averaged 10.2 K/9.0IP and held opponents to a .189 batting average...**2023:** Spent the season with High-A Hudson Valley and Double-A Somerset, going 4-4 with a 2.17 ERA (58.0IP, 38H, 19R/14ER, 16BB, 64K, 2HR) in 34 relief outings...averaged 9.9 strikeouts per nine innings while limiting hitters to a .186 batting average...did not allow an earned run over his last season starts of the season from 8/27-9/17...**2022:** Spent the season with Single-A Tampa, going 3-7 with a 4.26 ERA (61.1IP, 29ER) and 64K in 35 relief appearances...earned his first win of the season in his debut on 4/12 vs. Dunedin Blue Jays, tossing 4.1 scoreless innings with 4K while allowing just one hit...did not allow a run over his first five appearances, spanning 13.2 innings with 15K and only 1BB...**2021:** Split the season between Single-A Tampa and the FCL Yankees, combining to go 1-3 with a 10.01 ERA (29.2IP, 33ER) and 32K in 16 games (seven starts)...**2019:** Made his professional debut with Rookie-level Pulaski, going 0-1 with a 4.78 ERA (32.0IP, 17ER) and 43K in 11 games (eight starts)...averaged 12.1 strikeouts per nine innings...**PERSONAL:** Pitched three seasons at Nevada (2017-19)...graduated from Spanish Springs H.S. (Nev.) in 2016.

ANGOMAS, Randy – RHP

HT: 6-1; **WT:** 198; **B:** R; **T:** R; **BORN:** 5/26/08 in Palenque, D.R.; **RESIDES:** Palenque, D.R.; **OBTAINED:** Signed by the Yankees as a non-drafted free agent on 1/23/25; **M.L. SVC:** 0.000.

ARIAS, Brian – RHP

HT: 6-0; **WT:** 197; **B:** R; **T:** R; **BORN:** 11/18/03 in Azua, D.R.; **RESIDES:** Azua, D.R.; **OBTAINED:** Signed by the Yankees as a non-drafted free agent on 7/1/21; **M.L. SVC:** 0.000.

ARIAS, Chalniel – RHP

HT: 6-3; **WT:** 169; **B:** R; **T:** R; **BORN:** 9/11/03 in Baní, D.R.; **RESIDES:** Baní, D.R.; **OBTAINED:** Signed by the Yankees as a non-drafted free agent on 11/5/21; **M.L. SVC:** 0.000.

ARIAS, Isael – OF

HT: 5-9; **WT:** 170; **B:** R; **T:** R; **BORN:** 8/11/05 in Mazatlán, México; **RESIDES:** Mazatlán, México; **OBTAINED:** Signed by the Yankees as a non-drafted free agent on 1/17/24; **M.L. SVC:** 0.000.

ARIAS, Rafael – RHP

HT: 6-2; **WT:** 190; **B:** R; **T:** R; **BORN:** 11/5/03 in La Vega, D.R.; **RESIDES:** La Vega, D.R.; **OBTAINED:** Signed by the Yankees as a non-drafted free agent on 11/5/21; **M.L. SVC:** 0.000.



ARIAS, Roderick – INF

HT: 6-2; **WT:** 196; **B:** S; **T:** R; **BORN:** 9/9/04 in Santo Domingo, D.R.; **RESIDES:** Santo Domingo, D.R.; **OBTAINED:** Signed by the Yankees as a non-drafted free agent on 1/15/22; **M.L. SVC:** 0.000; **CAREER NOTES:** **2024:** Spent the entire season with Single-A Tampa, hitting .233 (110-for-473) with 78R, 21 doubles, 8 triples, 13HR, 74RBI, 68BB, and 37SB in 124 games...ranked among Yankees minor leaguers in triples (first), runs scored (first), stolen bases (second), RBI (second), walks (third), total bases (186, fourth), hits (fifth) and extra-base hits (42, tied for sixth)...also led the Florida State League in hits, triples, runs scored, and total bases, and was tied for the lead in extra-base hits...following the season, was ranked by *Baseball America* as the No. 3 prospect in the Yankees organization...was also labeled by the publication as having the "Best Infield Arm" in the Yankees organization...following the season, played in one game with Estrellas Orientales in the Dominican Winter League (0-for-2)...**2023:** Batted .267/.423/.505 (27-for-101) with 32R, 2 doubles, 2 triples, 6HR, 26RBI, 27BB and 17SB in 27 games with the FCL Yankees...was named the FCL "Player of the Week" from 7/3-9 after hitting .400/.500/1.067 (6-for-15) with 7R, 1 double, 3HR, 7RBI, 4BB and 2SB over four games...was named a Florida Complex League Postseason All-Star...following the season, was ranked by *Baseball America* as the No. 4 prospect in the Yankees organization...was also labeled by the publication as the "Best Defensive Infielder" and "Best Infield Arm" among Yankees farmhands...**2022:** Made his professional debut, collecting 25R, 6 doubles, 2 triples, 3HR, 11RBI, 28BB and 10SB in 31 games with the DSL Yankees...following the season, was named the No. 13 prospect in the Yankees organization by *Baseball America* and MLB Pipeline...**PERSONAL:** Full name is Roderick Manuel Arias German...was the top-ranked prospect by MLB Pipeline and the No. 2 prospect by *Baseball America* from the 2021 international signing period.

Arias' Career Batting Record

Year	Club	AVG	G	AB	R	H	2B	3B	HR	RBI	SH	SP	HP	BB	SO	SB	CS	E	OBP	SLG
2022	DSL Yankees	.194	31	108	25	21	6	2	3	11	0	0	4	28	46	10	2	13	.379	.370
2023	FCL Yankees	.267	27	101	32	27	2	2	6	26	0	1	1	27	29	17	6	8	.423	.505
2024	Tampa	.233	124	473	78	110	21	8	13	74	0	4	7	68	171	37	13	29	.335	.393
Minor League Totals		.232	182	682	135	158	29	12	22	111	0	5	12	123	246	64	21	50	.356	.406

AUSTIN, Cade – RHP

HT: 6-2; **WT:** 234; **B:** R; **T:** R; **BORN:** 9/28/01 in Chapin, S.C.; **RESIDES:** Union, S.C.; **COLLEGE:** University of South Carolina; **OBTAINED:** Selected by the Yankees in the 19th round of the 2023 First-Year Player Draft; **M.L. SVC:** 0.000; **PERSONAL:** Full name is Cade Ransom Austin...in two seasons at the University of South Carolina (2022-23), went 6-2 with four saves and a 3.66 ERA (83.2IP, 34ER) and 93K in 50 games (three starts).

AUSTIN, Kelly – RHP

HT: 6-0; **WT:** 200; **B:** R; **T:** R; **BORN:** 12/17/00 in Pasadena, Calif.; **RESIDES:** Costa Mesa, Calif.; **COLLEGE:** UCLA; **OBTAINED:** Acquired by the Yankees from the Houston Astros along with international bonus pool money in exchange for LHP Caleb Ferguson on 7/30/24; **M.L. SVC:** 0.000; **CAREER NOTES:** Was originally signed by the Astros as a non-drafted free agent on 7/19/23; **PERSONAL:** Full name is Richard Kelly Austin...played two seasons at UCLA (2022-23)...went 9-7 with one save and a 3.72 ERA (159.2IP, 66ER) and 178K in 42 games (29 starts)...earned All-America and All-Pac-12 honors in 2023 as a senior.

AVILA, Andre – LHP

HT: 6-0; **WT:** 165; **B:** L; **T:** L; **BORN:** 8/16/05 in San Juan de los Morros, Venezuela; **RESIDES:** Barbacoas, Venezuela; **OBTAINED:** Signed by the Yankees as a non-drafted free agent on 1/23/25; **M.L. SVC:** 0.000.

AVINA, Jace – OF

HT: 6-0; **WT:** 205; **B:** R; **T:** R; **BORN:** 6/6/03 in Reno, Nev.; **RESIDES:** Sparks, Nev.; **OBTAINED:** Acquired by the Yankees from the Milwaukee Brewers along with OF Brian Sánchez in exchange for INF/OF Jake Bauers on 11/17/23; **M.L. SVC:** 0.000; **CAREER NOTES:** Was originally selected by Milwaukee in the 14th round of the 2021 First-Year Player Draft...**2024:** Hit .245 (86-for-351) with 44R, 24 doubles, 10HR, 49RBI, 32BB and 45B in 92 games with High-A Hudson Valley...among Renegades players, ranked second in RBI, tied for second in hits, third in batting average, doubles, extra-base hits (34) and SLG (.399), fourth in total bases (140) and fifth in home runs and OPS (.716)...**2023:** Hit .233 (76-for-326) with 57R, 22 doubles, 2 triples, 14HR, 50RBI, 56BB and 10SB in 99 games with Single-A Carolina...**2022:** Combined with the ACL Brewers and Single-A Carolina to hit .271 (60-for-221) with 44R, 12 doubles, 3 triples, 15HR, 54RBI, 27BB, 18HP and 45B in 64 games...was named Milwaukee's Complex League "Player of the Year" and the Arizona Complex League "Most Valuable Player" after hitting .294 (35-for-119) with 27R, 8 doubles, 1 triple, 10HR, 29RBI, 15BB and 25B in 36 games...led the league in home runs, SLG (.630) and OPS (1.066), ranked second in OBP (.436) and tied for fourth in extra-base hits (19)...earned Arizona Complex League Postseason All-Star honors...was named an Organization All-Star by MiLB.com...following the season, was named a Rookie Complex League All-Star by *Baseball America*...**PERSONAL:** Full name is Jace Aiden Avina...graduated from Spanish Springs High School (Nev.).

AYERS, Cole – RHP

HT: 6-2; **WT:** 190; **B:** R; **T:** R; **BORN:** 8/17/99 in Cincinnati, Ohio; **RESIDES:** Delray Beach, Fla.; **COLLEGE:** State College of Florida, Manatee-Sarasota; **OBTAINED:** Selected by the Yankees in the 16th round of the 2021 First-Year Player Draft; **M.L. SVC:** 0.000; **CAREER NOTES:** **2024:** Combined with High-A Hudson Valley and Double-A Somerset to go 3-6 with three saves, a 3.36 ERA (64.1IP, 24ER) and 78K in 44 relief appearances...among Yankees farmhands, ranked fourth in appearances...spent the majority of the season with High-A Hudson Valley and went 3-4 with three saves, a 3.09 ERA (55.1IP, 19ER) and 67K in 36 games being promoted to Double-A Somerset on 8/6...**2023:** Among Yankees farmhands, was tied for fourth in appearances (45) and tied for fifth in saves (five)...**PERSONAL:** Full name is Cole Michael Ayers...in two seasons with SCF (2020-21), went 8-4 with one save and a 3.80 ERA (87.2IP, 37ER) and 114K in 17 games (16 starts).

BALBONI Jr., Thomas – RHP

HT: 6-4; **WT:** 203; **B:** L; **T:** R; **BORN:** 7/6/00 in Boston, Mass.; **RESIDES:** Naples, Fla.; **COLLEGE:** Northeastern University; **OBTAINED:** Acquired by the Yankees from the San Diego Padres along with RHP Enyel de los Santos in exchange for OF Brandon Lockridge on 7/30/24; **M.L. SVC:** 0.000; **CAREER NOTES:** Was originally selected by the Padres in the 15th round of the 2022 First-Year Player Draft; **PERSONAL:** Full name is Thomas Francis Balboni Jr....played three seasons at Northeastern University (2020-22)...went 1-3 with seven saves, a 5.23 ERA (32.2IP, 19ER) and 37K in 33 games (one start).



BARCLAY, Edgar – LHP

HT: 5-10; **WT:** 225; **B:** L; **T:** L; **BORN:** 5/24/98 in Oklahoma City, Okla.; **RESIDES:** Phoenix, Ariz.; **COLLEGE:** Cal State University-Bakersfield; **OBTAINED:** Selected by the Yankees in the 15th round of the 2019 First-Year Player Draft; **M.L. SVC:** 0.000; **CAREER NOTES:** 2024: Spent the entire season with Triple-A Scranton/Wilkes-Barre, going 7-9 with a 5.98 ERA (143.0IP, 95ER) and 118K in 29 starts (1CG)...led all Yankees minor leaguers in games started and ranked third in innings pitched...was named the International League "Pitcher of the Week" from 7/29-8/4 after going 1-0 with a 0.69 ERA (13.0IP, 1ER) and 11K in two starts...2023: In 21 combined appearances (10 starts) with Double-A Somerset and Triple-A Scranton/Wilkes-Barre, finished 4-4 with a 3.91 ERA (78.1IP, 70H, 39R/34ER, 44BB, 100K, 12HR)...2022: Went 7-4 with one save and a 1.74 ERA (67.1IP, 13ER) and 86K in 28 appearances (four starts) with High-A Hudson Valley...led the Renegades in wins...was also named an Organization All-Star by MiLB.com...**PERSONAL:** Pitched one season each at Central Arizona College (2017), GateWay (Ariz.) Community College (2018) and Cal State-Bakersfield (2019)...graduated from St. Joseph High School (Hawaii) in 2016.

BAUMAN, Tanner – LHP

HT: 6-5; **WT:** 240; **B:** R; **T:** L; **BORN:** 5/7/02 in Jacksonville, Fla.; **RESIDES:** Jacksonville, Fla.; **COLLEGE:** Auburn University; **OBTAINED:** Selected by the Yankees in the ninth round of the 2024 First-Year Player Draft; **M.L. SVC:** 0.000; **PERSONAL:** Full name is Tanner Joseph Bauman...pitched two seasons at Auburn University (2023-24), combining to go 7-3 with one save and a 5.25 ERA (94.1IP, 55ER) and 89K in 42 games (nine starts)...also pitched collegiately at St. John's River State College from 2021-22.

BECK, Brendan – RHP

HT: 6-2; **WT:** 220; **B:** R; **T:** R; **BORN:** 10/6/98 in La Jolla, Calif.; **RESIDES:** Corona, Calif.; **COLLEGE:** Stanford University; **OBTAINED:** Selected by the Yankees in the second round (55th overall) of the 2021 First-Year Player Draft; **M.L. SVC:** 0.000; **CAREER NOTES:** 2024: Did not pitch due to injury...2023: In his first professional season, went 0-1 with a 1.59 ERA (34.0IP, 24H, 6R/6ER, 7BB, 40K, 2HR) in 10 combined starts with the FCL Yankees and High-A Hudson Valley...made his professional debut with the FCL Yankees and made one scoreless start (3.0IP, 0H, 0BB, 5K)...was promoted to Hudson Valley on 6/21 and finished 0-1 with a 1.74 ERA (31.0IP, 24H, 6R/6ER, 7BB, 35K, 2HR) in nine starts...2022: Did not pitch due to injury...**PERSONAL:** Full name is Brendan Thomas Beck...pitched four years at Stanford (2018-21), going 22-10 with a 3.11 ERA, 15V and 2CG (289.1IP, 257H, 122R/100ER, 69BB, 289K, 24HR) in 55G/46GS...earned Pac-12 Pitcher of the Year and All-Pac-12 First-Team honors in 2021 after going 9-3 with a 3.15 ERA (108.2IP, 38ER) in 17 games (15 starts)...was named a First-Team All-American by the ABCA (American Baseball Coaches Association) in 2021...was tabbed by *Baseball America* as the No. 80 overall prospect in the 2021 Draft...his older brother, Tristan, is a pitcher in the Giants organization.

BELLO, Carlos – INF

HT: 5-11; **WT:** 190; **B:** R; **T:** R; **BORN:** 12/19/07 in Santo Domingo, D.R.; **RESIDES:** Santo Domingo, D.R.; **OBTAINED:** Signed by the Yankees as a non-drafted free agent on 1/24/25; **M.L. SVC:** 0.000.

BENÍTEZ, Ángel – RHP

HT: 6-8; **WT:** 263; **B:** R; **T:** R; **BORN:** 9/10/03 in San Pedro de Macoris, D.R.; **RESIDES:** San Pedro de Macoris, D.R.; **OBTAINED:** Signed by the Yankees as a non-drafted free agent on 7/16/21; **M.L. SVC:** 0.000.

BENÍTEZ, Julio – RHP

HT: 6-4; **WT:** 160; **B:** R; **T:** R; **BORN:** 9/30/04 in Santo Domingo, D.R.; **RESIDES:** Santo Domingo, D.R.; **OBTAINED:** Signed by the Yankees as a non-drafted free agent on 1/15/24; **M.L. SVC:** 0.000.

BÍDO, Wilfrido – RHP

HT: 5-10; **WT:** 195; **B:** R; **T:** R; **BORN:** 6/4/04 in Bonaio, D.R.; **RESIDES:** San Isidro, D.R.; **OBTAINED:** Signed by the Yankees as a non-drafted free agent on 11/1/21; **M.L. SVC:** 0.000.

BOW, Kris – RHP

HT: 6-3; **WT:** 213; **B:** R; **T:** R; **BORN:** 11/26/00 in Reykjavik, Iceland; **RESIDES:** Las Vegas, Nev.; **COLLEGE:** College of Southern Nevada; **OBTAINED:** Selected by the Yankees in the 14th round of the 2022 First-Year Player Draft; **M.L. SVC:** 0.000; **PERSONAL:** In three seasons with the College of South Nevada (2020-22), went 4-2 with six saves, a 3.51 ERA (59.0IP, 23ER) and 88K in 23 games (nine starts).

BOYLE, Sean – RHP

HT: 6-1; **WT:** 210; **B:** R; **T:** R; **BORN:** 10/29/96 in Selden, N.Y.; **RESIDES:** Parrish, Fla.; **COLLEGE:** Dallas Baptist University; **OBTAINED:** Signed by the Yankees to a minor league contract on 11/3/24...was originally selected by the Yankees in the 25th round of the 2018 First-Year Player Draft; **M.L. SVC:** 0.000; **CAREER NOTES:** 2024: Combined to go 4-1 with one save and a 3.86 ERA (21.0IP, 18H, 9R/ER, 5BB, 22K, 2HR) in 16 appearances (two starts) with the FCL Yankees, High-A Hudson Valley and Double-A Somerset...2023: Attended spring training with the Yankees as a non-roster invitee...spent the entire season with Triple-A Scranton/Wilkes-Barre, going 2-3 with a 6.69 ERA (35.0IP, 44H, 29R/26ER, 12BB, 36K, 7HR) in nine starts...2022: Pitched with Double-A Somerset and Triple-A Scranton/Wilkes-Barre, going 13-5 with a 3.71 ERA (155.1IP, 138H, 71R/64ER, 34BB, 160K, 25HR) in 28 games (27 starts)...led Yankees farmhands in wins, strikeouts, games started and innings pitched...among Eastern League pitchers, was tied for second in wins...began the season with Double-A Somerset, going 8-4 with a 3.75 ERA (108.0IP, 91H, 52R/45ER, 20BB, 117K, 15HR) in 19 starts...recorded at least 7K in four consecutive starts from 4/27-5/19, going 1-0 with a 2.45 ERA (22.0IP, 6ER) and 33K in that stretch...tossed at least 6.0IP in each of his final 10 starts with Somerset, going 6-1 with a 1.68 ERA (64.1IP, 42H, 13R/12ER, 12BB, 62K, 5HR) in that span...allowed 3R-or-fewer in each of those starts...was named the Eastern League "Pitcher of the Month" for July after going 3-0 with a 0.82 ERA (33.0IP, 21H, 3ER, 3BB, 35K, 1HR, 1IP) in five starts...was named the Eastern League "Pitcher of the Week" for 7/11-17 after he tossed 7.0 scoreless innings on 7/16 at Portland...was promoted to Triple-A Scranton/Wilkes-Barre on 8/9...went 5-1 with a 3.61 ERA (47.1IP, 47H, 9R, 14BB, 43K, 10HR) in nine games (eight starts) with Scranton/Wilkes-Barre...allowed 3R-or-fewer in seven of his last eight outings of the season, going 5-0 with a 2.66 ERA (44.0IP, 39H, 13ER, 11BB, 40K, 8HR) in that span...2021: Combined with Low-A Tampa, High-A Hudson Valley, Triple-A Scranton/Wilkes-Barre and Double-A Somerset to go 8-3 with one save and a 1.99 ERA (86.0IP, 64H, 32R/19ER, 22BB, 98K, 4HR) in 27 games (10 starts)...was named the Triple-A East "Pitcher of the Week" for 8/16-22 after tossing a no-hitter on 8/19-G2 at Worcester (7.0IP, 1BB, 6K, 1HP) with Scranton/Wilkes-Barre...was also part of a combined no-hitter with High-A Hudson Valley on 7/10-G2 vs. Brooklyn (GS, 4.0IP, 3BB, 3K)...2020: Did not pitch due to the COVID-19 pandemic...2019: Combined with Rookie-level Pulaski and short-season Single-A Staten Island to go 2-1 with one save and a 3.23 ERA (39.0IP, 27H, 15R/14ER, 5BB, 43K, 3HR) over 16 relief appearances...2018: Made his professional debut with the GCL Yankees West, making 10 relief outings...**PERSONAL:** Pitched two seasons (2017-18) at Dallas Baptist University (Tex.) after two years (2015-16) at Suffolk County Community College (N.Y.)...in 31 games (three starts) with DBU, went 1-1 with a 4.70 ERA (44.0IP, 53H, 31R/23ER, 14BB, 51K, 4HR)...is a 2014 graduate of Newfield H.S. in Selden, N.Y.

NON-ROSTER INVITEE



Boyle's Career Pitching Record

Year	Club	W	L	ERA	G	GS	CG	SHO	SV	IP	H	R	ER	HR	HP	BB	SO	WP	BK
2018	GCL Yankees West	1	0	3.60	10	0	0	0	1	15.0	15	7	6	2	1	4	20	0	0
2019	Pulaski	2	1	1.88	11	0	0	0	0	28.2	15	6	6	1	4	5	32	0	0
	Staten Island	0	0	6.97	5	0	0	0	1	10.1	12	9	8	2	1	1	11	1	0
2020																			
Did Not Pitch - COVID-19 Pandemic																			
2021	Tampa	3	2	2.22	11	4	0	0	0	28.1	25	16	7	1	1	9	34	1	0
	Hudson Valley	1	1	3.38	6	2	0	0	1	18.2	11	8	7	2	0	6	22	0	0
	Scranton/WB	2	0	1.07	6	4	1	1	0	25.1	15	3	3	1	4	4	25	1	0
	Somerset	2	0	1.32	4	0	0	0	0	13.2	13	5	2	0	4	3	17	1	0
2022	Somerset	8	4	3.75	19	19	0	0	0	108.0	91	52	45	15	8	20	117	4	1
	Scranton/WB	5	1	3.61	9	8	0	0	0	47.1	47	19	19	10	2	14	43	1	0
2023	Scranton/WB	2	3	6.69	9	9	0	0	0	35.0	44	29	26	7	9	12	36	2	0
2024	FCL Yankees	0	0	12.00	2	2	0	0	0	3.0	8	4	4	0	0	0	3	0	0
	Hudson Valley	1	0	1.29	4	0	0	0	0	7.0	6	1	1	1	2	2	7	0	0
	Somerset	3	1	3.27	10	0	0	0	1	11.0	4	4	4	1	0	3	12	0	0
Minor League Totals		30	13	3.54	106	48	1	1	4	351.1	306	163	138	43	36	82	379	11	1

BREWER, Colten – RHP

HT: 6-4; **WT:** 234; **B:** R; **T:** R; **BORN:** 10/29/92 in Dallas, Tex.; **RESIDES:** Canton, Tex.; **OBTAINED:** Signed by the Yankees as a minor league free agent on 12/14/24; **M.L. SVC:** 3.063; **CAREER NOTES:** Was originally selected by Pittsburgh in the fourth round of the 2011 First-Year Player Draft...has spent parts of six MLB seasons with San Diego (2018), Boston (2019-21), Yankees (2023) and Chicago-NL (2024), going 2-5 with one save and a 5.10 ERA (120.0IP, 139H, 77R/68ER, 70BB, 114K, 16HR) in 100 appearances (4GS)...has made two career Opening Day starters with Boston (2019-20)...**2024:** In 16 appearances with Triple-A Iowa, went 0-3 with four saves and a 2.00 ERA (18.0IP, 12H, 7R/4ER, 8BB, 20K, 2HR)...made his season debut with the Cubs on 4/19 vs. Miami...in 16 relief outings with Chicago-NL, posted a 5.66 ERA with one save (20.2IP, 24H, 16R/13ER, 9BB, 22K, 1HR)...was placed on the 15-day IL on 5/14 with a low back strain and was reinstated on 6/11...was placed on the 60-day IL on 7/7 with a left hand fracture, missing the remainder of the season...elected free agency on 11/4...**2023:** Was acquired by the Yankees from Tampa Bay in exchange for cash considerations on 3/30...made three appearances with the Yankees, posting a 4.32 ERA (8.1IP, 6H, 4R/ER, 3BB, 4K, 3HR)...was DFAed on 4/14 and outrighted to Scranton/WB on 4/17...made 15 appearances (two starts) with Triple-A Scranton/WB, posting a 1.35 ERA (20.0IP, 8H, 4R/3ER, 6BB, 23K, 2HR)...was released on 7/7...signed with the Hanshin Tigers in the Nippon Professional Baseball Central League, going 0-1 with a 2.19 ERA (12.1IP, 6H, 5R/3ER, 6BB, 16K, 1HR) in 14 appearances...signed with Chicago-NL as a minor league free agent on 12/23...**2022:** Signed with Kansas City as a minor league free agent on 1/23...spent the entire season with Triple-A Omaha, going 1-1 with one save and a 4.76 ERA (39.2IP, 36H, 21R/ER, 18BB, 42K, 7HR) in 36 appearances...was released on 8/3...signed with Tampa Bay as a minor league free agent on 12/11...**2021:** Re-signed with Boston on a minor league contract on 3/30...made 15 combined appearances (one start) with Triple-A Worcester and the FCL Red Sox, going 2-1 with one save and a 4.26 ERA (25.1IP, 22H, 12R/ER, 12BB, 27K, 2HR)...made one appearance with the Red Sox, allowing 4HR in 1.0IP (4H, 3BB, 1K) on 5/31 at Houston...was DFAed on 6/3 and outrighted to Worcester on 6/7...declared free agency on 11/7...**2020:** Made his second career Opening Day roster and spent the entire season with Boston, going 0-3 with a 5.61 ERA (25.2IP, 31H, 17R/16ER, 14BB, 25K, 6HR) in 11G/4GS...was placed on the 10-day IL with a strained middle finger on 9/1 and transferred to the 60-day injured list on 9/11, missing the remainder of the season...**2019:** Made his first career Opening Day roster...in 58 relief appearances with the Red Sox, went 1-2 with a 4.12 ERA (54.2IP, 59H, 26R/25ER, 34BB, 52K, 6HR)...in 9G with Triple-A Pawtucket, went 2-3 with a 4.91 ERA (11.0IP, 14H, 9R/6ER, 7BB, 10K, 2HR)...**2018:** Spent the majority of the season with Triple-A El Paso, going 3-4 with three saves and a 3.75 ERA (48.0IP, 40H, 24R/20ER, 15BB, 63K, 3HR) in 37 relief outings...made his MLB debut with San Diego on 4/12 vs. San Francisco, tossing 0.2IP in relief (4H, 4R/0ER, 2BB, 1K)...struck out Chris Stratton in the sixth inning for his first career strikeout...was placed on the 10-day D.L. with a strained left oblique on 7/23 and was reinstated on 8/28...over 11 appearances with the Padres, went 1-0 with a 5.59 ERA (9.2IP, 15H, 10R/6ER, 7BB, 10K, 0HR)...was acquired by the Boston Red Sox in exchange for INF Esteban Quiroz on 11/20...**2017:** In 41 combined appearances with Single-A Tampa, Double-A Trenton and Triple-A Scranton/WB, went 3-1 with 14 saves and a 2.82 ERA (60.2IP, 57H, 26R/19ER, 16BB, 69K, 2HR)...among Yankees farmhands, was tied for second in saves and tied for third in appearances...declared minor league free agency on 11/6...signed with San Diego as a minor league free agent on 11/21...**2016:** Spent the season with Single-A Bradenton, going 3-7 with two saves and a 4.09 ERA (70.1IP, 82H, 45R/32ER, 27BB, 66K, 5HR) in 18 appearances (13 starts)...was 3-7 with a 4.22 ERA (64.0IP, 30ER) as a starter and recorded two saves and a 2.84 ERA (6.1IP, 2ER) as a reliever...was acquired by the Yankees from the Pittsburgh Pirates in the Triple-A phase of the 2016 Rule 5 Draft on 12/8/16...**2015:** In 22 starts for Single-A West Virginia, posted a 5-9 record and 4.90 ERA (119.1IP, 118H, 70R/65ER, 37BB, 99K, 9HR)...**2014:** Did not pitch...**2013:** Made three starts for short-season Single-A Jamestown and was 2-0 with a 3.29 ERA (13.2IP, 16H, 6R/5ER, 5BB, 6K, 1HR)...**2012:** Made his professional debut with the GCL Pirates, going 1-3 with a 3.24 ERA (25.0IP, 24H, 12R/9ER, 9BB, 18K, 3HR) in eight games (six starts)...**PERSONAL:** Graduated from Canton H.S. (Tex.), where he played baseball and football.

Brewer's Career Pitching Record

Year	Club	W	L	ERA	G	GS	CG	SHO	SV	IP	H	R	ER	HR	HP	BB	SO	WP	BK
2012	GCL Pirates	1	3	3.24	8	6	0	0	0	25.0	24	12	9	3	2	9	18	1	0
2013	Jamestown	2	0	3.29	3	3	0	0	0	13.2	16	6	5	1	2	5	6	3	0
2014																			
Did Not Pitch																			
2015	West Virginia	5	9	4.90	22	22	0	0	0	119.1	118	70	65	9	10	37	99	12	1
2016	Bradenton	3	7	4.09	18	13	0	0	2	70.1	82	45	32	5	5	27	66	9	0
2017	Tampa	0	0	0.00	6	0	0	0	2	9.1	3	0	0	0	1	1	15	2	0
	Trenton	3	1	1.31	29	0	0	0	11	41.1	37	10	6	0	1	11	43	3	0
	Scranton/WB	0	0	11.70	6	0	0	0	1	10.0	17	16	13	2	1	4	11	7	0
2018	El Paso	3	4	3.75	37	0	0	0	3	48.0	40	24	20	3	1	15	63	5	1
	SAN DIEGO	1	0	5.59	11	0	0	0	0	9.2	15	10	6	0	0	7	10	1	0
2019	BOSTON	1	2	4.12	58	0	0	0	0	54.2	59	26	25	6	2	34	52	9	0
	Pawtucket	2	3	4.91	9	0	0	0	0	11.0	14	9	6	2	2	7	10	3	0
2020	BOSTON	0	3	5.61	11	4	0	0	0	25.2	31	17	16	6	1	14	25	1	0
2021	Worcester	1	1	4.00	11	0	0	0	1	18.0	15	8	8	2	0	9	18	2	0
	BOSTON	0	0	36.00	1	0	0	0	0	1.0	4	4	4	0	0	3	1	0	0
	FCL Red Sox	1	0	4.91	4	1	0	0	0	7.1	7	4	4	0	2	3	9	2	0
2022	Omaha	1	1	4.76	36	0	0	0	1	39.2	36	21	21	7	2	18	42	2	0
2023	YANKEES	0	0	4.32	3	2	0	0	0	8.1	6	4	4	3	1	3	4	1	0
	Scranton/WB	0	0	1.35	15	0	0	0	0	20.0	8	4	3	2	2	6	23	0	0
	Hanshin	0	1	2.19	14	0	0	0	0	12.1	6	5	3	1	0	6	16	1	0
2024	Iowa	0	3	2.00	16	0	0	0	4	18.0	12	7	4	2	1	8	20	1	0
	CHICAGO-NL	0	0	5.66	16	0	0	0	1	20.2	24	16	13	1	1	9	22	1	0
Minor League Totals		22	32	3.91	220	47	0	0	25	451.0	429	236	196	38	32	160	443	52	2
Major League Totals		2	5	5.10	100	4	0	0	1	120.0	139	77	68	16	5	70	114	13	0



BRIAN, Will – LHP

HT: 6-11; **WT:** 220; **B:** L; **T:** L; **BORN:** 4/25/99 in Louisville, Ky; **RESIDES:** Smithfield, Ky; **COLLEGE:** Eastern Kentucky University; **OBTAINED:** Selected by the Yankees in the 10th round of the 2022 First-Year Player Draft; **M.L. SVC:** 0.000; **PERSONAL:** Played collegiate baseball at Eastern Kentucky (2018-22)...ranked third in the nation with 15 saves with Eastern Kentucky University, going 3-0 with a 1.83 ERA (39.1IP, 8ER) and 53K in 2022...was named a NCBAW First Team All-American and ABCA Third Team All-American in 2022, while also earning All-ASUN Conference First Team honors as a relief pitcher...ranked by D1Baseball.com as the sixth-best reliever in the nation.

BRÍÑEZ, Saul – RHP

HT: 6-3; **WT:** 170; **B:** R; **T:** R; **BORN:** 11/10/04 in Santa Rita, Venezuela; **RESIDES:** Santa Rita, Venezuela; **OBTAINED:** Signed by the Yankees as a non-drafted free agent on 2/24/23; **M.L. SVC:** 0.000.

BURGOS, Luis – RHP

HT: 6-2; **WT:** 186; **B:** R; **T:** R; **BORN:** 9/6/05 in Santo Domingo, D.R.; **RESIDES:** Santo Domingo, D.R.; **OBTAINED:** Signed by the Yankees as a non-drafted free agent on 6/2/24; **M.L. SVC:** 0.000.

BUSTAMANTE, Alex – RHP

HT: 6-2; **WT:** 200; **B:** R; **T:** R; **BORN:** 6/22/00 in Tucson, Ariz.; **RESIDES:** Tucson, Ariz.; **COLLEGE:** New Mexico State University; **OBTAINED:** Signed by the Yankees as a non-drafted free agent on 7/25/22; **M.L. SVC:** 0.000.

CAPELLÁN, Justin – C

HT: 5-10; **WT:** 180; **B:** R; **T:** R; **BORN:** 7/18/06 in Bonao, D.R.; **RESIDES:** Bonao, D.R.; **OBTAINED:** Signed by the Yankees as a non-drafted free agent on 12/15/23; **M.L. SVC:** 0.000; **CAREER NOTES:** 2024: Made his professional debut, splitting the season between the DSL Yankees and DSL Bombers...combined to hit .242 (31-for-128) with 16R, 12 doubles, 1HR, 25RBI, 17BB and 11SB in 41 games...began the season with the DSL Yankees, batting .225 (20-for-89) with 7R, 9 doubles, 15RBI, 15BB and 7SB in 30 games...joined the DSL Bombers on 8/2 and hit .282 (11-for-39) with 9R, 3 doubles, 1HR, 10RBI, 2BB and 4SB in 11 games.

CARR, Kyle – LHP

HT: 6-4; **WT:** 185; **B:** L; **T:** L; **BORN:** 5/6/02 in La Jolla, Calif.; **RESIDES:** San Marcos, Calif.; **COLLEGE:** Palomar College (Calif.); **OBTAINED:** Selected by the Yankees in the third round of the 2023 First-Year Player Draft; **M.L. SVC:** 0.000; **CAREER NOTES:** 2024: Made his professional debut with High-A Hudson Valley and went 1-8 with a 4.76 ERA (104.0IP, 97H, 70R/55ER, 55BB, 95K, 5HR) in 24 starts...2023: Did not pitch...following the season, was tabbed by *Baseball America* as the Yankees' No. 10 prospect...**PERSONAL:** Full name is Kyle Isaiah Carr...pitched one season (2023) at Palomar College (Calif) after two seasons (2021-22) at the University of San Diego...was a two-way player at Palomar...was named the ABCA West Region "Pitcher of the Year" before being named the ABCA "Pitcher of the Year" after going 12-1 with a 2.31 ERA (78.0IP, 20ER) in 15 games (14 starts) for the Comets in 2023...graduated from San Marcos H.S. (Calif) in 2020.

CARRASCO, Carlos – RHP**NON-ROSTER INVITEE**

HT: 6-4; **WT:** 224; **B:** R; **T:** R; **BORN:** 3/21/87 in Barquisimeto, Venezuela; **RESIDES:** Tampa, Fla.; **OBTAINED:** Signed by the Yankees as a minor league free agent on 2/1/25; **M.L. SVC:** 13.147; **CAREER NOTES:** Has spent parts of 15 Major League seasons with Cleveland (2009-20, '24) and the New York Mets (2021-23), going 110-103 with two saves, 11 complete games (four shutouts) and a 4.14 ERA (1,641.2IP, 1,612H, 796R/756ER, 451BB, 1,662K, 211HR) in 324 games (277 starts)...was the 2019 Roberto Clemente Award winner with Cleveland...has the third-highest SO/9.0IP ratio (9.32, min. 1,000IP) and the fourth-most strikeouts (1,394) in Cleveland franchise history...also owns the fourth-most strikeouts in Major League history among Venezuelan-born players...was awarded the 2019 American League Comeback Player of the Year Award...2024: Signed with the Guardians as a minor league free agent on 1/31...was signed and selected to the active roster on 3/28...in 21 starts with Cleveland, went 3-10 with a 5.64 ERA (103.2IP, 112H, 68R/65ER, 33BB, 89K, 19HR)...allowed 3ER-or-fewer in 14 of his 21 starts...marked his eighth season of at least 20 starts (also 2011, '15-18, '22-24)...was placed on the 15-day injured list from 5/18-6/2 with acute neck spasms...was then placed on the 15-day injured list from 8/8-9/17 with a left hip strain...was designated for assignment on 9/17 and outrighted to Triple-A Columbus on 9/20, making one start for the Clippers (3.2IP, 4H, 1R/ER, 1BB, 3K, 1HR)...elected free agency on 10/21...2023: Made 20 starts with the Mets, going 3-8 with a 6.80 ERA (90.0IP, 115H, 71R/68ER, 38BB, 66K, 18HR)...was placed on the 15-day injured list on 4/18 (retro. to 4/16) with right elbow inflammation and was reinstated on 5/19...made two rehab appearances with Double-A Binghamton, posting a 1.29 ERA (7.0IP, 5H, 1R/ER, 2BB, 5K, 0HR)...recorded his 300th career appearance on 8/8 vs. Chicago-NL...was placed on the 15-day injured list from 9/2-10/2 with a right pinky finger fracture...2022: Spent the entire season with New York-NL, going 15-7 with a 3.97 ERA (152.0IP, 161H, 71R/67ER, 41BB, 152K, 17HR) in 29 starts...was tied for fifth among NL pitchers in wins...became the eighth Venezuelan-born player to reach 100 career wins after getting the victory on 7/30 at Miami...allowed 3ER-or-fewer in 22 of his 29 starts...2021: Was acquired by the Mets from Cleveland along with INF Francisco Lindor in exchange for OF Isaiah Greene, RHP Josh Wolf, INF Andrés Giménez and INF Amed Rosario on 1/7...missed the first three months of the season with a Grade 1 hamstring strain...made three rehab starts with High-A Brooklyn and Triple-A Syracuse...made his Mets debut on 7/30 vs. Cincinnati...was placed on the 15-day injured list from 8/16-9/4 with a left oblique strain...in 12 starts with the Mets, went 1-5 with a 6.04 ERA (53.2IP, 59H, 39R/36ER, 18BB, 50K, 12HR)...2020: Went 3-4 with a 2.91 ERA (68.0IP, 55H, 22R/ER, 27BB, 82K, 8HR) in 12 starts for Cleveland...among American League pitchers, ranked third in quality starts (nine), fourth in SO/9.0IP (10.85), seventh in ERA, eighth in innings pitched, H/9.0IP (7.28) and groundball percentage (46.1%), ninth in opponents' BA (.221) and 10th in opponents' SLG (.361)...allowed 3R-or-fewer in 11 of his 12 starts...2019: In 23 appearances (12 starts) with Cleveland, went 6-7 with one save, one shutout and a 5.29 ERA (80.0IP, 92H, 48R/47ER, 16BB, 96K, 18HR)...was named the Roberto Clemente Award winner and AL Comeback Player of the Year...returned to pitch in relief in the final month of the season after being diagnosed with chronic myeloid leukemia in early June...recorded 12K in 5.0IP on 4/6 vs. Toronto, becoming the first Cleveland pitcher in the Modern Era (since 1900) to collect at least 12K in 5.0IP-or-less...made four rehab appearances with Double-A Akron and Triple-A Columbus, posting a 1.80 ERA (5.0IP, 2H, 1R/ER, 2BB, 8K, 0HR)...2018: Recorded his third career season of at least 30 starts (also 2015 and '17), going 17-10 with a 3.38 ERA and two complete games (192.0IP, 173H, 78R/72ER, 43BB, 231K, 21HR) over 32 games (30 starts) with Cleveland...set a career high in strikeouts...ranked among AL pitchers in strikeouts (fourth), wins (tied for fourth), opponents' OBP (.285, sixth), ERA (eighth), innings pitched (ninth), and opponents' SLG (.384, 10th) and opponents' OPS (.669, 10th)...became the fifth Cleveland pitcher to record at least three seasons of at least 20K, joining Sam McDowell (six), Corey Kluber (five), Bob Feller (five) and Gaylord Perry (three)...recorded his 1,000th career strikeout on 7/11 vs. Cincinnati...appeared in one rehab game for Double-A Akron (4.0IP, 1H, 0R, 1BB, 4K, 1HP) after being placed on the 10-day disabled list from 6/17-7/6 with a right elbow contusion...2017: Set career highs in wins, innings pitched and starts after going 18-6 with a 3.29 ERA (200.0IP, 173H, 73R/



ER, 46BB, 226K, 21HR) in 32 starts with Cleveland...placed fourth in AL Cy Young award voting...was tied for first among AL pitchers in wins, ranked third in SO/BB ratio (4.91), fourth in BB/9.OIP (2.07), fifth in strikeouts, opponents' OBP (.287) and SO/9.OIP (10.17), seventh in opponents' BA (.235) and opponents' OPS (.674), eighth in opponents' SLG (.386) and ninth in groundball percentage (46.8%)...along with RHP Corey Kluber, became the first set of teammates and the sixth in the Modern Era (since 1900) since the 2001-02 Arizona Diamondbacks (Randy Johnson/Curt Schilling) to accumulate at least 18 wins and 220 strikeouts within the same season...the duo also joined the 1973 California Angels (Nolan Ryan/Bill Singer), 1971-72 Detroit Tigers (Mickey Lolich/Joe Coleman), 1965 Philadelphia Phillies (Jim Bunning/Chris Short) and 1963-64 Los Angeles Dodgers (Don Drysdale/Sandy Koufax)...**2016:** In 25 starts with Cleveland, went 11-8 with one shutout and a 3.32 ERA (146.1IP, 134H, 64R/54ER, 34BB, 150K, 21HR) ...was placed on the 15-day disabled list from 4/25-6/2 with a strained left hamstring...was placed on the 60-day disabled list on 9/30 and missed the rest of the season with a broken right hand...made one rehab start with Double-A Akron (4.0IP, 7H, 2R/1ER, 1BB, 6K, 1HR)...**2015:** Recorded his first career 30-start season after going 14-12 with three complete games (one shutout) and a 3.63 ERA (183.2IP, 154H, 75R/74ER, 43BB, 216K, 18HR) in 30 starts with Cleveland...ranked fifth among AL pitchers in opponents' OBP (.277), was tied for fifth in strikeouts, sixth in opponents' OPS (.646), seventh in opponents' BA (.228), tied for eighth in wins and ninth in opponents' SLG (.269)...recorded a career-high 15K on 9/25 at Kansas City (1W, 1SHO, 9.0IP, 1H, 0R, 2BB)...**2014:** Spent the entire season with Cleveland, going 8-7 with one save, one complete game (one shutout) and a 2.55 ERA (134.0IP, 103H, 40R/38ER, 29BB, 140K, 7HR) in 40 appearances (14 starts)...became the first Cleveland pitcher since Rod Nichols in 1991 to post a save and a shutout within the same season...**2013:** Went 1-4 with a 6.75 ERA (46.2IP, 64H, 36R/35ER, 18BB, 30K, 4HR) in 15 games (seven starts) with Cleveland...also appeared in 16 games (14 starts) with Triple-A Columbus, going 3-1 with one save and a 3.14 ERA (71.2IP, 59H, 31R/25ER, 21BB, 79K, 6HR)...signed a one-year Major League contract on 3/9...**2012:** Missed the entire season after recovering from right elbow surgery...**2011:** Made 21 starts with Cleveland, going 8-9 with one complete game and a 4.62 ERA (124.2IP, 130H, 68R/64ER, 40BB, 85K, 15HR)...was placed on the 15-day disabled list from 4/25-5/11 with right elbow inflammation...made one rehab start with Double-A Akron (3.2IP, 4H, 4R/ER, 3BB, 3K, 1HR, 1HP)...was placed on the 15-day disabled list on 8/4 and transferred to the 60-day disabled list on 9/6 after undergoing "Tommy John" surgery, missing the rest of the season...**2010:** Made seven starts with Cleveland, going 2-2 with one complete game and a 3.83 ERA (44.2IP, 47H, 20R/19ER, 14BB, 38K, 6HR)...earned his first career Major League win on 9/17 at Kansas City (6.0IP, 8H, 3R/ER, 1BB, 6K, 2HR)...spent the majority of the season with Triple-A Columbus, going 10-6 with a 3.65 ERA (150.1IP, 139H, 69R/61ER, 46BB, 133K, 16HR) in 25 starts...among qualified Cleveland farmhands, ranked second in strikeouts and innings pitched, was tied for fourth in wins, fifth in winning percentage (.625) and tied for seventh in starts...enetrred the season as the No. 8 prospect in Cleveland's organization according to *Baseball America*...**2009:** Made his Major League debut with Cleveland, going 0-4 with a 8.87 ERA (22.1IP, 40H, 23R/22ER, 11BB, 11K, 6HR) in five starts...began the season in the Phillies organization, going 6-9 with a 5.18 ERA (114.2IP, 118H, 73R/66ER, 38BB, 112K, 14HR) in 20 starts with Triple-A Lehigh Valley...was acquired by Cleveland from the Philadelphia Phillies along with INF Jason Donald, C Lou Marson and RHP Jason Knapp in exchange for LHP Cliff Lee and OF Ben Francisco on 7/29...made six starts with Triple-A Columbus, going 5-1 with a 3.19 ERA (42.1IP, 31H, 18R/15ER, 7BB, 36K, 3HR)...made his Major League debut on 9/1 at Detroit...entered the season as the No. 2 prospect in the Phillies organization and the No. 52 prospect overall according to *Baseball America*...**2008:** Made 26 combined appearances (25 starts) with Double-A Reading and Triple-A Lehigh Valley, going 9-9 with one complete game and a 3.69 ERA (151.1IP, 146H, 73R/62ER, 58BB, 155K, 14HR)...among qualified Phillies farmhands, ranked second in strikeouts, was tied for third in wins, fifth in innings pitched, tied for fifth in starts, ninth in opponents' BA (.253) and 10th in ERA...was named an Eastern League Mid-Season All-Star...was selected to the MLB Futures Game...**2007:** Split the season between Single-A Clearwater and Double-A Reading to go 12-6 with two shutouts and a 3.86 ERA (140.0IP, 114H, 64R/60ER, 68BB, 102K, 17HR) in 26 games (25 starts)...ranked among qualified Phillies minor leaguers in shutouts (tied for first), wins (tied for second), complete games (tied for fourth), starts (tied for fourth), winning percentage (.667, tied for sixth), opponents' BA (.224, seventh), innings pitched (seventh) and strikeouts (10th)...was named a Florida State League Mid-Season All-Star...was selected to the MLB Futures Game...was named the Eastern League's "Pitcher of the Week" for from 8/20-26...following the season, was ranked as the No. 1 prospect in the Phillies organization and the No. 54 prospect overall according to *Baseball America*...**2006:** Spent the entire season with Single-A Lakewood, going 12-6 with two complete games and a 2.26 ERA (159.1IP, 103H, 50R/40ER, 65BB, 159K, 6HR) in 26 starts...was selected to the MLB Futures Game...was named a South Atlantic League Mid-Season and Postseason All-Star...following the season, was ranked as the No. 1 prospect in the Phillies organization and the No. 41 prospect overall according to *Baseball America*...**2005:** Went 1-10 with one complete game and a 7.92 ERA (83.0IP, 110H, 76R/73ER, 34BB, 60K, 19HR) in 19 combined starts with Single-A Lakewood, short-season Single-A Batavia and the GCL Phillies...**2004:** Made his professional debut, going 5-4 with a 3.56 ERA (48.0IP, 53H, 23R/19ER, 15BB, 34K, 2HR) in 11 games (eight starts) with the GCL Phillies...**PERSONAL:** Was originally signed as a non-drafted free agent by the Philadelphia Phillies on 11/25/03...nicknamed "Cookie"...was partnered up with the Mets and Northwell Health for his Cookie's Kids program where each month, Carlos connects with two patients from Cohen Children's Medical Center by visiting them in the hospital or inviting them to Citi Field for the afternoon to share his inspiring story of overcoming cancer...as part of the day at the stadium, Carrasco brings families on the field and into the dugout and bullpen...the kids enjoy lunch with Carlos and receive shirts, gift bags and tickets to a future Mets game...as a member of the Guardians, every other Sunday in the 2019 offseason, Carlos and his wife, Karry, funded, assembled and distributed 500 lunches to the homeless from the front porch of their home in the Tampa area...in 2019, he set up scholarship donations for single moms and veterans based out of Tampa's MacDill Air Force Base...frequented Cleveland Stepstone Academy's 'Carlos Carrasco Major League Reading Corner', where he reads to students and discusses the importance of childhood literacy...traveled to Africa in November 2018, distributing shoes, shirts and backpacks to underprivileged children in addition to multiple efforts in his native Venezuela...formed the Carlos Carrasco Foundation in 2015, raising millions over the years for the benefit of those in need in Venezuela, the Dominican Republic and Puerto Rico.



Carrasco's Career Pitching Record

Year	Club	W	L	ERA	G	GS	CG	SHO	SV	IP	H	R	ER	HR	HP	BB	SO	WP	BK
2004	GCL Phillies	5	4	3.56	11	8	0	0	0	48.0	53	23	19	2	3	15	34	2	0
2005	Lakewood	1	7	7.04	13	13	1	0	0	62.2	78	50	49	11	9	28	46	1	1
	Batavia	0	3	13.50	4	4	0	0	0	15.1	29	25	23	8	2	5	12	3	1
	GCL Phillies	0	0	1.80	2	2	0	0	0	5.0	3	1	1	0	2	1	2	0	1
2006	Lakewood	12	6	2.26	26	26	2	0	0	159.1	103	50	40	6	9	65	159	12	2
2007	Clearwater	6	2	2.84	12	12	1	1	0	69.2	49	22	22	8	6	22	53	2	0
	Reading	6	4	4.86	14	13	1	1	0	70.1	65	42	38	9	5	46	49	0	2
2008	Reading	7	7	4.32	20	19	1	0	0	114.2	109	58	55	13	6	45	109	8	1
	Lehigh Valley	2	2	1.72	6	6	0	0	0	36.2	37	15	7	1	1	13	46	2	1
2009	Lehigh Valley	6	9	5.18	20	20	0	0	0	114.2	118	73	66	14	7	38	112	3	0
	Columbus	5	1	3.19	6	6	0	0	0	42.1	31	18	15	3	0	7	36	2	0
	CLEVELAND	0	4	8.87	5	5	0	0	0	22.1	40	23	22	6	0	11	11	0	1
2010	Columbus	10	6	3.65	25	25	0	0	0	150.1	139	69	61	46	7	46	133	1	0
	CLEVELAND	2	2	3.83	7	7	1	0	0	44.2	47	20	19	6	1	14	38	1	0
2011	CLEVELAND	8	9	4.62	21	21	1	0	0	124.2	130	68	64	15	4	40	85	3	0
	Akron	0	0	9.82	1	1	0	0	0	3.2	4	6	4	1	1	3	3	1	0
2012	Did Not Pitch - Injured																		
2013	CLEVELAND	1	4	6.75	15	7	0	0	0	46.2	64	36	35	4	1	18	30	2	0
	Columbus	3	1	3.14	16	14	0	0	1	71.2	59	31	25	6	6	21	79	1	0
2014	CLEVELAND	8	7	2.55	40	14	1	1	1	134.0	103	40	38	7	3	29	140	4	0
2015	CLEVELAND	14	12	3.63	30	30	3	1	0	183.2	154	75	74	18	5	43	216	5	0
2016	CLEVELAND	11	8	3.32	25	25	1	1	0	146.1	134	64	54	21	3	34	150	4	1
	Akron	0	0	2.25	1	1	0	0	0	4.0	7	2	1	1	0	1	6	1	0
2017	CLEVELAND	18	6	3.29	32	32	1	0	0	200.0	173	73	73	21	10	46	226	10	0
2018	CLEVELAND	17	10	3.38	32	30	2	0	0	192.0	173	78	72	21	6	43	231	9	0
	Akron	0	0	0.00	1	1	0	0	0	4.0	1	0	0	0	1	1	4	0	0
2019	CLEVELAND	6	7	5.29	23	12	1	1	1	80.0	92	48	47	18	2	16	96	2	0
	Akron	0	0	0.00	2	0	0	0	0	2.2	0	0	0	0	0	1	5	0	0
	Columbus	0	0	3.86	2	0	0	0	0	2.1	2	1	1	0	0	1	3	0	0
2020	CLEVELAND	3	4	2.91	12	12	0	0	0	68.0	55	22	22	8	2	27	82	6	0
2021	Brooklyn	0	0	0.00	1	1	0	0	0	2.0	1	0	0	0	0	0	2	0	0
	Syracuse	0	1	9.64	2	2	0	0	0	4.2	5	5	5	3	0	3	7	0	0
	NEW YORK-NL	1	5	6.04	12	12	0	0	0	53.2	59	39	36	12	0	18	50	1	0
2022	NEW YORK-NL	15	7	3.97	29	29	0	0	0	152.0	161	71	67	17	8	41	152	5	0
2023	NEW YORK-NL	3	8	6.80	20	20	0	0	0	90.0	115	71	68	18	6	38	66	3	1
	Binghamton	0	0	1.29	2	2	0	0	0	7.0	5	1	1	0	0	2	5	0	0
2024	CLEVELAND	3	10	5.64	21	21	0	0	0	103.2	112	68	65	19	5	33	89	5	0
	Akron	0	1	6.00	1	1	0	0	0	3.0	3	2	2	0	0	0	3	0	1
	Columbus	0	0	2.45	1	1	0	0	0	3.2	4	1	1	1	0	1	3	0	0
Minor League Totals		63	45	3.93	189	178	6	2	1	997.2	905	493	436	103	65	365	911	39	10
Major League Totals		110	103	4.14	324	277	11	4	2	1641.2	1612	796	756	211	56	451	1662	60	3

CARRERA, David – OF

HT: 6-3; WT: 180; B: R; T: R; BORN: 9/7/06 in Caracas, Venezuela; RESIDES: Cartagena, Colombia; OBTAINED: Signed by the Yankees as a non-drafted free agent on 1/17/24; M.L. SVC: 0.000.

CARTER, Greysen – RHP

HT: 6-5; WT: 250; B: S; T: R; BORN: 12/15/02 in Louisville, Colo.; RESIDES: Nashville, Tenn.; COLLEGE: Vanderbilt University; OBTAINED: Selected by the Yankees in the fifth round of the 2024 First-Year Player Draft; M.L. SVC: 0.000; PERSONAL: Full name is Greysen Steven Carter...in three seasons at Vanderbilt University (2022-24), went 6-3 with three saves and a 5.62 ERA (73.2IP, 58H, 51R/46ER, 69BB, 67K, 8HR) in 36 appearances (11 starts).

CASTILLO, Isaías – OF

HT: 5-11; WT: 190; B: R; T: R; BORN: 6/15/08 in Santo Domingo, D.R.; RESIDES: Santo Domingo, D.R.; OBTAINED: Signed by the Yankees as a non-drafted free agent on 1/24/25; M.L. SVC: 0.000; PERSONAL: Was ranked the No. 76 prospect by Baseball America in the 2025 international signing class.

CASTILLO, Jackson – OF

HT: 6-0; WT: 195; B: L; T: L; BORN: 5/2/03 in Murietta, Calif.; RESIDES: Henderson, Nev.; COLLEGE: College of Southern Nevada; OBTAINED: Signed by the Yankees as a non-drafted free agent on 8/2/23; M.L. SVC: 0.000; CAREER NOTES: 2024: Split the season between Single-A Tampa and High-A Hudson Valley, combining to hit .268 (91-for-340) with 62R, 21 doubles, 3 triples, 9HR, 52RBI, 66BB, 80K and 21SB in 103 games...began the season with Single-A Tampa, batting .256 (69-for-270) with 51R, 17 doubles, 1 triple, 7HR, 32RBI, 58BB and 16SB in 82 games...was promoted to High-A Hudson Valley on 8/6, hitting .314 (22-for-70) with 11R, 4 doubles, 2 triples, 2HR, 20RBI, 8BB, and 5SB in 21 games...was named a Florida State League Postseason All-Star with Tampa...2023: Made his professional debut, splitting the season between the FCL Yankees and Single-A Tampa, combining to hit .224 (115-for-67) with 16R, 1 double, 1 triple, 1HR, 12RBI, 16BB and 2SB in 19 games...began his career with the FCL Yankees, batting .276 (8-for-29) with 12R, 1 double, 1 triple, 6RBI, 11BB and 1SB in nine games...was promoted to Single-A Tampa on 8/27, where he hit .184 (7-for-38) with 4R, 1HR, 6RBI, 5BB and 1SB in 10 games...PERSONAL: Full name is Jackson Martin Castillo.

CASTILLO, Rubén – OF

HT: 5-9; WT: 168; B: L; T: L; BORN: 1/4/08 in San Pedro de Macoris, D.R.; RESIDES: San Pedro de Macoris, D.R.; OBTAINED: Signed by the Yankees as a non-drafted free agent on 1/24/25; M.L. SVC: 0.000; PERSONAL: Was ranked as the No. 27 prospect by Baseball America in the 2025 international signing class.



CASTRO, José – OF

HT: 6-2; **WT:** 176; **B:** R; **T:** R; **BORN:** 10/4/05 in Santo Domingo, D.R.; **RESIDES:** Santo Domingo, D.R.; **OBTAINED:** Signed by the Yankees as a non-drafted free agent on 5/5/23; **M.L. SVC:** 0.000.

CASTRO, Kervin – RHP

HT: 5-10; **WT:** 234; **B:** R; **T:** R; **BORN:** 2/7/99 in Maracay, Venezuela; **RESIDES:** Maracay, Venezuela; **OBTAINED:** Selected by the Yankees from the Houston Astros in the second round of the Triple-A phase of the 2023 Rule 5 Draft; **M.L. SVC:** 0.057; **CAREER NOTES:** Was originally signed by the San Francisco Giants as a non-drafted free agent on 7/2/15...over parts of two MLB seasons with San Francisco (2021-22) and Chicago-NL (2022), has gone 1-2 with a 4.91 ERA (25.2IP, 28H, 15R/14ER, 11BB, 24K, 3HR) in 20 career relief appearances...**2024:** Did not pitch recovering from "Tommy John" surgery...**2023:** Attended spring training with Detroit as a non-roster invitee...made 10 appearances with Triple-A Toledo, posting a 2.30 ERA (15V, 15.2IP, 14H, 5R/4ER, 9BB, 19K, 0HR)...was released by Detroit on 8/9...signed a minor league contract with Houston on 11/18...was selected by the Yankees from Houston in the second round of the Triple-A phase of the 2023 Rule 5 Draft on 12/6...**2022:** Combined with San Francisco and Chicago-NL to go 0-1 with a 10.22 ERA (12.1IP, 15H, 14ER, 7BB, 11K, 3HR) in 10 relief appearances...began the season with Triple-A Sacramento, going 0-4 with a 5.57 ERA (32.1IP, 31H, 21R/20ER, 24BB, 32K, 4HR) in 29 relief appearances...also made two relief outings with the Giants...was DFAed by the Giants on 8/1...was claimed off waivers by the Cubs and assigned to Triple-A Iowa on 8/2...on 8/3 was recalled by the Cubs and went 0-1 with a 7.59 ERA (10.2IP, 11H, 9ER, 5BB, 7K, 3HR) in eight relief appearances...made his Cubs debut in the seventh inning on 8/4 at St. Louis...was DFAed on 9/5 and outrighted to Iowa on 9/9...spent the rest of the season with Triple-A Iowa, going 2-0 with one save and a 1.32 ERA (13.2IP, 7H, 2ER, 7BB, 18K) in eight relief appearances...was signed by the Detroit Tigers as a minor league free agent on 12/12...**2021:** Saw his first MLB action with San Francisco, going 1-1 with a 0.00 ERA (13.1IP, 13H, 1R/0ER, 4BB, 13K) in 10 relief appearances...spent the majority of the season with Triple-A Sacramento, going 6-1 with one save, a 2.86 ERA (44.0IP, 14ER) and 60K in 30 relief appearances...made his MLB debut on 9/7 at Colorado (2.0IP, 2H, 1K)...struck out Ryan McMahon for his first career strikeout...earned his first career win on 9/24 at Colorado (2.0IP, 1H, 2K)...appeared in two games during the NLDS against Los Angeles-NL, pitching 1.1 hitless innings (2BB)...**2020:** Did not pitch due to the COVID-19 pandemic...**2019:** Spent the entire season with short-season Single-A Salem-Keizer, going 5-3 with a 2.66 ERA (67.2IP, 20ER) and 61K in 14 starts...was named the Northwestern League "Pitcher of the Week" for 7/29 - 8/4 after tossing six scoreless innings on 7/31 vs. Tri-City...was named a Northwestern League Mid-Season and Postseason All-Star...**2018:** Made just one appearance for the DSL Giants while recovering from "Tommy John" surgery...**2017:** Did not play due to injury...**2016:** Made his professional debut, going 3-1 with a 4.71 ERA (21.0IP, 11ER) and 25K in 13 games for the DSL Giants...**PERSONAL:** Full name is Kervin Alexander Castro.

CEDEÑO, Mani – INF

HT: 5-10; **WT:** 180; **B:** R; **T:** R; **BORN:** 8/14/08 in San Pedro de Macoris, D.R.; **RESIDES:** San Pedro de Macoris, D.R.; **OBTAINED:** Signed by the Yankees as a non-drafted free agent on 1/24/25; **M.L. SVC:** 0.000; **PERSONAL:** Was ranked as the No. 11 prospect by MLB Pipeline and the No. 15 prospect by *Baseball America* in the 2025 international signing class.

CENTENO, Kevin – LHP

HT: 6-2; **WT:** 189; **B:** L; **T:** L; **BORN:** 2/8/06 in Quibor, Venezuela; **RESIDES:** Quibor, Venezuela; **OBTAINED:** Signed by the Yankees as a non-drafted free agent on 1/23/25; **M.L. SVC:** 0.000.

CHARLES, Eddison – OF

HT: 6-4; **WT:** 182; **B:** R; **T:** R; **BORN:** 1/9/08 in Santo Domingo, D.R.; **RESIDES:** Santo Domingo, D.R.; **OBTAINED:** Signed by the Yankees as a non-drafted free agent on 1/24/25; **M.L. SVC:** 0.000.

CHIRINOS, Michell – RHP

HT: 6-2; **WT:** 187; **B:** R; **T:** R; **BORN:** 12/9/03 in Valencia, Venezuela; **RESIDES:** Valencia, Venezuela; **OBTAINED:** Signed by the Yankees as a non-drafted free agent on 12/13/22; **M.L. SVC:** 0.000.

CIRIACO, Alfred – INF

HT: 5-11; **WT:** 156; **B:** L; **T:** R; **BORN:** 10/5/06 in Puerto Plata, D.R.; **RESIDES:** Puerto Plata, D.R.; **OBTAINED:** Signed by the Yankees as a non-drafted free agent on 12/14/24; **M.L. SVC:** 0.000.

COBB, Owen – INF

HT: 6-2; **WT:** 195; **B:** R; **T:** R; **BORN:** 6/24/01 in Seattle, Wash.; **RESIDES:** Seattle, Wash.; **COLLEGE:** Stanford University; **OBTAINED:** Signed by the Yankees as a non-drafted free agent on 7/19/24; **M.L. SVC:** 0.000; **PERSONAL:** Was originally selected by the San Diego Padres in the 37th round of the 2019 First-Year Player Draft, but did not sign.

COHEN, Harrison – RHP

HT: 6-1; **WT:** 200; **B:** R; **T:** R; **BORN:** 5/28/99 in New Hyde Park, N.Y.; **RESIDES:** Syosset, N.Y.; **COLLEGE:** George Washington University (D.C.); **OBTAINED:** Signed by the Yankees as a non-drafted free agent on 8/15/22; **M.L. SVC:** 0.000; **CAREER NOTES:** **2024:** Following the season, played with the Salt River Rafters in the Arizona Fall League (3G, 2.2IP, 2H, 1R/1ER, 1BB, 4K, 0HR).

COLEMAN, Carson – RHP

HT: 6-2; **WT:** 190; **B:** R; **T:** R; **BORN:** 4/7/98 in Lexington, Ky.; **RESIDES:** St. Pete Beach, Fla.; **COLLEGE:** University of Kentucky; **OBTAINED:** Was received as a Rule 5 Draft return from Texas on 11/19; **M.L. SVC:** 1.000; **CAREER NOTES:** **2023:** Was selected by the Texas Rangers in the Major League phase of the 2023 Rule 5 Draft...**2022:** Combined with High-A Hudson Valley and Double-A Somerset to go 2-3 with 19 saves, a 2.13 ERA (63.1IP, 15ER) and 95K in 44 relief appearances...led all Yankees minor leaguers in saves and ranked fourth in appearances...was promoted to Somerset on 5/17 and went 2-3 with 15 saves, a 2.86 ERA (44.0IP, 14ER) and 69K in 35 relief appearances...his 15 saves with Somerset ranked third among Eastern League pitchers...following the season, was named a Postseason All-Star, earning Eastern League "Reliever of the Year" honors...**2021:** His 31 appearances with Low-A Tampa tied for sixth in the Low-A Southeast division...tied for fifth among Yankees minor leaguers with five saves...**PERSONAL:** Was signed by the Yankees as a non-drafted free agent on 6/14/20...was originally selected by the Tampa Bay Rays in the 33rd round of the 2019 First-Year Player Draft, but did not sign.



COLINA, Jhosneyker – RHP

HT: 5-11; **WT:** 150; **B:** R; **T:** R; **BORN:** 3/27/08 in Barlovento, Venezuela; **RESIDES:** Barlovento, Venezuela; **OBTAINED:** Signed by the Yankees as a non-drafted free agent on 1/23/25; **M.L. SVC:** 0.000.

COLMENARES, José – INF

HT: 5-11; **WT:** 185; **B:** R; **T:** R; **BORN:** 4/3/02 in Cerro la Guacara, Venezuela; **RESIDES:** Cerro la Guacara, Venezuela; **OBTAINED:** Signed by the Yankees as a non-drafted free agent on 7/2/18; **M.L. SVC:** 0.000.

CONTRERAS, Johan – C

HT: 6-1; **WT:** 227; **B:** R; **T:** R; **BORN:** 3/10/05 in Santo Domingo, D.R.; **RESIDES:** Santo Domingo, D.R.; **OBTAINED:** Signed by the Yankees as a non-drafted free agent on 2/3/22; **M.L. SVC:** 0.000.

CRUZ, Manuel – RHP

HT: 6-2; **WT:** 178; **B:** R; **T:** R; **BORN:** 2/18/06 in Baní, D.R.; **RESIDES:** Baní, D.R.; **OBTAINED:** Signed by the Yankees as a non-drafted free agent on 1/23/25; **M.L. SVC:** 0.000.

CUNNINGHAM, Bryce – RHP

HT: 6-4; **WT:** 235; **B:** R; **T:** R; **BORN:** 12/20/02 in Headland, Ala.; **RESIDES:** Nashville, Tenn.; **COLLEGE:** Vanderbilt University; **OBTAINED:** Selected by the Yankees in the second round of the 2024 First-Year Player Draft; **M.L. SVC:** 0.000; **CAREER NOTES:** 2024: Following the season, was tabbed by *Baseball America* as the Yankees' No. 5 prospect...**PERSONAL:** Full name is Bryce Allen Cunningham...pitched three seasons (2022-24) at Vanderbilt University, combining to go 11-8 with two complete games, one save and a 4.95 ERA (160.0IP, 135H, 102R/88ER, 71BB, 168K, 28HR) in 46 appearances (26 starts)...earned SEC "Pitcher of the Week" honors on 4/1...is a 2021 graduate of Headland High School (Ala.).

DAVIS, Brennen – OF

HT: 6-4; **WT:** 212; **B:** R; **T:** R; **BORN:** 11/29/99 in Chandler, Ariz.; **RESIDES:** Queen Creek, Ariz.; **OBTAINED:** Signed by the Yankees as a minor league free agent on 12/23/24; **M.L. SVC:** 0.017; **CAREER NOTES:** Was originally selected by the Chicago Cubs in the second round of the 2018 First-Year Player Draft...**2024:** Hit .220/.369/.451 (38-for-173) with 36R, 7 doubles, 11HR, 32RBI, 29BB, 13HP, 25F and 1SB in 55 combined games with Triple-A South Bend and Triple-A Iowa...was recalled by Chicago-NL and placed on the 60-day injured list on 9/13 with a left ankle fracture, missing the remainder of the season...was designated for assignment on 11/19 and non-tendered on 11/22...**2023:** Spent the majority of the season with Triple-A Iowa, batting .187 (41-for-219) with 27R, 8 doubles, 4HR, 26RBI, 22BB and 95B in 62 games...began the season with Iowa before being placed on the injured list on 6/7...played in a rehab assignment with the ACL Cubs (4G) and High-A South Bend (5G) from 8/17-31, hitting .286 (10-for-35) with 3R, 4 doubles, 1HR, 4RBI and 1BB...**2022:** In 53 combined games with Triple-A Iowa, the ACL Cubs and High-A South Bend, hit .180 (32-for-178) with 18R, 6 doubles, 5HR, 17RBI, 25BB, 7HP and 45F...missed most of the season after back surgery on 5/12 and subsequent back surgery to fix a vascular malformation...following the season, was named the Cubs' No. 3 prospect according to MLB Pipeline and was tabbed as the No. 2 prospect in the Cubs organization according to *Baseball America*...was also tabbed by the publication as having the "Best Outfield Arm" in the Cubs organization...also played for the Mesa Solar Sox in the Arizona Fall League, batting .278/.381/.667 (5-for-18) with 7R, 1 double, 2HR, 4RBI, 2BB, 1HP and 1SB in five games...**2021:** Was named the Cubs Minor League Player of the Year after hitting .260/.375/.494 (91-for-350) with 66R, 25 doubles, 19HR, 53RBI, 50BB, 15HP, 15F and 85B in 99 combined games with High-A South Bend, Double-A Tennessee and Triple-A Iowa...led qualified Cubs minor leaguers in doubles and runs scored, ranked second in walks, extra-base hits (44) and total bases (173), third in home runs, SLG and OPS (.869), fifth in RBI and sixth in OBP and hits...following the season, was tabbed as the No. 1 prospect in the Cubs organization according to *Baseball America*...was also named the No. 78 overall prospect by MLB Pipeline and the No. 94 overall prospect according to *Baseball America*...was tabbed by *Baseball America* as the "Best Athlete" in the Cubs organization...played in the SiriusXM All-Star Futures Game on 7/11 at Coors Field, hitting a pair of solo home runs and taking home MVP honors in the NL's 8-3 victory...was named an MiLB.com Organization All-Star and a Southern League Postseason All-Star...**2020:** Following the season, was tabbed as the No. 2 prospect in the Cubs organization according to *Baseball America* and MLB Pipeline...was tabbed by *Baseball America* as the "Best Power Hitter" and "Best Athlete" in the Cubs organization...**2019:** Was named the Cubs Minor League Player of the Year after batting .305/.381/.525 (54-for-177) with 33R, 9 doubles, 3 triples, 8HR, 30RBI, 18BB, 5HP, 25F and 45B in 50 games with Single-A Full Season South Bend...missed parts of the season after I.L. stints from 7/16-29 and 8/1-9/1...was named an MiLB.com Organization All-Star...following the season, was named the No. 3 prospect in the Cubs organization according to *Baseball America* and MLB Pipeline...**2018:** Made his professional debut with the AZL Cubs 2, batting .298 (17-for-57) with 9R, 2 doubles, 3RBI, 10BB, 4HP, 15F and 65B in 18 games...following the season, was named the No. 5 prospect in the Cubs organization by *Baseball America* and the No. 7 prospect according to MLB Pipeline...**PERSONAL:** Played baseball and basketball at Basia H.S. (Ariz.)...was committed to play baseball at the University of Miami his senior year before choosing to sign with the Cubs.

Davis' Career Batting Record

Year	Club	AVG	G	AB	R	H	2B	3B	HR	RBI	SH	SF	HP	BB	SO	SB	CS	E	OBP	SLG
2018	AZL Cubs 2	.298	18	57	9	17	2	0	0	3	0	1	4	10	12	6	1	1	.431	.333
2019	South Bend	.305	50	177	33	54	0	3	8	30	2	2	5	18	38	4	1	0	.381	.525
2020																				
2021	South Bend	.321	8	28	6	9	2	0	2	5	0	0	1	3	6	2	0	0	.406	.607
	Tennessee	.252	76	266	50	67	20	0	13	36	0	1	13	36	97	6	4	2	.367	.474
	Iowa	.268	15	56	10	15	3	0	4	12	0	0	1	11	15	0	0	1	.397	.536
2022	Iowa	.191	43	141	16	27	6	0	4	13	0	4	6	23	52	0	1	2	.322	.319
	ACL Cubs	.143	5	14	2	2	0	0	1	2	0	0	1	2	5	0	0	0	.294	.357
	South Bend	.130	5	23	0	3	0	0	0	2	0	0	0	0	8	0	0	0	.130	.130
2023	Iowa	.187	62	219	27	41	8	0	4	26	0	3	13	22	58	9	3	4	.296	.279
	ACL Cubs	.455	4	11	0	5	2	0	0	1	0	0	0	1	3	0	0	0	.500	.636
	South Bend	.208	5	24	3	5	2	0	1	3	0	0	0	0	12	0	0	0	.208	.417
2024	South Bend	.250	8	28	6	7	3	0	0	4	0	0	2	6	9	0	0	0	.417	.357
	Iowa	.214	47	145	30	31	4	0	11	28	0	2	11	23	42	1	1	3	.359	.469
Minor League Totals		.238	346	1189	192	283	61	3	48	165	2	13	57	155	357	28	11	13	.350	.415



DECKER, Brandon – RHP

HT: 6-3; **WT:** 200; **B:** R; **T:** R; **BORN:** 7/10/02 in Royal Oak, Mich.; **RESIDES:** Farmington Hills, Mich.; **COLLEGE:** Oakland University (Mich.); **OBTAINED:** Selected by the Yankees in the 19th round of the 2024 First-Year Player Draft; **M.L. SVC:** 0.000; **PERSONAL:** Full name is Brandon Jeremy Decker...pitched three seasons (2022-24) at Oakland University (Mich.), combining to go 19-13 with 16 saves and a 4.97 ERA (222.2IP, 208H, 132R/123ER, 88BB, 219K, 27HR) in 81 appearances (15 starts)...pitched one season at Concordia University (Mich.) in 2021.

DEES, Bailey – RHP

HT: 7-6; **WT:** 245; **B:** R; **T:** R; **BORN:** 2/5/99 in Charlotte, N.C.; **RESIDES:** Troutman, N.C.; **COLLEGE:** Penn State University; **OBTAINED:** Selected by the Yankees in the 18th round of the 2021 First-Year Player Draft; **M.L. SVC:** 0.000; **CAREER NOTES:** **2024:** Spent the entire season with Double-A Somerset, going 7-7 with a 4.25 ERA (137.2IP, 118H, 71R/65ER, 54BB, 145K, 19HR) in 27 games (26 starts)...recorded a career-high 10 strikeouts over 5.1 scoreless innings on 8/21 at Portland (1W, 1H, 5BB)...**2023:** Split the season between High-A Hudson Valley and Double-A Somerset, combining to go 2-2 with six saves, a 2.60 ERA (62.1IP, 37H, 20R/18ER, 27BB, 77K, 3HR) and a 1.03 WHIP in 42 relief outings...opened the season with Hudson Valley, where he went 1-1 with four saves and a 1.74 ERA (41.1IP, 20H, 9R/8ER, 15BB, 59K, 2HR) in 26 games before earning a promotion to Somerset on 7/25...made 16 appearances with Somerset, going 1-1 with two saves and a 4.29 ERA (21.0IP, 17H, 11R/10ER, 12BB, 18K, 1HR)...**2022:** Appeared in 34 games between Single-A Tampa (31G) and High-A Hudson Valley (3G), combining to go 4-3 with a 3.30 ERA (57.1IP, 38H, 27R/21ER, 26BB, 70K, 4HR) and a 1.12 WHIP...posted a 3.31 ERA (51.2IP, 35H, 23R/19ER, 24BB, 62K, 4HR) across 31 games with Tampa...finished the season with High-A Hudson Valley, recording a 3.18 ERA (52.1IP, 3H, 4R/2ER, 2BB, 8K) in three outings...**2021:** Made his professional debut with the FCL Yankees, pitching in three games and striking out five batters over 2.1 innings...**PERSONAL:** Full name is Bailey Michael Dees...in four seasons at Penn State (2018-21), went 8-9 with a 4.52 ERA (175.1IP, 180H, 100R/88ER, 64BB, 176K, 16HR) in 43 appearances (33 starts).

DELOSSANTOS, Joe – OF

HT: 5-10; **WT:** 215; **B:** R; **T:** R; **BORN:** 6/26/01 in Queens, N.Y.; **RESIDES:** Richmond, Va.; **COLLEGE:** College of William and Mary; **OBTAINED:** Selected by the Yankees in the 10th round of the 2024 First-Year Player Draft; **M.L. SVC:** 0.000; **PERSONAL:** Full name is Joseph Louis Delossantos...played five seasons (2020-24) at the College of William and Mary, appearing in 198 games and hitting .285 (193-for-678) with 146R, 39 doubles, 4 triples, 32HR, 154RBI, 83BB and 54SB.

DIAZ, Indigo – RHP

HT: 6-6; **WT:** 255; **B:** R; **T:** R; **BORN:** 10/14/98 in North Vancouver, B.C., Canada; **RESIDES:** Alpharetta, Ga.; **COLLEGE:** Michigan State University; **OBTAINED:** Acquired by the Yankees from the Atlanta Braves along with INF Caleb Durbin in exchange for LHP Lucas Luetge on 12/28/22; **M.L. SVC:** 0.000; **CAREER NOTES:** Was originally selected by the Atlanta Braves in the 27th round of the 2019 First-Year Player Draft...**2024:** Begun the season on the minor league injured list and was reinstated on 7/23...made three rehab appearances (two starts) with the FCL Yankees, tossing 3.2 scoreless innings (2H, 4K)...spent the remainder of the season with High-A Hudson Valley and pitched to a 2.38 ERA (11.1IP, 5H, 4R/3ER, 2BB, 15K, 1HR) in 11 outings (one start) without recording a decision...**2023:** Split the season between Double-A Somerset and High-A Hudson Valley, combining to go 1-1 with three saves, a 4.26 ERA (31.2IP, 31H, 17R/15ER, 21BB, 43K, 4HR), and a 1.64 WHIP in 23 relief appearances...made 14 appearances with Somerset, going 0-1 with a 3.32 ERA (19.0IP, 19H, 8R/7ER, 16BB, 25K) and two saves...posted a 5.68 ERA (12.2IP, 12H, 9R/8ER, 5BB, 18K, 4HR) with one save in nine outings with Hudson Valley...was placed on the minor league injured list on 7/12...**2022:** In 49 relief appearances with Double-A Mississippi, went 3-4 with four saves and a 3.08 ERA (49.2IP, 29H, 20R/17ER, 31BB, 63K, 4HR)...**2021:** Combined with High-A Rome and Double-A Mississippi to go 6-2 with five saves and a 1.20 ERA (45.0IP, 21H, 7R/6ER, 16BB, 83K, 1HR) in 32 relief outings...**2019:** Made his professional debut with the GCL Braves, going 1-0 with a 3.48 ERA (10.1IP, 4ER) in six relief appearances...**PERSONAL:** Full name is Indigo Dunham Diaz.

DONE, Leni – INF

HT: 6-2; **WT:** 184; **B:** R; **T:** R; **BORN:** 6/5/07 in San Cristóbal, D.R.; **RESIDES:** San Cristóbal, D.R.; **OBTAINED:** Signed by the Yankees as a non-drafted free agent on 1/23/25; **M.L. SVC:** 0.000.

DUNHAM, Elijah – OF

HT: 6-1; **WT:** 225; **B:** L; **T:** L; **BORN:** 5/29/98 in Evansville, Ind.; **RESIDES:** Fort Worth, Tex.; **COLLEGE:** Indiana University; **OBTAINED:** Signed by the Yankees as a non-drafted free agent on 6/18/20; **M.L. SVC:** 0.000; **CAREER NOTES:** **2024:** Split the season between Double-A Somerset and Triple-A Scranton/Wilkes-Barre, batting a combined .244 (87-for-357) with 51R, 19 doubles, 4 triples, 15HR, 57RBI, 44BB and 19SB in 103 games...played 99 games with Somerset, hitting .248 (86-for-347) with 49R, 19 doubles, 4 triples, 15HR, 56RBI, 42BB and 19SB...named the Eastern League "Player of the Week" three times while with Somerset (7/1-7, 7/8-14, and 9/9-15)...in four games with Scranton/Wilkes-Barre, went 1-for-10 with 1R, 1RBI and 2BB...**2023:** Split the season with Triple-A Scranton/Wilkes-Barre and Double-A Somerset, hitting .227 (108-for-476) with 71R, 25 doubles, 2 triples, 16HR, 43RBI, 67BB and 35SB in 125 games...among Yankees minor leaguers, ranked third in doubles, tied for fourth in walks and sixth in stolen bases...**2022:** Spent the entire season with Double-A Somerset, hitting .248 (103-for-415) with 67R, 26 doubles, 3 triples, 17HR, 63RBI, 59BB and 37SB in 110 games...among Yankees minor leaguers, was tied for third in extra-base hits (46), ranked fourth in RBI and was tied for fifth in runs scored...ranked third in stolen bases and fifth in walks among Eastern League players...recorded a 12-game hitting streak from 7/27-8/14, hitting .386/.491/.614 (17-for-44) with 9R, 4 doubles, 2HR, 7RBI, 9BB and 4SB in that stretch...reached base safely in 19 straight games from 7/27-8/23...was named the Eastern League "Player of the Week" for 8/8-14 after hitting .450 (9-for-20) with 4R, 1 double, 2HR, 7RBI and 2BB in five games...hit .368 (7-for-19) with 3R, 1HR, 4RBI, 4BB and 1SB in five postseason games for the Patriots...was selected as an Eastern League Postseason All-Star...was also named an Organization All-Star by MiLB.com...**2021:** Made his professional debut, combining to hit .263 (89-for-339) with 72R, 25 doubles, 2 triples, 13HR, 57RBI, 47BB and 28SB in 93 games between Low-A Tampa (29G) and High-A Hudson Valley (64G)...among Yankees minor leaguers, was tied for fourth in runs scored and doubles, while ranking sixth in stolen bases...was named an Organization All-Star by MiLB.com...following the season, hit .357 (30-for-84) with 15R, 6 doubles, 3 triples, 2HR, 14RBI, 14BB and 11SB for the Surprise Saguaros in the Arizona Fall League...led the AFL in stolen bases (11), while ranking tied for second in hits, third in triples, fourth in OPS (1.036) and total bases (48), fifth in OBP (.465) and sixth in batting average...was named an Arizona Fall League Rising Star and the AFL Breakout Player of the Year...**PERSONAL:** Full name is Elijah Zechariah Dunham...in three seasons at Indiana University (2018-20), batted .312 (88-for-282) with 67R, 25 doubles, 9HR, 48RBI and 53BB over 94 games...earned Third-Team All-Big Ten honors as a sophomore in 2019...was originally selected by the Pittsburgh Pirates in the 40th round of the 2019 First-Year Player Draft, but did not sign...graduated from F.J. Reitz (Ind.) H.S. in 2017.

DURÁN, Edinson – C

HT: 5-7; **WT:** 195; **B:** R; **T:** R; **BORN:** 7/22/02 in San Juan de los Morros, Venezuela; **RESIDES:** San Juan de los Morros, Venezuela; **OBTAINED:** Signed by the Yankees as a non-drafted free agent on 5/31/21; **M.L. SVC:** 0.000; **CAREER NOTES:** **2022:** Was named the DSL "Player of the Week" for 8/1-7 after hitting .615 (8-for-13) with 9R, 2 doubles, 1 triple, 2HR, 10RBI, 2BB and 1SB in four games.



DURANGO, Luis – OF

HT: 5-10; **WT:** 155; **B:** L; **T:** L; **BORN:** 4/8/03 in Ciudad de Panamá, Panamá; **RESIDES:** Ciudad de Panamá, Panamá; **OBTAINED:** Selected by the Yankees from the Cleveland Guardians in the first round of the Triple-A phase of the 2024 Rule 5 Draft; **M.L. SVC:** 0.000; **CAREER NOTES:** Was originally signed by Cleveland as a non-drafted free agent on 7/2/19...**2024:** Spent the season with Single-A Lynchburg, appearing in 41 games, hitting .250 (33-for-132) with 25R, 6 doubles, 1 triple, 14RBI, 98B and 21SB...**2023:** Split the season between the ACL Guardians and Single-A Lynchburg, combining to hit .333 (23-for-69) with 19R, 2 doubles, 1 triple, 4RBI, 98B and 18SB in 23 games...batted .571 (8-for-14) with 6R, 1 double, 1 triple, 2RBI, 2BB and 8SB in four games with the ACL Guardians...hit .273 (15-for-55) with 13R, 1 double, 2RBI and 10SB in 19 games with Lynchburg...**2022:** Played in 71 games with Single-A Lynchburg, hitting .189 (41-for-217) with 37R, 4 doubles, 2 triples, 9RBI, 32BB and 20SB...**2021:** Made his professional debut with the ACL Indians, batting .308 (48-for-156) with 37R, 6 doubles, 3HR, 20RBI, 18BB and 28SB in 46 games...**PERSONAL:** Full name is Luis Alberto Durango.

EDEN, Cam – OF

HT: 6-2; **WT:** 180; **B:** R; **T:** R; **BORN:** 3/31/98 in Yuba City, Calif.; **RESIDES:** Yuba City, Calif.; **COLLEGE:** UC Berkeley (Calif.); **OBTAINED:** Acquired by the Yankees from the Toronto Blue Jays in exchange for cash considerations on 8/8/24; **M.L. SVC:** 0.012; **CAREER NOTES:** Was originally selected by the Toronto Blue Jays in the sixth round of the 2019 First-Year Player Draft...**2024:** Split the season with Triple-A Buffalo and Triple-A Scranton Wilkes-Barre, hitting .202 (65-for-322) with 42R, 11 doubles, 3 triples, 8HR, 38RBI, 42BB and 33SB in 114 combined games...was acquired by the Yankees from the Toronto Blue Jays in exchange for cash considerations on 8/8...**2023:** Spent the majority of the season with Triple-A Buffalo, hitting .257/.354/.333 (101-for-393) with 74R, 19 doubles, 1 triple, 3HR, 48RBI, 45BB and 53SB in 131 games...his 53SB set a Bisons Modern Era record and ranked second among Triple-A batters...made his Major League debut on 9/21 at the Yankees...collected his first career hit on 10/1 vs. Tampa Bay (single)...went 1-for-6 with 1R in five games with the Blue Jays...**2022:** In 94 combined games with Single-A Dunedin, High-A Vancouver and Double-A New Hampshire, batted .233/.310/.408 (76-for-326) with 41R, 19 doubles, 1 triple, 12HR, 41RBI, 29BB and 36SB...his 36SB ranked third among Blue Jays farmhands and fourth among Eastern League hitters...**2021:** Spent the entire season with High-A Vancouver, hitting .274/.382/.402 (49-for-179) with 41R, 9 doubles, 1 triple, 4HR, 31RBI, 26BB and 30SB in 48 games...was tied for seventh among High-A hitters in stolen bases...**2019:** Made his professional debut, hitting .220 (48-for-218) with 22R, 7 doubles, 2 triples, 1HR, 11RBI, 19BB and 8SB in 56 games with short-season Single-A Vancouver...**PERSONAL:** Attended UC Berkeley, hitting .314 (167-for-532) with 104R, 23 doubles, 4 triples, 14HR, 81RBI, 47BB and 32SB over three seasons (2017-19).

ELLIS, Duke – OF

HT: 6-2; **WT:** 180; **B:** L; **T:** L; **BORN:** 1/16/98 in Shreveport, La.; **RESIDES:** Tyler, Tex.; **COLLEGE:** University of Texas; **OBTAINED:** Was claimed off waivers by the Yankees from the Seattle Mariners on 8/26/24; **M.L. SVC:** 0.037; **CAREER NOTES:** Was signed by the Chicago White Sox as a non-drafted free agent on 6/19/20...**2024:** In 83 combined games with Double-A Birmingham, Triple-A Charlotte, Triple-A Tacoma, and Triple-A Scranton/Wilkes-Barre, batted .230/.308/.328 (56-for-244) with 44R, 5 doubles, 2 triples, 5HR, 32RBI, 24BB and 57SB...ranked among all minor leaguers in stolen bases (tied for 10th)...began the season with Double-A Birmingham before making his Major League debut with the Chicago White Sox on 6/4 at Chicago-NL...went 0-for-4 with 1R and 4SB over eight games with the White Sox...was designated for assignment by Chicago-AL on 6/16 and claimed off waivers by the New York Mets on 6/21...was then DFAed by the Mets on 6/30 and claimed off waivers by the Seattle Mariners on 7/4...was designated for assignment by the Mariners on 8/23 and claimed off waivers by the Yankees on 8/26...in 3G with the Yankees, went 1-for-1 with 1SB...collected his first career hit on 9/4 at Texas...**2023:** Batted 8-for-51 with 5R, 1 double, 1 triple, 4RBI, 12BB and 3SB in 16 games with Double-A Birmingham...**2022:** In 109 combined games with High-A Winston-Salem and Double-A Birmingham, batted .275/.363/.396 (109-for-396) with 83R, 18 doubles, 3 triples, 8HR, 29RBI, 48BB and 57SB...led White Sox farmhands in stolen bases...following the season, was tabbed by *Baseball America* as the "Fastest Baserunner" in the White Sox organization **2021:** Made his professional debut, batting .200 (52-for-260) with 30R, 8 doubles, 4HR, 18RBI, 23BB and 23SB in 73 games with High-A Winston-Salem...entered the season as the "Best Defensive Outfielder" in the White Sox organization according to *Baseball America*...**PERSONAL:** Attended the University of Texas (2018-20), earning Second Team All-Big 12 honors as a senior and First-Team All-Big 12 Conference honors as a sophomore...played his freshman year at Panola College (Tex.) and was named the conference's Freshman of the Year...his father, Robert, played four MLB seasons with California (1996), Arizona (2001), Los Angeles-NL (2002) and Texas (2003)...was originally selected by the San Diego Padres in the 20th round of the 2017 First-Year Player Draft but did not sign.

Ellis' Career Batting Record

Year	Club	AVG	G	AB	R	H	2B	3B	HR	RBI	SH	SF	HP	BB	SO	SB	CS	E	OBP	SLG
2020					Did Not Play - COVID-19 Pandemic															
2021	Winston-Salem	.200	73	260	30	52	8	0	4	18	1	1	4	23	77	23	4	2	.274	.277
2022	Winston-Salem	.273	100	374	75	102	17	3	7	27	2	2	7	45	108	50	8	7	.360	.390
	Birmingham	.318	9	22	8	7	1	0	1	2	1	0	1	3	8	7	1	1	.423	.500
2023	Birmingham	.157	16	51	5	8	1	1	0	4	0	0	0	12	21	3	1	0	.317	.216
2024	Birmingham	.258	39	120	24	31	3	0	1	12	3	2	3	13	31	34	1	0	.341	.308
	CHICAGO-AL	.000	8	4	1	0	0	0	0	0	0	0	0	0	2	4	0	2	.000	.000
	Charlotte	.125	2	8	0	1	0	0	0	0	0	0	0	0	2	0	1	0	.125	.125
	Binghamton	.333	2	6	0	2	0	0	0	0	0	0	1	0	1	0	1	0	.429	.333
	Tacoma	.212	32	104	17	22	2	2	4	20	0	1	1	11	30	17	1	1	.291	.385
	Scranton/WB	.000	8	6	3	0	0	0	0	0	0	0	0	0	3	6	0	1	.000	.000
	YANKEES	1.000	3	1	0	1	0	0	0	0	0	0	0	0	0	1	0	0	1.000	1.000
Minor League Totals		.237	281	951	162	225	32	6	17	83	7	6	17	107	281	140	18	12	.323	.336
Major League Totals		.200	11	5	1	1	0	0	0	0	0	0	0	0	2	5	0	2	.200	.200

ESCANIO, Brenny – INF

HT: 5-11; **WT:** 175; **B:** S; **T:** R; **BORN:** 12/16/02 in Azua, D.R.; **RESIDES:** Azua, D.R.; **OBTAINED:** Acquired by the Yankees from the Milwaukee Brewers in exchange for RHP J.P. Feyerseisen on 9/1/19; **M.L. SVC:** 0.000; **CAREER NOTES:** **2024:** Split the season with Single-A Tampa and High-A Hudson Valley, hitting .234 (48-for-205) with 19R, 12 doubles, 2 triples, 18RBI, 22BB and 14SB over 76 combined games...**2023:** Ranked seventh in the Florida State League and third among Yankees farmhands with 68 walks...also ranked second among Yankees farmhands with five triples...**2021:** Tied for seventh in the Dominican Summer League with 43 runs scored...**PERSONAL:** Full name is Brenny Luis Escanio...was originally signed by the Milwaukee Brewers as a non-drafted free agent on 7/2/19...did not appear in a game in the Brewers organization.



ESCUADERO, Luis – INF

HT: 5-8; **WT:** 180; **B:** S; **T:** R; **BORN:** 2/9/06 in Aguadulce, Panamá; **RESIDES:** Aguadulce, Panamá; **OBTAINED:** Signed by the Yankees as a non-drafted free agent on 4/28/23; **M.L. SVC:** 0.000; **CAREER NOTES:** **2024:** Hit .287/.450/.418 (35-for-122) with 34R, 5 doubles, 4 triples, 1HR, 19RBI, 34BB and 26SB in 44 games with the DSL Bombers...among qualified Yankees farmhands, ranked first in OBP, tied for sixth in triples, seventh in batting average, eighth in OPS and tied for eighth in stolen bases...**2023:** Made his professional debut with the DSL Yankees, hitting .248 (25-for-101) with 21R, 4 doubles, 2 triples, 2HR, 27RBI, 27BB and 4SB in 31 games.

ESTRADA, Mack – RHP

HT: 6-3; **WT:** 208; **B:** R; **T:** R; **BORN:** 9/12/04 in Tampa, Fla.; **RESIDES:** Mulberry, Fla.; **COLLEGE:** Northwest Florida State College; **OBTAINED:** Selected by the Yankees in the 11th round of the 2024 First-Year Player Draft; **M.L. SVC:** 0.000.

ETHERIDGE, JT – RHP

HT: 6-5; **WT:** 215; **B:** R; **T:** R; **BORN:** 1/30/02 in Meridian, Miss.; **RESIDES:** Sweet Water, Ala.; **COLLEGE:** University of Louisiana at Lafayette; **OBTAINED:** Signed by the Yankees as a non-drafted free agent on 7/29/24; **M.L. SVC:** 0.000.

FACUNDO, Allen – LHP

HT: 6-2; **WT:** 222; **B:** L; **T:** L; **BORN:** 9/3/02 in Estado Vargas, Venezuela; **RESIDES:** La Guaira, Venezuela; **OBTAINED:** Signed by the Yankees as a non-drafted free agent on 5/15/21; **M.L. SVC:** 0.000; **CAREER NOTES:** **2024:** Made eight appearances (seven starts) with Single-A Tampa, going 1-1 with a 2.40 ERA (30.0IP, 18H, 10R/8ER, 14BB, 38K, 1HR)...**2023:** Tied for second in the Florida Complex League with five wins...**2021:** Led the Dominican Summer League with 84 strikeouts...was named the DSL "Pitcher of the Week" for 8/30-9/5 after combining to toss 9.0 scoreless innings over two starts (3H, 20K, 1HP, 2WP).

FAMILIA, Christopher – OF

HT: 5-11; **WT:** 208; **B:** L; **T:** L; **BORN:** 6/10/00 in Baní, D.R.; **RESIDES:** Santo Domingo, D.R.; **OBTAINED:** Signed by the Yankees as a non-drafted free agent on 7/2/18; **M.L. SVC:** 0.000; **CAREER NOTES:** **2024:** In 45 combined games with the FCL Yankees, Single-A Tampa and High-A Hudson Valley, batted .248/.320/.433 (39-for-157) with 21R, 9 doubles, 1 triple, 6HR, 25RBI and 14BB...following the season played in seven games for the Toros del Este in the Dominican Winter League...**2023:** Split the season between Single-A Tampa and High-A Hudson Valley, hitting .307/.378/.617 (80-for-261) with 57R, 11 doubles, 2 triples, 22HR, 63RBI and 25BB in 68 combined games...was tied for fourth in home runs among Yankees farmhands...batted .398/.474/.928 (33-for-83) with 24R, 7 doubles, 2 triples, 11HR, 31RBI and 8BB in 21 games with Tampa...was named the Florida State League "Player of the Month" for June after batting .380/.456/.899 (30-for-79) with 22R, 7 doubles, 2 triples, 10HR, 28RBI, and 7BB in 20 games...was named the Florida State League "Player of the Week" (6/5-11) after hitting .400/.483/1.000 (10-for-25) with 10R, 3 doubles, 4HR, 11RBI, 2BB and 2HP in six games...was named the Florida State League "Player of the Week" (6/19-25) after batting .474/.524/1.053 (9-for-19) with 5R, 2 doubles, 3HR, 8RBI, 1BB and 1HP in five games...was promoted to Hudson Valley on 6/29, where batted .264 (47-for-178) with 33R, 4 doubles, 11HR, 32RBI and 17BB in 47 games...following the season, batted .258 (17-for-66) with 9R, 4 doubles, 1HR, 6RBI and 5BB in 26 games with the Estrellas Orientales in the Dominican Winter League...**2022:** His 6HR were tied for the most on the FCL Yankees...was named the FCL "Player of the Week" for 6/20-26 after hitting .571/.647/1.000 (8-for-14) with 7R, 3 doubles, 1HR, 6RBI and 3BB in four games...**2021:** Tied for fourth in the Dominican Summer League with 16 doubles.

FERNÁNDEZ, Orvis – RHP

HT: 5-11; **WT:** 185; **B:** R; **T:** R; **BORN:** 7/14/03 in Dajabón, D.R.; **RESIDES:** Santiago, D.R.; **OBTAINED:** Signed by the Yankees as a non-drafted free agent on 6/20/23; **M.L. SVC:** 0.000.

FLATT, Danny – RHP

HT: 6-4; **WT:** 215; **B:** R; **T:** R; **BORN:** 6/6/04 in Summerville, S.C.; **RESIDES:** Summerville, S.C.; **OBTAINED:** Selected by the Yankees in the 14th round of the 2023 First-Year Player Draft; **M.L. SVC:** 0.000; **CAREER NOTES:** **2024:** Made his professional debut, going 3-3 with a 4.47 ERA (46.1IP, 49H, 30R/23ER, 28BB, 46K, 7HR) in 14 combined appearances (10 starts) with the FCL Yankees and Single-A Tampa...**PERSONAL:** Graduated from P27 Academy (S.C.) in 2023...was committed to play at Lipscomb University (Tenn.) before signing with the Yankees.

FLORES, Diego – C

HT: 5-11; **WT:** 160; **B:** R; **T:** R; **BORN:** 3/10/07 in Maracay, Venezuela; **RESIDES:** Palo Negro, Venezuela; **OBTAINED:** Signed by the Yankees as a non-drafted free agent on 1/15/24; **M.L. SVC:** 0.000.

FLORES, Rafael – C

HT: 6-4; **WT:** 230; **B:** R; **T:** R; **BORN:** 11/7/00 in Anaheim, Calif.; **RESIDES:** Anaheim, Calif.; **COLLEGE:** Rio Hondo College (Calif.); **OBTAINED:** Signed by the Yankees as a non-drafted free agent on 7/25/22; **M.L. SVC:** 0.000; **CAREER NOTES:** **2024:** Hit .279/.379/.495 (121-for-434) with 67R, 31 doubles, 21HR, 68RBI, 66BB and 8SB in 122 combined games with High-A Hudson Valley and Double-A Somerset...among qualified Yankees farmhands, ranked second in home runs, doubles, extra-base hits (52) and total bases (215), third in hits, tied for fourth in walks, fifth in RBI, SLG and OPS (.874), seventh in runs scored and ninth in batting average...following the season, was tabbed as the No. 10 prospect in the Yankees organization according to *Baseball America*...was also labeled by the publication as the Yankees' 2024 Minor League Player of the Year...**2023:** Spent the entire season with High-A Hudson Valley, batting .259 (99-for-382) with 49R, 15 doubles, 1 triple, 8HR, 41RBI, 49BB, 2HP and 3SB in 105 games...threw out 11-of-60 baserunners (18.3%)...**2022:** Made his professional debut, hitting .429 (6-for-14) with 4R, 1 double, 2HR and 6RBI in four games with the FCL Yankees...**PERSONAL:** Earned All-South Coast Conference postseason honors with Rio Hondo College in 2022.

NON-ROSTER INVITEE

Flores' Career Batting Record

Year	Club	AVG	G	AB	R	H	2B	3B	HR	RBI	SH	SF	HP	BB	SO	SB	CS	E	OBP	SLG
2022	FCL Yankees	.429	4	14	4	6	1	0	2	6	0	0	0	0	3	0	0	0	.429	.929
2023	Hudson Valley	.259	105	382	49	99	15	1	8	41	0	1	2	49	108	3	1	3	.346	.366
2024	Hudson Valley	.285	57	193	27	55	17	0	6	35	0	1	1	38	55	2	1	9	.403	.466
	Somerset	.274	65	241	40	66	14	0	15	33	0	0	4	28	73	6	0	4	.359	.519
Minor League Totals		.272	231	830	120	226	47	1	31	115	0	2	7	115	239	11	2	16	.365	.443



FRICK, Tomas – C

HT: 5-11; **WT:** 210; **B:** R; **T:** R; **BORN:** 10/11/00 in Greenville, S.C.; **RESIDES:** Greenville, S.C.; **COLLEGE:** University of North Carolina; **OBTAINED:** Selected by the Yankees in the 15th round of the 2023 First-Year Player Draft; **M.L. SVC:** 0.000; **CAREER NOTES: 2024:** Made his professional debut, hitting .250/.370/.368 (36-for-144) with 23R, 11 doubles, 2HR, 18RBI, 23BB and 15B in 47 games with Single-A Tampa...**PERSONAL:** His father, Tod, was selected by the Oakland Athletics in the 44th round of the 1991 First-Year Player Draft and played one season in the Athletics organization...his brother, Patrick, was selected by the Seattle Mariners in the 14th round of the 2019 First-Year Player Draft and currently plays in the Mariners organization.

FRISTOE, Jackson – RHP

HT: 6-4; **WT:** 215; **B:** R; **T:** R; **BORN:** 3/6/01 in Paducah, Ky.; **RESIDES:** Brentwood, Tenn.; **COLLEGE:** Mississippi State University; **OBTAINED:** Selected by the Yankees in the 12th round of the 2022 First-Year Player Draft; **M.L. SVC:** 0.000; **CAREER NOTES: 2024:** Spent the entire season with High-A Hudson Valley, going 1-3 with a 3.79 ERA (38.0IP, 27H, 18R/16ER, 28BB, 40K, 2HR) in 12 starts...following the season, played with the Salt River Rrafters in the Arizona Fall League...**2023:** Made his professional debut, going 1-4 with a 4.91 ERA (36.2IP, 25H, 20R/ER, 28BB, 45K, 3HR) in 13 combined appearances (11 starts) with the FCL Yankees and Single-A Tampa...**PERSONAL:** In two seasons with Mississippi State University, went 6-7 with one save, a 6.57 ERA (86.1IP, 63ER) and 116K in 40 games (16 starts).

GABONIA, Ocean – RHP

HT: 5-10; **WT:** 193; **B:** R; **T:** R; **BORN:** 7/31/01 in Hilo, Hawaii; **RESIDES:** Hilo, Hawaii; **OBTAINED:** Signed by the Yankees as a non-drafted free agent on 6/14/20; **M.L. SVC:** 0.000; **CAREER NOTES: 2024:** Made 39 combined appearances with Single-A Tampa and High-A Hudson Valley, going 3-3 with three saves and a 3.84 ERA (58.2IP, 55H, 29R/25ER, 18BB, 62K, 5HR)...his 39 outings were tied for the seventh-most among Yankees farmhands...**2023:** Spent the entire season with Single-A Tampa, going 4-0 with one save and a 5.03 ERA (53.2IP, 48H, 36R/30ER, 29BB, 49K, 5HR) in 36 relief outings...**2021:** Made his professional debut with the FCL Yankees, posting a 1.93 ERA (9.1IP, 3H, 3R/2ER, 7BB, 9K) in five appearances (two starts).

GABRIELSON, Cole – OF

HT: 6-0; **WT:** 195; **B:** R; **T:** R; **BORN:** 7/5/00 in Belmont, Calif.; **RESIDES:** Portola Valley, Calif.; **COLLEGE:** University of Southern California; **OBTAINED:** Signed by the Yankees as a non-drafted free agent on 7/18/23; **M.L. SVC:** 0.000; **CAREER NOTES: 2023:** Made his professional debut, hitting .230/.330/.410 (23-for-100) with 14R, 5 doubles, 2 triples, 3HR, 17RBI, 7BB, 8HP and 35B in 29 combined games with the FCL Yankees, Single-A Tampa and High-A Hudson Valley...**PERSONAL:** Full name is Leonard Cole Gabrielson...in two seasons (2022-23) with USC, batted .278 (65-for-234) with 47R, 10 doubles, 2 triples, 11HR, 50RBI, 37BB, 4HP, 55F and 45B...previously played three seasons (2019-21) at College of San Mateo (Calif.)...his grandfather, Len, played nine professional seasons in the Majors with the Milwaukee Braves (1960-'63-'64), Chicago Cubs (1964-'65), San Francisco Giants (1965-'66), California Angels (1967) and Los Angeles Dodgers (1967-'70).

GILBERT, Geoffrey – LHP

HT: 6-1; **WT:** 210; **B:** L; **T:** L; **BORN:** 5/3/01 in Charleston S.C.; **RESIDES:** Tampa, Fla.; **COLLEGE:** Clemson University (S.C.); **OBTAINED:** Selected by the Yankees in the 13th round of the 2022 First-Year Player Draft; **M.L. SVC:** 0.000; **CAREER NOTES: 2023:** In his professional debut, went 5-3 with two saves and a 2.92 ERA (49.1IP, 35H, 17R/16ER, 28BB, 58K, 1HR) in 38 relief outings with Single-A Tampa...was tied for seventh in appearances among Florida State League pitchers...**PERSONAL:** In three seasons with Clemson University, went 9-8 with a 3.35 ERA (102.0IP, 38ER) and 122K.

GÓMEZ, Alejandro – RHP

HT: 6-3; **WT:** 198; **B:** R; **T:** R; **BORN:** 8/3/02 in Ocotlán, México; **RESIDES:** Ocotlán, México; **OBTAINED:** Signed by the Yankees as a non-drafted free agent on 7/5/21; **M.L. SVC:** 0.000; **CAREER NOTES: 2022:** Tied for seventh among Dominican Summer League pitchers with 63K...was named the DSL "Pitcher of the Month" for August after going 4-0 with a 0.52 ERA (17.1IP, 6H, 2R/1ER, 8BB, 25K).

GÓMEZ, Antonio – C

HT: 6-3; **WT:** 220; **B:** R; **T:** R; **BORN:** 11/13/01 in Caracas, Venezuela; **RESIDES:** Miami, Fla.; **OBTAINED:** Signed by the Yankees as a non-drafted free agent on 7/2/18; **M.L. SVC:** 0.000; **CAREER NOTES: 2024:** Batted .241/.329/.419 (46-for-191) with 33R, 17 doubles, 1 triple, 5HR, 24RBI, 24BB and 35B in 57 combined games with the FCL Yankees, Single-A Tampa and High-A Hudson Valley...following the season, played for the Salt River Rrafters in the Arizona Fall League, batting .244 (10-for-41) with 6R, 1 double, 2RBI, 8BB and 35B...**2022:** Spent the entire season with Single-A Tampa, batting .252/.332/.369 (82-for-325) with 36R, 10 doubles, 2 triples, 8HR, 48RBI 35BB and 15B in 89 games...led the Tarpons in RBI, slugging percentage and hits...following the season, was tabbed as the "Best Defensive Catcher" in the Yankees system according to *Baseball America*...**2021:** Split the season with the FCL Yankees and Low-A Tampa, combining to hit .263 (41-for-156) with 28R, 10 doubles, 1 triple, 4HR, 23RBI and 26BB in 46 games...following the season, was rated by *Baseball America* as the "Best Defensive Catcher" in the Yankees system and the No. 10 prospect in the FCL...**PERSONAL:** Was ranked as the No. 13 prospect by MLB Pipeline and the No. 14 prospect by *Baseball America* in the 2018 international signing class.

GÓMEZ, Chaury – RHP

HT: 6-1; **WT:** 166; **B:** R; **T:** R; **BORN:** 11/6/06 in Santiago, D.R.; **RESIDES:** Santiago, D.R.; **OBTAINED:** Signed by the Yankees as a non-drafted free agent on 6/2/24; **M.L. SVC:** 0.000.

GÓMEZ, Santiago – INF

HT: 5-9; **WT:** 187; **B:** R; **T:** R; **BORN:** 4/5/04 in Ciudad de México, México; **RESIDES:** Puebla, México; **OBTAINED:** Signed by the Yankees as a non-drafted free agent on 1/19/22; **M.L. SVC:** 0.000; **CAREER NOTES: 2024:** Hit .321/.421/.420 (26-for-81) with 16R, 2 doubles, 2HR, 16RBI, 7BB and 95B in 36 games with the FCL Yankees...**2023:** Spent the entire season with the DSL Yankees, hitting .284/.467/.403 (38-for-134) with 36R, 10 doubles, 2HR, 32RBI, 31BB and 20SB in 41 games...led the DSL Yankees in batting average, RBI, on-base percentage, slugging percentage, OPS (.870) and runs scored.

GONZÁLEZ, Josue – C

HT: 5-9; **WT:** 180; **B:** R; **T:** R; **BORN:** 10/30/03 in Valencia, Venezuela; **RESIDES:** Valencia, Venezuela; **OBTAINED:** Signed by the Yankees as a non-drafted free agent on 5/5/21; **M.L. SVC:** 0.000; **CAREER NOTES: 2024:** Split the season between the FCL Yankees and Single-A Tampa, hitting .237/.351/.398 (56-for-236) with 36R, 11 doubles, 9HR, 42RBI, 32BB and 55B in 77 games...**2023:** Spent the entire season with the DSL Yankees, batting .324/.517/.529 (33-for-102) with 32R, 13 doubles, 1 triple, 2HR, 20RBI, 38BB and 85B in 33 games...was named a Dominican Summer League Mid-Season All-Star.



gonzález, Omar – RHP

HT: 5-11; **WT:** 205; **B:** R; **T:** R; **BORN:** 7/25/05 in Aguadulce, Panamá; **RESIDES:** Aguadulce, Panamá; **OBTAINED:** Signed by the Yankees as a non-drafted free agent on 1/15/22; **M.L. SVC:** 0.000.

GREEN, Austin – INF

HT: 6-0; **WT:** 195; **B:** S; **T:** R; **BORN:** 5/20/02 in Diana, Tex.; **RESIDES:** Diana, Tex.; **COLLEGE:** Texas Tech; **OBTAINED:** Selected by the Yankees in the 14th round of the 2024 First-Year Player Draft; **M.L. SVC:** 0.000.

GREENE, Zach – RHP

HT: 6-2; **WT:** 215; **B:** R; **T:** R; **BORN:** 8/29/96 in Jacksonville, Fla.; **RESIDES:** Jacksonville, Fla.; **COLLEGE:** University of South Alabama; **OBTAINED:** Selected by the Yankees in the eighth round of the 2019 First-Year Player Draft; **M.L. SVC:** 0.000; **CAREER NOTES:** 2023: Was selected by the New York Mets in the Major League Phase of the 2022 Rule 5 Draft and was returned to the Yankees on 3/14...played in 25 combined games (four starts) with the FCL Yankees and Triple-A Scranton/Wilkes-Barre...2022: Spent the entire season with Triple-A Scranton/Wilkes-Barre, going 9-0 with a 3.42 ERA (68.1IP, 51H, 33R/26ER, 32BB, 96K, 11HR) in 48 appearances (four starts)...ranked tied for fourth among International League pitchers in wins...2021: Following the season, was named an Arizona Fall League Rising Star with the Surprise Saguaros...2019: Spent most of the season with the GCL Yankees East and tied for second in the GCL with five saves...**PERSONAL:** Played collegiately at South Alabama (2018-19), St. Johns River (Fla.) C.C. (2017) and UNC-Asheville (2016)...as a senior in 2019, was named Second-Team All-America by the NCWBA and Third-Team All-America by D1Baseball.com after going 2-0 with a 1.45 ERA and 70K in 27 games...graduated in 2015 from Atlantic Coast (Fla.) H.S....was selected by Miami in the 15th round of the 2018 First-Year Player Draft but did not sign.

GROSZ, Josh – RHP

HT: 6-4; **WT:** 208; **B:** R; **T:** R; **BORN:** 9/5/02 in Twentynine Palms, Calif.; **RESIDES:** Virginia Beach, Va.; **COLLEGE:** East Carolina University (N.C.); **OBTAINED:** Selected by the Yankees in the 11th round of the 2023 First-Year Player Draft; **M.L. SVC:** 0.000; **CAREER NOTES:** 2024: Made his professional debut, going 7-8 with a 3.85 ERA (121.2IP, 101H, 70R/52ER, 52BB, 131K, 14HR) in 24 combined games (23 starts) with Single-A Tampa, High-A Hudson Valley and Double-A Somerset...among qualified Yankees farmhands, ranked fifth in innings pitched, tied for sixth in starts, seventh in opponents' batting average (.227) and WHIP (1.26), and eighth in ERA...**PERSONAL:** Played three seasons at East Carolina University (2021-23), going 8-7 with a 4.76 ERA (145.2IP, 131H, 81R/77ER, 67BB, 149K, 22HR) in 55 career appearances (27 starts)...was selected to the 2023 All-American Athletic Conference Second Team.

HALL, Anthony – OF

HT: 6-2; **WT:** 205; **B:** L; **T:** L; **BORN:** 2/9/01 in San Diego, Calif.; **RESIDES:** San Diego, Calif.; **COLLEGE:** University of Oregon; **OBTAINED:** Selected by the Yankees in the fourth round of the 2022 First-Year Player Draft; **M.L. SVC:** 0.000; **CAREER NOTES:** 2023: In his first full season, batted .246/.353/.403 (80-for-325) with 54R, 15 doubles, 3 triples, 10HR, 47RBI and 55B in 84 combined games with Single-A Tampa and High-A Hudson Valley...2022: Made his professional debut with the FCL Yankees...**PERSONAL:** In three seasons at the University of Oregon (2020-22), batted .307/.374/.554 (134-for-437) with 84R, 29 doubles, 8 triples, 21HR, 101RBI, 42BB and 75B in 124 games...as a senior in 2022, hit .333/.402/.640 (75-for-225) with 53R, 17 doubles, 5 triples, 14HR, 56RBI, 24BB and 55B in 60 games...his .640 SLG in 2022 was the highest in a single season in program history...was originally selected by the Atlanta Braves in the 35th round of the 2019 First-Year Player Draft, but did not sign...attended Point Loma (Calif.) H.S.

HAMPSHIRE, Carlos – RHP

HT: 5-10; **WT:** 158; **B:** R; **T:** R; **BORN:** 10/11/04 in Oaxaca, México; **RESIDES:** Puebla, México; **OBTAINED:** Signed by the Yankees as a non-drafted free agent on 1/25/23; **M.L. SVC:** 0.000.

HAMPTON, Chase – RHP

HT: 6-2; **WT:** 225; **B:** R; **T:** R; **BORN:** 8/7/01 in Kilgore, Tex.; **RESIDES:** Kilgore, Tex.; **COLLEGE:** Texas Tech University; **OBTAINED:** Selected by the Yankees in the sixth round of the 2022 First-Year Player Draft; **M.L. SVC:** 0.000; **CAREER NOTES:** 2024: Made seven combined starts with the FCL Yankees, Single-A Tampa and Double-A Somerset, going 0-1 with a 2.41 ERA (18.2IP, 11H, 6R/5ER, 9BB, 16K, 1HR)...in spring training, was named the 2023 recipient of the "Kevin Lawm" Award as the Yankees' minor league "Pitcher Player of the Year"...following the season, was tabbed by *Baseball America* as the No. 7 prospect in the Yankees organization...was tabbed by *Baseball America* as having the "Best Fastball" and "Best Curveball" among Yankees farmhands...2023: Made his professional debut, splitting the season between High-A Hudson Valley and Double-A Somerset, going 4-3 with a 3.63 ERA (106.2IP, 85H, 51R/43ER, 37BB, 145K, 13HR) in 20 combined starts...among Yankees minor leaguers, ranked sixth in strikeouts and ninth in innings pitched...began the season with Hudson Valley, going 2-1 with a 2.68 ERA (47.0IP, 31H, 18R/14ER, 16BB, 77K, 5HR) in nine starts...was promoted to Somerset on 6/15 and went 2-2 with a 4.37 ERA (59.2IP, 54H, 33R/29ER, 21BB, 68K, 8HR) in 11 starts...following the season, was tabbed by *Baseball America* as the No. 6 prospect in the Yankees organization and named the No. 6 prospect in the Yankees organization by MLB Pipeline...was also labeled by the publication as having the "Best Fastball" and "Best Curveball" among Yankees farmhands...2022: Did not pitch...**PERSONAL:** In two seasons with Texas Tech (2021-22), went 9-5 with a 4.10 ERA (101.0IP, 46ER) and 106K in 33 games (18 starts)...graduated from Kilgore H.S. (Tex.)...finished his high school career with a 1.94 ERA and 284K...was First Team All-State and District MVP.

NON-ROSTER INVITEE

Hampton's Career Pitching Record

Year	Club	W	L	ERA	G	GS	CG	SHO	SV	IP	H	R	ER	HR	HP	BB	SO	WP	BK
2023	Hudson Valley	2	1	2.68	9	9	0	0	0	47.0	31	18	14	5	0	16	77	5	0
	Somerset	2	2	4.37	11	11	0	0	0	59.2	54	33	29	8	0	21	68	5	2
2024	FCL Yankees	0	0	2.70	2	2	0	0	0	3.1	3	1	1	0	0	4	4	1	0
	Tampa	0	1	3.72	3	3	0	0	0	9.2	4	5	4	1	2	2	8	2	0
	Somerset	0	0	0.00	2	2	0	0	0	5.2	4	0	0	0	0	3	4	1	0
Minor League Totals		4	4	3.45	27	27	0	0	0	125.1	96	57	48	14	2	46	161	14	2

HARBER, Parks – INF

HT: 6-3; **WT:** 225; **B:** R; **T:** R; **BORN:** 9/25/01 in Atlanta, Ga.; **RESIDES:** Atlanta, Ga.; **COLLEGE:** University of North Carolina; **OBTAINED:** Signed by the Yankees as a non-drafted free agent on 7/19/24; **M.L. SVC:** 0.000; **CAREER NOTES:** 2024: Made his professional debut, hitting .269/.389/.449 (21-for-78) with 19R, 7 doubles, 2 triples, 1HR, 19RBI, 15BB and 45B in 23 games with Single-A Tampa...**PERSONAL:** Played three seasons at the University of Georgia (2021-23) before transferring to UNC (2024) his senior year...hit .343/.425/.648 (80-for-233) with 57R, 9 doubles, 1 triple, 20HR, 63RBI, 35BB and 45B in 61 games in his lone season for the Tar Heels...was named NCWBA Second Team All-America and Second-Team All-ACC...became the 11th Tar Heel in school history to hit 20-or-more HR in a season.



HARDMAN, Tyler – INF

HT: 6-3; **WT:** 230; **B:** R; **T:** R; **BORN:** 1/27/99 in Mission Viejo, Calif; **RESIDES:** Kennesaw, Ga.; **COLLEGE:** University of Oklahoma; **OBTAINED:** Selected by the Yankees in the fifth round of the 2021 First-Year Player Draft; **M.L. SVC:** 0.000; **CAREER NOTES:** **2023:** In 77 games with Double-A Somerset, batted .237/.332/.558 (67-for-283) with 56R, 9 doubles, 2 triples, 26HR, 56RBI, 40BB and 95B...led Eastern League batters with 26HR...was named the Eastern League "Player of the Week" from 6/26-7/2 after hitting .467/.579/1.533 (7-for-15) with 7R, 1 double, 5HR, 7RBI and 4BB in four games...was named the Eastern League "Player of the Week" from 7/17-23 after batting .474/.583/1.741 (9-for-19) with 7R, 1 double, 4HR, 8RBI, 5BB and 15B in five games...was named the Eastern League "Player of the Month" for July after hitting .228/.347/.620 (18-for-79) with 19R, 1 double, 10HR, 20RBI and 14BB in 21 games...**2022:** Combined with High-A Hudson Valley and Double-A Somerset, hitting .255 (105-for-412) with 53R, 16 doubles, 2 triples, 22HR, 81RBI, 40BB and 145B in 111 games...led Yankees minor leaguers in HR and RBI and ranked fourth in total bases (191)...ranked second in RBI (79), third in total bases (190) and fourth in HR (22) among South Atlantic League hitters...was named a South Atlantic League Postseason All-Star...following the season, played for the Mesa Solar Sox in the Arizona Fall League, hitting .325/.373/.662 (25-for-77) with 21R, 6 doubles, 1 triple, 6HR, 15RBI, 6BB and 15B in 20 games...was named an AFL Fall Star...was named the AFL "Hitler of the Week" for Week 5...was named to the All-AFL Team...**2021:** Made his professional debut, batting .243/.311/.421 (26-for-107) with 20R, 7 doubles, 4HR, 19RBI and 10BB in 33 combined games with the FCL Yankees and Low-A Tampa...**PERSONAL:** Full name is Tyler Ryan Hardman...as a redshirt junior with the University of Oklahoma, led the Big 12 with a .397 (89-for-224) batting average to go along with 49R, 19 doubles, 2 triples, 12HR, 49RBI and 34BB in 55 games...was a First Team All-Big 12 selection and earned First Team All-American honors by the NCBA (National Collegiate Baseball Writers Association), ABCA (American Baseball Coaches Association) and Perfect Game...was also named one of four finalists for the Bobby Bragan Collegiate Slugger Award, recognizing the best hitter in Division I programs throughout Arkansas, Louisiana, New Mexico, Oklahoma and Texas...attended Temescal Canyon (Calif.) H.S...was originally selected out of high school by the Colorado Rockies in the 37th round of the 2017 MLB First-Year Player Draft, but did not sign.

HARTLIEB, Geoff – RHP

HT: 6-5; **WT:** 250; **B:** R; **T:** R; **BORN:** 12/9/93 in Highland, Ill.; **RESIDES:** Troy, Ill.; **COLLEGE:** Lindenwood University (Mo.); **OBTAINED:** Signed by the Yankees as a minor league free agent on 10/18/24; **M.L. SVC:** 1.158; **CAREER NOTES:** Has spent parts of five Major League seasons with the Pittsburgh Pirates (2019-21), New York Mets (2021), Miami Marlins (2023) and Colorado Rockies (2024), going 1-1 with a 7.37 ERA (79.1IP, 93H, 68R/65ER, 55BB, 76K, 11HR) in 64 combined relief appearances...was selected by the Pittsburgh Pirates in the 29th round of the 2016 First-Year Player Draft...**2024:** Made five appearances with the Colorado Rockies, posting a 9.00 ERA (9.0IP, 13H, 10R/9ER, 4BB, 7K, 1HR)...spent the majority of the season with Triple-A Albuquerque, going 5-1 with two saves and a 5.47 ERA (54.1IP, 59H, 35R/33ER, 24BB, 56K, 8HR) in 41 relief appearances...**2023:** Made two relief appearances with the Miami Marlins, posting a 2.25 ERA (4.0IP, 2H, 1ER, 3BB, 3K, 1HR)...spent the majority of the season with Triple-A Jacksonville, going 2-6 with seven saves and a 3.63 ERA (44.2IP, 41H, 25R/18ER, 18BB, 46K, 4HR) in 35 relief appearances...was designated for assignment by the Marlins on 9/6 and outrighted on 9/8...elected free agency on 10/5 and was signed by the Colorado Rockies as a minor league free agent on 11/9...**2022:** Spent the entire season with Triple-A Worcester, going 3-6 with a 5.16 ERA (61.0IP, 60H, 36R/35ER, 25BB, 64K, 8HR) in 40 relief outings (three starts)...following the season, made 10 appearances with Aguila Cibaeñas of the Dominican Winter League, going 0-1 with a 2.03 ERA (13.1IP, 11H, 3ER, 4BB, 15K, 1HR)...signed with the Miami Marlins as a minor league free agent on 11/21...**2021:** Made seven combined relief appearances with the Pittsburgh Pirates (4G) and New York Mets (3G), posting an 11.00 ERA (9.0IP, 10H, 11ER, 11BB, 9K, 0HR)...made 23 combined appearances with Triple-A Indianapolis, Triple-A Syracuse and Triple-A Worcester, going 3-2 with a 3.76 ERA (26.1IP, 21H, 13R/11ER, 17BB, 29K, 4HR)...began the season with Indianapolis before being designated for assignment by the Pirates on 7/3...was claimed off waivers by the Mets on 7/9 and designated for assignment on 9/2...was claimed off waivers by the Boston Red Sox on 9/4 and outrighted to Worcester on 9/26...**2020:** Over 21 relief appearances with the Pittsburgh Pirates, went 1-0 with a 3.63 ERA (22.1IP, 16H, 11R/9ER, 19BB, 19K, 1HR)...stranded 16-of-18 inherited runners, marking the eighth-best inherited runners scored percentage (11.1) among qualified MLB relievers (fourth in NL)...earned his first career win on 7/28 vs. Milwaukee...**2019:** Went 0-1 with a 9.00 ERA (35.0IP, 52H, 35ER, 18BB, 38K, 8HR) in 29 appearances with the Pittsburgh Pirates...made his Major League debut on 5/18 at San Diego...recorded 26 relief outings with Triple-A Indianapolis, going 4-1 with three saves and a 2.50 ERA (39.2IP, 31H, 11ER, 15BB, 50K, 0HR)...**2018:** Spent the entire season with Double-A Altoona, going 8-2 with 10 saves and a 3.24 ERA (58.1IP, 56H, 29R/21ER, 24BB, 56K, 3HR) in 47 appearances...his 47 outings were the most among Pirates farmhands and his 10 saves ranked eighth among Eastern League pitchers...following the season, made 10 appearances with the Surprise Saguaros in the Arizona Fall League...**2017:** Went 2-6 with nine saves and a 2.12 ERA (63.2IP, 51H, 22R/15ER, 15BB, 62K, 4HR) in 39 combined appearances with Single-A West Virginia and High-A Bradenton...**2016:** Made his professional debut, going 4-1 with one save and a 4.44 ERA (26.1IP, 26H, 22R/13ER, 9BB, 28K, 3HR) in 16 outings with Rookie-level Bristol...**PERSONAL:** Attended Quincy University (Ill.) and played basketball...transferred and played baseball for Lindenwood University, pitching in 39 games (22 starts) across three seasons...graduated from Highland High School in Highland, Ill. and earned All-State honors in basketball his junior and senior year...earned All-Area honors in baseball during his junior and senior seasons...was originally selected by the New York Mets in the 37th round of the 2015 First-Year Player Draft but did not sign.

Hartlieb's Career Pitching Record

Year	Club	W	L	ERA	G	GS	CG	SHO	SV	IP	H	R	ER	HR	HP	BB	SO	WP	BK
2016	Bristol	4	1	4.44	16	0	0	0	1	26.1	26	22	13	3	4	9	28	4	0
2017	West Virginia	1	2	0.83	20	0	0	0	6	32.2	72	7	3	1	1	6	26	0	1
	Bradenton	1	4	3.48	19	0	0	0	3	31.0	29	15	12	3	1	9	36	4	0
2018	Altoona	8	2	3.24	47	0	0	0	10	58.1	56	29	21	3	3	24	56	6	0
2019	Indianapolis	4	1	2.50	26	0	0	0	3	39.2	31	11	11	0	0	15	50	5	2
	PITTSBURGH	0	1	9.00	29	0	0	0	0	35.0	52	35	35	8	0	18	38	5	1
2020	PITTSBURGH	1	0	3.63	21	0	0	0	0	22.1	16	11	9	1	3	19	19	2	0
2021	Indianapolis	1	1	1.86	9	0	0	0	0	9.2	5	2	2	1	0	4	13	1	0
	PITTSBURGH	0	0	7.71	4	0	0	0	0	4.2	3	4	4	0	2	5	4	0	0
	Syracuse	1	1	6.23	10	0	0	0	0	13.0	16	10	9	3	0	9	14	2	0
	NEW YORK-NL	0	0	14.54	3	0	0	0	0	4.1	7	7	7	0	1	6	5	1	0
	Worcester	1	0	0.00	4	0	0	0	0	3.2	0	1	0	0	2	4	2	0	0
2022	Worcester	3	6	5.16	40	3	0	0	0	61.0	60	36	35	8	3	25	64	10	0
2023	Jacksonville	2	6	3.63	35	0	0	0	7	44.2	41	25	18	4	2	18	46	4	1
	MIAMI	0	0	2.25	2	0	0	0	0	4.0	2	1	1	1	0	3	3	0	0
2024	Albuquerque	5	1	5.47	41	0	0	0	2	54.1	59	35	33	8	2	24	56	8	0
	COLORADO	0	0	9.00	5	0	0	0	0	9.0	13	10	9	1	0	4	7	2	1
Minor League Totals		31	25	3.77	267	3	0	0	32	374.1	345	193	157	34	18	147	391	44	4
Major League Totals		1	1	7.37	64	0	0	0	0	79.1	93	68	65	11	6	55	76	10	2



HARVEY, Ryan – RHP

HT: 6-3; **WT:** 195; **B:** R; **T:** R; **BORN:** 2/8/01 in Palo Alto, Calif.; **RESIDES:** Roseville, Calif.; **COLLEGE:** UC Santa Barbara (Calif.); **OBTAINED:** Selected by the Yankees in the 11th round of the 2022 First-Year Player Draft; **M.L. SVC:** 0.000; **CAREER NOTES:** 2024: Following the season, played with the Salt River Rafter in the Arizona Fall League...2023: Made his professional debut, going 1-3 with a 3.94 ERA (45.2IP, 22R/20ER, 22BB, 48K, 6HR) in 13 combined games (12 starts) with the FCL Yankees and Single-A Tampa...**PERSONAL:** In three seasons with UC Santa Barbara (Calif.), went 0-2 with 13 saves, a 4.27 ERA (46.1IP, 22ER) and 54K in 35 games (two start

HENDRY, Brian – RHP

HT: 6-3; **WT:** 227; **B:** R; **T:** R; **BORN:** 10/11/99 in Medford, N.J.; **RESIDES:** West Berlin, N.J.; **COLLEGE:** Oklahoma State University; **OBTAINED:** Selected by the Yankees in the 10th round of the 2023 First-Year Player Draft; **M.L. SVC:** 0.000; **CAREER NOTES:** 2024: Made his professional debut, going 1-0 with a 0.48 ERA (18.2IP, 8H, 3R/1ER, 9BB, 23K, 0HR) in seven starts with High-A Hudson Valley...**PERSONAL:** Pitched collegiately at Oklahoma State University and St. John's University...did not play in 2022 due to injury...graduate of Shawnee H.S. (N.J.), where he was a two-year team captain and led the Renegades to conference championships in 2017 and 2018...earned First-Team All-Conference honors as a junior.

HERMANN, Sean – RHP

HT: 6-0; **WT:** 175; **B:** R; **T:** R; **BORN:** 6/13/03 in Valrico, Fla.; **RESIDES:** Valrico, Fla.; **OBTAINED:** Selected by the Yankees in the 14th round of the 2021 First-Year Player Draft; **M.L. SVC:** 0.000; **CAREER NOTES:** 2023: Spent the majority of the season with Single-A Tampa, going 7-6 with a 4.93 ERA (107.2IP, 59ER)...also made one start with High-A Hudson Valley (5.0IP, 1ER)...among Yankees farmhands, was tied for fifth in wins (eight) and starts (23), tied for seventh in winning percentage (.571) and eighth in innings pitched (112.2)...2022: Made his professional debut, going 2-0 with a 2.52 ERA (53.2IP, 47H, 20R/15ER, 13BB, 57K, 8HR) in 10 combined starts with the FCL Yankees and Single-A Tampa...led all Yankees minor leaguers in ERA, ranked third in WHIP (1.12) and sixth in opponents' batting average (.234)...**PERSONAL:** Had committed to play at the University of South Florida prior to signing with the Yankees...graduated from Durant H.S. (Fla.)...in 2021, went 9-0 with a 0.36 ERA (78.1IP, 4ER) and 135K in 16 appearances as a senior.

HERNÁNDEZ, Cristian – RHP

HT: 6-0; **WT:** 235; **B:** R; **T:** R; **BORN:** 9/23/00 in Cumaná, Venezuela; **RESIDES:** Cumaná, Venezuela; **OBTAINED:** Signed by the Yankees as a minor league free agent on 11/11/24; **M.L. SVC:** 0.000; **CAREER NOTES:** Was originally signed by the Philadelphia Phillies as a non-drafted free agent on 7/9/17...2024: Made 40 combined appearances (one start) with Single-A Clearwater, High-A Jersey Shore and Double-A Reading, going 1-3 with three saves and a 3.50 ERA (54.0IP, 50H, 22R/21ER, 13BB, 57K, 4HR)...following the season, played for Caribes de Anzoátegui in the Venezuelan Professional Baseball League, going 1-1 with a 3.86 ERA (18.2IP, 16H, 13R/8ER, 8BB, 3K, 3HR) in five games (four starts)...2023: Spent the entire season with Double-A Reading, going 4-4 with a 3.66 ERA (51.2IP, 50H, 26R/21ER, 24BB, 66K, 10HR) in 35 appearances (four starts)...following the season, played for Caribes de Anzoátegui in the Venezuelan Professional Baseball League, going 2-1 with a 6.00 ERA (18.0IP, 19H, 13R/12ER, 11BB, 13K, 2HR) in 15 outings...2022: In 29 appearances (nine starts) with High-A Jersey Shore, went 5-3 with one save and a 4.70 ERA (74.2IP, 79H, 44R/39R, 19BB, 67K, 7HR)...following the season, played for the Surprise Saguaros in the Arizona Fall League, going 2-0 with a 0.82 ERA (11.0IP, 9H, 2R/1ER, 1BB, 11K, 0HR) in eight games (one start)...was named an AFL "Fall-Star"...2021: Combined to go 2-7 with a 3.57 ERA (75.2IP, 64H, 32R/30ER, 29BB, 94K, 12HR) in 20 games (17 starts) with Single-A Clearwater and the FCL Phillies...among Phillies farmhands, ranked second in strikeouts and tied for fourth in starts...2019: Did not pitch...2018: Made his professional debut, going 2-3 with a 2.57 ERA (63.0IP, 62H, 28R/18ER, 10BB, 49K, 2HR) in 13 starts with the DSL Phillies Red...was named a Dominican Summer League Midseason All-Star.

NON-ROSTER INVITEE

Hernández's Career Pitching Record

Year	Club	W	L	ERA	G	GS	CG	SHO	SV	IP	H	R	ER	HR	HP	BB	SO	WP	BK
2018	DSL Phillies Red	2	3	2.57	13	13	0	0	0	63.0	62	28	18	2	3	10	49	5	0
2019																			
2020																			
2021	Clearwater	2	7	3.69	18	15	0	0	0	70.2	62	31	29	11	4	29	86	2	0
	FCL Phillies	0	0	1.80	2	2	0	0	0	5.0	2	1	1	1	1	0	8	0	0
2022	Jersey Shore	5	3	4.70	29	9	0	0	1	74.2	79	44	39	7	5	19	67	5	0
2023	Reading	4	4	3.66	35	4	0	0	0	51.2	50	26	21	10	5	24	66	2	3
2024	Clearwater	0	0	14.73	3	0	0	0	1	3.2	5	6	6	0	1	3	3	0	0
	Jersey Shore	0	0	0.00	6	0	0	0	0	8.0	5	0	0	0	0	1	10	0	0
	Reading	1	3	3.19	31	1	0	0	2	42.1	40	16	15	4	2	9	44	1	0
	Minor League Totals	14	20	3.64	137	44	0	0	4	319.0	305	152	129	35	21	95	333	15	3

HERNÁNDEZ, Diomedes – C

HT: 5-11; **WT:** 191; **B:** R; **T:** R; **BORN:** 2/6/05 in Caimbas, Venezuela; **RESIDES:** Caracas, Venezuela; **OBTAINED:** Signed by the Yankees as a non-drafted free agent on 1/15/22; **M.L. SVC:** 0.000; **CAREER NOTES:** 2024: In 28 combined games with the FCL Yankees and Single-A Tampa, batted .272/.341/.333 (22-for-81) with 14R, 2 doubles, 1HR, 14RBI, 8BB and 1SB.

HERNÁNDEZ, Ronaldo – C

HT: 6-1; **WT:** 252; **B:** R; **T:** R; **BORN:** 11/11/97 in Arjona, Colombia; **RESIDES:** Cartagena, Colombia; **OBTAINED:** Signed by the Yankees to a minor league contract on 2/8/25; **M.L. SVC:** 0.004; **CAREER NOTES:** Was originally signed by the Tampa Bay Rays as a non-drafted free agent on 8/9/14...2024: Batted .311/.357/.507 (68-for-219) with 29R, 10 doubles, 11HR, 36RBI and 11BB in 63 games with Triple-A Reno...was released by the Arizona Diamondbacks on 9/18...2023: Was signed to a minor league contract with the Boston Red Sox on 1/12...in 99 games with Triple-A Worcester, hit .242/.336/.445 (81-for-335) with 49R, 17 doubles, 17HR, 70RBI, 41BB and 2SB...among Red Sox farmhands, ranked fourth in RBI and was tied for eighth in home runs...following the season, played in 18 games with the Gigantes del Cibao in the Dominican Winter League...declared minor league free agency on 11/6 and signed as a minor league free agent with Arizona on 12/20...2022: Was signed to a Major League contract with Boston on 3/22...hit .261 (107-for-410) with 50R, 27 doubles, 17HR, 63RBI and 21BB in 105 games with Triple-A Worcester...among Red Sox minor leaguers, ranked seventh in doubles, was tied for eighth in home runs and ninth in hits...was recalled by Boston twice (4/19-20 and 8/1-2), but did not appear in a game...2021: Was acquired by Boston from Tampa Bay along with INF Nick Sogard in exchange for LHP Jeffrey Springs, RHP Chris Mazza and cash considerations on 2/17...batted .284/.326/.501 (103-for-363) with 45R, 29 doubles, 1 triple, 16HR, 58RBI and 12BB in 99 combined games with Double-A Portland and Triple-A Worcester...among qualified Red Sox farmhands, was

NON-ROSTER INVITEE



tied for fourth in extra-base hits (46), tied for fifth in doubles, tied for seventh in total bases (182), ninth in slugging percentage and tied for ninth hits...was named an Organization All-Star by MiLB.com...following the season, played in six games with the Toros del Este in the Dominican Winter League...**2019:** Entered the season as the No. 4 prospect in the Rays organization and the No. 56 prospect overall according to *Baseball America*...in 103 games with High-A Charlotte, batted .265 (104-for-393) with 43R, 19 doubles, 3 triples, 9HR, 60RBI, 17BB and 75B...was selected to the SiriusXM All-Star Futures Games on 7/7 at Cleveland (0-for-2)...was named the Florida State League "Player of the Week" from 6/10-16 after hitting .571/.611/.857 (8-for-14) with 3R, 4 doubles, 4RBI, 2BB and 15B in four games...was named a Florida State League Postseason All-Star...following the season, batted .359/.381/.513 (14-for-39) with 5R, 3 doubles, 1HR, 5RBI and 2BB in 11 games with the Salt River Rafters in the Arizona Fall League...was named an AFL Rising Star...**2018:** Spent the entire season with Single-A Bowling Green, hitting .284/.339/.494 (115-for-405) with 68R, 20 doubles, 1 triple, 21HR, 79RBI, 31BB and 105B in 109 games...among qualified Rays farmhands, was third in home runs and RBI, tied for sixth in total bases (200), eighth in extra-base hits (42) and ninth in slugging percentage...was named the Midwestern League "Player of the Month" for June after batting .366/.398/.829 (30-for-82) with 20R, 6 doubles, 1 triple, 10HR, 25RBI, 4BB and 35B in 22 games...was named a Midwestern League Mid-Season and Postseason All-Star...was also named an Organization All-Star by MiLB.com...following the season, hit .357 (5-for-14) with 5R, 1 triple, 2RBI and 2BB in four games with the Peoria Javelinas in the Arizona Fall League...**2017:** Batted .332/.382/.507 (74-for-223) with 42R, 22 doubles, 1 triple, 5HR, 40RBI, 16BB and 25B in 54 games with Rookie-level Princeton...among qualified Rays farmhands, ranked second in batting average, third in slugging percentage and OPS (.889) and eighth in on-base percentage...was named the Appalachian League's "Player of the Week" from 8/21-27 after hitting .500 (10-for-20) with 6R, 5 doubles, 1HR, 7RBI and 1BB in five games...was named an Organization All-Star by MiLB.com...**2016:** Hit .340/.406/.485 (70-for-206) with 34R, 12 doubles, 6HR, 35RBI, 20BB and 35B in 54 games with the DSL Rays 1...led qualified Rays minor leaguers in batting average and on-base percentage and ranked second in slugging percentage and OPS (.891)...was named a Dominican Summer League Postseason All-Star...**2015:** Made his professional debut, hitting .227 (10-for-44) with 3R, 1 triple, 4RBI and 3BB in 13 games with the DSL Rays...**PERSONAL:** In 2020, returned home to Colombia at the onset of the COVID-19 pandemic and went to work trying to improve the lives of people struggling with poverty in his hometown of Sincerin...he and his wife, Xilena, purchased and bagged essential goods such as rice, pasta, sugar, oil, salt, and eggs and delivered them door-to-door.

Hernández's Career Batting Record

Year	Club	AVG	G	AB	R	H	2B	3B	HR	RBI	SH	SF	HP	BB	SO	SB	CS	E	OBP	SLG
2015	DSL Rays	.227	13	44	3	10	0	1	0	4	0	0	3	3	6	0	0	3	.320	.273
2016	DSL Rays 1	.340	54	206	34	70	12	0	6	35	0	0	3	20	12	3	5	2	.406	.485
2017	Princeton	.332	54	223	42	74	22	1	5	40	0	3	4	16	39	2	2	5	.382	.507
2018	Bowling Green	.284	109	405	68	115	20	1	21	79	0	7	6	31	69	10	4	8	.339	.494
2019	Charlotte	.265	103	393	43	104	19	3	9	60	0	9	6	17	65	7	0	7	.299	.397
2020	Did Not Play - COVID-19 Pandemic																			
2021	Portland	.280	92	336	44	94	26	1	16	53	0	1	9	11	70	0	2	6	.319	.506
	Worcester	.333	7	27	1	9	3	0	0	5	0	0	2	1	7	0	0	0	.400	.444
2022	Worcester	.261	105	410	50	107	27	0	17	63	0	4	2	21	92	0	3	6	.297	.451
2023	Worcester	.242	99	335	49	81	17	0	17	70	0	7	10	41	69	2	0	7	.336	.445
2024	Reno	.311	63	219	29	68	10	0	11	36	0	0	5	11	36	0	0	4	.357	.507
Minor League Totals		.282	699	2598	363	732	156	7	102	445	0	31	50	172	465	24	16	48	.335	.465

HERRERA, Franyer – LHP

HT: 6-0; **WT:** 165; **B:** L; **T:** L; **BORN:** 5/3/05 in Maracaibo, Venezuela; **RESIDES:** Maracaibo, Venezuela; **OBTAINED:** Signed by the Yankees as a non-drafted free agent on 1/15/22; **M.L. SVC:** 0.000; **CAREER NOTES:** **2024:** Went 5-1 with a 2.01 ERA (49.1IP, 43H, 17R/11ER, 17BB, 64K, 1HR) in 12 appearances (11 starts) with the DSL Bombers...led qualified Yankees farmhands in ERA, ranked second in winning percentage (.833), fifth in WHIP (1.22) and eighth in opponents' batting average (.235)...also was tied for fourth in strikeouts among Dominican Summer League pitchers...was named a Dominican Summer League Postseason All-Star.

HERRING, Griffin – LHP

HT: 6-2; **WT:** 200; **B:** R; **T:** L; **BORN:** 5/7/03 in Grapevine, Tex.; **RESIDES:** Southlake, Tex.; **COLLEGE:** Louisiana State University; **OBTAINED:** Selected by the Yankees in the sixth round of the 2024 First-Year Player Draft; **M.L. SVC:** 0.000; **PERSONAL:** In two seasons at LSU (2023-24), went 11-3 with eight saves and a 2.66 ERA (84.2IP, 71H, 33R/25ER, 32BB, 108K, 2HR) in 39 appearances (one start)...was named 2024 Second-Team All-SEC and 2024 First-Team ABCA All-South Region.

HESS, Ben – RHP

HT: 6-4; **WT:** 255; **B:** R; **T:** R; **BORN:** 9/3/02 in Moline, Ill.; **RESIDES:** Tampa, Fla.; **COLLEGE:** University of Alabama; **OBTAINED:** Selected by the Yankees in the first round (26th overall) of the 2024 First-Year Player Draft; **M.L. SVC:** 0.000; **CAREER NOTES:** **2024:** Was tabbed by *Baseball America* as the No. 4 prospect in the Yankees organization...**PERSONAL:** In three seasons with the Crimson Tide, went 12-6 with a 4.81 ERA (138.1IP, 111H, 84R/74ER, 62BB, 205K, 26HR) in 33 appearances (30 starts)...owns the Alabama career record for strikeouts per 9.0 innings ratio (13.34)...his 106K in his junior year ranks fifth on the Alabama single-season list...became the fifth player from the University of Alabama to be drafted in the first round of the First-Year Player Draft, joining Joe Vitiello (seventh overall in 1991 by the Kansas City Royals), Jeremy Brown (35th overall in 2007 by the Oakland Athletics), Taylor Tankersley (27th overall in 2004 by the Florida Marlins) and Tommy Hunter (54th overall in 2002 by the Texas Rangers)...was ranked as the No. 38 overall prospect by *Baseball America* and No. 44 by MLB Pipeline in the 2024 draft class.

HUGHES, Gus – RHP

HT: 5-11; **WT:** 205; **B:** R; **T:** R; **BORN:** 5/1/02 in Greensboro, N.C.; **RESIDES:** Greensboro, N.C.; **COLLEGE:** High Point University (N.C.) **OBTAINED:** Selected by the Yankees in the 18th round of the 2024 First-Year Player Draft; **M.L. SVC:** 0.000; **PERSONAL:** Was named Big South First-Team All-Conference in 2024 with High Point University.

HURD, Thatcher – RHP

HT: 6-4; **WT:** 230; **B:** R; **T:** R; **BORN:** 12/9/02 in Berkeley, Calif.; **RESIDES:** Manhattan Beach, Calif.; **COLLEGE:** Louisiana State University **OBTAINED:** Selected by the Yankees in the third round of the 2024 First-Year Player Draft; **M.L. SVC:** 0.000; **PERSONAL:** Was the winning pitcher in the 2023 College World Series Championship Game...donated money he received through LSU's NIL program to the Baton Rouge Food Bank, providing 250,000 pounds of items.



ILARRAZA, Luis – RHP

HT: 6-1; **WT:** 155; **B:** R; **T:** R; **BORN:** 7/30/06 in San Felipe, Venezuela; **RESIDES:** Valencia, Venezuela; **OBTAINED:** Signed by the Yankees as a non-drafted free agent on 1/15/24; **M.L. SVC:** 0.000.

JACKSON, ALEX – C

HT: 6-2; **WT:** 215; **B:** R; **T:** R; **BORN:** 12/25/95 in San Diego, Calif.; **RESIDES:** Henderson, Nev.; **OBTAINED:** Was acquired by the Yankees from the Cincinnati Reds along with RHP Fernando Cruz in exchange for C Jose Trevino on 12/20/24; **M.L. SVC:** 2.123; **CAREER NOTES:** Was originally selected by the Seattle Mariners in the first round (sixth overall) of the 2014 First-Year Player Draft...over parts of five Major League seasons with the Atlanta Braves (2019-21), Miami Marlins (2021), Milwaukee Brewers (2022) and Tampa Bay Rays (2024), batting .132 (40-for-302) with 30R, 12 doubles, 6HR, 24RBI, 26BB and 15B in 124 career games...has appeared defensively at catcher (113G/93GS) and right field (1G)...has made two Opening Day roster with Atlanta (2020-21)...**2024:** In 58 games with Tampa Bay over one stint (5/3-9/5), batted .122 (17-for-139) with 17R, 7 doubles, 3HR, 12RBI, 12BB and 15B...in 28 games with Triple-A Durham, batted .238 (25-for-105) with 17R, 5 doubles, 1 triple, 8HR, 20RBI and 12BB...following the season, signed a minor league contract with the Cincinnati Reds on 11/5...**2023:** In 59 combined games with Triple-A Nashville and Triple-A Durham, slashed .284/.347/.556 (64-for-225) with 42R, 11 doubles, 1 triple, 16HR, 45RBI and 18BB...began the season with Nashville in the Brewers organization and slashed .286/.360/.554 (48-for-168) with 31R, 7 doubles, 1 triple, 12HR, 35RBI and 16BB in 45 games...was acquired by Tampa Bay from Milwaukee on 8/1 in exchange for RHP Evan McKendry...hit .281/.305/.561 (16-for-57) with 11R, 4 doubles, 4HR 10RBI and 2BB in 14 games for Durham...**2022:** Went 3-for-12 (.259) in five games over three stints with Milwaukee...played one game for Triple-A Jacksonville before being acquired by Milwaukee in exchange for INF Hayden Cantrelle and RHP Alexis Ramirez on 4/6...was placed on the 10-day injured list with a left middle finger sprain on 6/10 (retroactive to 6/7)...played in five rehab games with the ACL Brewers and Triple-A Nashville...was returned from rehab, reinstated from the injured list and optioned to Nashville on 7/17...was placed on the 60-day injured on 8/27 with left wrist inflammation and missed the remainder of the season...in 32 combined games with Jacksonville, Nashville and the ACL Brewers (including rehab), batted .224/.320/.383 (24-for-107) with 10R, 9 doubles, 1 triple, 2HR, 18RBI, 13BB and 15B...**2021:** In 52 combined games with Atlanta and Miami, batted .137 (18-for-131) with 13R, 4 doubles, 3HR, 12RBI and 13BB...began the season with Atlanta and played in 10 games with the club...was placed on the 10-day injured list on 5/2 with a strained left hamstring...began a rehab assignment with Triple-A Gwinnett on 5/21 and played in 10 games before being returned on 6/9...was transferred to the 60-day injured list on 6/24...began a 14-game rehab assignment with Gwinnett on 6/30 and was returned on 7/19...was reinstated from the injured list and optioned to Triple-A Gwinnett on 7/21...in 30 games with Gwinnett (including rehab), hit .287 (31-for-108) with 21R, 9 doubles, 1 triple, 11HR, 36RBI and 11BB...was acquired by Miami from Atlanta on 7/30 in exchange for OF Adam Duvall...batted .157 (17-for-108) with 11R, 4 doubles, 3HR, 12RBI and 11BB in 42 games for the Marlins...recorded his first Major League home run on 8/3 vs. New York-NL with a solo homer in the second inning against RHP Taijuan Walker...**2020:** Played in five games for the Braves, going 2-for-7 with 1 double...made his first Opening Day roster...on 7/28 at Tampa Bay, recorded his first Major League hit with a third inning double against RHP Yonny Chirinos...**2019:** Saw his first Major League action with the Atlanta Braves, appearing in four games (0-for-13, 1BB) over three stints (4/7-17, 8/21-24 and 9/5-end of season)...made his Major League debut on 4/7 vs. Miami (0-for-3)...was placed on the 60-day injured list on 9/5 with a left knee sprain and missed the remainder of the season...spent the majority of the season with Triple-A Gwinnett and batted .229 (70-for-306) with 52R, 9 doubles, 28HR, 65RBI, 20BB and 15B in 85 games...among Braves farmhands, ranked second in HR and sixth in RBI...was named an Organization All-Star by MiLB.com...**2018:** Attended spring training with the Braves as a non-roster invitee...appeared in 99 games for Double-A Mississippi and Triple-A Gwinnett, batting .201 (67-for-333) with 42R, 23 doubles, 3 triples, 8HR, 41RBI and 32BB...**2017:** In 96 combined games with High-A Florida and Double-A Mississippi, batted .267/.328/.480 (98-for-367) with 21 doubles, 19HR, 65RBI, and 23BB...began the season with Florida and batted .272 (70-for-257) with 44R, 17 doubles, 14HR, 45RBI and 13BB in 66 games...was named a FSL Mid-Season All-Star...was promoted to Mississippi on 7/30 and hit .255 (28-for-110) with 12R, 4 doubles, 5HR, 20RBI and 10BB in 30 games...following the season, played for the Peoria Javelinas of the Arizona Fall League and was named to the All-Prospect Team after batting .263 (21-for-80) with 15R, 5 doubles, 5HR, 16RBI and 4BB in 20 games...was named an Organization All-Star by MiLB.com...was named a *Baseball America* High Class-A All-Star with Florida...following the season, was named by the publication as the No. 10 ranked prospect in the Braves organization...**2016:** Spent the entire season with Single-A Clinton and batted .243 (81-for-333) with 43R, 20 doubles, 1 triple, 11HR, 55RBI, 34BB and 25B in 92 games...following the season, was acquired by the Braves from the Mariners along with a PTNL (LHP Tyler Pike) in exchange for RHP Max Povse and RHP Rob Whalen...**2015:** Played in 76 combined games with Single-A Clinton and short-season Single-A Everett and batted .207 (56-for-271) with 41R, 17 doubles, 1 triple, 8HR, 38RBI, 27BB and 35B...following the season, was tabbed the Mariners' No. 1 prospect in the organization by *Baseball America*...**2014:** Made his professional debut with the AZL Mariners and hit .280 (23-for-82) with 11R, 6 doubles, 2 triples, 2HR, 16RBI and 9BB...following the season, was named by *Baseball America* as the No. 1 prospect in the Mariners organization and the No. 20 overall prospect in baseball...**PERSONAL:** Attended Rancho Bernardo High School (Calif.)...was named *Baseball America's* High School Player of the Year as a senior after batting .400/.579/.880 (40-for-100) with 45R, 7 doubles, 4 triples, 11HR and 31RBI in 35 games during his senior year...was also named by the publication as the top position player and the No. 4 overall prospect in the 2014 First-Year Player Draft.

NON-ROSTER INVITEE



Jackson's Career Batting Record

Year	Club	AVG	G	AB	R	H	2B	3B	HR	RBI	SH	SF	HP	BB	SO	SB	CS	E	OBP	SLG
2014	AZL Mariners	.280	23	82	11	23	6	2	2	16	1	2	0	9	24	0	1	1	.344	.476
2015	Clinton	.157	28	108	10	17	6	0	0	13	0	1	6	6	35	1	1	3	.240	.213
	Everett	.239	48	163	31	39	11	1	8	25	0	1	12	21	61	2	4	2	.365	.466
2016	Clinton	.243	92	333	43	81	20	1	11	55	1	2	11	34	103	2	1	2	.332	.408
2017	Florida	.272	66	257	44	70	17	0	14	45	0	1	11	13	74	0	1	10	.333	.502
	Mississippi	.255	30	110	12	28	4	0	5	20	0	0	0	10	32	0	0	2	.317	.427
2018	Mississippi	.200	64	225	27	45	12	1	5	24	0	1	6	20	78	0	0	6	.282	.329
	Gwinnett	.204	35	108	15	22	11	2	3	17	0	2	3	12	42	0	0	6	.296	.426
2019	Gwinnett	.229	85	306	52	70	9	0	28	65	0	1	18	20	118	1	0	12	.313	.533
	ATLANTA	.000	4	13	0	0	0	0	0	0	0	0	1	1	5	0	0	0	.133	.000
2020	ATLANTA	.286	5	7	0	2	1	0	0	0	0	0	0	0	4	0	0	0	.286	.429
2021	ATLANTA	.043	10	23	2	1	0	0	0	0	0	0	3	2	13	0	0	3	.214	.043
	Gwinnett	.287	30	108	21	31	9	1	11	36	0	1	3	11	35	1	0	1	.366	.694
	MIAMI	.157	42	108	11	17	4	0	3	12	0	0	4	11	60	0	0	2	.260	.278
2022	Jacksonville	.000	1	4	0	0	0	0	0	0	0	0	0	0	1	0	0	0	.000	.000
	Nashville	.225	31	102	9	23	8	1	2	18	0	2	3	12	28	1	0	2	.319	.382
	MILWAUKEE	.250	5	12	0	3	0	0	0	0	0	0	0	0	7	0	0	0	.250	.250
	ACL Brewers	1.000	1	1	1	1	1	0	0	0	0	0	0	1	0	0	0	0	1.000	2.000
2023	Nashville	.286	45	168	31	48	7	1	12	35	0	1	4	16	48	0	0	4	.360	.554
	Durham	.281	14	57	11	16	4	0	4	10	0	0	0	2	14	0	0	3	.305	.561
2024	Durham	.238	28	105	17	25	5	1	8	20	0	0	1	12	57	0	0	1	.322	.533
	TAMPA BAY	.122	58	139	17	17	7	0	3	12	1	1	2	12	23	1	0	6	.201	.237
Minor League Totals		.241	621	2237	335	539	130	11	113	399	2	15	78	199	720	8	8	57	.323	.460
Major League Totals		.132	124	302	30	40	12	0	6	24	1	1	10	26	142	1	0	9	.224	.232

JACKSON, JoJo – OF

HT: 6-3; **WT:** 217; **B:** S; **T:** L; **BORN:** 10/6/02 in Stone Mountain, Ga.; **RESIDES:** Augusta, Ga.; **COLLEGE:** Georgia State University; **OBTAINED:** Selected by the Yankees in the 17th round of the 2024 First-Year Player Draft; **M.L. SVC:** 0.000.

JASSO, Dylan – INF

HT: 6-1; **WT:** 220; **B:** R; **T:** R; **BORN:** 11/30/02 in Parral, Chihuahua, México; **RESIDES:** Parral, Chihuahua, México; **COLLEGE:** New Mexico Junior College; **OBTAINED:** Signed by the Yankees as a non-drafted free agent on 7/12/23; **M.L. SVC:** 0.000; **CAREER NOTES:** 2024: In 120 combined games with Single-A Tampa and High-A Hudson Valley, hit .243/.329/.399 (107-for-441) with 63R, 30 doubles, 3 triples, 11HR, 67RBI, 50BB and 25B...among Yankees farmhands, was tied for third in doubles, ranked fourth in extra-base hits (44), and sixth in total bases (176), hits and RBI...was named the Florida State Game "Player of the Week" from 4/29-5/5, after hitting .346/.370/.808 (9-for-26) with 6R, 3 doubles, 3HR, 10RBI and 1BB in six games...following the season, played for Naranjeros de Hermosillo in the Mexican Pacific League...**2023:** Made his professional debut, batting .320/.433/.493 (24-for-75) with 15R, 8 doubles, 1 triple, 1HR, 21RBI and 13BB in 21 combined games with the FCL Yankees and Single-A Tampa...was named the Florida Complex League "Player of the Month" for August after hitting .377/.486/.574 (23-for-61) with 15R, 7 doubles, 1 triple, 1HR, 20RBI and 11BB in 17 games with the FCL Yankees.

JIMENEZ, Edgar – C

HT: 5-10; **WT:** 165; **B:** R; **T:** R; **BORN:** 11/3/06 in Santo Domingo, D.R.; **RESIDES:** Santo Domingo, D.R.; **OBTAINED:** Signed by the Yankees as a non-drafted free agent on 1/15/24; **M.L. SVC:** 0.000.

JONES, Brendan – OF

HT: 6-6; **WT:** 175; **B:** L; **T:** L; **BORN:** 4/24/02 in Nashville, Tenn.; **RESIDES:** Greenbrier, Tenn.; **COLLEGE:** Kansas State University; **OBTAINED:** Selected by the Yankees in the 12th round of the 2024 First-Year Player Draft; **M.L. SVC:** 0.000; **CAREER NOTES:** 2024: Made his professional debut, hitting .267/.471/.453 (20-for-75) with 16R, 5 doubles, 3HR, 19RBI, 29BB and 18SB in 24 combined games with Single-A Tampa and High-A Hudson Valley... **PERSONAL:** In three seasons with Kansas State (2022-24), hit .275 (128-for-465) with 128R, 25 doubles, 6 triples, 16HR, 70RBI, 103BB and 705B...was named a 2024 ABCA/Rawlings Gold Glove Finalist.

JONES, Spencer – OF

HT: 6-6; **WT:** 240; **B:** L; **T:** L; **BORN:** 5/14/01 in Encinitas, Calif.; **RESIDES:** Nashville, Tenn.; **COLLEGE:** Vanderbilt University (Tenn.) **OBTAINED:** Selected by the Yankees in the first round (25th overall) of the 2022 First-Year Player Draft; **M.L. SVC:** 0.000; **CAREER NOTES:** 2024: Spent the entire season with Double-A Somerset, hitting .259/.336/.452 (125-for-482) with 73R, 30 doubles, 6 triples, 17HR, 78RBI, 54BB and 25SB in 122 games...led qualified Yankees minor leaguers in RBI, extra-base hits (53) and total bases (218), ranked second in hits, tied for second in triples, tied for third in doubles, fourth in runs scored, sixth in HR and 10th in SLG...was named the Eastern League "Player of the Week" from 6/24-30 after hitting .333/.345/.815 (9-for-27) with 5R, 4 doubles, 3HR, 12RBI, 1BB and 15F in six games...was named the Eastern League "Player of the Week" from 7/29-8/4 after hitting .409/.517/.864 (9-for-22) with 5R, 4 doubles, 2HR, 9RBI, 6BB, 2SB and 15F in six games...was named the Eastern League "Player of the Week" from 8/26-9/1 after hitting .417/.440/.792 (10-for-24) with 3R, 4 doubles, 1 triple, 1HR, 7RBI, 1HP and 25B in six games...was named to the American League roster for the SiriusXM All-Star Futures Game in Texas on 7/13, batting fifth in the starting lineup and playing RF (0-for-1, 1R, 1BB)...was named an Eastern League Postseason All-Star...following the season was tabbed by *Baseball America* as the No. 6 prospect in the organization...was also tabbed by the publication as the "Best Power Hitter", "Fastest Baserunner", "Best Defensive Outfielder" and "Best Athlete" among Yankees farmhands...was a non-roster invitee in spring training and batted .444/.565/.722 (8-for-18) with 7R, 2 doubles, 1HR, 4RBI and 4BB in 12 spring games...was the recipient of the 2024 James P. Dawson Award, given annually to the most outstanding Yankees rookie in spring training...**2023:** Hit .267 (128-for-480) with 71R, 29 doubles, 4 triples, 16HR, 66RBI, 49BB and 435B in 117 combined games with High-A Hudson Valley and Double-A Somerset...among Yankees farmhands, ranked first in doubles and stolen bases, third in hits, tied for third in triples, fourth in extra-base hits (49) and total bases (213), tied for seventh in runs and 10th in RBI...spent the majority of the season with Hudson Valley, batting .268 (110-for-411) with 62R, 28 doubles, 4 triples, 13HR, 56RBI, 42BB and 355B in 100 games...was named to the American League roster for the SiriusXM All-Star Futures Game in Seattle on 7/8, playing in centerfield (0-for-1, 1BB)...was promoted to Somerset on 8/27 and hit .261 (18-for-69) with 9R, 1 double, 3HR, 10RBI, 7BB and 85B in 17 games...was named an MiLB.com



Organization All-Star...following the season was tabbed by *Baseball America* as the No. 2 prospect in the Yankees organization...**2022:** Made his professional debut, batting .344 (32-for-93) with 21R, 6 doubles, 4HR, 12RBI, 11BB and 12SB in 25 combined games with the FCL Yankees (3G) and Single-A Tampa (22G)...following the season, was tabbed by *Baseball America* as the No. 6 prospect in the Yankees organization and the No. 76 overall prospect, as well as labeled as the "Best Athlete" in the Yankees organization...**PERSONAL:** Full name is Spencer George Jones...in three seasons at Vanderbilt University (2020-22), the left-handed batter hit .329/.418/.554 (118-for-359) with 86R, 30 doubles, 3 triples, 15HR, 73RBI, 43BB and 185B in 109 games...during his junior year in 2022, batted .370/.460/.643 with 62R, 21 doubles, 3 triples, 12HR, 60RBI, 32BB and 145B in 61 games, earning All-SEC Second Team honors...additionally, received All-America Third Team honors by Perfect Game and was named to the ABCA/Rawlings Southeast All-Region Second Team...his 21 doubles in 2022 were the most in the SEC...prior to the 2022 First-Year Player Draft, was ranked as the No. 49 overall prospect by *Baseball America* and No. 51 by MLB Pipeline...was originally selected by the Los Angeles Angels in the 31st round of the 2019 First-Year Player Draft out of high school, but did not sign...attended La Costa Canyon H.S. (Calif.).

Jones' Career Batting Record

Year	Club	AVG	G	AB	R	H	2B	3B	HR	RBI	SH	SF	HP	BB	SO	SB	CS	E	OBP	SLG
2022	FCL Yankees	.500	3	10	3	5	1	0	1	4	0	0	0	1	2	2	0	0	.545	.900
	Tampa	.325	22	83	18	27	5	0	3	8	0	0	2	10	18	10	0	1	.411	.494
2023	Hudson Valley	.268	100	411	62	110	28	4	13	56	0	2	2	42	133	35	9	4	.337	.450
	Somerset	.261	17	69	9	18	1	0	3	10	0	1	1	7	22	8	3	1	.333	.406
2024	Somerset	.259	122	482	73	125	30	6	17	78	0	4	4	54	200	25	9	5	.336	.452
Minor League Totals		.270	264	1055	165	285	65	10	37	156	0	7	9	114	375	80	21	11	.344	.456

KEAN, Chris – RHP

HT: 6-4; **WT:** 215; **B:** R; **T:** R; **BORN:** 6/12/02 in Harlingen, Tex.; **RESIDES:** Austin, Tex.; **COLLEGE:** University of Louisiana Monroe; **OBTAINED:** Signed by the Yankees as a non-drafted free agent on 7/14/23; **M.L. SVC:** 0.000; **CAREER NOTES:** **2024:** Made his professional debut, going 2-1 with three saves and a 1.08 ERA (33.1IP, 15H, 7R/4ER, 5BB, 44K, 1HR) in 25 combined appearances (one start) with the FCL Yankees and Single-A Tampa.

KEANE, Sebastian – RHP

HT: 6-1; **WT:** 185; **B:** R; **T:** R; **BORN:** 11/2/00 in Methuen, Mass.; **RESIDES:** North Andover, Mass.; **COLLEGE:** Northeastern University (Mass.); **OBTAINED:** Selected by the Yankees in the 18th round of the 2022 First-Year Player Draft; **M.L. SVC:** 0.000; **CAREER NOTES:** **2023:** Made his professional debut, going 2-2 with one save and a 2.56 ERA (31.2IP, 15H, 11R/9ER, 19BB, 43K, 1HR) in 20 combined appearances (two starts) with the FCL Yankees and Single-A Tampa...was tied for seventh in the Florida Complex League in appearances (18)...was named a Florida Complex League Postseason All-Star...**PERSONAL:** Went 14-17 with one complete game and a 4.98 ERA (161.0IP, 170H, 106R/89ER, 52BB, 147K, 17HR) in 31 games (30 starts) over three seasons (2020-22) at Northeastern...was originally selected by the Boston Red Sox in the 11th round of the 2019 First-Year Player Draft, but did not sign...attended North Andover (Mass.) H.S.

KEATING, Matt – RHP

HT: 6-1; **WT:** 215; **B:** R; **T:** R; **BORN:** 12/7/00 in Omaha, Neb.; **RESIDES:** Omaha, Neb.; **COLLEGE:** University of Southern California; **OBTAINED:** Selected by the Yankees in the ninth round of the 2022 First-Year Player Draft; **M.L. SVC:** 0.000; **CAREER NOTES:** **2024:** Spent the entire season with High-A Hudson Valley, going 5-4 with four saves and a 3.89 ERA (69.1IP, 45H, 33R/30ER, 32BB, 83K, 10HR) in 40 appearances...ranked sixth among Yankees farmhands in appearances...**2023:** In his first full season, went 5-8 with two saves and a 3.58 ERA (65.1IP, 61H, 32R/26ER, 37BB, 93K, 6HR) in 40 appearances with Single-A Tampa...was tied for fifth among Florida State League pitchers in appearances...**PERSONAL:** Went 2-3 with seven saves, a 3.60 ERA (30.0IP, 12ER) and 44K in one season at USC (2024)...spent one season at Southeast CC in Lincoln, Neb. before transferring to USC, earning NJCAA Division I Region IX "Player of the Year" honors.

KIRTNER, Brady – RHP

HT: 6-0; **WT:** 180; **B:** R; **T:** R; **BORN:** 11/21/01 in Warner Robins, Ga.; **RESIDES:** Christiansburg, Va.; **COLLEGE:** Virginia Tech University; **OBTAINED:** Signed by the Yankees as a non-drafted free agent on 7/19/24; **M.L. SVC:** 0.000.

LAGRANGE, Carlos – RHP

HT: 6-6; **WT:** 230; **B:** R; **T:** R; **BORN:** 5/25/03 in Bayaguana, D.R.; **RESIDES:** Bayaguana, D.R.; **OBTAINED:** Signed by the Yankees as a non-drafted free agent on 2/3/22; **M.L. SVC:** 0.000; **CAREER NOTES:** **2024:** Following the season, tossed 8.2IP with a 2.08 ERA over five appearances (four starts) with the Salt River Rafters in the Arizona Fall League (2W, 4H, 3R/2ER, 15BB, 10K, 1HR)...was named an AFL Fall-Star.

LALANE, Henry – LHP

HT: 6-8; **WT:** 235; **B:** L; **T:** L; **BORN:** 5/18/04 in Bronx, N.Y.; **RESIDES:** Santo Domingo, D.R.; **OBTAINED:** Signed by the Yankees as a non-drafted free agent on 5/5/21; **M.L. SVC:** 0.000; **CAREER NOTES:** **2024:** Following the season, was tabbed as the No. 9 prospect in the Yankees organization according to *Baseball America*...**2023:** Went 1-0 with a 4.57 ERA (21.2IP, 17H, 12R/11ER, 4BB, 34K, 3HR) in eight games (five starts) with the FCL Yankees...following the season, was ranked as the No. 7 prospect in the Yankees organization according to *Baseball America*...**2022:** Among Yankees farmhands, ranked among qualified pitchers in WHIP (second, 1.01), ERA (third, 2.98) and opponents' batting average (third, .202)...was named a DSL Midseason All-Star.

LAMPSON, Joshawn – RHP

HT: 6-1; **WT:** 218; **B:** R; **T:** R; **BORN:** 6/23/05 in Bluefields, Nicaragua; **RESIDES:** Bluefields, Nicaragua; **OBTAINED:** Signed by the Yankees as a non-drafted free agent on 1/16/23; **M.L. SVC:** 0.000.

LANDRY, Andrew – RHP

HT: 6-2; **WT:** 193; **B:** R; **T:** R; **BORN:** 2/20/02 in Slidell, La.; **RESIDES:** Slidell, La.; **COLLEGE:** Southeastern Louisiana University; **OBTAINED:** Selected by the Yankees in the 16th round of the 2023 First-Year Player Draft; **M.L. SVC:** 0.000.



LANGE, Justin – RHP

HT: 6-4; **WT:** 220; **B:** R; **T:** R; **BORN:** 9/11/01 in Fredericksburg, Tex.; **RESIDES:** Llano, Tex.; **OBTAINED:** Acquired by the Yankees from the San Diego Padres in exchange for INF Luke Voit on 3/18/22; **M.L. SVC:** 0.000; **CAREER NOTES:** Was originally selected by the Padres in the first round (34th overall - Competitive Balance Round A) of the 2020 First-Year Player Draft...**2023:** Went 2-5 with a 4.75 ERA (85.1IP, 62H, 56R/45ER, 63BB, 131K, 8HR) in 21 combined starts with Single-A Tampa and High-A Hudson Valley...his 131K ranked eighth among Yankees farmhands...was named the Florida State League "Pitcher of the Week" for 5/1-7 after not allowing a hit over 5.0 scoreless innings (3BB, 10K, 1HP) on 5/6 vs. Bradenton...**2022:** Went 3-1 with a 6.44 ERA (36.1IP, 26ER) and 51K in 12 starts with the FCL Yankees...his 12 starts were the most in the FCL...**2021:** Made his professional debut, making nine starts for the Rookie-level Arizona Complex League Padres, going 0-3 with a 6.95 ERA (22.0IP, 17ER) and 29K.

LARA, Gabriel – OF

HT: 5-9; **WT:** 170; **B:** L; **T:** L; **BORN:** 11/27/05 in Santo Domingo, D.R.; **RESIDES:** Santo Domingo, D.R.; **OBTAINED:** Signed by the Yankees as a non-drafted free agent on 1/17/23; **M.L. SVC:** 0.000; **CAREER NOTES:** **2023:** Made his professional debut, batting .267/.401/.411 (39-for-146) with 34R, 7 doubles, 1 triple, 4HR, 29RBI, 28BB and 185B in 43 games with the DSL Bombers.

LEAL, Erick – RHP

HT: 6-3; **WT:** 230; **B:** R; **T:** R; **BORN:** 3/17/95 in Valencia, Venezuela; **RESIDES:** Valencia, Venezuela; **OBTAINED:** Signed by the Yankees to a two-year minor league contract on 9/12/24; **M.L. SVC:** 0.000; **CAREER NOTES:** Was originally signed by the Arizona Diamondbacks as a non-drafted free agent on 9/14/11...**2024:** Made 16 appearances (15 starts) for the Diablos Rojos del México in the Mexican League (Independent League), going 8-1 with a 2.91 ERA (80.1IP, 69H, 29R/26ER, 24BB, 95K, 6HR) in 16 games (15 starts)...also pitched for Leones del Caracas in the Venezuelan Winter League...**2023:** In 11 combined starts with Rieleros de Aguascalientes and the Diablos Rojos del México in the Mexican League (Independent League), went 2-4 with a 5.08 ERA (51.1IP, 53H, 31R/29ER, 19BB, 56K, 4HR)...also made 10 appearances (eight starts) for Navegantes del Magallanes in the Venezuelan Professional Baseball League...**2022:** In 17 starts with Rieleros de Aguascalientes in the Mexican League (Independent League), went 7-6 with two complete games and a 3.50 ERA (90.0IP, 86H, 44R/35ER, 31BB, 100K, 9HR)...was named a Mexican League All-Star...made the roster for Team Venezuela in the Caribbean Series, going 0-1 with a 0.84 ERA (10.2IP, 11H, 2R/1ER, 3BB, 7K) in two starts...also pitched for Navegantes del Magallanes in the Venezuelan Winter League, going 7-2 with a 3.70 ERA (56.0IP, 43H, 25R/23ER, 18BB, 41K, 5HR) in 12 starts...**2021:** In 12 games (11 starts) with Rieleros de Aguascalientes in the Mexican League (Independent League), went 3-3 with a 5.93 ERA (54.2IP, 70H, 42R/36ER, 12BB, 66K, 8HR)...made one start for Team Venezuela in the Caribbean Series (2.0IP, 2H, 0R, 2BB, 1HP)...made 12 starts for Navegantes del Magallanes in the Venezuelan Winter League, going 5-1 with a 3.65 ERA (56.2IP, 59H, 30R/23ER, 11BB, 39K, 6HR)...was named the Venezuelan Winter League "Pitcher of the Year"...made the roster for Team Venezuela in the WBSC Olympic qualifier in the and tossed 6.0 scoreless innings in the start on 6/1 vs. Team Columbia, earning a no decision (2H, 1BB, 6K, 1HP)...**2020:** Recorded seven starts for Navegantes del Magallanes in the Venezuelan Winter League, going 5-1 with a 1.31 ERA (34.1IP, 29H, 5ER, 9BB, 24K, 2HR)...**2019:** In 17 combined appearances (16 starts) with High-A Myrtle Beach and Double-A Tennessee, went 4-6 with a 5.21 ERA (84.2IP, 85H, 51R/49ER, 36BB, 87K, 8HR)...declared minor league free agency on 1/14...**2018:** Spent the entire season with High-A Myrtle Beach, going 1-1 with one save and a 1.41 ERA (63.2IP, 35H, 12R/10ER, 17BB, 61K, 2HR) in 21 appearances (eight starts)...was named the Cubs Minor League "Pitcher of the Month" for July after tossing 22.2 innings without allowing an ER over seven appearances (two starts)...was named the Carolina League Pitcher of the Week" from July 23-29 after tossing 8.1 scoreless innings in 2G/1GS (1W, 2H, 11K)...following the season, made four starts for Navegantes del Magallanes in the Venezuelan Winter League...also made six starts with the Mesa Solar Sox in the Arizona Fall League, going 2-1 with a 2.66 ERA (20.1IP, 16H, 7R/6ER, 11BB, 20K, 0HR)...was named to the AFL All-Prospect Team...**2017:** Did not play due to injury...**2016:** In 21 combined appearances (19 starts) with High-A Myrtle Beach and the AZL Cubs, went 11-4 with a 3.13 ERA (97.2IP, 93H, 44R/34ER, 23BB, 71K, 5HR)...ranked fourth among Cubs farmhands in wins...**2015:** Spent the entire season with Single-A South Bend, going 10-8 with a 3.85 ERA (128.2IP, 138H, 63R/55ER, 32BB, 86K, 11HR) in 23 starts...was named the Midwest League "Pitcher of the Week" from 8/3-9 after tossing 9.0 no-hit innings on 8/4 vs. Kane County...among Cubs minor leaguers, was tied for third in wins and starts, seventh in innings pitched, tied for ninth in strikeouts and 10th in winning percentage (.556)...following the season, went 1-0 with a 3.97 ERA (11.1IP, 13H, 5ER, 4BB, 6K, 1HR) in 10 outings with Navegantes del Magallanes in the Venezuelan Winter League...**2014:** Went 6-2 with a 3.73 ERA (62.2IP, 68H, 34R/26ER, 18BB, 31K, 7HR) in 13 starts with short season Single-A Boise...**2013:** Was acquired by the Chicago Cubs from the Arizona Diamondbacks along with RHP Jesús Castillo in exchange for OF Tony Campana on 2/18...spent the entire season with the AZL Cubs, going 3-2 with one save and a 2.77 ERA (48.2IP, 50H, 18R/15ER, 8BB, 52K, 2HR) in 13 appearances (six starts)...among qualified Cubs farmhands, ranked fifth in ERA, sixth in WHIP (1.19) and tied for seventh in winning percentage (.600)...**2012:** Made his professional debut, going 6-2 with one shutout and a 2.44 ERA (70.0IP, 58H, 26R/19ER, 11BB, 70K, 1 HR) in 14 games (12 starts) with the DSL D-Backs...among qualified D-Backs farmhands, was first in WHIP (0.99) and shutouts, was tied for second in complete games, tied for third in winning percentage (.750), fifth in opponents' batting average (.221) and ranked sixth in ERA.

Leal's Career Pitching Record

Year	Club	W	L	ERA	G	GS	CG	SHO	SV	IP	H	R	ER	HR	HP	BB	SO	WP	BK
2012	DSL D-Backs	6	2	2.44	14	12	1	1	0	70.0	58	26	19	1	3	11	70	7	1
2013	AZL Cubs	3	2	2.77	13	6	0	0	1	48.2	50	18	15	2	3	8	52	9	2
2014	Boise	6	2	3.73	13	13	0	0	0	62.2	68	34	26	7	1	18	31	5	0
2015	South Bend	10	8	3.85	23	23	0	0	0	128.2	138	63	55	11	10	32	86	6	2
2016	Myrtle Beach	10	4	3.23	19	18	0	0	0	94.2	92	43	34	5	4	22	66	1	0
	AZL Cubs	1	0	0.00	2	1	0	0	0	3.0	1	1	0	0	0	1	5	0	0
2017	Did Not Pitch - Injury																		
2018	Myrtle Beach	1	1	1.41	21	8	0	0	1	63.2	35	12	10	2	2	17	61	5	0
2019	Myrtle Beach	1	1	4.31	6	6	0	0	0	31.1	24	15	15	3	4	13	33	1	1
	Tennessee	3	5	5.74	11	10	0	0	0	53.1	61	36	34	5	6	23	54	6	0
2020	Did Not Pitch - COVID-19 Pandemic																		
2021	Pitched in Mexican League																		
2022	Pitched in Mexican League																		
2023	Pitched in Mexican League																		
2024	Pitched in Mexican League																		
Minor League Totals		41	25	3.37	122	97	1	1	2	556.0	527	248	208	36	33	145	458	40	6

LEDESMA, José – LHP

HT: 5-11; **WT:** 189; **B:** L; **T:** L; **BORN:** 4/10/03 in Las Yayas, D.R.; **RESIDES:** Las Yayas, D.R.; **OBTAINED:** Signed by the Yankees as a non-drafted free agent on 7/1/21; **M.L. SVC:** 0.000; **CAREER NOTES:** **2024:** Made his professional debut, going 2-0 with eight saves and a 1.25 ERA (21.2IP, 10H, 6R/3ER, 14BB, 28K, 0HR) in 18 appearances with the DSL Bombers...was tied for the most saves among Yankees farmhands.



LEIBRANDT, Brandon – LHP

HT: 6-4; **WT:** 215; **B:** L; **T:** L; **BORN:** 12/13/92 in Alpharetta Ga.; **RESIDES:** Sandy Springs, Ga.; **COLLEGE:** Florida State University; **OBTAINED:** Signed by the Yankees as a minor league free agent on 11/5/24; **M.L. SVC:** 0.126; **CAREER NOTES:** Was selected by the Philadelphia Phillies in the sixth round of the 2014 First-Year Player Draft...**2024:** Signed with the Cincinnati Reds as a minor league free agent on 5/24...spent the majority of the season with Triple-A Louisville, going 3-4 with a 4.41 ERA (83.2IP, 81H, 43R/41ER, 21BB, 80K, 15HR) in 17 starts...made two appearances with the Reds, posting a 9.95 ERA (6.1IP, 11H, 7R/ER, 2BB, 5K, 3HR)...had his contract selected and made his season debut on 8/29 vs. Oakland, marking his first Major League appearance since 9/5/20 at Tampa Bay with Miami...tossed a career-high-tying 4.0IP on 9/19 vs. Atlanta...**2023:** Spent the season with the High Point Rockers of the Atlantic League of Professional Baseball, going 4-3 with a 3.26 ERA (60.2IP, 50H, 23R/22ER, 19BB, 53K, 8HR)...was named the ALPB "Pitcher of the Month for August...following the season, pitched for the Estrellas Orientales in the Dominican Winter League...**2022:** Signed with the Chicago Cubs as a minor league free agent on 3/12...split the season between Double-A Tennessee and Triple-A Iowa, going 4-4 with one save and a 4.67 ERA (69.1IP, 81H, 37R/36ER, 16BB, 68K, 14HR) in 21 games (eight starts)...was released on 8/5...**2021:** Re-signed with the Miami Marlins as a minor league free agent on 4/7...in 21 combined appearances (18 starts) with Double-A Pensacola and Triple-A Jacksonville, went 4-9 with one complete game and a 5.68 ERA (88.2IP, 100H, 61R/56ER, 33BB, 74K, 16HR)...**2020:** Was released by Philadelphia on 5/29 and signed with the Miami Marlins as a minor league free agent on 8/10...made his Major League debut, posting a 2.00 ERA (9.0IP, 3H, 2R/ER, 7BB, 3K, 0HR) in five outings with the Marlins...made his debut on 8/23 at Washington, tossing 4.0 scoreless innings of relief (1H, 1BB, 1K)...struck out Juan Soto in the fifth inning for his first career strikeout...was placed on the 10-day injured list on 9/6 with left elbow ulnar neuritis...was transferred to the 60-day injured list on 9/13 and missed the rest of the season...**2018:** Spent the entire season with Triple-A Lehigh Valley, going 4-1 with a 1.42 ERA (50.2IP, 34H, 8R/ER, 10BB, 32K, 1HR) in 20 appearances (six starts)...**2017:** Split the season between Double-A Reading and Triple-A Lehigh Valley, going 11-5 with a 3.62 ERA (136.2IP, 136H, 58R/55ER, 47BB, 105K, 12HR) in 25 combined starts...ranked second in wins, tied for second in starts, fifth in innings pitched, tied for eighth in strikeouts and ninth in winning percentage (.688) among qualified Phillies farmhands...**2016:** Went 4-1 with a 2.27 ERA (43.2IP, 35H, 12R/11ER, 14BB, 34K, 2HR) in 10 combined starts with the GCL Phillies and Single-A Clearwater...**2015:** Made 19 combined appearances (18 starts) with the GCL Phillies and Single-A Clearwater, going 7-3 with one complete game and a 2.91 ERA (108.1IP, 87H, 36R/35ER, 21BB, 75K, 6HR)...was named a Florida State League Mid-Season All-Star with Clearwater...following the season, was named an MiLB.com Organization All-Star...**2014:** Made his pro debut, going 3-5 with a one save and a 2.82 ERA (60.2IP, 49H, 20R/19ER, 10BB, 67K, 2HR) in 12 combined outings (10 starts) with Single-A Williamsport and the GCL Phillies...**PERSONAL:** His father, Charlie, pitched for the Cincinnati Reds from 1979-82...according to *Elias*, after making his debut for the Reds in 2024, they became the seventh father-son duo to play for Cincinnati, joining Ken Griffey Sr. (1973-81; '88-90) and Ken Griffey Jr. (2000-08), Buddy Bell (1985-88) and Mike Bell (2000), Tony Pérez (1964-76; '84-86) and Eduardo Pérez (1996-98), Pete Rose (1963-78; '84-86) and Pete Rose Jr. (1997), Gus Bell (1953-61) and Buddy Bell (1985-88) and Gene Moore Sr. (1912) and Gene Moore Jr. (1931)...was originally selected by the Tampa Bay Rays in the 48th round of the 2011 First-Year Player Draft but did not sign.

Leibrandt's Career Pitching Record

Year	Club	W	L	ERA	G	GS	CG	SHO	SV	IP	H	R	ER	HR	HP	BB	SO	WP	BK
2014	GCL Phillies Williamsport	1	2	4.12	5	3	0	0	1	19.2	20	10	9	1	0	2	22	3	0
2015	Clearwater	7	3	3.11	17	17	1	0	0	101.1	83	36	35	6	5	21	67	3	3
	GCL Phillies	0	0	0.00	2	1	0	0	0	7.0	4	0	0	0	0	0	8	0	0
2016	GCL Phillies	0	0	2.30	4	4	0	0	0	15.2	14	5	4	1	1	4	13	0	0
	Clearwater	4	1	2.25	6	6	0	0	0	28.0	21	7	7	1	0	10	21	2	0
2017	Reading	6	2	3.34	13	13	0	0	0	72.2	77	29	27	4	0	23	52	3	1
	Lehigh Valley	5	3	3.94	12	12	0	0	0	64.0	59	29	28	8	1	24	53	0	0
2018	Lehigh Valley	4	1	1.42	20	6	0	0	0	50.2	34	8	8	1	1	10	32	0	3
2019										Did Not Pitch - Injured									
2020	MIAMI	0	0	2.00	5	0	0	0	0	9.0	3	2	2	0	0	7	3	0	0
2021	Pensacola	2	3	6.61	7	7	0	0	0	31.1	39	27	23	4	4	14	21	2	0
	Jacksonville	2	6	5.18	14	11	1	0	0	57.1	61	34	33	12	4	19	53	3	0
2022	Tennessee	2	2	3.31	11	3	0	0	0	32.2	35	13	12	5	1	5	44	1	0
	Iowa	2	2	5.89	10	5	0	0	1	36.2	46	24	24	9	0	11	24	3	1
2023										Pitched in Independent League									
2024	Louisville	3	4	4.41	17	17	0	0	0	83.2	81	43	41	15	2	21	80	3	1
	CINCINNATI	0	0	9.95	2	0	0	0	0	6.1	11	7	7	3	0	2	5	0	0
Minor League Totals		40	32	3.66	145	112	2	0	2	641.2	603	275	261	68	19	172	535	23	9
Major League Totals		0	0	5.28	7	0	0	0	0	15.1	14	9	9	3	0	9	8	0	0

LEWIS, Dillon – OF

HT: 6-3; **WT:** 220; **B:** R; **T:** R; **BORN:** 6/12/03 in Columbia, Md.; **RESIDES:** Charlotte, N.C.; **COLLEGE:** Queens University of Charlotte (N.C.); **OBTAINED:** Selected by the Yankees in the 13th round of the 2024 First-Year Player Draft; **M.L. SVC:** 0.000; **CAREER NOTES:** **2024:** Made his pro debut, batting .250/.304/.385 (13-for-52) with 10R, 4 doubles, 1HR, 6RBI, 4BB and 35B in 14 games with Single-A Tampa.

LOMBARD Jr., George – INF

HT: 6-3; **WT:** 205; **B:** R; **T:** R; **BORN:** 6/2/05 in Miami, Fla.; **RESIDES:** Miami, Fla.; **OBTAINED:** Selected by the Yankees in the first round (26th overall) of the 2023 First-Year Player Draft out of Gulliver Prep H.S. (Fla.); **M.L. SVC:** 0.000; **CAREER NOTES:** **2024:** Split the season between Single-A Tampa and High-A Hudson Valley, batting .231/.338/.334 (98-for-425) with 56R, 25 doubles, 2 triples, 5HR, 45RBI, 61BB, and 395B in 110 combined games...led Yankees farmhands in stolen bases and ranked ninth in hits and walks...following the season, was tabbed as the No. 2 prospect in the Yankees organization and the No. 88 prospect overall according to *Baseball America*...was also tabbed by the publication as the "Best Defensive Infielder" among Yankees farmhands...**2023:** Made his professional debut, batting .311/.466/.356 (14-for-45) with 9R, 2 doubles, 6RBI, 13BB and 45B in 13 combined games with the FCL Yankees and Single-A Tampa...following the season, was ranked by *Baseball America* as the No. 8 prospect in the Yankees organization...**PERSONAL:** Graduated in 2023 from Gulliver Prep H.S. (Fla.)...batted .478 (43-for-90) with 34R, 14 doubles, 1 triple, 6HR and 22RBI in 29 games as a senior in 2023...was named by the *Miami Herald* as one of the 2023 Miami-Dade County Athletes of the Year...entering the 2023 draft, was ranked as the No. 31 overall prospect by both *Baseball America* and MLB Pipeline...was committed to Vanderbilt University...is the son of current Detroit Tigers' Bench Coach George Lombard Sr., who played six Major League seasons with Atlanta (1998-2000), Detroit (2002), Tampa Bay (2003) and Washington (2006).



Lombard Jr.'s Career Batting Record

Year	Club	AVG	G	AB	R	H	2B	3B	HR	RBI	SH	SF	HP	BB	SO	SB	CS	E	OBP	SLG
2023	FCL Yankees	.417	4	12	3	5	1	0	0	2	0	0	0	5	2	3	0	0	.588	.500
	Tampa	.273	9	33	6	9	1	0	0	4	0	0	0	8	10	1	2	1	.415	.303
2024	Tampa	.232	81	310	46	72	17	2	5	37	0	2	7	47	88	30	4	17	.344	.348
	Hudson Valley	.226	29	115	10	26	8	0	0	8	0	0	2	14	26	9	4	6	.321	.296
Minor League Totals		.238	123	470	65	112	27	2	5	51	0	2	9	74	126	43	10	24	.351	.336

LUNA, Jorge – RHP

HT: 5-10; **WT:** 180; **B:** R; **T:** R; **BORN:** 11/4/04 in El Rosario, México; **RESIDES:** El Rosario, México; **OBTAINED:** Signed by the Yankees as a non-drafted free agent on 1/26/23; **M.L. SVC:** 0.000; **CAREER NOTES:** 2024: Went 1-4 with a 3.64 ERA (42.0IP, 34H, 26R/17ER, 18BB, 51K, 3HR) in 12 games (10 starts) with the DSL Yankees.

MANZANO, Marco – LHP

HT: 6-3; **WT:** 176; **B:** L; **T:** L; **BORN:** 8/24/03 in Maracaibo, Venezuela; **RESIDES:** Maracaibo, Venezuela; **OBTAINED:** Signed by the Yankees as a non-drafted free agent on 1/15/24; **M.L. SVC:** 0.000; **CAREER NOTES:** 2024: Made his professional debut, going 1-3 with a 4.55 ERA (27.2IP, 22H, 25R/14ER, 23BB, 31K, 0HR) in 10 combined games (four starts) with the DSL Bombers and DSL Yankees.

MARINEZ, Stiven – INF

HT: 5-10; **WT:** 175; **B:** L; **T:** R; **BORN:** 8/20/07 in Santo Domingo, D.R. **RESIDES:** Santo Domingo, D.R.; **OBTAINED:** Signed by the Yankees as a non-drafted free agent on 12/13/24; **M.L. SVC:** 0.000.

MÁRQUEZ, Edinzo – RHP

HT: 6-2; **WT:** 220; **B:** R; **T:** R; **BORN:** 12/16/04 in Caracas, Venezuela; **RESIDES:** Valencia, Venezuela; **OBTAINED:** Signed by the Yankees as a non-drafted free agent on 1/26/23; **M.L. SVC:** 0.000; **CAREER NOTES:** 2024: Made 12 starts with the DSL Yankees, going 1-1 with a 3.45 ERA (44.1IP, 38H, 21R/17ER, 20BB, 50K, 0HR).

MARTE, Sabier – RHP

HT: 6-5; **WT:** 180; **B:** R; **T:** R; **BORN:** 2/10/04 in Sabana Grande de Palenque, D.R.; **RESIDES:** Sabana Grande de Palenque, D.R.; **OBTAINED:** Signed by the Yankees as a non-drafted free agent on 1/15/22; **M.L. SVC:** 0.000; **CAREER NOTES:** 2024: Went 4-0 with a 2.76 ERA (49.0IP, 38H, 21R/15ER, 16BB, 44K, 4HR) in 12 games (five starts) with the FCL Yankees...led qualified Yankees farmhands in opponents' batting average (.204) and winning percentage (1.000), and ranked second in ERA and WHIP (1.10)...also ranked fourth among Florida Complex League pitchers in innings pitched...**2023:** In 11 games (eight starts) with the DSL Yankees, went 2-0 with one shutout and a 2.43 ERA (40.2IP, 34H, 14R/11ER, 13BB, 42K, 0HR).

MARTINA, Sunayro – RHP

HT: 6-4; **WT:** 179; **B:** R; **T:** R; **BORN:** 10/9/03 in Dordrecht, Netherlands; **RESIDES:** Dordrecht, Netherlands; **OBTAINED:** Signed by the Yankees as a non-drafted free agent on 7/13/22; **M.L. SVC:** 0.000; **CAREER NOTES:** 2023: Made his professional debut, going 0-3 with a 3.86 ERA (28.0IP, 19H, 21R/12ER, 23BB, 34K, 1HR) in 12 games (six starts) with the DSL Bombers.

MARTÍNEZ, Brown – OF

HT: 5-10; **WT:** 161; **B:** R; **T:** R; **BORN:** 11/26/06 in Santo Domingo, D.R.; **RESIDES:** Santo Domingo, D.R.; **OBTAINED:** Signed by the Yankees as a non-drafted free agent on 1/15/24; **M.L. SVC:** 0.000; **CAREER NOTES:** 2024: Made his professional debut, hitting .278 (32-for-115) with 21R, 4 doubles, 19RBI, 15BB and 21SB in 38 games with the DSL Bombers.

MARTÍNEZ, Omar – C

HT: 5-11; **WT:** 230; **B:** L; **T:** R; **BORN:** 7/5/01 in San Félix, Venezuela; **RESIDES:** Guayana, Venezuela; **OBTAINED:** Signed by the Yankees to a minor league contract on 11/3/24...originally signed with the Yankees as a non-drafted free agent on 6/15/18; **M.L. SVC:** 0.000; **CAREER NOTES:** 2024: Spent the entire season with High-A Hudson Valley, batting .238/.374/.404 (83-for-349) with 53R, 15 doubles, 2 triples, 13HR, 41RBI, 73BB and 35B in 104 games...led Yankees minor leaguers in walks...among qualified South Atlantic League batters, ranked third in OBP and walks, and 10th in OPS (.778)...**2023:** Batted .251/.367/.445 (93-for-371) with 66R, 16 doubles, 1 triple, 18HR, 71RBI, 67BB and 85B in 105 games with Single-A Tampa...ranked among qualified Florida State League batters in home runs (third), RBI (tied for third), total bases (165, fifth), SLG (sixth), extra-base hits (35, tied for sixth), OPS (.812, seventh) and walks (eighty)...was named the Florida State League "Player of the Week" for 7/31-8/6 after hitting .435/.500/.957 (10-for-23) with 7R, 4HR, 10RBI, and 3BB in five games...was named a Florida State League Postseason All-Star...following the season, played for Águilas del Zulia in the Venezuelan Professional Baseball League...**2022:** Batted .282/.402/.465 (20-for-71) with 15R, 2 doubles, 1 triple, 3HR, 17RBI, 13BB and 15B in 20 games with the FCL Yankees...**2021:** Was named a Dominican Summer League Postseason All-Star after batting .250 (37-for-148) with 31R, 9 doubles, 6HR, 27RBI, 35BB and 15B in 49 combined games with both DSL Yankees teams...**2019:** In 40 combined games with the DSL Yankees and the GCL Yankees, hit .231/.368/.324 (25-for-108) with 11R, 4 doubles, 2HR, 18RBI, 24BB, 1HP and 3SF...**2018:** Made his professional debut, appearing in one game with the DSL Yankees (0-for-2).

NON-ROSTER INVITEE

Martínez's Career Batting Record

Year	Club	AVG	G	AB	R	H	2B	3B	HR	RBI	SH	SF	HP	BB	SO	SB	CS	E	OBP	SLG
2018	DSL Yankees	.000	1	2	0	0	0	0	0	0	0	0	0	0	0	0	0	0	.000	.000
2019	DSL Yankees	.200	6	15	3	3	0	0	1	3	0	0	1	6	6	0	0	3	.455	.400
	GCL Yankees	.237	34	93	8	22	4	0	1	15	0	3	0	18	21	0	0	3	.351	.312
2020	Did Not Play - COVID-19 Pandemic																			
2021	DSL Yankees 1	.170	31	88	13	15	4	0	3	14	0	2	5	17	34	1	2	6	.330	.318
	DSL Yankees 2	.367	18	60	18	22	5	0	3	13	0	1	1	18	13	0	1	4	.513	.600
2022	FCL Yankees	.282	20	71	15	20	2	1	3	17	0	1	2	13	14	1	1	2	.402	.465
2023	Tampa	.251	105	371	66	93	16	1	18	71	0	3	3	67	110	8	1	22	.367	.445
2024	Hudson Valley	.238	104	349	53	83	15	2	13	41	0	3	5	73	101	3	0	13	.374	.404
Minor League Totals		.246	319	1049	176	258	46	4	42	174	0	13	17	212	299	13	5	53	.377	.418



MARTIN, Garrett – OF

HT: 6-3; WT: 215; B: R; T: R; BORN: 6/28/00 in Arlington, Tex.; RESIDES: Broomfield, Colo.; COLLEGE: Austin Peay State University (Tenn.); OBTAINED: Signed by the Yankees as a non-drafted free agent on 7/14/23; M.L. SVC: 0.000; CAREER NOTES: 2024: Was named the South Atlantic League "Player of the Week" from 8/19-25 after hitting .381/.581/.905 (8-for-21) with 10R, 2 doubles, 3HR, 9RBI, 8BB and 2SB in seven games...following the season, played for the Salt River Rafters in the Arizona Fall League, batting .225 (16-for-71) with 15R, 2 doubles, 1 triple, 5HR, 16RBI, 11BB and 2SB in 19 games...was named an AFL Fall-Star...participated in the Fall Home Run Derby, taking the crown with 10 homers in the 90-second championship round...PERSONAL: Played three seasons at McLennan Community College (2019-21) and one season at Oklahoma State University (2022) before transferring to Austin Peay State (2023)...batted .333/.461/.709 (55-for-165) with 55R, 13 doubles, 2 triples, 15HR, 46RBI, 27BB and 75B in 43 games at Austin Peay State...was originally selected by the Baltimore Orioles in the 22nd round of the 2018 First-Year Player Draft, but did not sign.

MATHEUS, Juan – INF

HT: 5-10; WT: 198; B: S; T: R; BORN: 4/29/04 in Carora, Venezuela; RESIDES: Carora, Venezuela; OBTAINED: Signed by the Yankees as a non-drafted free agent on 1/27/22; M.L. SVC: 0.000; CAREER NOTES: 2024: Batted .303/.421/.463 (53-for-175) with 32R, 11 doubles, 1 triple, 5HR, 40RBI, 34BB and 12SB in 54 combined games with the FCL Yankees and Single-A Tampa...among qualified Yankees farmhands, ranked third in batting average, fourth in OPS (.884), fifth in OBP and eighth in SLG...also ranked third in RBI and fifth in batting average among qualified Florida Complex League hitters...2022: Batted .252/.442/.472 (32-for-127) with 30R, 10 doubles, 3 triples, 4HR, 33RBI, 41BB and 15SB in 45 games with the DSL Yankees.

MATIC, Richard – INF

HT: 6-0; WT: 200; B: R; T: R; BORN: 7/26/07 in La Romana, D.R.; RESIDES: La Romana, D.R.; OBTAINED: Signed by the Yankees as a non-drafted free agent on 1/15/24; M.L. SVC: 0.000.

MATZEK, Tyler – LHP

HT: 6-3; WT: 251; B: L; T: L; BORN: 10/19/90 in Laguna Beach, Calif.; RESIDES: Marietta, Ga.; OBTAINED: Signed by the Yankees as a minor league free agent on 2/10/25; M.L. SVC: 6.003; CAREER NOTES: Has made four career Opening Day rosters with the Atlanta Braves (2020-22, '24)...over parts of six Major League seasons with the Colorado Rockies (2014-15) and Atlanta Braves (2020-22, '24), going 16-21 with one save, one complete game (one shutout) and a 3.72 ERA (285.1IP, 246H, 123R/118ER, 142BB, 272K, 21HR) in 168 career games (24 starts)...has made 20 career postseason appearances (2020-21 with Atlanta), going 4-0 with a 1.48 ERA (24.1IP, 16H, 4R/ER, 7BB, 38K, 1HR)...was originally selected by the Colorado Rockies in the first round (11th overall) of the 2009 First-Year Player Draft out of Capistrano Valley High School (Calif.)...2024: Made 11 relief appearances with Atlanta, posting a 9.90 ERA (10.0IP, 16H, 11R/ER, 3BB, 10K, 3HR)...was acquired by the San Francisco Giants from Atlanta along with INF Sabin Ceballos in exchange for OF Jorge Soler and RHP Luke Jackson on 7/29...made five relief appearances with Triple-A Sacramento, posting a 5.79 ERA (4.2IP, 4H, 4R/ER, 3BB, 3K, 2HR)...was then released by San Francisco on 8/30 and signed back with Atlanta to a minor league contract on 8/31...made four relief outings with Triple-A Gwinnett, going 0-1 with a 4.76 ERA (5.2IP, 5H, 3R/ER, 2BB, 5K, 1HR)...declared minor league free agency on 11/4...2023: Missed the entire season after recovery from "Tommy John" surgery...2022: Made 42 relief appearances with Atlanta, going 4-2 with one save and a 3.50 ERA (43.2IP, 26H, 21R/17ER, 29BB, 36K, 3HR)...was placed on the 15-day injured list from 5/14-7/4 with left shoulder inflammation...made two rehab appearances with Triple-A Gwinnett, tossing 2.0 scoreless innings (5K)...stranded 18-of-20 inherited runners...recorded his first career save on 8/9 at Boston...2021: Made a career-high 69 appearances with Atlanta, going 0-4 with a 2.57 ERA (63.0IP, 40H, 19R/18ER, 37BB, 77K, 3HR)...made 13 postseason appearances, going 3-0 with a 1.72 ERA (15.2IP, 10H, 3R/ER, 4BB, 24K, 0HR)...his 13 appearances marked the most in Braves history for a single postseason...his 24 strikeouts were tied for the third-most by a reliever in a single postseason in Major League history...also struck out 11 batters with RISP, tied for the most by a Braves reliever in a single postseason since John Rocker in 1999...in four World Series outings, went 1-0 with a 1.69 ERA (5.1IP, 6H, 1R/ER, 0BB, 7K, 0HR)...2020: Had his contract selected and was added to the active roster on 7/23...went 4-3 with a 2.79 ERA (29.0IP, 23H, 9R/ER, 10BB, 43K, 1HR) in 21 relief outings with Atlanta...led Major League relievers with 12 appearances of 1.1-or-more innings...his 43K and 29.0IP led all MLB left-handed relievers...made his Braves debut on 7/26 at the Mets, marking his first Major League appearance since 2015...made seven postseason appearances, going 1-0 with a 1.04 ERA (8.2IP, 6H, 1R/ER, 3BB, 14K, 1HR)...2019: Was signed to a minor league contract with Arizona on 1/16...made three appearances with Double-A Jackson, posting a 6.75 ERA (2.2IP, 2H, 2R/ER, 5BB, 3K, 0HR)...was released on 5/16...was signed to a two-year minor league contract with Atlanta on 8/15...made six combined relief outings with Double-A Mississippi and Triple-A Gwinnett, posting a 7.30 ERA (12.1IP, 10H, 11R/10ER, 5BB, 18K, 1HR)...2018: Was signed to a minor league contract with the Seattle Mariners on 2/17 and was released on 3/29...made 22 appearances (14 starts) with the Texas Airhogs in the American Association Independent League, going 3-8 and a 5.89 ERA (88.2IP, 89H, 61R/58ER, 66BB, 93K, 2HR)...2017: Was signed by the Chicago White Sox as a minor league free agent on 2/20 and was released on 3/30...2016: In 33 combined relief appearances with High-A Modesto and Double-A Hartford, went 0-4 with a 6.75 ERA (26.2IP, 25H, 21R/20ER, 33BB, 33K, 1HR)...2015: Made five starts with the Colorado Rockies, going 2-1 with a 4.09 ERA (22.0IP, 21H, 10R/ER, 19BB, 15K, 2HR)...was optioned to Triple-A Albuquerque on 5/8...made 13 combined appearances (one start) with Triple-A Albuquerque and short-season Single-A Boise, going 0-2 with one save and an 11.20 ERA (13.2IP, 7H, 18R/17ER, 25BB, 19K, 1HR)...2014: Made his Major League debut with Colorado, going 6-11 with one complete game (one shutout) and a 4.05 ERA (117.2IP, 120H, 53R/ER, 44BB, 91K, 9HR) in 20 games (19 starts)...made his debut on 6/11 vs. Atlanta, earning the win after allowing just 2R/ER in 7.0IP (5H, 0BB, 7K, 0HR, 1WP)...struck out Freddie Freeman looking in the first inning for his first career strikeout...tossed a shutout on 9/5 vs. San Diego (9.0IP, 3H, 1BB, 6K)...at 23 years, 321 days, became the fifth-youngest Rockies pitcher to toss a shutout, trailing only Mark Brownson (23y, 34d), Jason Jennings (23y, 37d), Jhoulys Chacin (23y, 98d) and John Thomson (23y, 309d)...began the season with Triple-A Colorado Springs, going 5-4 with a 4.05 ERA (66.2IP, 70H, 40R/30ER, 31BB, 61K, 8HR)...was recalled on 6/11...2013: Spent the entire season with Double-A Tulsa, going 8-9 with a 3.79 ERA (142.1IP, 147H, 67R/60ER, 76BB, 95K, 13HR) in 26 starts...among Rockies farmhands, was tied for sixth in wins, tied for eighth in starts and ninth in innings pitched...was named a Texas League Mid-Season All-Star...following the season, made 10 relief appearances with the Salt River Rafters in the Arizona Fall League, going 1-1 with a 3.86 ERA (11.2IP, 10H, 6R/5ER, 7BB, 13K, 2HR)...was named an AFL Rising Star...2012: In 28 starts with High-A Modesto, went 6-8 with a 4.62 ERA (142.1IP, 134H, 85R/73ER, 95BB, 153K, 7HR)...ranked among Rockies farmhands in strikeouts (second), starts (second) and innings pitched (ninth)...was named a California League Mid-Season All-Star...2011: In 22 combined starts with Single-A Asheville and High-A Modesto, went 5-7 with a 6.22 ERA (97.0IP, 79H, 72R/67ER, 96BB, 111K, 8HR)...ranked fourth among Rockies farmhands in strikeouts...was named the South Atlantic League "Pitcher of the Week" for 8/29...2010: Made his professional debut, going 5-1 with a 2.92 ERA (89.1IP, 62H, 31R/29ER, 62BB, 88K, 6HR) in 18 starts with Single-A Asheville...was named the South Atlantic League "Pitcher of the Week" for 8/9...was named an Organization All-star by MLB.com...following the season, was ranked the No. 1 prospect in the Rockies organization and the No. 23 prospect overall according to Baseball America...PERSONAL: Led the Capistrano Valley Cougars to a California state title after going 9-1 with a 1.50 ERA in his senior season.



Matzek's Career Pitching Record

Year	Club	W	L	ERA	G	GS	CG	SHO	SV	IP	H	R	ER	HR	HP	BB	SO	WP	BK
2010	Asheville	5	1	2.92	18	0	0	0	0	89.1	62	31	29	6	4	62	88	7	3
2011	Modesto	0	3	9.82	10	10	0	0	0	33.0	34	37	36	5	2	46	37	5	0
	Asheville	5	4	4.36	12	12	0	0	0	64.0	45	35	31	3	2	50	74	14	0
2012	Modesto	6	8	4.62	28	28	0	0	0	142.1	134	85	73	7	5	95	153	9	0
2013	Tulsa	8	9	3.79	26	26	0	0	0	142.1	147	67	60	13	5	76	95	5	2
2014	Colorado Springs	5	4	4.05	12	12	0	0	0	66.2	70	40	30	8	0	31	61	3	0
	COLORADO	6	11	4.05	20	19	1	1	0	117.2	120	53	53	9	3	44	91	3	0
2015	COLORADO	2	1	4.09	5	5	0	0	0	22.0	21	10	10	2	3	19	15	2	0
	Albuquerque	0	1	8.74	10	1	0	0	1	11.1	5	12	11	1	1	17	15	3	0
	Boise	0	1	23.14	3	0	0	0	0	2.1	2	6	6	0	1	8	4	1	0
2016	Modesto	0	3	4.71	25	0	0	0	0	21.0	17	12	11	1	4	19	28	4	0
	Hartford	0	1	14.29	8	0	0	0	0	5.2	8	9	9	0	1	14	5	1	0
2017	Did Not Pitch																		
2018	Played in Independent League																		
2019	Jackson	0	0	6.75	3	0	0	0	0	2.2	2	2	2	0	0	5	3	1	0
	Mississippi	0	0	0.00	1	0	0	0	0	2.1	0	0	0	0	0	0	5	0	0
	Gwinnett	0	0	9.00	5	0	0	0	0	10.0	10	11	10	1	1	5	13	1	0
2020	ATLANTA	4	3	2.79	21	0	0	0	0	29.0	23	9	9	1	2	10	43	1	0
2021	ATLANTA	0	4	2.57	69	0	0	0	0	63.0	40	19	18	3	2	37	77	6	0
2022	ATLANTA	4	2	3.50	42	0	0	0	1	43.2	26	21	17	3	2	29	36	7	0
	Gwinnett	0	0	0.00	2	0	0	0	0	2.0	0	0	0	0	0	0	5	0	0
2023	Did Not Pitch - Injured																		
2024	ATLANTA	0	0	9.90	11	0	0	0	0	10.0	16	11	11	3	0	3	10	2	0
	Sacramento	0	0	5.79	5	0	0	0	0	4.2	4	4	3	2	0	3	3	0	0
	Gwinnett	0	1	4.76	4	0	0	0	0	5.2	5	3	3	1	0	2	5	1	0
Minor League Totals		29	36	4.67	172	107	0	0	1	605.1	545	354	314	48	26	433	594	55	5
Major League Totals		16	21	3.72	168	24	1	1	1	285.1	246	123	118	21	12	142	272	21	0

MAURICIO, Alex – RHP

HT: 5-11; WT: 175; B: R; T: R; BORN: 8/24/96 in Midlothian, Va.; RESIDES: Midlothian, Va.; COLLEGE: Norfolk State University (Va.); OBTAINED: Selected by the Yankees in the 27th round of the 2017 First-Year Player Draft...voluntarily retired on 12/13/19 but returned for the 2022 season; M.L. SVC: 0.000; CAREER NOTES: 2024: In 38 combined appearances with Triple-A Scranton/Wilkes-Barre and Double-A Somerset, went 4-2 with one save and a 2.34 ERA (50.0IP, 37H, 15R/13ER, 27BB, 53K, 4HR)...was tied for 10th in appearances among Yankees farmhands...2023: Went 2-2 with five saves and a 3.14 ERA (48.2IP, 42H, 18R/17ER, 19BB, 45K, 5HR) in 36 relief appearances with Double-A Somerset...his five saves were tied for the fifth-most among Yankees farmhands.

MAYEA, Brando – OF

HT: 5-11; WT: 180; B: R; T: R; BORN: 9/12/05 in La Habana, Cuba; RESIDES: Santo Domingo, D.R.; OBTAINED: Signed by the Yankees as a non-drafted free agent on 1/17/23; M.L. SVC: 0.000; CAREER NOTES: 2024: Hit .281/.370/.326 (38-for-135) with 23R, 2 doubles, 2 triples, 9RBI, 16BB and 19SB in 35 games with the FCL Yankees...2023: Made his professional debut, batting .276/.382/.400 (40-for-145) with 27R, 7 doubles, 1 triple, 3HR, 18RBI, 22BB and 22SB in 38 games with the DSL Yankees; PERSONAL: Was ranked as the ninth-best prospect by MLB.com for the 2023 international signing period.

MEDINA, Christopher – RHP

HT: 6-1; WT: 185; B: R; T: R; BORN: 3/21/04 in Salcedo, D.R.; RESIDES: Salcedo, D.R.; OBTAINED: Signed by the Yankees as a non-drafted free agent on 4/21/22; M.L. SVC: 0.000; CAREER NOTES: 2023: Went 1-0 with one save and a 3.86 ERA (14.0IP, 10H, 6ER, 12BB, 10K, 1HR) in 12 relief appearances with the DSL Bombers.

MENA, Anthony – RHP

HT: 6-2; WT: 173; B: R; T: R; BORN: 10/12/04 in San Francisco De Macoris, D.R.; RESIDES: San Francisco De Macoris, D.R.; OBTAINED: Signed by the Yankees as a non-drafted free agent on 6/14/24; M.L. SVC: 0.000.

MENDOZA, Jordarlin – RHP

HT: 6-0; WT: 200; B: R; T: R; BORN: 11/14/03 in La Romana, D.R.; RESIDES: La Romana, D.R.; OBTAINED: Signed by the Yankees as a non-drafted free agent on 6/30/21; M.L. SVC: 0.000; CAREER NOTES: 2023: In 10 relief appearances with the FCL Yankees, went 6-0 with a 4.40 ERA (28.2IP, 14ER) and 39K...was named the Florida Complex League "Pitcher of the Week" for 7/31-8/6 after tossing 5.0 no-hit innings of relief (7K, 1BK) on 8/3 vs. the FCL Blue Jays...2022: In his first full season, went 1-1 with a 2.95 ERA (55.0IP, 44H, 23R/18ER, 19BB, 77K, 3HR) in 13 games (12 starts) with the DSL Yankees...his 2.95 ERA was the second-lowest among qualified Yankees farmhands.

MERAN, Richard – OF

HT: 6-0; WT: 179; B: R; T: R; BORN: 6/25/06 in Santo Domingo, D.R.; RESIDES: Santo Domingo, D.R.; OBTAINED: Signed by the Yankees as a non-drafted free agent on 1/17/23; M.L. SVC: 0.000.

MERDA, Hayden – RHP

HT: 6-6; WT: 245; B: R; T: R; BORN: 3/21/00 in Laguna Hills, Calif.; RESIDES: Ladera Ranch, Calif.; COLLEGE: Azusa Pacific University (Calif.); OBTAINED: Selected by the Yankees in the 17th round of the 2022 First-Year Player Draft; M.L. SVC: 0.000; CAREER NOTES: 2023: In 21 appearances (20 starts) with Single-A Tampa, went 3-6 with a 6.21 ERA (95.2IP, 66ER) and 96K...was named the Florida State League "Pitcher of the Week" for 5/22-28 after allowing just one hit over 6.0 scoreless innings (1BB, 8K, 1HP) in his start on 5/23 at Palm Beach...PERSONAL: In three seasons with Azusa Pacific University (Calif.), went 6-3 with eight saves, a 5.12 ERA (65.0IP, 37ER) and 92K.



MESSINGER, Zach – RHP

HT: 6-6; **WT:** 245; **B:** R; **T:** R; **BORN:** 10/4/99 in Newburgh, Ind.; **RESIDES:** Lutz, Fla.; **COLLEGE:** University of Virginia; **OBTAINED:** Selected by the Yankees in the 13th round of the 2021 First-Year Player Draft; **M.L. SVC:** 0.000; **CAREER NOTES:** **2024:** Spent the entire season with Double-A Somerset, going 7-8 with one save and a 3.06 ERA (150.0IP, 114H, 68R/51ER, 52BB, 136K, 9HR) in 27 games (25 starts)...among qualified Yankees farmhands, ranked first in innings pitched, second in opponents' batting average (.207), tied for third in starts, fourth in ERA and WHIP (1.11), tied for fourth in strikeouts and tied ninth in winning percentage (.467)... **2023:** In 21 games (20 starts) with High-A Hudson Valley, went 1-10 with a 4.36 ERA (97.0IP, 82H, 59R/47ER, 53BB, 113K, 13HR)...ranked 10th in the South Atlantic League in strikeouts...was promoted to Double-A Somerset on 9/12 and made one start with the Patriots...among Yankees farmhands, ranked tied for ninth in games started (21) and 10th in strikeouts (120) and innings pitched (101.1)... **PERSONAL:** In three seasons at the University of Virginia, finished 5-3 with a 4.42 ERA (99.2IP, 99H, 62R/49ER, 47BB, 107K, 12HR) in 51 games (11 starts).

MONTERO, Estivenzon – OF

HT: 6-1; **WT:** 189; **B:** R; **T:** R; **BORN:** 10/9/06 in Santo Domingo, D.R.; **RESIDES:** Santo Domingo, D.R.; **OBTAINED:** Signed by the Yankees as a non-drafted free agent on 1/15/24; **M.L. SVC:** 0.000; **CAREER NOTES:** **2024:** Made his professional debut, hitting .242/.361/.364 (24-for-99) with 11R, 5 doubles, 2 triples, 1HR, 22RBI, 17BB and 4SB in 31 games with the DSL Yankees.

MONTERO, Fidel – OF

HT: 6-1; **WT:** 195; **B:** R; **T:** R; **BORN:** 12/19/03 in Santo Domingo, D.R.; **RESIDES:** Santo Domingo, D.R.; **OBTAINED:** Signed by the Yankees as a non-drafted free agent on 2/6/21; **M.L. SVC:** 0.000; **CAREER NOTES:** **2022:** His 40SB with the DSL Bombers were the second-most in the organization...also led the DSL in stolen bases and was tied for fourth in walks (48BB)... **2021:** Tied for third in the Dominican Summer League with 44BB.

MONTERO, Hans – INF

HT: 5-11; **WT:** 184; **B:** R; **T:** R; **BORN:** 12/25/03 in Santo Domingo, D.R.; **RESIDES:** San Cristóbal, D.R.; **OBTAINED:** Signed by the Yankees as a non-drafted free agent on 1/21/21; **M.L. SVC:** 0.000; **CAREER NOTES:** **2024:** His five triples with Single-A Tampa were tied for the fifth-most among Florida State League hitters... **2023:** Batted .257/.419/.404 (47-for-183) with 41R, 6 doubles, 3 triples, 5HR, 23RBI, 44BB and 17SB in 53 games with the FCL Yankees...ranked third among Yankees farmhands in OBP...was named the Florida Complex League "Player of the Month" for June after hitting .344/.523/.641 (22-for-64) with 20R, 3 doubles, 2 triples, 4HR, 14RBI, 21BB and 7SB in 19 games with the FCL Yankees.

MONTERO, Willy – OF

HT: 6-3; **WT:** 220; **B:** R; **T:** R; **BORN:** 8/4/04 in La Romana, D.R.; **RESIDES:** La Romana, D.R.; **OBTAINED:** Signed by the Yankees as a non-drafted free agent on 5/24/21; **M.L. SVC:** 0.000; **CAREER NOTES:** **2024:** Hit .244/.311/.355 (106-for-434) with 64R, 23 doubles, 2 triples, 7HR, 58RBI, 40BB and 15SB in 120 games with Single-A Tampa...among Yankees farmhands, ranked seventh in hits and 10th in runs scored...also ranked second in hits, fourth in doubles and runs scored, tied for fifth in RBI and seventh in total bases (154) among Florida State League batters... **2023:** Was named a Florida Complex League Postseason All-Star after batting .331/.389/.436 (60-for-181) with 30R, 9 doubles, 2 triples, 2HR, 43RBI, 16BB and 5SB in 47 games with the FCL Yankees...led Yankees farmhands in batting average and ranked ninth in OBP and 10th in OPS (.825).

MOORE, McKinley – RHP

HT: 6-5; **WT:** 260; **B:** R; **T:** R; **BORN:** 8/24/98 in Houston, Tex.; **RESIDES:** Keller, Tex.; **COLLEGE:** University of Arkansas at Little Rock; **OBTAINED:** Was claimed off waivers by the Yankees from the Philadelphia Phillies on 2/16/24; **M.L. SVC:** 0.041; **CAREER NOTES:** Was originally selected by the Chicago White Sox in the 14th round of the 2019 First-Year Player Draft... **2024:** In 25 combined appearances (three starts) with Triple-A Scranton/Wilkes-Barre, the FCL Yankees, High-A Hudson Valley and Double-A Somerset, went 3-1 with one save and a 6.75 ERA (21.1IP, 20H, 17R/16ER, 19BB, 25K, 1HR)...was designated for assignment on 4/25 and outrighted to Triple-A Scranton/Wilkes-Barre on 4/28... **2023:** Made 20 combined appearances with Triple-A Lehigh Valley Single-A, Clearwater, Double-A Reading, going 2-1 with a 1.33 ERA (20.1IP, 12H, 5R/3ER, 22BB, 37K, 0HR)...made his Major League debut with the Phillies on 4/10 vs. Miami, allowing 3ER in 1.1IP (1H, 3BB, 1HR)...recorded his first career strikeout on 4/13 at Cincinnati (Curt Casali)...in three outings with Philadelphia, posted an 18.90 ERA (3.1IP, 5H, 7ER, 5BB, 2K, 1HR)... **2022:** Spent the entire season with Double-A Reading, going 4-5 with a 4.35 ERA (49.2IP, 50H, 33R/24ER, 26BB, 71K, 3HR) in 39 games (one start)...was acquired by the Phillies from the Chicago White Sox in exchange for OF Adam Haseley on 3/29... **2021:** Made 37 combined appearances with Single-A Kannapolis and High-A Winston-Salem, going 2-2 with nine saves and a 4.20 ERA (40.2IP, 37H, 23R/19ER, 21BB, 59K, 4HR)...among White Sox farmhands, was tied for first in saves and tied for seventh in appearances... **2019:** Made his professional debut, going 2-1 with three saves and a 4.84 ERA (22.1IP, 23H, 15R/12ER, 17BB, 32K, 0HR) in 22 combined games with the ACL White Sox and Rookie-level Great Falls...following the season, played in 10G for the Glendale Desert Dogs in the Arizona Fall League.

MORALES, Coby – OF

HT: 6-3; **WT:** 220; **B:** L; **T:** R; **BORN:** 12/5/01 in Downey, Calif.; **RESIDES:** Downey, Calif.; **COLLEGE:** University of Washington; **OBTAINED:** Selected by the Yankees in the 18th round of the 2023 First-Year Player Draft; **M.L. SVC:** 0.000; **CAREER NOTES:** **2024:** Hit .253/.364/.320 (95-for-375) with 60R, 11 doubles, 1 triple, 4HR, 55RBI, 58BB and 34SB in 113 combined games with Single-A Tampa and High-A Hudson Valley... **2023:** Made his professional debut, batting .293/.408/.537 (12-for-41) with 8R, 7 doubles, 1HR, 10RBI and 8BB in 10 games with Single-A Tampa...among Yankees farmhands, was tied for third in stolen bases and ranked 10th in walks... **PERSONAL:** Played collegiately for two seasons at the University of Washington (2022-23) and Cypress College (2021).

MORENO, Héctor – RHP

HT: 6-6; **WT:** 196; **B:** R; **T:** R; **BORN:** 12/26/07 in Villa Hermosa, D.R.; **RESIDES:** Villa Hermosa, D.R.; **OBTAINED:** Signed by the Yankees as a non-drafted free agent on 1/23/25; **M.L. SVC:** 0.000.



MORRILL, Hueston – RHP

HT: 6-0; **WT:** 185; **B:** R; **T:** R; **BORN:** 11/27/99 in Gainesville, Fla.; **RESIDES:** Live Oak, Fla.; **COLLEGE:** Oklahoma State University; **OBTAINED:** Signed by the Yankees as a non-drafted free agent on 7/22/22; **M.L. SVC:** 0.000; **CAREER NOTES:** **2024:** Made 41 combined appearances with Single-A Tampa and High-A Hudson Valley, going 5-3 with four saves and a 3.34 ERA (56.2IP, 50H, 29R/21ER, 19BB, 58K, 6HR)...his 41 appearances were the fifth-most among Yankees farmhands...**PERSONAL:** Was a two-way player in four seasons at Oklahoma State (2019-22)...went 1-3 with one save, a 6.41 ERA (26.2IP, 19ER) and 30K in 17 appearances (two starts) from 2021-22...as an infielder, batted .256/.375/.380 (122-for-476) with 110R, 31 doubles, 2 triples, 8HR, 50RBI and 77BB in his career at Oklahoma State...graduated from Suwanee (Fla.) H.S. in 2018...was a two-way player who finished his high school career with a .291 batting average, 12HR, 44RBI and 255B, hitting mostly in the leadoff spot...also posted a career 1.40 ERA and 153K in 117.1 innings...as a senior, was named to the 2018 Perfect Game Third-Team All-American and All-Florida Region First Team...was originally selected by the Los Angeles Angels in the 36th round of the 2018 First-Year Player Draft but did not sign.

MOYLAN, Josh – INF

HT: 6-4; **WT:** 215; **B:** L; **T:** R; **BORN:** 7/3/02 in Baltimore, Md.; **RESIDES:** Curtis Bay, Md.; **COLLEGE:** East Carolina University; **OBTAINED:** Signed by the Yankees as a non-drafted free agent on 7/14/23; **M.L. SVC:** 0.000; **CAREER NOTES:** **2024:** Spent the entire season with High-A Hudson Valley, hitting .246/.357/.381 (84-for-341) with 52R, 18 doubles, 2 triples, 8HR, 42RBI, 55BB and 35B in 101 games...ranked eighth in on-base percentage among qualified South Atlantic League hitters...**2023:** Made his pro debut, batting .241 (20-for-83) with 14R, 2HR, 9RBI and 16BB in 24 games with Single-A Tampa.

MUNGUIA, Ismael – OF

HT: 5-8; **WT:** 175; **B:** L; **T:** L; **BORN:** 10/19/98 in Chinandega, Nicaragua; **RESIDES:** Chinandega, Nicaragua; **OBTAINED:** Signed by the Yankees as a minor league free agent on 12/11/24; **M.L. SVC:** 0.000; **CAREER NOTES:** Was originally signed by the San Francisco Giants as a non-drafted free agent on 7/25/15...**2024:** Split the season between Triple-A Sacramento and Double-A Richmond, hitting .286/.387/.418 (89-for-311) with 62R, 18 doubles, 1 triple, 7HR, 38RBI, 37BB, 16HP, 35F and 18SB in 93 combined games...was tied for sixth in runs scored and tied for seventh in stolen bases among Giants farmhands...declared minor league free agency on 11/4...**2023:** Spent the majority of the season with Double-A Richmond, batting .282/.356/.391 (83-for-294) with 51R, 14 doubles, 6HR, 32RBI, 24BB, 11HP, 25F and 16SB in 75 games...was placed on the injured list from 5/19-7/18...played in nine rehab games with the ACL Giants Orange, hitting .278/.364/.417 (10-for-36) with 10R, 2 doubles, 1HR, 5RBI, 4BB and 2SB...**2022:** Did not play due to injury...**2021:** Spent the entire season with High-A Eugene, hitting .336/.366/.502 (112-for-333) with 57R, 22 doubles, 3 triples, 9HR, 53RBI, 13BB, 5HP, 45F and 15SB in 81 games...led all qualified High-A batters in batting average...ranked among qualified Giants farmhands in BA (second), hits (fourth), SLG (fifth), OPS (.868, sixth) and stolen bases (tied for sixth)...was named the Northwest League "Player of the Week" from 8/2-8 after hitting .583 (14-for-24) with 10R, 5 doubles, 1 triple, 1HR, 5RBI and 35B in five games...was named a Northwest League Postseason All-Star and an Organization All-Star by MiLB.com...missed the end of the season after suffering a wrist injury...**2019:** Batted .286/.343/.376 (111-for-388) with 67R, 22 doubles, 5 triples, 1HR, 39RBI, 24BB, 10HP, 15F and 13SB in 100 games with Single-A Augusta...among Giants farmhands, was tied for fifth in triples, ranked seventh in runs scored and tied for ninth in hits...was named a South Atlantic League Midseason All-Star...**2018:** In 52 combined games with the AZL Giants Orange and Single-A Augusta, hit .262/.302/.377 (50-for-191) with 20R, 7 doubles, 6 triples, 1HR, 21RBI, 10BB, 2HP, 25F and 2SB...was tied for fourth in triples among Giants minor leaguers...**2017:** Hit .331/.398/.458 (47-for-142) with 31R, 7 doubles, 4 triples, 1HR, 19RBI, 17BB, 25F and 85B in 42 games with the AZL Giants...was tied for fourth in batting average and ranked 10th in OPS (.856) among qualified AZL batters...also ranked third in BA, fourth in OBP, sixth in OPS and ninth in SLG among qualified Giants farmhands...**2016:** Made his pro debut, batting .274/.359/.363 (65-for-237) with 35R, 13 doubles, 4 triples, 26RBI, 30BB, 2HP, 15F and 85B in 62 games with the DSL Giants...**PERSONAL:** Full name is Ismael Humberto Munguia Martinez...name is pronounced: Ismael (IS-muh-el) Munguia (moon-GHEE-uh).

Munguia's Career Batting Record

Year	Club	AVG	G	AB	R	H	2B	3B	HR	RBI	SH	SF	HP	BB	SO	SB	CS	E	OBP	SLG
2016	DSL Giants	.274	62	237	35	65	13	4	0	26	3	1	2	30	15	8	8	2	.359	.363
2017	AZL Giants	.331	42	142	31	47	7	4	1	19	3	2	0	17	18	8	4	0	.398	.458
2018	AZL Giants Orange	.345	15	58	11	20	6	3	0	4	0	0	1	4	6	0	1	0	.397	.552
	Augusta	.226	37	133	9	30	1	3	1	17	5	2	1	6	22	2	0	2	.261	.301
2019	Augusta	.286	100	388	67	111	22	5	1	39	4	1	10	24	41	13	5	4	.343	.376
2020	Did Not Play - COVID-19 Pandemic																			
2021	Eugene	.336	81	333	57	112	22	3	9	53	2	4	5	13	27	15	5	2	.366	.502
2022	Did Not Play																			
2023	Richmond	.282	75	294	51	83	14	0	6	32	4	2	11	24	45	16	4	3	.356	.391
	ACL Giants Orange	.278	9	36	10	10	2	0	1	5	0	2	2	4	5	2	1	0	.364	.417
2024	Sacramento	.250	50	144	32	36	9	1	2	17	4	2	6	22	23	7	4	0	.368	.368
	Richmond	.317	43	167	30	53	9	0	5	21	1	1	10	15	14	11	3	4	.404	.461
Minor League Totals		.293	514	1932	333	567	105	23	26	233	26	17	48	159	216	82	35	17	.359	.412

NIXON, Aaron – RHP

HT: 6-3; **WT:** 215; **B:** R; **T:** R; **BORN:** 7/19/01 in McAllen, Tex.; **RESIDES:** McAllen, Tex.; **COLLEGE:** Mississippi State University; **OBTAINED:** Signed by the Yankees as a non-drafted free agent on 7/17/23; **M.L. SVC:** 0.000; **CAREER NOTES:** **2024:** Made his professional debut with Single-A Tampa...was tied for seventh in appearances (39) and saves (five) among Yankees farmhands.

NOLAN, Chance – RHP

HT: 6-3; **WT:** 209; **B:** R; **T:** R; **BORN:** 9/7/99 in Menifee, Calif.; **RESIDES:** Menifee, Calif.; **COLLEGE:** Morningside University (Iowa); **OBTAINED:** Signed by the Yankees as a non-drafted free agent on 1/28/25; **M.L. SVC:** 0.000; **PERSONAL:** Played three seasons at quarterback for Oregon State University (2020-22), passing for 4,153 yards and 32 touchdowns...transferred to Texas Christian University after his junior year but did not play...played his senior season at Morningside University (2024), appearing in seven games, posting a 2.70 ERA (15V, 3.1IP, 3H, 2R/1ER, 9BB, 3K, 0HR).



PACHECO, Luis – RHP

HT: 6-3; **WT:** 245; **B:** R; **T:** R; **BORN:** 4/22/99 in Palo Negro, Venezuela; **RESIDES:** Santa Rita, Venezuela; **OBTAINED:** Signed by the Yankees to a two-year minor league contract on 6/11/24; **M.L. SVC:** 0.000; **CAREER NOTES:** Was originally signed by the Philadelphia Phillies as a non-drafted free agent on 10/3/16...was in the Phillies minor league system from 2017-21...**2024:** Went 2-3 with one save and a 3.16 ERA (25.2IP, 26H, 13R/9ER, 8BB, 29K, 2HR) over 20 combined relief appearances with the FCL Yankees, Single-A Tampa and Double-A Somerset...began the year with Rieleros de Aguascalientes of the Mexican League, going 1-1 with five saves and a 2.78 ERA (22.2IP, 24H, 8R/7ER, 5BB, 14K, 0HR) in 25 relief outings...following the season, played with the Salt River Rafter in the Arizona Fall League, recording two saves and allowing just 2ER over 9.2 innings in eight relief appearances (9H, 2BB, 7K, 1HR)...**PERSONAL:** Full name is Luis Carlos Pacheco.

PALENCIA, Manuel – C

HT: 6-0; **WT:** 220; **B:** R; **T:** R; **BORN:** 9/5/02 in Valencia, Venezuela; **RESIDES:** Valencia, Venezuela; **OBTAINED:** Signed by the Yankees as a non-drafted free agent on 8/31/19; **M.L. SVC:** 0.000; **CAREER NOTES:** **2023:** In 32 combined games with the FCL Yankees and Single-A Tampa, batted .286 (30-for-105) with 13R, 3 doubles, 10RBI and 10BB.

PARLIAMENT, Wyatt – RHP

HT: 6-4; **WT:** 215; **B:** R; **T:** R; **BORN:** 1/29/04 in Carthage, N.Y.; **RESIDES:** Crescent City, Fla.; **COLLEGE:** Virginia Tech; **OBTAINED:** Selected by the Yankees in the seventh round of the 2024 First-Year Player Draft; **M.L. SVC:** 0.000; **PERSONAL:** Played collegiately at Virginia Tech (2024) and Rutgers University (2022-23)...attended La Fargeville Central School (N.Y.).

PASTORE, Duncan – INF

HT: 6-3; **WT:** 185; **B:** R; **T:** R; **BORN:** 5/27/00 in Tampa, Fla.; **RESIDES:** Tampa, Fla.; **COLLEGE:** University of Louisiana at Lafayette; **OBTAINED:** Signed by the Yankees as a non-drafted free agent on 7/18/24; **M.L. SVC:** 0.000; **PERSONAL:** Played collegiately at the University of Louisiana at Lafayette (2024) and Nova Southeastern University (2019-23)...as a graduate transfer at Louisiana-Lafayette in 2024, batted .327/.404/.442 (65-for-199) with 32R, 11 doubles, 4HR, 37RBI, 16BB and 55B in 61 games...did not play during the 2021 season...graduate of Wharton H.S. in Tampa, Fla.

PAULINO, Alexis – RHP

HT: 5-11; **WT:** 186; **B:** R; **T:** R; **BORN:** 5/5/03 in Santo Domingo, D.R.; **RESIDES:** Santiago, D.R.; **OBTAINED:** Signed by the Yankees as a non-drafted free agent on 11/5/21; **M.L. SVC:** 0.000.

PERALTA, Dexters – INF

HT: 6-1; **WT:** 170; **B:** S; **T:** R; **BORN:** 7/11/07 in Santo Domingo, D.R.; **RESIDES:** Santo Domingo, D.R.; **OBTAINED:** Signed by the Yankees as a non-drafted free agent on 1/15/24; **M.L. SVC:** 0.000.

PERCIVAL, Cole – RHP

HT: 6-5; **WT:** 220; **B:** R; **T:** R; **BORN:** 2/26/99 in Riverside, Calif.; **RESIDES:** Lake Havasu, Ariz.; **COLLEGE:** UC Riverside (Calif.); **OBTAINED:** Signed by the Yankees as a minor league free agent on 1/26/25; **M.L. SVC:** 0.000; **CAREER NOTES:** Was signed by the Los Angeles Dodgers as a non-drafted free agent on 9/28/20...**2024:** Signed with the Arizona Diamondbacks as a minor league free agent on 3/11...made 17 combined appearances (12 starts) with High-A Hillsboro and Double-A Amarillo to go 4-6 with a 4.74 ERA (62.2IP, 62H, 33R/ER, 23BB, 59K, 9HR)...**2023:** Began the season with Double-A Tulsa, posting a 7.71 ERA (4.2IP, 1H, 4R/ER, 7BB, 5K, 0HR) in five relief outings...was released on 5/8...was signed by the Los Angeles Angels as a minor league free agent on 5/13...combined with High-A Tri-City and Double-A Rocket City to go 1-8 with a 5.49 ERA (78.2IP, 90H, 58R/48ER, 44BB, 81K, 5HR) in 19 appearances (15 starts)...**2022:** Made 38 combined appearances (six starts) with High-A Great Lakes and Double-A Tulsa, going 3-2 with one save and a 5.47 ERA (72.1IP, 74H, 51R/44ER, 46BB, 68K, 8HR)...**2021:** Made his professional debut with High-A Great Lakes, going 5-3 with one save and a 3.34 ERA (72.2IP, 55H, 29R/27ER, 41BB, 68K, 6HR) in 26 games (two starts)...**PERSONAL:** Played one season at UC Riverside (2020), going 1-0 with a 3.38 ERA (24.0IP, 26H, 9R/ER, 8BB, 19K, 1HR) in four starts...was originally selected by the Arizona Diamondbacks in the 31st round of the 2017 First-Year Player Draft, but did not sign.

PÉREZ, Edgleen – C

HT: 5-11; **WT:** 188; **B:** R; **T:** R; **BORN:** 5/25/06 in Valencia, Venezuela; **RESIDES:** Valencia, Venezuela; **OBTAINED:** Signed by the Yankees as a non-drafted free agent on 3/6/23; **M.L. SVC:** 0.000; **CAREER NOTES:** **2024:** Batted .283/.444/.380 (47-for-166) with 35R, 8 doubles, 1 triple, 2HR, 24RBI, 45BB and 45B in 51 games with the FCL Yankees...among qualified Florida Complex League batters, ranked second in walks and third in OBP...**2023:** Made his professional debut, batting .259/.389/.317 (36-for-139) with 22R, 8 doubles, 29RBI, 30BB and 55B in 39 games with the DSL Bombers...ranked 10th among Yankees farmhands in OBP.

PESTANA, Leonardo – RHP

HT: 6-4; **WT:** 240; **B:** R; **T:** R; **BORN:** 7/30/98 in Guatire, Venezuela; **RESIDES:** Aragua, Venezuela; **OBTAINED:** Was signed to a minor league contract by the Yankees on 11/3/24; **M.L. SVC:** 0.000; **CAREER NOTES:** Was originally signed by the Yankees as a non-drafted free agent on 2/26/18...**2024:** Combined over 27 relief appearances with High-A Hudson Valley and Double-A Somerset to go 2-0 with two saves and a 2.78 ERA (32.1IP, 20H, 10ER, 14BB, 43K, 2HR)...began the season with Hudson Valley, going 1-0 with a 1.86 ERA (9.2IP, 1H, 2ER, 5BB, 15K, 0HR) in six relief outings...was promoted to Somerset on 4/30...in 21 relief appearances with the Patriots, went 1-0 with two saves and a 3.18 ERA (22.2IP, 19H, 8ER, 9BB, 28K, 2HR)...tossed 2.0 scoreless innings over two relief outings in the Eastern League Playoffs for the Patriots (1W, 0H, 2K, 1HP)...following the season, played with the Cardenales de Lara of the Venezuelan Professional Baseball League (LVBP)...**2023:** In 19 combined games (18 starts) with Single-A Tampa and High-A Hudson Valley, went 0-5 with a 5.63 ERA (54.1IP, 54H, 35R/34ER, 27BB, 70K, 10HR)...**2022:** Made one start for the FCL Yankees (0.0IP, 0H, 2ER, 1BB, 1HP)...**2021:** Made two relief appearances with the FCL Yankees (1W, 4.2IP, 2H, 3ER, 1BB, 8K, 1HR)...**2020:** Did not play due to the COVID-19 pandemic...**2019:** In 11 starts with Rookie-level Pulaski, went 1-4 with a 7.32 ERA (39.1IP, 31H, 33R/32ER, 32BB, 52K, 6HR)...**2018:** Made his professional debut with the DSL Yankees and GCL Yankees West, going 1-4 with one save and a 7.20 ERA (35.0IP, 41H, 33R/28ER, 20BB, 53K, 1HR) in 11 games (eight starts)...**PERSONAL:** Full name is Leonardo Leandro Pestana.

NON-ROSTER INVITEE



Pestana's Career Pitching Record

Year	Club	W	L	ERA	G	GS	CG	SHO	SV	IP	H	R	ER	HR	HP	BB	SO	WP	BK
2018	DSL Yankees	0	1	5.27	4	2	0	0	1	13.2	11	11	8	0	2	9	22	6	0
	GCL Yankees West	1	3	8.44	7	6	0	0	0	21.1	30	22	20	1	7	11	31	5	0
2019	Pulaski	1	4	7.32	11	11	0	0	0	39.1	31	33	32	6	10	32	52	2	0
2020																			
2021	FCL Yankees	1	0	5.79	2	0	0	0	0	4.2	2	3	3	1	0	1	8	2	0
2022	FCL Yankees	0	0	-	1	1	0	0	0	0.0	0	2	2	0	1	1	0	0	0
2023	Tampa	0	5	6.10	14	14	0	0	0	41.1	44	29	28	7	5	23	54	6	3
	Hudson Valley	0	0	4.15	5	4	0	0	0	13.0	10	6	6	3	1	4	16	0	0
2024	Hudson Valley	1	0	1.86	6	0	0	0	0	9.2	1	2	2	0	0	5	15	0	1
	Somerset	1	0	3.18	21	0	0	0	2	22.2	19	8	8	2	2	9	28	2	0
Minor League Totals		5	13	5.92	71	38	0	0	3	165.2	148	116	109	20	28	95	226	23	4

PINEDA, Queni – C

HT: 5-10; **WT:** 190; **B:** R; **T:** R; **BORN:** 5/29/07 in Azua, D.R.; **RESIDES:** Santo Domingo, D.R.; **OBTAINED:** Signed by the Yankees as a non-drafted free agent on 1/15/24; **M.L. SVC:** 0.000.

PUELLO, Luis – C

HT: 5-11; **WT:** 170; **B:** R; **T:** R; **BORN:** 1/22/06 in Sucre, Venezuela; **RESIDES:** Barranquilla, Colombia; **OBTAINED:** Signed by the Yankees as a non-drafted free agent on 2/24/23; **M.L. SVC:** 0.000.

RAMÍREZ, Stalen – C

HT: 5-11; **WT:** 156; **B:** R; **T:** R; **BORN:** 8/17/08 in Araure, Venezuela; **RESIDES:** Araure, Venezuela; **OBTAINED:** Signed by the Yankees as a non-drafted free agent on 1/23/25; **M.L. SVC:** 0.000.

REYES, Christofer – INF

HT: 5-10; **WT:** 154; **B:** R; **T:** R; **BORN:** 8/23/07 in Santo Domingo, D.R.; **RESIDES:** Santo Domingo, D.R.; **OBTAINED:** Signed by the Yankees as a non-drafted free agent on 1/15/24; **M.L. SVC:** 0.000.

REYES, Pablo – INF/OF

HT: 5-8; **WT:** 175; **B:** R; **T:** R; **BORN:** 9/5/93 in Santo Domingo, D.R.; **RESIDES:** Santo Domingo, D.R.; **OBTAINED:** Signed by the Yankees as a minor league free agent on 11/12/24; **M.L. SVC:** 2.096; **CAREER NOTES:** Has spent parts of six Major League seasons with Pittsburgh (2018-19), Milwaukee (2021-22), Boston (2023-24) and New York-NL (2024), batting .248 (129-for-521) with 72R, 25 doubles, 2 triples, 8HR, 54RBI, 45BB and 13SB in 234G...has appeared defensively in his career at third base (50G/25GS), second base (49G/30GS), shortstop (40G/30GS), first base (4G/1GS), left field (26G/14GS) and centerfield (11G/5GS)...was originally signed by Pittsburgh as a non-drafted free agent on 4/5/12...**2024:** In 22 combined games with Boston and New York-NL, hit .183 (11-for-60) with 5R, 2 doubles, 5RBI, 3BB and 1SB...made his second career Opening Day roster and hit .183 (11-for-60) with 4R, 2 doubles, 5RBI, 3BB and 1SB in 21 games with Boston...was DFAed on 4/29, outrighted to Triple-A Worcester on 5/6 and batted .462/.588/.692 (6-for-13) with 4R, 1HR, 4RBI, 4BB and 3SB in five games...was acquired by the Mets in exchange for cash considerations on 5/25 and assigned to Triple-A Syracuse...in 63 games with Triple-A Syracuse, hit .290/.371/.493 (63-for-217) with 43R, 7 doubles, 2 triples, 11HR, 38RBI, 29BB and 12SB...was added to the active roster on 9/1 and appeared in one game for the Mets that same night at Chicago-AL as a pinch-runner in the ninth inning (0-for-0, 1R)...was DFAed on 9/9 and outrighted to Triple-A Syracuse on 9/13...following the season, played in 25 games with Toros del Este in the Dominican Winter League, hitting .258/.327/.360 (23-for-89) with 11R, 5 doubles, 2 triples, 6RBI, 9BB and 45B...**2023:** Began the season with Triple-A Las Vegas, hitting .257 (19-for-74) with 13R, 2 doubles, 1 triple, 1HR, 10RBI, 16BB and 3SB in 21 games...was acquired by Boston from Oakland in exchange for cash considerations on 5/11...was added to the active roster on 5/13 and made his Red Sox debut that night vs. St. Louis, starting at 2B (2-for-3, 1R, 1 double)...set a career-high 4RBI on 5/17 vs. Seattle (2-for-5, 1R, 2 doubles)...was placed on the 10-day IL from 6/23-7/23 with a right abdominal strain...made 11 rehab appearances with Triple-A Worcester and Double-A Portland, batting .268 (11-for-41) with 8R, 1 double, 3HR, 7RBI, 7BB and 3SB...recorded his first career "walk-off" home run and second career "walk-off" hit with a "walk-off" grand slam in the ninth inning on 8/7 vs. Kansas City (3-for-4, 3R, 1 double, 1HR, 4RBI, 1SB)...tied his career-high in RBI...was placed on the 10-day IL from 8/28-9/12 with left elbow inflammation...made three rehab appearances with Triple-A Worcester from 9/8-10...following the season, played in 19 games with Toros del Este in the Dominican Winter League, hitting .262/.377/.492 (17-for-65) with 10R, 3 doubles, 4HR, 11RBI, 11BB and 15B...**2022:** Signed a Major League contract with Milwaukee on 3/17 and was optioned to Triple-A Nashville on 4/4...spent the majority of the season with Triple-A Nashville, batting .273/.348/.439 (105-for-385) with 63R, 27 doubles, 2 triples, 11HR, 59RBI, 39BB and 155B in 99 games...ranked among qualified Brewers minor leaguers in SLG (seventh), doubles (seventh), hits (tied for seventh), BA (ninth), OPS (.787, ninth), runs scored (tied for ninth), extra-base hits (40, tied for ninth), total bases (169, 10th) and RBI (tied for 10th)...over three games with the Brewers (6/3-8, 6/26 and 8/23-26), hit .267 (4-for-15) with 1R and 1BB in six games...declared minor league free agency on 11/10 and signed with the Oakland Athletics as a minor league free agent on 11/14...following the season, played in nine games for Tigres del Licey in the Dominican Winter League, batting .214 (6-for-28) with 2R, 1 double, 2 triples, 4RBI, 6BB and 15B...**2021:** Signed with Milwaukee as a minor league free agent on 1/8...was signed and selected to the active roster on 4/26...batted .256/.333/.359 (20-for-78) with 12R, 5 doubles, 1HR, 3RBI, 9BB and 45B in 53 games with Milwaukee over six stints (4/26-5/22, 6/4-18, 6/28-29, 7/2-16, 7/27-8/2, and 8/24-9/22)...in 34 games with Triple-A Nashville, hit .226 (30-for-133) with 26R, 7 doubles, 4HR, 20RBI, 15BB and 15B...following the season, played in two games for Tigres del Licey in the Dominican Winter League...**2020:** Signed a minor league contract with Pittsburgh on 1/6...was DFAed on 1/9 and outrighted to Triple-A Indianapolis on 1/16...was suspended for 80 games on 2/19 after violating the MLB Joint Drug Prevention and Treatment Program and missed the entire season...following the season, played in 17 games for Tigres del Licey in the Dominican Winter League...declared minor league free agency on 11/1...**2019:** Made his first career Opening Day roster with Pittsburgh and batted .203 (29-for-143) with 18R, 7 doubles, 2 triples, 2HR, 19RBI, 13BB and 15B in 71 games...collected his first career "walk-off" hit with a pinch-hit "walk-off" single in the ninth inning on 8/23 vs. Cincinnati...in 54 combined games with Triple-A Indianapolis and short season Single-A West Virginia, hit .286/.347/.535 (53-for-185) with 23R, 16 doubles, 10HR, 31RBI, 14BB and 65B...following the season, played in 19 games for Tigres del Licey in the Dominican Winter League...**2018:** Hit .284/.337/.421 (114-for-401) with 55R, 23 doubles, 4 triples, 8HR, 41RBI, 32BB and 165B in 122 combined games with Double-A Altoona and Triple-A Indianapolis...ranked 10th among Pirates farmhands in hits...began the season with Double-A Altoona, hitting .244 (11-for-45) with 3R, 3 doubles, 5RBI, 4BB and 35B in 12 games...was promoted to Triple-A Indianapolis on 4/20 and batted .289/.341/.435 (103-for-356) with 52R, 20 doubles, 4 triples, 8HR, 36RBI, 28BB and 135B in 110 games...was selected to the active roster on 9/1 and made his Major League debut with the Pirates on 9/2 at Atlanta...collected his first Major League hit on 9/4 vs. Cincinnati with a single off Cody Reed...collected his first Major League home run on 9/14 at Milwaukee off Gio González...hit .293/.349/.483 (17-for-58) with 9R, 2 doubles, 3HR, 7RBI and 5BB in 18 games with Pittsburgh...following the season, played in 41 games with Tigres del Licey in the



Dominican Winter League, batting .261 (37-for-142) with 13R, 5 doubles, 1 triple, 1HR, 14RBI, 19BB and 6SB...**2017:** Spent the entire season with Double-A Altoona, batting .274/.356/.410 (115-for-420) with 62R, 21 doubles, 3 triples, 10HR, 50RBI, 51BB and 21SB in 115 games...among Pirates farmhands, ranked fifth in stolen bases, tied for seventh in runs scored, eighth in walks, tied for eighth in total bases (172) and 10th in hits...was named an MiLB.com Organization All-Star...following the season, played in 29 games for Leones del Escogido in the Dominican Winter League, batting .247 (23-for-93) with 8R, 4 doubles, 1 triple, 3RBI, 9BB and 1SB...**2016:** Spent the entire season with Single-A Bradenton, hitting .265/.341/.386 (81-for-306) with 41R, 20 doubles, 1 triple, 5HR, 45RBI, 37BB and 13SB in 89 games...following the season, played in 21G for Leones del Escogido in the Dominican Winter League, hitting .333 (22-for-66) with 10R, 2 doubles, 3RBI, 2BB and 1SB...**2015:** Spent the entire season with Single-A West Virginia, hitting .268/.345/.438 (104-for-388) with 61R, 24 doubles, 3 triples, 12HR, 60RBI, 45BB and 27SB in 108 games...among qualified Pirates farmhands, was tied for third in home runs, ranked fourth in steals, was tied for seventh in XBH (39) and doubles...**2014:** In 46 games with short-season Single-A Bristol, hit .272 (49-for-180) with 30R, 9 doubles, 1 triple, 2HR, 16RBI, 25BB and 5SB...**2013:** Batted .304/.376/.429 (56-for-184) with 27R, 8 doubles, 3 triples, 3HR, 28RBI, 23BB and 15SB in 52 games with the DSL Pirates 1...**2012:** Made his professional debut, hitting .284 (52-for-183) with 33R, 18 doubles, 1HR, 23RBI, 23BB and 18SB in 59 combined games with the DSL Pirates 2 and the DSL Pirates 1...**PERSONAL:** Full name is Pablo Israel Reyes Delgado...his brother, Samuel, has played in the Washington Nationals, Chicago Cubs and Pittsburgh Pirates organizations (2017-19; '21-24).

Reyes' Career Batting Record

Year	Club	AVG	G	AB	R	H	2B	3B	HR	RBI	SH	SF	HP	BB	SO	SB	CS	E	OBP	SLG
2012	DSL Pirates 2	.293	42	123	24	36	11	0	1	15	5	1	0	15	7	15	5	9	.367	.407
	DSL Pirates 1	.267	17	60	9	16	7	0	0	8	1	0	2	8	5	3	2	5	.371	.383
2013	DSL Pirates 1	.304	52	184	27	56	8	3	3	28	4	3	0	23	21	15	4	12	.376	.429
2014	Bristol	.272	46	180	30	49	9	1	2	16	1	2	3	25	31	5	5	8	.367	.367
2015	West Virginia	.268	108	388	61	104	24	3	12	60	18	5	3	45	63	27	10	12	.345	.438
2016	Bradenton	.265	89	306	41	81	20	1	5	45	6	5	1	37	47	13	8	10	.341	.386
2017	Altoona	.274	115	420	62	115	21	3	10	50	5	3	4	51	70	21	14	6	.356	.410
2018	Altoona	.244	12	45	3	11	3	0	0	5	0	0	0	4	5	3	0	1	.306	.311
	Indianapolis	.289	110	356	52	103	20	4	8	36	8	4	2	28	71	13	7	5	.341	.435
	PITTSBURGH	.293	18	58	9	17	2	0	3	7	0	0	0	5	11	0	1	2	.349	.483
2019	PITTSBURGH	.203	71	143	18	29	7	2	2	19	0	0	1	13	36	1	1	2	.274	.322
	Indianapolis	.286	51	175	22	50	15	0	10	30	1	0	2	13	37	5	3	6	.342	.543
	West Virginia	.300	3	10	1	3	1	0	0	1	0	0	1	1	1	1	0	0	.417	.400
2020	Did Not Play																			
2021	MILWAUKEE	.256	53	78	12	20	5	0	1	3	0	0	0	9	15	4	0	1	.333	.359
	Nashville	.226	34	133	26	30	7	0	4	20	0	4	1	15	24	1	3	7	.301	.368
2022	Nashville	.273	99	385	63	105	27	2	11	59	1	1	6	39	67	15	7	7	.348	.439
	MILWAUKEE	.267	6	15	1	4	0	0	0	0	0	0	0	1	2	0	0	1	.313	.267
2023	Las Vegas	.257	21	74	13	19	2	1	1	10	0	1	0	16	23	3	2	3	.385	.351
	BOSTON	.287	64	167	27	48	9	0	2	20	2	2	0	14	21	7	2	7	.339	.377
	Worcester	.280	7	25	6	7	0	0	2	4	0	0	0	1	2	1	0	1	.308	.520
	Portland	.222	7	27	4	6	1	0	1	3	0	0	0	6	6	3	0	0	.364	.370
2024	BOSTON	.183	21	60	4	11	2	0	0	5	0	0	1	3	19	1	2	4	.234	.217
	Worcester	.462	5	13	4	6	0	0	1	4	0	0	0	4	3	3	0	0	.588	.692
	Syracuse	.290	63	217	43	63	7	2	11	38	2	2	0	29	36	12	2	6	.371	.493
	NEW YORK-NL	.000	1	0	1	0	0	0	0	0	0	0	0	0	0	0	0	0	.000	.000
Minor League Totals		.276	881	3121	491	860	183	20	82	432	52	31	25	360	519	159	72	98	.352	.426
Major League Totals		.248	234	521	72	129	25	2	8	54	2	2	2	45	104	13	6	17	.309	.349

REYZELMAN, Eric – RHP

NON-ROSTER INVITEE

HT: 6-2; **WT:** 230-; **B:** R; **T:** R; **BORN:** 6/27/01 in San Ramon, Calif.; **RESIDES:** San Ramon, Calif.; **COLLEGE:** LSU; **OBTAINED:** Selected by the Yankees in the fifth round of the 2022 First-Year Player Draft; **M.L. SVC:** 0.000; **CAREER NOTES:** **2024:** Made 31 combined appearances (one start) with the FCL Yankees, High-A Hudson Valley and Double-A Somerset, going 1-1 with five saves and a 1.16 ERA (38.2IP, 18H, 6R/5ER, 19BB, 63K, 2HR)...**2023:** Made five appearances with the FCL Yankees, going 1-1 with one save and a 8.22 ERA (7.2IP, 8H, 7R/ER, 3BB, 8K, 1HR)...**2022:** Made his professional debut, posting a 6.75 ERA (4.0IP, 3H, 3R/ER, 4BB, 8K, 0HR) in four combined outings with the FCL Yankees and Single-A Tampa...**PERSONAL:** Made 29 relief appearances for LSU in 2022, posting a 1-3 record with three saves and a 4.04 ERA (42.1IP, 19ER) with 66K...transferred from the University of San Francisco in 2021...underwent "Tommy John" surgery in March of 2020 and returned to the mound just 10 months later...won four straight East Bay Athletic League titles and four consecutive North Coast Section championships at De La Salle H.S. (Calif.).

Reyzelman's Career Pitching Record

Year	Club	W	L	ERA	G	GS	CG	SHO	SV	IP	H	R	ER	HR	HP	BB	SO	WP	BK
2022	FCL Yankees	0	0	9.00	1	0	0	0	0	1.0	1	1	1	0	0	1	1	0	0
	Tampa	0	0	6.00	3	0	0	0	0	3.0	2	2	2	0	1	3	7	0	0
2023	FCL Yankees	1	1	8.22	5	0	0	0	1	7.2	8	7	7	1	0	3	8	0	0
2024	FCL Yankees	0	0	0.00	4	1	0	0	0	5.2	2	0	0	0	0	1	1	9	1
	Hudson Valley	0	0	0.00	6	0	0	0	0	9.2	2	0	0	0	0	1	4	17	0
	Somerset	1	1	1.93	21	0	0	0	5	23.1	14	6	5	2	0	14	37	2	1
Minor League Totals		2	2	2.68	40	1	0	0	6	50.1	29	16	15	3	3	26	79	3	1

RICHARDSON, Grant – OF

HT: 6-1; **WT:** 210; **B:** L; **T:** L; **BORN:** 7/13/99 in Fishers, Ind.; **RESIDES:** Fishers, Ind.; **COLLEGE:** Indiana University; **OBTAINED:** Selected by the Yankees in the 17th round of the 2021 First-Year Player Draft; **M.L. SVC:** 0.000; **CAREER NOTES:** **2024:** Spent the entire season with Double-A Somerset, hitting .257 (100-for-389) with 53R, 25 doubles, 2 triples, 9HR, 47RBI, 32BB and 16SB in 108 games...his 25 doubles were tied for sixth in the Eastern League...ranked eighth among Yankees farmhands in hits...batted .400/.438/.600 (6-for-15) with 3R, 1HR, 1RBI and 1BB in four games during the postseason with Somerset...**2023:** Batted .226 (72-for-318) with 46R, 7 doubles, 2 triples, 18HR, 48RBI, 40BB and 19SB in 92 combined games with High-A Hudson Valley and Double-A Somerset...tied for the ninth-most home runs among Yankees farmhands...was promoted to Somerset on 8/22 and hit .340/.426/.642 (18-for-53) with 10R, 1 double, 5HR, 11RBI, 6BB and 5SB in 15 games with the Patriots...**2022:** Combined with Single-A Tampa and High-A Hudson Valley to bat .234 (72-for-308) with 47R, 13 doubles, 2 triples, 16HR, 60RBI, 30BB and 16SB in 90 games...ranked fifth among Yankees minor leaguers in RBI...was named the FSL "Player of the Week" from 6/13-19, batting .667/.706/1.267 (10-for-15) with 4R, 3 doubles, 2HR, 10RBI, 2BB and



15B in four games with Tampa... **2021:** Made his professional debut with the FCL Yankees, batting .269/.376/.516 (25-for-93) with 24R, 8 doubles, 3 triples, 3HR, 18RBI and 14BB in 27 games...was named the Florida Complex League "Player of the Week" for 9/13-19 after batting .467 (7-for-15) with 5R, 2 doubles, 2HR, 6RBI and 6BB in five games...**PERSONAL:** Full name is Grant Thomas Richardson...in three seasons at Indiana University, hit .312/.380/.548 (123-for-394) with 90R, 20 doubles, 5 triples, 21HR, 87RBI and 348B in 104 games.

RIGGIO, Roc – INF

HT: 5-9; **WT:** 190; **B:** L; **T:** R; **BORN:** 6/11/02 in Tarzana, Calif; **RESIDES:** Spring Hill, Fla.; **COLLEGE:** Oklahoma State University; **OBTAINED:** Selected by the Yankees in the fourth round of the 2023 First-Year Player Draft; **M.L. SVC:** 0.000; **CAREER NOTES:** **2024:** In his first full season, batted .221 (88-for-398) with 70R, 27 doubles, 5 triples, 11HR, 47RBI, 71BB and 27SB in 106 games with High-A Hudson Valley...among Yankees farmhands, ranked second in walks, tied for fourth in triples, fifth in runs scored and extra-base hits (43), tied for fifth in doubles and seventh in stolen bases...also ranked fourth among South Atlantic League batters in doubles and walks, fifth in runs scored and sixth in extra-base hits...**PERSONAL:** In two seasons at Oklahoma State (2022-23), batted .316/.438/.601 (137-for-434) with 120R, 31 doubles, 3 triples, 29HR, 108RBI, 80BB and 95B...following his 2022 campaign with the Cowboys, was named a Freshman All-America First Team performer by *D1Baseball* and tabbed a second-team Freshman All-American by *Baseball America* and Perfect Game/Rawlings...earned a spot on the Big 12 All-Freshman Team.

RIVAS, Xavier – LHP

HT: 6-3; **WT:** 245; **B:** L; **T:** L; **BORN:** 7/11/02 in Hobart, Ind.; **RESIDES:** Portage, Ind.; **COLLEGE:** University of Mississippi; **OBTAINED:** Selected by the Yankees in the 16th round of the 2024 First-Year Player Draft; **M.L. SVC:** 0.000; **PERSONAL:** Played collegiately at the University of Mississippi (2023) and the University of Indianapolis (2021-22)...did not pitch as a senior in 2024 for Ole Miss...attended Portage H.S. (Ind.).

RIVERA, Ediel – C

HT: 6-1; **WT:** 185; **B:** R; **T:** R; **BORN:** 9/23/05 in Ponce, P.R.; **RESIDES:** Salinas, P.R.; **OBTAINED:** Signed by the Yankees as a non-drafted free agent on 7/18/24; **M.L. SVC:** 0.000.

RODRIGUEZ-CRUZ, Elmer – RHP

HT: 6-4; **WT:** 160; **B:** L; **T:** R; **BORN:** 8/18/03 in San Juan, P.R.; **RESIDES:** Trujillo Alto, P.R.; **OBTAINED:** Was acquired by the Yankees along with international signing bonus pool money from the Boston Red Sox in exchange for catcher Carlos Narváez on 12/11/24; **M.L. SVC:** 0.000; **CAREER NOTES:** Was originally selected by the Boston Red Sox in the fourth round of the 2021 First-Year Player Draft...**2024:** Combined to go 5-5 with a 2.91 ERA (89.2IP, 65H, 39R/29ER, 43BB, 102K, 5HR) in 21 games (20 starts) with Single-A Salem and High-A Greenville in the Red Sox organization...was named the Carolina League "Pitcher of the Month" for June with Salem after allowing 2R/0ER in 20.0IP over four starts (48B, 19K)...following the season, was named a Low Class-A All-Star with Salem by *Baseball America*...**2023:** Made 14 starts with Single-A Salem, going 6-3 with a 2.60 ERA (55.1IP, 43H, 25R/16ER, 27BB, 51K, 4HR)...**2022:** Made his professional debut with the FCL Red Sox and Single-A Salem, combining to go 0-3 with a 1.88 ERA (38.1IP, 31H, 15R/8ER, 15BB, 42K, 0HR) in 13 games (10 starts)...**PERSONAL:** Full name is Elmer Javier Rodríguez-Cruz...attended Leadership Christian Academy (P.R.).

RODRÍGUEZ, José M. – RHP

HT: 6-11; **WT:** 170; **B:** R; **T:** R; **BORN:** 1/6/04 in Santo Domingo, D.R.; **RESIDES:** Santo Domingo, D.R.; **OBTAINED:** Signed by the Yankees as a non-drafted free agent on 7/3/23; **M.L. SVC:** 0.000.

RODRÍGUEZ, Luis – LHP

HT: 6-10; **WT:** 139; **B:** L; **T:** L; **BORN:** 5/26/05 in Caracas, Venezuela; **RESIDES:** Valencia, Venezuela; **OBTAINED:** Signed by the Yankees as a non-drafted free agent on 1/23/25; **M.L. SVC:** 0.000.

RODRÍGUEZ, Osiel – RHP

HT: 6-1; **WT:** 234; **B:** R; **T:** R; **BORN:** 11/22/01 in Ciego de Ávila, Cuba; **RESIDES:** Tampa, Fla.; **OBTAINED:** Signed by the Yankees as a non-drafted free agent on 7/29/18; **M.L. SVC:** 0.000; **CAREER NOTES:** **2024:** Made 30 relief appearances with Single-A Tampa, going 1-2 with one save and a 2.56 ERA (56.1IP, 32H, 17R/16ER, 28BB, 68K, 8HR)...**2023:** Went 2-0 with one save and a 3.62 ERA (37.1IP, 28H, 17R/15ER, 20BB, 53K, 4HR) in 25 combined games with the FCL Yankees, Single-A Tampa and High-A Hudson Valley...**2022:** His six wins with the FCL Yankees were the third-most in the FCL...**PERSONAL:** Was named by *Baseball America* as the No. 5 prospect (and No. 1 pitcher) in the 2018 international signing period...was also tabbed No. 7 by FanGraphs and No. 10 by MLB.com.

RODRÍGUEZ, Pedro – LHP

HT: 5-10; **WT:** 195; **B:** L; **T:** L; **BORN:** 8/11/02 in Valencia, Venezuela; **RESIDES:** Valencia, Venezuela; **OBTAINED:** Signed by the Yankees as a non-drafted free agent on 7/25/19; **M.L. SVC:** 0.000; **CAREER NOTES:** **2023:** Went 5-0 with three saves and a 1.93 ERA (28.0IP, 17H, 12R/6ER, 10BB, 36K, 0HR) in 16 relief appearances with the DSL Yankees.

RODRÍGUEZ, Wilking – RHP

HT: 6-1; **WT:** 160; **B:** R; **T:** R; **BORN:** 3/2/90 in Puerto Cabello, Venezuela; **RESIDES:** Puerto Cabello, Venezuela; **OBTAINED:** Signed by the Yankees as a minor league free agent on 12/12/24; **M.L. SVC:** 1.008; **CAREER NOTES:** Was originally signed by the Tampa Bay Rays as a non-drafted free agent on 2/26/07...made his MLB debut with Kansas City in 2014, appearing in 2G (2.0IP, 1H, 0R/ER, 1BB, 1K)...**2024:** Made 13 combined appearances (one start) with Triple-A Memphis and Single-A Palm Beach, going 0-1 with a 6.17 ERA (11.2IP, 8H, 8R/ER, 11BB, 17K, 1HR)...was released on 9/26...following the season, made 22 appearances with Navegantes del Magallanes in the Venezuelan Winter League, going 0-1 with seven saves and a 3.66 ERA (19.2IP, 16H, 9R/8ER, 5BB, 26K)...**2023:** Signed a Major League contract with the St. Louis Cardinals on 2/24...was placed on the 15-day injured list on 3/27, transferred to the 60-day injured list on 5/5 and missed the entire season due to right shoulder surgery...made two rehab stints (4/20-28 and 8/31-9/27) with Triple-A Memphis, allowing 3R/0ER over 5.2 innings (5H, 2BB, 6K)...elected free agency on 11/11 and signed with the Cardinals as a minor league free agent on 11/20...following the season, made nine appearances with Navegantes del Magallanes in the Venezuelan Winter League, posting a 5.87 ERA (7.2IP, 9H, 6R/5ER, 5BB, 7K)...**2022:** Made 46 appearances with Tecos de los Dos Laredos in the Mexican League (Independent League), going 6-2 with 17 saves and a 2.01 ERA (44.2IP, 27H, 11R/10ER, 13BB, 73K)...was named a Mexican League Mid-Season All-Star...signed with the Yankees as a minor league free agent on 8/30...was selected by the Cardinals from the Yankees as the 25th overall pick in the Major League Phase of the Rule 5 Draft...following the season, made six appearances with Navegantes del Magallanes in the Venezuelan Winter League, tossing 6.0 scoreless IP (2H, 2BB, 3K, 4HR)...**2021:** Made 25 combined appearances in the Mexican League (Independent League) with Rieleros de Aguascalientes and Tecos de los Dos Laredos, going 1-3 with a 3.81 ERA (28.1IP, 21H, 12R/ER, 12BB, 35K, 1HR)...following the season, made 24 appearances with Navegantes del Magallanes in the Venezuelan Winter League, going 1-2 with a 5.32 ERA (22.0IP, 27H, 13R/ER,



11BB, 20K)...also made four relief outings for Team Venezuela in the Caribbean League, tossing 3.0 scoreless innings (2H, 1BB, 6K)...**2020:** Made 13 appearances with Cardenales de Lara in the Venezuelan Winter League, going 1-1 with a 3.14 ERA (14.1IP, 14H, 7R/5ER, 10BB, 9K, 1HR)...**2019:** In 24 relief outings with Tigres de Aragua in the Venezuelan Winter League, went 1-1 with one save and a 2.16 ERA (25.0IP, 18H, 6R/ER, 5BB, 32K)...**2018:** Did not pitch...**2017:** Made 18 appearances (one start) with Tigres de Aragua in the Venezuelan Winter League, going 1-1 with a 3.86 ERA (23.1IP, 28H, 11R/10ER, 13BB, 10K, 3HR)...**2016:** Made one appearance with Navegantes del Magallanes in the Venezuelan Winter League, allowing 2R/1ER in 1.1 innings (3H, 3BB, 0K)...**2015:** Went 2-0 with a 1.69 ERA (10.2IP, 7H, 2R/ER, 3BB, 13K, 0HR) in seven appearances with Triple-A Scranton/Wilkes-Barre...declared minor league free agency on 11/6...**2014:** Made his Major League debut with Kansas City on 6/3 at St. Louis, tossing a scoreless inning...recorded his first career strikeout on 6/6 vs. the Yankees (Jacoby Ellsbury)...appeared in two games for Kansas City (2.0IP, 1H, 1BB, 1K)...combined at Double-A Northwest Arkansas and Triple-A Omaha to go 2-1 with a 2.36 ERA (26.2IP, 7ER) in 24 relief appearances...was released on 8/11...signed a minor league contract with the Yankees on 8/18...was released on 8/22...signed a minor league contract with the Yankees on 9/23...**2013:** Did not record a decision or allow a run in 8G/6GS with the GCL Rays (9.0IP, 6H, 3BB, 9K)...declared minor league free agency on 11/4...signed a minor league contract with Kansas City on 11/19...**2012:** Made seven starts for Single-A Charlotte, going 0-4 with a 5.56 ERA (34.0IP, 21ER)...**2011:** Combined with short-season Single-A Hudson Valley and Single-A Bowling Green to go 1-4 with a 5.00 ERA (45.0IP, 25ER) with 43K in 11 starts...**2010:** Went 4-10 with a 4.32 ERA (106.1IP, 50ER) in 22 games (19 starts) with Single-A Bowling Green...went 1-1 with a 2.74 ERA (23.0IP, 7ER) in four starts in April...was named a Midwest League Mid-Season All-Star...**2009:** Spent the entire season with Rookie-Level Princeton, going 1-6 with a 3.21 ERA (56.0IP, 20ER) in 13 starts...was named the Appalachian League "Pitcher of the Week" from 8/17-24 after allowing only 1H over two starts (9.0IP, 1ER, 1BB, 6K)...among starters, had the third lowest opponent batting average (.213) and third lowest baserunners/9.0IP ratio (9.32)...led the team with 52K...**2008:** Appeared in 10G/8GS for the VSL Rays and went 0-1 with a 3.71 ERA (26.2IP, 11ER)...posted a 2.86 ERA as a starter (22.0IP, 7ER)...**2007:** Made his professional debut with the VSL Rays, going 3-2 with two saves and a 1.95 ERA (32.1IP, 7ER) in 17 relief appearances...**PERSONAL:** Full name is Wilking Jose Rodriguez Rios.

Rodriguez's Career Pitching Record

Year	Club	W	L	ERA	G	GS	CG	SHO	SV	IP	H	R	ER	HR	HP	BB	SO	WP	BK
2007	VSL Rays	3	2	1.95	17	0	0	0	2	32.1	23	7	7	1	4	14	28	1	0
2008	VSL Rays	0	1	3.71	10	8	0	0	0	26.2	26	11	11	3	0	6	29	1	0
2009	Princeton	1	6	3.21	13	13	0	0	0	56.0	44	24	20	5	2	12	52	1	0
2010	Bowling Green	4	10	4.23	22	19	0	0	0	106.1	109	66	50	11	6	28	93	10	0
2011	Hudson Valley	1	1	6.48	2	2	0	0	0	8.1	10	6	6	0	0	2	9	1	1
	Bowling Green	0	3	4.66	9	9	0	0	0	36.2	38	21	19	3	3	14	34	2	0
2012	Charlotte	0	4	5.56	7	7	0	0	0	34.0	26	22	21	3	3	15	29	5	1
2013	GCL Rays	0	0	0.00	8	6	0	0	0	9.0	6	0	0	0	0	3	9	1	0
2014	Northwest Arkansas	1	0	1.64	11	0	0	0	0	11.0	11	3	2	2	0	4	12	0	0
	Omaha	1	1	2.87	13	0	0	0	0	15.2	13	5	5	0	0	8	15	1	0
	KANSAS CITY	0	0	0.00	2	0	0	0	0	2.0	1	0	0	0	0	1	1	0	0
2015	Scranton/WB	2	0	1.69	7	0	0	0	0	10.2	7	2	2	0	0	3	13	0	0
2016																			
2017																			
2018																			
2019																			
2020																			
2021																			
2022																			
2023	Memphis	0	0	0.00	7	0	0	0	0	5.2	5	3	0	0	0	2	6	0	0
2024	Memphis	0	0	5.73	12	0	0	0	0	11.0	8	7	7	1	0	11	15	4	0
	Palm Beach	0	1	13.50	1	1	0	0	0	0.2	0	1	1	0	1	0	2	0	0
Minor League Totals		13	29	3.73	139	65	0	0	2	364.0	326	178	151	29	19	122	346	27	2
Major League Totals		0	0	0.00	2	0	0	0	0	2.0	1	0	0	0	0	1	1	0	0

RODRÍGUEZ, Wilson – OF

HT: 6-2; **WT:** 215; **B:** L; **T:** L; **BORN:** 9/10/04 in San Juan, PR; **RESIDES:** San Juan, PR; **OBTAINED:** Selected by the Yankees in the 17th round of the 2023 First-Year Player Draft; **M.L. SVC:** 0.000; **PERSONAL:** Graduate of Academia Presbiteriana H.S. (P.R.).

ROMERO, Kiko – INF

HT: 6-0; **WT:** 195; **B:** L; **T:** R; **BORN:** 9/18/00 in Tucson, Ariz.; **RESIDES:** Tucson, Ariz.; **COLLEGE:** University of Arizona; **OBTAINED:** Selected by the Yankees in the seventh round of the 2023 First-Year Player Draft; **M.L. SVC:** 0.000; **PERSONAL:** Full name is Enrique Teychecha Romero...played three seasons at Central Arizona College (2019-22) before transferring to the University of Arizona...in the 2023 season, batted .345/.441/.724 (80-for-232) with 60R, 17 doubles, 4 triples, 21HR, 89RBI, 36BB and 65B in 59 games with the Wildcats...set the Arizona single-season RBI record...ranked sixth in the nation in RBI...earned a pair of Second-Team All-America nods from the ABCA and Collegiate Baseball...was named to the PAC-12 All-Conference Team.

RONDÓN, Carlos – C

HT: 6-0; **WT:** 190; **B:** R; **T:** R; **BORN:** 2/16/06 in El Limón, Venezuela; **RESIDES:** Maracay, Venezuela; **OBTAINED:** Signed by the Yankees as a non-drafted free agent on 1/15/24; **M.L. SVC:** 0.000.

ROSARIO, Hansel – RHP

HT: 6-4; **WT:** 174; **B:** R; **T:** R; **BORN:** 8/5/02 in Santo Domingo, D.R.; **RESIDES:** Santo Domingo, D.R.; **OBTAINED:** Signed by the Yankees as a non-drafted free agent on 7/8/21; **M.L. SVC:** 0.000.

ROSARIO, José – RHP

HT: 6-2; **WT:** 215; **B:** R; **T:** R; **BORN:** 8/2/05 in Bonao, D.R.; **RESIDES:** Bonao, D.R.; **OBTAINED:** Signed by the Yankees as a non-drafted free agent on 1/17/23; **M.L. SVC:** 0.000.

ROSE, Brady – LHP

HT: 6-5; **WT:** 220; **B:** R; **T:** L; **BORN:** 10/26/00 in Westminster, Colo.; **RESIDES:** Westminster, Colo.; **COLLEGE:** Dallas Baptist University (Tex.); **OBTAINED:** Selected by the Yankees in the 12th round of the 2023 First-Year Player Draft; **M.L. SVC:** 0.000; **PERSONAL:** In 44 appearances (1GS) over two years at Dallas Baptist University (2022-23), went 8-4 with two saves and a 3.42 ERA (76.1IP, 53H, 33R/29ER, 44BB, 115K, 4HR).



ROSSI, Tony – RHP

HT: 6-4; **WT:** 215; **B:** R; **T:** R; **BORN:** 7/7/99 in Orlando, Fla.; **RESIDES:** Sanford, Fla.; **COLLEGE:** The University of North Carolina at Charlotte; **OBTAINED:** Signed by the Yankees as a non-drafted free agent on 7/22/24; **M.L. SVC:** 0.000.

RUIZ, Yarisson – RHP

HT: 6-3; **WT:** 240; **B:** R; **T:** R; **BORN:** 3/26/00 in Cotui, D.R.; **RESIDES:** Cotui, D.R.; **OBTAINED:** Signed by the Yankees as a non-drafted free agent on 2/7/20; **M.L. SVC:** 0.000; **CAREER NOTES:** 2021: Made his professional debut, combining with the DSL Yankees 1 and the FCL Yankees to go 1-2 with a 3.30 ERA (30.0IP, 21H, 15R/11ER, 28BB, 49K, 1HR) in nine games (eight starts).

RUMFIELD, T.J. – INF

HT: 6-5; **WT:** 235; **B:** L; **T:** R; **BORN:** 5/17/00 in Richmond, Va.; **RESIDES:** Dallas, Tex.; **COLLEGE:** Virginia Tech; **OBTAINED:** Acquired by the Yankees from the Phillies along with LHP Joel Valdez in exchange for RHP Nick Nelson and C Donny Sands on 11/19/21; **M.L. SVC:** 0.000; **CAREER NOTES:** Was originally selected by the Philadelphia Phillies in the 12th round of the 2021 First-Year Player Draft...2024: Combined with Double-A Somerset and Triple-A Scranton/Wilkes-Barre to bat .294 (132-for-449) with 77R, 27 doubles, 15HR, 73RBI, 49BB and 45B in 122 games...among qualified Yankees farmhands, led the organization in hits, was tied for second in runs scored, ranked third in RBI and total bases (204), tied for fifth in doubles, sixth in BA, tied for sixth in extra-base hits (42), tied for eighth in home runs and ninth in SLG...attended spring training with the Yankees as a non-roster invitee...began the season with Somerset, hitting .321/.441/.357 (9-for-28) with 5R, 1 double, 2RBI, 6BB and 15B in eight games...was promoted to Scranton/Wilkes-Barre on 4/16 and spent the remainder of the season with the RailRiders, batting .292/.365/.461 (123-for-421) with 72R, 26 doubles, 15HR, 71RBI, 43BB and 35B in 114 games...ranked ninth among qualified International League batters in BA...following the season, played for Toros del Este in the Dominican Winter League, batting .148 (8-for-54) with 2R, 1HR and 4RBI in 17 games...2023: Batted .222/.320/.437 (69-for-311) with 45R, 16 doubles, 17HR, 58RBI, 40BB and 85B in 86 combined games with Double-A Somerset and High-A Hudson Valley...spent the majority of the season with Somerset, hitting .219 (65-for-297) with 43R, 14 doubles, 17HR, 55RBI, 39BB and 85B in 82 games...played in four rehab games with Hudson Valley...following the season, was named the 2023 MiLB recipient of the Rawlings Gold Glove Award at first base...2022: Combined with High-A Hudson Valley, Single-A Tampa and the FCL Yankees to bat .273 (57-for-209) with 27R, 13 doubles, 4HR, 53RBI, 29BB and 45B in 57 games...recorded a career-high 5H on 4/12 at Rome, going 5-for-5 with 2R, 1 double, 1HR, 4RBI and 15B...batted .329/.433/.447 (25-for-76) with 14R, 6 doubles, 1HR, 10RBI and 11BB over his final 20 games of the season with Hudson Valley...following the season, played with the Mesa Solar Sox of the Arizona Fall League, batting .400/.477/.582 (22-for-55) with 14R, 7 doubles, 1HR, 10RBI and 9BB in 17 games...was named an AFL Fall Star...was named to the All-AFL Team...2021: Made his professional debut with Low-A Clearwater in the Phillies organization, hitting .250 (19-for-76) with 13R, 1 double, 7RBI and 21BB in 27 games...**PERSONAL:** Full name is Toby Joseph Rumfield...played at Virginia Tech (2021) and Texas Tech University (2019-20)...hit .315 (64-for-203) with 35R, 12 doubles, 7HR, 37RBI, 26BB and 25B in 52 games for Virginia Tech in 2021...was one of two players to start all 52 games for the Hokies in 2021, while also leading the team in walks and tying for the team lead in RBI...graduate of Temple H.S. (Tex.), where he played both baseball and football (quarterback)...was an All-State selection in baseball during his final three years of high school...his father, Toby, coached him in high school and also played in the minor leagues for the Braves, White Sox, Marlins and Cardinals organizations.

Rumfield's Career Batting Record

Year	Club	AVG	G	AB	R	H	2B	3B	HR	RBI	SH	SF	HP	BB	SO	SB	CS	E	OBP	SLG
2021	Clearwater	.250	27	76	13	19	1	0	0	7	0	1	3	21	11	0	0	1	.426	.263
2022	Hudson Valley	.284	52	197	27	56	13	0	4	34	0	2	3	29	45	4	2	3	.381	.411
	Tampa	.100	4	10	0	1	0	0	0	1	0	0	0	0	2	0	0	0	.100	.100
	FCL Yankees	.000	1	2	0	0	0	0	0	0	0	0	0	0	0	0	0	0	.000	.000
2023	Somerset	.219	82	297	43	65	14	0	17	55	0	6	8	39	75	8	3	2	.320	.438
	Hudson Valley	.286	4	14	2	4	2	0	0	3	0	1	0	1	2	0	0	0	.313	.429
2024	Somerset	.321	8	28	5	9	1	0	0	2	0	0	0	6	4	1	0	1	.441	.357
	Scranton/WB	.292	114	421	72	123	26	0	15	71	0	3	7	43	78	3	3	8	.365	.461
Minor League Totals		.265	292	1045	162	277	57	0	36	173	0	13	21	139	217	16	8	15	.359	.423

SALOMÓN, Mariano – RHP

HT: 6-3; **WT:** 205; **B:** R; **T:** R; **BORN:** 8/5/02 in Samaná, D.R.; **RESIDES:** Samaná, D.R.; **OBTAINED:** Signed by the Yankees as a non-drafted free agent on 12/13/22; **M.L. SVC:** 0.000.

SÁNCHEZ, Brian – OF

HT: 6-2; **WT:** 186; **B:** L; **T:** R; **BORN:** 7/4/04 in Cumanacoa, Venezuela; **RESIDES:** Cumanacoa, Venezuela; **OBTAINED:** Was acquired by the Yankees along with OF Jace Avina from the Milwaukee Brewers in exchange for INF/OF Jake Bauers on 11/17/23; **M.L. SVC:** 0.000; **CAREER NOTES:** Was originally signed by Milwaukee as a non-drafted free agent on 2/7/23...2024: Spent the entire season with the FCL Yankees, hitting .306/.394/.514 (53-for-173) with 40R, 16 doubles, 4 triples, 4HR, 32RBI, 23BB and 16SB in 49 games...among qualified Florida Complex League hitters, was tied for second in doubles and triples, tied for third in extra-base hits (24), ranked fifth in SLG, sixth in runs scored (40), seventh in total bases (89), tied for seventh in RBI, ninth in BA and OPS (.908), and tied for ninth in hits...following the season, was named a Florida Complex League Postseason All-Star...2023: Made his professional debut, hitting .297/.414/.446 (30-for-101) with 20R, 7 doubles, 4 triples, 19RBI, 20BB and 85B in 33 games with the DSL Brewers 1...**PERSONAL:** Full name is Brian Jesús Sánchez Licet.

SÁNCHEZ, Enixon – RHP

HT: 6-0; **WT:** 150; **B:** R; **T:** R; **BORN:** 7/7/07 in Barquisimeto, Venezuela; **RESIDES:** Barquisimeto, Venezuela; **OBTAINED:** Signed by the Yankees as a non-drafted free agent on 1/15/24; **M.L. SVC:** 0.000.

SÁNCHEZ, Juan – C

HT: 5-10; **WT:** 209; **B:** L; **T:** R; **BORN:** 3/21/03 in Maracay, Venezuela; **RESIDES:** Maracay, Venezuela; **OBTAINED:** Signed by the Yankees as a non-drafted free agent on 6/30/21; **M.L. SVC:** 0.000; **CAREER NOTES:** 2023: Was named the Florida Complex League "Player of the Week" from 7/24-30 after hitting .500/1.250/1.750 (6-for-12) with 3R, 1 double, 1 triple, 2HR and 8RBI in three games.



SANDRIDGE, Jayvien – LHP

HT: 6-5; **WT:** 225; **B:** L; **T:** L; **BORN:** 2/11/99 in Hagerstown, Md.; **RESIDES:** Hagerstown, Md.; **OBTAINED:** Signed by the Yankees as a minor league free agent on 2/8/25; **M.L. SVC:** 0.000; **CAREER NOTES:** Was originally selected by the Baltimore Orioles in the 32nd round of the 2018 First-Year Player Draft...**2024:** Combined with Double-A San Antonio and Triple-A El Paso to go 4-4 with four saves and a 4.28 ERA (61.0IP, 56H, 33R/29ER, 49BB, 95K, 7HR) in 52 relief appearances...led Padres farmhands in appearances...declared minor league free agency on 11/4...**2023:** In 39 combined games (one start) with High-A Dayton and Double-A Chattanooga, went 4-4 with one save and a 3.71 ERA (63.0IP, 44H, 30R/26ER, 51BB, 91K, 5HR)...declared minor league free agency on 11/6 and signed with the San Diego Padres as a minor league free agent on 11/20...following the season, made six relief appearances with the Surprise Saguaros in the Arizona Fall League, posting a 1.42 ERA (6.1IP, 3H, 1R/ER, 2BB, 13K, 0HR)...**2022:** Went 1-2 with three saves and a 3.10 ERA (40.2IP, 19H, 19R/14ER, 35BB, 67K, 0HR) in 28 combined appearances with Single-A Daytona and High-A Dayton...**2021:** Made seven appearances with the ACL Reds, going 0-3 with a 7.00 ERA (9.0IP, 6H, 11R/7ER, 8BB, 12K, 1HR)...was signed to a two-year minor league contract with the Cincinnati Reds on 6/9...**2020:** Was released by the Baltimore Orioles on 5/20...**2019:** Went 1-0 with a 5.54 ERA (13.0IP, 13H, 14R/8ER, 13BB, 19K, 2HR) in 11 games with the GCL Orioles...**2018:** Made his professional debut, going 3-0 with a 2.00 ERA (18.0IP, 10H, 7R/4ER, 12BB, 18K, 1HR) in 15 appearances with the GCL Orioles...**PERSONAL:** Enrolled at Lynn University (Fla.), where he made four appearances from April-May 2021 before signing a minor league deal with Cincinnati in June.

Sandridge's Career Pitching Record

Year	Club	W	L	ERA	G	GS	CG	SHO	SV	IP	H	R	ER	HR	HP	BB	SO	WP	BK
2018	GCL Orioles	3	0	2.00	15	0	0	0	0	18.0	10	7	4	1	5	12	18	2	0
2019	GCL Orioles	1	0	5.54	11	0	0	0	0	13.0	13	14	8	2	2	13	19	6	0
2020	Did Not Pitch - COVID-19 Pandemic																		
2021	ACL Reds	0	3	7.00	0	0	0	0	0	9.0	6	11	7	1	1	8	12	4	0
2022	Daytona	0	1	1.46	17	0	0	0	3	24.2	12	9	4	0	0	18	43	11	2
	Dayton	1	1	5.63	11	0	0	0	0	16.0	7	10	10	0	2	17	24	1	2
2023	Dayton	4	3	3.81	36	1	0	0	1	59.0	42	28	25	5	6	47	84	10	0
	Chattanooga	0	1	2.25	3	0	0	0	0	4.0	2	2	1	0	0	4	7	0	0
2024	San Antonio	3	3	3.38	21	0	0	0	4	21.1	19	9	8	0	1	14	39	2	5
	El Paso	1	1	4.76	31	0	0	0	0	39.2	37	24	21	7	2	35	56	2	3
Minor League Totals		13	13	3.87	152	1	0	0	8	204.2	148	114	88	16	19	168	302	38	16

SCHLITTLER, Cam – RHP

HT: 6-6; **WT:** 215; **B:** R; **T:** R; **BORN:** 2/5/01 in Weymouth, Mass.; **RESIDES:** East Walpole, Mass.; **COLLEGE:** Northeastern University (Mass.); **OBTAINED:** Selected by the Yankees in the seventh round of the 2022 First-Year Player Draft; **M.L. SVC:** 0.000; **CAREER NOTES:** **2024:** Made 25 combined appearances (23 starts) with High-A Hudson Valley, Triple-A Scranton/Wilkes-Barre and Double-A Somerset, going 8-8 with a 3.36 ERA (120.2IP, 98H, 58R/45ER, 55BB, 154K, 10HR)...led Yankees farmhands in strikeouts, was tied for third in wins, ranked fifth in opponents' BA (.218), sixth in innings pitched and tied for sixth in games started...spent the majority of the season with Hudson Valley, going 6-4 with a 2.60 ERA (86.2IP, 60H, 34R/25ER, 38BB, 108K, 7HR) over 17 starts...opposing batters hit .191 (60-for-314)...following the season, was named a South Atlantic League Postseason All-Star and was named the league's "Pitcher of the Year"...**2023:** Made his professional debut, going 1-2 with a 4.11 ERA (46.0IP, 49H, 25R/21ER, 21BB, 50K, 4HR) in 14 combined games (13 starts) with the FCL Yankees, Single-A Tampa and High-A Hudson Valley...**PERSONAL:** In three seasons at Northeastern University (2020-22), went 14-9 with a 2.67 ERA and 180K...as a redshirt sophomore in 2022, posted a 3.53 ERA in 15 starts...in 2022 among CAA pitchers, ranked third in strikeouts (85), eighth in ERA and opponent's BA (.229), and tied for 10th in wins (five)...earned All-CAA First Team honors and was the Co-Rookie of the Year in 2021.

Schlittler's Career Pitching Record

Year	Club	W	L	ERA	G	GS	CG	SHO	SV	IP	H	R	ER	HR	HP	BB	SO	WP	BK
2023	FCL Yankees	0	0	2.95	7	6	0	0	0	21.1	17	10	7	1	1	13	24	1	0
	Tampa	0	2	5.21	5	5	0	0	0	19.0	23	12	11	3	2	7	20	1	0
	Hudson Valley	1	0	4.76	2	2	0	0	0	5.2	9	3	3	0	1	1	6	0	0
2024	Hudson Valley	6	4	2.60	17	17	0	0	0	86.2	60	34	25	7	3	38	108	7	1
	Scranton/WB	0	0	21.60	1	1	0	0	0	1.2	1	5	4	0	3	4	3	0	0
	Somerset	2	4	4.45	7	5	0	0	0	32.1	37	19	16	3	2	13	43	4	1
Minor League Totals		9	10	3.56	39	36	0	0	0	166.2	147	83	66	14	12	76	204	13	2

SEAY, Parker – LHP

HT: 6-2; **WT:** 210; **B:** R; **T:** L; **BORN:** 4/26/01 in Gainesville, Fla.; **RESIDES:** Williston, Fla.; **COLLEGE:** University of Louisiana Monroe; **OBTAINED:** Signed by the Yankees as a non-drafted free agent on 7/18/24; **M.L. SVC:** 0.000; **PERSONAL:** As a senior at the University of Louisiana Monroe, went 3-1 with one save and a 3.74 ERA (33.2IP, 27H, 16R/14ER, 16BB, 40K, 2HR) in 20 games (one start)...also pitched collegiately at the University of South Florida (2023) and the College of Central Florida (2020-22)...graduate of Williston H.S. (Fla.) in 2019.

SELLERS, Trent – RHP

HT: 6-1; **WT:** 200; **B:** R; **T:** R; **BORN:** 10/30/99 in Kennewick, Wash.; **RESIDES:** Kennewick, Wash.; **COLLEGE:** Oregon State University; **OBTAINED:** Signed by the Yankees as a non-drafted free agent on 7/17/23; **M.L. SVC:** 0.000; **CAREER NOTES:** **2024:** Made his professional debut, spending the majority of the season with High-A Hudson Valley and going 6-3 with one save and a 2.09 ERA (82.0IP, 42H, 27R/19ER, 37BB, 98K, 3HR) in 31 games (nine starts)...also made one relief appearance with Triple-A Scranton/Wilkes-Barre (W, 1.2IP, 1H, 2ER, 3BB, 2K)...tossed more than 1.0 inning in 21 of his relief appearances, including 2.0-or-more innings in 13 of those games...was named the South Atlantic League "Pitcher of the Month" for July after allowing 1R/0ER in 19.1IP over six appearances (three starts) with the Renegades (4H, 4BB, 24K)...held opposing batters to a .067 BA (4-for-60)...did not allow a hit over a span of 13.1 innings from 7/9-30...following the season, was named a South Atlantic League Postseason All-Star...**PERSONAL:** Went 7-5 with a 4.86 ERA (74.0IP, 71H, 45R/40ER, 32BB, 106K, 9HR) over 15 starts as a senior at Oregon State University (2023)...his 106K were the second-most among Pac-12 pitchers...also pitched collegiately at Lewis & Clark College (2021-22) and Washington State University (2020)...graduate of Kennewick H.S. (Wash.).



SELVIDGE, Brock – LHP

HT: 6-3; **WT:** 215; **B:** R; **T:** L; **BORN:** 8/28/02 in Carrollton, Tex; **RESIDES:** Tempe, Ariz.; **OBTAINED:** Selected by the Yankees in the third round of the 2021 First-Year Player Draft; **M.L. SVC:** 0.000; **CAREER NOTES:** **2024:** Made 16 starts with Double-A Somerset, going 7-6 with a 4.25 ERA (84.2IP, 78H, 50R/40ER, 40BB, 83K, 6HR)...was named to the American League roster of the All-Star Futures Game (did not pitch)...**2023:** Combined with Single-A Tampa and High-A Hudson Valley to go 8-5 with a 3.45 ERA (127.2IP, 116H, 56R/49ER, 35BB, 137K, 5HR) over 24 games (23 starts)...ranked fifth among Yankees farmhands in winning percentage (.615), tied for fifth in games started and wins, sixth in ERA and innings pitched, seventh in strikeouts and WHIP (1.18) and ninth in opponents' batting average (.234)...began the season with Tampa, going 4-4 with a 3.38 ERA (77.1IP, 72H, 34R/29ER, 21BB, 91K, 3HR) in 15 games (14 starts)...was promoted to Hudson Valley on 7/18 and went 4-1 with a 3.58 ERA (50.1IP, 44H, 22R/20ER, 14BB, 46K, 2HR) in nine starts...following the season, was named a Florida State League Postseason All-Star with Tampa...was also named an Organization All-Star by MLB Pipeline...**2022:** In his first full season, went 3-1 with a 2.95 ERA (42.2IP, 37H, 17R/14ER, 17BB, 53K, 2HR) in 11 games (nine starts) with the FCL Yankees...was tied for fifth in the FCL in strikeouts...**2021:** Made his professional debut with the Rookie-level FCL Yankees, finishing with a 2.45 ERA (3.2IP, 2H, 2R/1ER, 1BB, 4K) in three games (two starts) without recording a decision...**PERSONAL:** Full name is Joshua Brock Selvidge...as a senior at Hamilton High School (Ariz), went 5-2 with a 2.41 ERA (52.1IP, 18ER) in 11 appearances as a pitcher...also hit .304 (21-for-69) with 17R, 6 doubles, 6HR, 21RBI and 12BB in 23 games as a batter...was ranked by Perfect Game as the top pitcher in Arizona and the No. 2 overall prospect in the state...had committed to LSU prior to being drafted.

SERNA, Luis – RHP

HT: 5-11; **WT:** 180; **B:** R; **T:** R; **BORN:** 7/20/04 in San Luis Río Colorado, México; **RESIDES:** San Luis Río Colorado, México; **OBTAINED:** Signed by the Yankees as a non-drafted free agent on 5/11/21; **M.L. SVC:** 0.000; **CAREER NOTES:** **2024:** Following the season, was tabbed by *Baseball America* as having the "Best Changeup" among Yankees farmhands...**2022:** Following the season, was labeled by *Baseball America* as having the "Best Changeup" among Yankees farmhands.

SHIELDS, Ben – LHP

HT: 6-4; **WT:** 212; **B:** R; **T:** L; **BORN:** 1/23/99 in Boston, Mass.; **RESIDES:** West Roxbury, Mass.; **COLLEGE:** George Mason University (Va.); **OBTAINED:** Signed by the Yankees as a non-drafted free agent on 7/14/23; **M.L. SVC:** 0.000; **CAREER NOTES:** **2024:** Made his professional debut, going 5-5 with a 3.48 ERA (106.0IP, 84H, 49R/41ER, 33BB, 137K, 9HR) in 26 combined games (17 starts) with High-A Hudson Valley, Triple-A Scranton/Wilkes-Barre and Double-A Somerset...among Yankees farmhands, ranked third in strikeouts, opponents' BA (.213) and WHIP (1.10)...was named the South Atlantic League's "Pitcher of the Month" for June, where he went 2-1 with a 2.03 ERA (26.2IP, 13H, 7R/6ER, 6BB, 37K, 2HR) in five starts, holding opponents to a .141 BA (13-for-92)...his 37K in June led all South Atlantic League pitchers...**PERSONAL:** Pitched collegiately at George Mason University (2022-23) and the University of Massachusetts (2018-21)...attended Catholic Memorial H.S. (Mass.).

SILVESTRE, Josue – RHP

HT: 6-7; **WT:** 198; **B:** R; **T:** R; **BORN:** 7/13/04 in Hato Mayor, D.R.; **RESIDES:** San Pedro de Macoris, D.R.; **OBTAINED:** Signed by the Yankees as a non-drafted free agent on 4/9/24; **M.L. SVC:** 0.000.

SMITH, Cade – RHP

HT: 6-1; **WT:** 205; **B:** L; **T:** R; **BORN:** 4/9/02 in Germantown, Tenn.; **RESIDES:** Southaven, Miss.; **COLLEGE:** Mississippi State University; **OBTAINED:** Selected by the Yankees in the sixth round of the 2023 First-Year Player Draft; **M.L. SVC:** 0.000; **CAREER NOTES:** **2024:** Made his professional debut, combining to go 6-7 with a 3.65 ERA (93.2IP, 63H, 44R/38ER, 43BB, 118K, 6HR) over 21 games (19 starts) with Single-A Tampa and High-A Hudson Valley...his 118K were tied for ninth among Yankees farmhands...spent the majority of the season with Tampa, going 6-6 with a 3.47 ERA (85.2IP, 59H, 39R/33ER, 40BB, 111K, 5HR) in 19 games (17 starts)...ranked seventh among Florida State League pitchers in strikeouts...was named the Florida State League "Pitcher of the Month" for July after going 3-0 with a 1.35 ERA (20.0IP, 6H, 3ER, 8BB, 28K, 0HR) in four games (three starts)...**PERSONAL:** Played three seasons (2021-23) at Mississippi State University, going 8-6 with a 4.14 ERA (130.1IP, 60ER) and 132K in 34 games (24 starts)...graduated from DeSoto Central High School (Miss.).

SMITH, Dominic – INF/OF

HT: 6-4; **WT:** 239; **B:** L; **T:** L; **BORN:** 6/15/95 in Los Angeles, Calif.; **RESIDES:** Las Vegas, Nev.; **OBTAINED:** Signed by the Yankees as a minor league free agent on 1/11/25; **M.L. SVC:** 0.034; **CAREER NOTES:** Has spent parts of eight MLB seasons with the New York Mets (2017-22), Washington Nationals (2023), Boston Red Sox (2024) and Cincinnati Reds (2024), batting .246 (.504-for-2,046) with 237R, 121 doubles, 4 triples, 64HR, 259RBI, 170BB and 55B in 693 games...has appeared defensively in his career at first base (420G/334GS), left field (182G/165GS) and right field (1G)...has made five career Opening Day rosters with the New York Mets (2019-22) and Washington Nationals (2023)...was originally selected by the New York Mets in the first round (11th overall) of the 2013 First-Year Player Draft...**2024:** Batted .233 (.64-for-275) with 33R, 22 doubles, 6HR, 34RBI, 28BB and 15B in 93 combined games with the Boston Red Sox (84G) and Cincinnati Reds (9G)...signed with the Chicago Cubs as a minor league free agent on 2/23 and was released on 3/24...signed a minor league contract with the Tampa Bay Rays on 4/1 and was assigned to Triple-A Durham on 4/2...in 21 games for the Bulls, batted .263 (.21-for-80) with 10R, 3 doubles, 2HR, 11RBI, 8BB and 15B...was released on 4/30...signed a Major League contract with the Boston Red Sox on 5/1 and made his Red Sox debut that night vs. San Francisco (1-for-4, 1RBI)...in 84 games with Boston, hit .237 (.59-for-249) with 29R, 20 doubles, 6HR, 34RBI, 25BB and 15B...was DFAed on 8/16 and released on 8/20...signed a Major League contract with the Cincinnati Reds on 8/22 and made his Reds debut that night at Pittsburgh (0-for-3)...batted .192 (.5-for-26) with 4R, 2 doubles and 3BB in nine games for the Reds...was DFAed on 9/2 and outrighted to Triple-A Louisville on 9/3...elected free agency on 9/4...**2023:** Signed a Major League contract with the Washington Nationals on 1/11...spent the entire season with Washington, hitting .254 (.134-for-527) with 57R, 21 doubles, 1 triple, 12HR, 46RBI, 47BB and 15B in 153 games...set career-highs in games played, runs scored, hits, home runs, walks and extra-base hits (34)...led all MLB first basemen with 143 assists and was tied for sixth in DRS among first basemen (five, FanGraphs)...was DFAed on 11/14 and declared free agency on 11/17...**2022:** In 58 games with New York-NL, batted .194 (.26-for-134) with 11R, 10 doubles, 1 triple, 17RBI and 12BB...was optioned to Triple-A Syracuse on 5/30 and played in 15 games before being recalled on 6/20...was placed on the 10-day IL on 7/20 (retroactive to 7/17) with a right ankle sprain...was reinstated from the IL and optioned to Triple-A Syracuse on 8/11...in 54 games with Syracuse, batted .284/.367/.472 (.62-for-218) with 42R, 11 doubles, 10HR, 38RBI, 25BB and 45B...was not-tendered on 11/18...**2021:** Spent the entire season with the Mets, hitting .244 (.109-for-446) with 43R, 20 doubles, 11HR, 58RBI, 32BB and 25B in 145 games...batted .312/.367/.416 (.39-for-125) with 7 doubles, 2HR, 11BB and 1HP vs. left-handed pitching...ranked second among qualified left-handed batters in BA vs. left-handed pitching, trailing only Anthony Rizzo (.325 BA)...recorded his first career multi-home run game on 7/1 at Atlanta (2-for-4, 2R, 2HR, 2RBI)...recorded his second career "walk-off" hit with a single in the eighth inning on 6/25-G1 vs. Philadelphia...**2020:** Hit .316/.377/.616 (.56-for-177) with 27R, 21 doubles, 1 triple, 10HR, 42RBI and 14BB in 50 games with New York-NL...ranked among NL batters in doubles (second), extra-base hits (32, tied for



second), SLG (fourth), OPS (.993, fourth), RBI (tied for fifth) and BA (eighth)...also was tied for ninth in the Majors in go-ahead RBI (10)...his 21 doubles were the most through the first 60 games in a season in Mets history...batted .331 (41-for-124) with 15 doubles, 1 triple, 8HR, 6BB and 3HP vs. right-handed pitching...hit .333 (19-for-57) with 9 doubles, 2HR, 32RBI and 6BB with RISP...his 32 RBI ranked fifth-most and his 19H was tied for the fifth-most among NL batters with RISP...recorded 3 doubles on 9/6 vs. Philadelphia, matching the most doubles in a game in franchise history...homered in a career-high four straight games from 8/12-15, becoming the 14th Met (15th time) to hit a home run in at least four consecutive games in franchise history...collected a career-high 11-game hitting streak from 9/4-17, batting .417/.440/.646 (20-for-48) with 6R, 6 doubles, 1 triple, 1HR, 14RBI, 18B and 1HP during the streak...recorded his first career grand slam and collected a career-high-tying 4RBI on 9/11 at Toronto (2-for-5, 1R, 1HR, 4RBI, 18B)...**2019:** Made his first career Opening Day roster...batted .282/.355/.525 (50-for-177) with 35R, 10 doubles, 11HR, 25RBI, 19BB and 15B in 89 games with the Mets...hit .386/.482/.629 (27-for-70) with 19R, 5 doubles, 4HR, 9RBI, 12BB and 1HP in his first 51 games of the season (3/28-6/7)...ranked third among qualifiers in OBP as a pinch-hitter (.459)...was placed on the 10-day I.L. on 7/27 due to a stress reaction in his left foot...was transferred to the 60-day I.L. on 9/7...was reinstated from the I.L. on 9/26...recorded his first career "walk-off" home run with a three-run shot in the 11th inning on 9/29 vs. Atlanta...appeared in two games for Triple-A Syracuse, going 2-for-9 (.222 BA) with 1R, 1 double and 1RBI...**2018:** Began the season on the 10-day D.L. with a strained right quad on 3/29 (retroactive to 3/26)...played in eight rehab assignment games with Triple-A Las Vegas...was returned from rehab, reinstated from the 10-day D.L. and optioned to Triple-A Las Vegas on 4/15...in 84 games with Las Vegas, batted .258 (87-for-337) with 52R, 21 doubles, 1 triple, 6HR, 41RBI, 34BB and 35B...in 56 games with New York-NL, hit .224 (32-for-143) with 14R, 11 doubles, 1 triple, 5HR, 11RBI and 4BB over five stints (5/11-13, 6/12-7/20, 8/19, 8/20-24, 9/3-end of season)...following the season, played in seven games for Toros del Este in the Dominican Winter League...was named the No. 2 prospect in the Mets organization according to *Baseball America*...**2017:** Was named the Sterling Organizational Minor League "Player of the Year" after spending the majority of the season with Triple-A Las Vegas, batting .330/.386/.519 (151-for-457) with 77R, 34 doubles, 2 triples, 16HR, 76RBI, 39BB and 15B in 114 games...among qualified Mets farmhands, ranked first in hits, and total bases (237), was tied for first in runs scored and doubles, second in RBI and extra-base hits (52), third in BA, SLG and OPS (.905), tied for third in HR and seventh in OBP...was named the Pacific Coast League "Player of the Month" for July after hitting .385/.437/.725 (42-for-109) with 28R, 13 doubles, 8HR, 26RBI, 9BB and 15B in 26 games...was named an Organization All-Star by MiLB.com...was selected to the active roster and signed a Major League contract on 8/11...made his MLB debut with the Mets that night at Philadelphia and recorded his first career hit in the fourth inning (single)...recorded his first career home run on 8/15 at the Yankees (Sonny Gray)...was named the No. 3 prospect in the Mets organization by *Baseball America*...**2016:** Spent the entire season with Double-A Binghamton, hitting .302/.367/.457 (146-for-484) with 64R, 29 doubles, 2 triples, 14HR, 91RBI, 50BB and 25B in 130 games...among Mets qualified farmhands, ranked second in RBI, hits and total bases (221), was tied for third in home runs and extra-base hits (45), tied for sixth in doubles and tied for seventh in walks...also ranked third in RBI and hits, sixth in total bases, eighth in BA and extra-base hits and tied for eighth in doubles among qualified Eastern League hitters...participated in the SiriusXM All-Star Futures Game in San Diego on 7/10, batting sixth in the starting lineup and starting at first base (0-for-4, 1RBI)...was named an Organization All-Star by MiLB.com...following the season, was ranked as the No. 71 overall prospect according to *Baseball America*...**2015:** Was named the Florida State League "Player of the Year" after hitting .305/.354/.417 (139-for-456) with 58R, 33 doubles, 6HR, 79RBI, 35BB and 25B in 118 games with Single-A St. Lucie...ranked among qualified Mets minor leaguers in doubles (first), RBI (second), hits (tied for third), total bases (190, tied for fifth), extra-base hits (39, tied for sixth) and BA (eighth)...was named the Florida State League "Player of the Week" for 5/25-31 after hitting .385/.385/.692 (10-for-26) with 6R, 5 doubles, 1HR and 10RBI in six games...was named the Florida State League "Player of the Month" for June after hitting .352/.397/.472 (38-for-108) with 15R, 10 doubles, 1HR, 20RBI and 7BB in 26 games...was named a Florida State League Postseason All-Star and an Organization All-Star by MiLB.com...following the season, played for the Salt River Rafterns in the Arizona Fall League, batting .362/.483/.511 (17-for-47) with 8R, 4 doubles, 1HR, 6RBI and 12BB in 14 games...was named an AFL Rising Star and selected to the AFL All-Prospect Team...following the season, was ranked as the No. 79 overall prospect according to *Baseball America*...**2014:** Batted .271 (125-for-461) with 52R, 26 doubles, 1 triple, 1HR, 44RBI, 51BB and 55B in 126 games with Single-A Savannah...ranked seventh among Mets farmhands in hits...was named the No. 4 prospect in the Mets organization according to *Baseball America*...**2013:** Made his professional debut, hitting .301/.398/.439 (52-for-173) with 25R, 13 doubles, 1 triple, 3HR, 26RBI, 26BB and 25B in 51 combined games with GCL Mets and Rookie-level Kingsport...ranked among qualified Mets minor leaguers in OBP (sixth), BA (10th), and OPS (.837, 10th)...following the season, was ranked as the No. 92 overall prospect according to *Baseball America*...**PERSONAL:** Full name is Dominic David Rene Smith...graduated from Junipero Serra (Calif.) High School where he batted .493 (33-for-67) with 7HR and 37 RBI in 27 games as a senior in 2013...helped lead Serra to the CIF Division Three title in 2013...created Baseball Generations, an organization that offers guidance and player development to young and disadvantaged baseball players, with two childhood friends, Ron Miller and Tim Ravare...is part of The Players Alliance, a group of more than 150 Black current and former major leaguers...the Alliance aims to combat racial inequality and aid Black families and communities affected by recent events...began playing baseball as a seven-year-old to stay active in the summer after basketball season...immediately fell in love with the game and didn't want to play any other sport.

Smith's Career Batting Record

Year	Club	AVG	G	AB	R	H	2B	3B	HR	RBI	SH	SF	HP	BB	SO	SB	CS	E	OBP	SLG
2013	GCL Mets	.287	48	167	23	48	9	1	3	22	0	3	4	24	37	2	4	6	.384	.407
	Kingsport	.667	3	6	2	4	4	0	0	4	0	0	0	2	0	0	0	0	.750	1.333
2014	Savannah	.271	126	461	52	125	26	1	1	44	1	3	2	51	77	5	4	7	.344	.338
2015	St. Lucie	.305	118	456	58	139	33	0	6	79	0	4	2	35	75	2	1	10	.354	.417
2016	Binghamton	.302	130	484	64	146	29	2	14	91	0	5	3	50	74	2	1	12	.367	.457
2017	Las Vegas	.330	114	457	77	151	34	2	16	76	0	1	3	39	87	1	1	8	.386	.519
	NEW YORK-NL	.198	49	167	17	33	6	0	9	26	0	1	1	14	49	0	0	2	.262	.395
2018	Las Vegas	.258	84	337	52	87	21	1	6	41	0	2	2	34	76	3	0	5	.328	.380
	NEW YORK-NL	.224	56	143	14	32	11	1	5	11	0	0	2	4	47	0	0	4	.255	.420
2019	NEW YORK-NL	.282	89	177	35	50	10	0	11	25	0	0	1	19	44	1	2	3	.355	.525
	Syracuse	.222	2	9	1	2	1	0	0	1	0	0	0	0	3	0	0	0	.222	.333
2020	NEW YORK-NL	.316	50	177	27	56	21	1	10	42	0	3	5	14	45	0	0	2	.377	.616
2021	NEW YORK-NL	.244	145	446	43	109	20	0	11	58	0	6	9	32	112	2	1	2	.304	.363
2022	NEW YORK-NL	.194	58	134	11	26	10	1	0	17	0	2	4	12	37	0	0	0	.276	.284
	Syracuse	.284	54	218	42	62	11	0	10	38	0	1	4	25	39	4	1	3	.367	.472
2023	WASHINGTON	.254	153	527	57	134	21	1	12	46	0	2	10	47	91	1	1	7	.326	.366
2024	Durham	.263	21	80	10	21	3	0	2	11	0	0	1	8	26	1	0	0	.337	.375
	BOSTON	.237	84	249	29	59	20	0	6	34	0	0	4	25	65	1	1	7	.317	.390
	CINCINNATI	.192	9	26	4	5	2	0	0	0	0	0	0	3	11	0	0	0	.276	.269
Minor League Totals		.293	700	2675	381	785	171	7	58	407	1	19	21	268	494	20	12	51	.360	.428
Major League Totals		.246	693	2046	237	504	121	4	64	259	0	14	36	170	501	5	5	27	.313	.403



SOKOL, Jack – RHP

HT: 6-4; **WT:** 205; **B:** R; **T:** R; **BORN:** 12/17/01 in Swickley, Pa.; **RESIDES:** New Albany, Ohio; **COLLEGE:** University of Pittsburgh; **OBTAINED:** Signed by the Yankees as a non-drafted free agent on 7/19/24; **M.L. SVC:** 0.000.

STEVENS, Kevin – RHP

HT: 6-2; **WT:** 225; **B:** R; **T:** R; **BORN:** 1/26/98 in Anderson, Ind.; **RESIDES:** Anna, Tex.; **COLLEGE:** University of Texas Rio Grande Valley; **OBTAINED:** Signed by the Yankees as a non-drafted free agent on 7/25/22; **M.L. SVC:** 0.000; **CAREER NOTES:** 2024: Went 4-0 with seven saves and a 2.54 ERA (39.0IP, 29H, 11ER, 16BB, 56K, 2HR) in 31 relief appearances with Double-A Somerset...his seven saves were fourth among Yankees farmhands...2023: Missed the entire season due to injury...following the season, played with the Mesa Solar Sox in the Arizona Fall League, posting a 2.45 ERA (7.1IP, 8H, 3R/2ER, 3BB, 10K, 0HR) in nine relief appearances...2022: Made his professional debut, going 0-2 with a 7.71 ERA (4.2IP, 8H, 5R/4ER, 4BB, 3K, 0HR) in five combined games with the FCL Yankees and Single-A Tampa...**PERSONAL:** Pitched for three seasons at the University of Texas Rio Grande Valley (2020-22), going 18-7 with four complete games and a 2.99 ERA (195.2IP, 162H, 72R/65ER, 56BB, 228K, 11HR) in 33 starts...his 228 strikeouts rank sixth in program history...was named to the ABCA/Rawlings All-Central Region Second Team after his senior season.

NON-ROSTER INVITEE**Stevens' Career Pitching Record**

Year	Club	W	L	ERA	G	GS	CG	SHO	SV	IP	H	R	ER	HR	HP	BB	SO	WP	BK
2022	FCL Yankees	0	1	81.00	1	0	0	0	0	0.1	2	3	3	0	2	0	1	0	0
	Tampa	0	1	2.08	4	0	0	0	0	4.1	6	2	1	0	0	4	2	0	0
2023																			
2024	Somerset	4	0	2.54	31	0	0	0	7	39.0	29	11	11	2	1	16	56	3	1
	Minor League Totals	4	2	3.09	36	0	0	0	7	43.2	37	16	15	2	3	20	59	3	1

STONE, Adam – RHP

HT: 6-6; **WT:** 230; **B:** R; **T:** R; **BORN:** 7/31/01 in Stamford, Conn.; **RESIDES:** Stamford, Conn.; **COLLEGE:** Harvard University; **OBTAINED:** Signed by the Yankees as a non-drafted free agent on 7/22/22; **M.L. SVC:** 0.000.

STUART, Baron – RHP

HT: 6-5; **WT:** 240; **B:** L; **T:** R; **BORN:** 7/24/99 in Stuart, Fla.; **RESIDES:** Okeechobee, Fla.; **COLLEGE:** University of Pittsburgh; **OBTAINED:** Signed by the Yankees as a non-drafted free agent on 7/21/22; **M.L. SVC:** 0.000; **CAREER NOTES:** 2024: Went 9-5 with one complete game and a 3.49 ERA (116.0IP, 101H, 51R/45ER, 46BB, 104K, 4HR) in 23 combined starts with High-A Hudson Valley and Triple-A Scranton/Wilkes-Barre...among Yankees farmhands, ranked second in wins, was tied for sixth in games started and eighth in innings pitched...spent the majority of the season with the Renegades, going 8-5 with a 3.63 ERA (109.0IP, 98H, 49R/44ER, 42BB, 102K, 4HR) in 22 starts...among pitchers in the South Atlantic League, was tied for third in wins, ranked fourth in innings pitched and eighth in games started...2023: Made his professional debut, going 4-10 with a 4.47 ERA (100.2IP, 91H, 61R/50ER, 46BB, 85K, 12HR) in 20 combined appearances (18 starts) between Single-A Tampa and High-A Hudson Valley...following the season, played for the Mesa Solar Sox in the Arizona Fall League and posted a 5.84 ERA (12.1IP, 11H, 9R/8ER, 10BB, 10K, 2HR) in five relief appearances...**PERSONAL:** Pitched collegiately at the University of South Florida for four seasons (2018-21) before transferring to the University of Pittsburgh for the 2022 season...appeared in a team-high 27 games out of the bullpen and recorded a team-high seven saves for Pitt in 2022.

TAVERA, Junior – LHP

HT: 6-0; **WT:** 184; **B:** L; **T:** L; **BORN:** 5/23/07 in San Pedro de Macoris, D.R.; **RESIDES:** San Pedro de Macoris, D.R.; **OBTAINED:** Signed by the Yankees as a non-drafted free agent on 1/15/24; **M.L. SVC:** 0.000.

TEJADA, Ronald – LHP

HT: 6-3; **WT:** 185; **B:** L; **T:** L; **BORN:** 1/11/07 in Baní, D.R.; **RESIDES:** Baní, D.R.; **OBTAINED:** Signed by the Yankees as a non-drafted free agent on 5/7/24; **M.L. SVC:** 0.000; **CAREER NOTES:** 2024: Made his professional debut, going 3-0 with one save and a 1.75 ERA (25.2IP, 15H, 8R/5ER, 12BB, 24K, 0HR) in 17 appearances with the DSL Yankees.

TEJEDA, Enmanuel – INF

HT: 5-10; **WT:** 194; **B:** R; **T:** R; **BORN:** 12/25/04 in Santo Domingo, D.R.; **RESIDES:** Santo Domingo, D.R.; **OBTAINED:** Signed by the Yankees as a non-drafted free agent on 1/15/22; **M.L. SVC:** 0.000; **CAREER NOTES:** 2024: Combined with the Single-A Tampa and FCL Yankees to hit .326/.371/.408 (60-for-184) with 28R, 9 doubles, 2HR, 21RBI, 13BB and 26SB in 48 games...among Yankees farmhands, was tied for eighth in stolen bases...2023: Batted .307/.465/.458 (51-for-166) with 37R, 4 doubles, 3 triples, 5HR, 30RBI, 44BB and 24SB in 50 games with the FCL Yankees...ranked among qualified Yankees farmhands in OBP (second), batting average (third) and OPS (.923, third)...among qualified FCL batters, ranked second in OBP and stolen bases, tied for third in walks, fifth in OPS and hits, sixth in BA, seventh in runs and eighth in total bases (76)...following the season, was named an FCL Postseason All-Star...2022: Made his professional debut with the DSL Bombers, batting .289/.463/.493 (41-for-142) with 35R, 6 doubles, 7 triples, 3HR, 22RBI, 41BB and 11SB in 46 games...ranked among qualified Yankees farmhands in OBP (second), triples (tied for second), OPS (.956, third), batting average (fourth) and SLG (fifth)...among DSL batters, was tied for third in triples and sixth in OBP.

TERRERO, Gabriel – INF

HT: 6-1; **WT:** 188; **B:** S; **T:** R; **BORN:** 9/26/05 in Santo Domingo, D.R.; **RESIDES:** Santo Domingo, D.R.; **OBTAINED:** Signed by the Yankees as a non-drafted free agent on 2/10/23; **M.L. SVC:** 0.000; **CAREER NOTES:** 2024: Hit .256/.392/.360 (32-for-125) with 29R, 5 doubles, 1 triple, 2HR, 20RBI, 28BB and 14SB in 46 games with the FCL Yankees...2023: Made his professional debut, batting .299/.407/.533 (41-for-137) with 33R, 9 doubles, 1 triple, 7HR, 27RBI, 22BB and 14SB in 37 games with the DSL Bombers...among qualified Yankees farmhands, ranked second in SLG and OPS (.940), fourth in BA and fifth in OBP.

TIEDEMANN, Josh – INF

HT: 6-1; **WT:** 200; **B:** R; **T:** R; **BORN:** 6/9/04 in Phoenix, Ariz.; **RESIDES:** Chandler, Ariz.; **OBTAINED:** Selected by the Yankees in the 13th round of the 2023 First-Year Player Draft; **M.L. SVC:** 0.000; **PERSONAL:** Was a graduate of Hamilton H.S. (Ariz.) in 2023...was a two-way player in high school...was committed to TCU before signing with the Yankees.



TOOLE, Marshall – OF

HT: 5-11; **WT:** 195; **B:** L; **T:** R; **BORN:** 3/17/03 in Decatur, Ga.; **RESIDES:** Decatur, Ga.; **COLLEGE:** Wofford College (S.C.); **OBTAINED:** Selected by the Yankees in the 15th round of the 2024 First-Year Player Draft; **M.L. SVC:** 0.000; **PERSONAL:** Played collegiately at Wofford College for three seasons (2022-24), batting .333/.443/.492 (184-for-553) with 171R, 27 doubles, 11 triples, 13HR, 199RBI, 91BB and 82SB in 162 games...in his junior season in 2024, batted .375/.461/.617 (96-for-256) with 83R, 15 doubles, 10 triples, 9HR, 64RBI, 6HP, 45F and 43SB in 62 games...among all NCAA Division I players, was second in stolen bases, tied for second in triples and tied for eighth in hits...led the Southern Conference and set single-season school records in runs scored, triples and stolen bases...also ranked fourth among SoCon players in batting average and eighth in RBI...following the season, was selected to the All-Southern Conference First Team.

TORRES, Juan – INF

HT: 5-10; **WT:** 162; **B:** R; **T:** R; **BORN:** 9/27/07 in Jimaní, D.R.; **RESIDES:** Jimaní, D.R.; **OBTAINED:** Signed by the Yankees as a non-drafted free agent on 1/24/25; **M.L. SVC:** 0.000.

UREÑA, Engelth – C

HT: 6-0; **WT:** 219; **B:** R; **T:** R; **BORN:** 8/17/04 in Santo Domingo, D.R.; **RESIDES:** Santo Domingo, D.R.; **OBTAINED:** Signed by the Yankees as a non-drafted free agent on 1/15/22; **M.L. SVC:** 0.000; **CAREER NOTES: 2024:** In his first full professional season, batted .301/.420/.564 (40-for-133) with 34R, 11 doubles, 8HR, 31RBI, 24BB and 5SB in 40 games with the FCL Yankees...among qualified Yankees farmhands, led in SLG and OPS (.984), ranked fourth in BA and sixth in OBP...was named the FCL "Player of the Month" for July after hitting .419/.550/.855 (26-for-62) with 22R, 9 doubles, 6HR, 19RBI, 16BB, 2HP and 5SB in 19 games...led qualified FCL players in runs scored, home runs, SLG, OPS (1.405), extra-base hits (15) and total bases (53) in July...was also named the FCL "Player of the Week" from 7/1-7 and 7/8-14...among qualified batters in the FCL, ranked third in home runs, SLG and OPS, tied for seventh in extra-base hits (19), tied for ninth in RBI and tenth in BA...appeared defensively at C (12G/10GS) and 1B (18G/17GS)...went 2-for-4 with 1 double, 1RBI and 1BB in one game in the FCL Playoffs...following the season, was named a FCL Postseason All-Star...was tabbed by *Baseball America* as a FCL Rookie All-Star.

VARGAS, Alexander – INF

HT: 6-10; **WT:** 175; **B:** S; **T:** R; **BORN:** 10/29/01 in Matanzas, Cuba; **RESIDES:** Santo Domingo, D.R.; **OBTAINED:** Signed by the Yankees as a non-drafted free agent on 7/31/18; **M.L. SVC:** 0.000; **CAREER NOTES: 2024:** In 78 combined games with High-A Hudson Valley and Double-A Somerset, hit .251 (64-for-255) with 24R, 8 doubles, 6 triples, 4HR, 35RBI, 14BB and 15SB...his six triples were tied for the second-most among Yankees farmhands...began the season with Hudson Valley, going 3-for-15 with 1R, 1 double, 1 triple, 5RBI, 3BB, 1SF and 1SB in five games...was promoted to Somerset on 4/17...in 73 games with the Patriots, hit .254 (61-for-240) with 23R, 7 doubles, 5 triples, 4HR, 30RBI, 11BB, 3HP, 2SF and 14SB...his five triples with the Patriots were tied for the sixth-most among Eastern League players...**2023:** Led all Yankees farmhands with six triples...**2021:** In 42 games with the FCL Yankees, batted .273 (41-for-150) with 37R, 7 doubles, 1 triple, 3HR, 26RBI, 20BB and 17SB...led the FCL with 37R and ranked fourth in stolen bases (17)...**2019:** Tied for the GCL lead with five triples...**PERSONAL:** For the 2018 international signing period, was ranked by MLB.com as the No. 8 prospect and FanGraphs as the No. 14 prospect.

VARGAS, Emanuel – RHP

HT: 6-1; **WT:** 195; **B:** R; **T:** R; **BORN:** 10/10/05 in Aguadulce, Panama; **RESIDES:** Aguadulce, Panama; **OBTAINED:** Signed by the Yankees as a non-drafted free agent on 1/16/23; **M.L. SVC:** 0.000.

VARGAS, Mauricio – RHP

HT: 6-0; **WT:** 160; **B:** R; **T:** R; **BORN:** 2/6/07 in Sincelejo, Colombia; **RESIDES:** Sincelejo, Colombia; **OBTAINED:** Signed by the Yankees as a non-drafted free agent on 6/4/24; **M.L. SVC:** 0.000.

VÁSQUEZ, Cristopher – RHP

HT: 5-11; **WT:** 168; **B:** R; **T:** R; **BORN:** 9/12/06 in Villa González, D.R.; **RESIDES:** Villa Gonzalez, D.R.; **OBTAINED:** Signed by the Yankees as a non-drafted free agent on 6/2/24; **M.L. SVC:** 0.000.

VÁSQUEZ, Oscar – RHP

HT: 6-1; **WT:** 170; **B:** R; **T:** R; **BORN:** 12/11/04 in San Pedro de Macoris, D.R.; **RESIDES:** San Pedro de Macoris, D.R.; **OBTAINED:** Signed by the Yankees as a non-drafted free agent on 6/19/24; **M.L. SVC:** 0.000.

VEACH, Chris – RHP

HT: 6-0; **WT:** 203; **B:** R; **T:** R; **BORN:** 11/21/01 in Chapin, S.C.; **RESIDES:** Chapin S.C.; **COLLEGE:** University of South Carolina; **OBTAINED:** Signed by the Yankees as a non-drafted free agent on 7/17/24; **M.L. SVC:** 0.000; **PERSONAL:** Played collegiately at Presbyterian College (2021-22) and the University of South Carolina (2022-23).

VELASQUEZ, Luis – RHP

HT: 5-9; **WT:** 172; **B:** R; **T:** R; **BORN:** 7/1/01 in Fantino, D.R.; **RESIDES:** Fantino, D.R.; **OBTAINED:** Signed by the Yankees as a non-drafted free agent on 4/26/19; **M.L. SVC:** 0.000; **CAREER NOTES: 2024:** Made 30 appearances (two starts) for Double-A Somerset, going 3-3 with one save and a 4.57 ERA (41.1IP, 33H, 29R/21ER, 31BB, 56K, 6HR)...his 30 appearances were the third-most among Somerset pitchers...tossed 1.0 scoreless inning (1BB) in one relief appearance in the Eastern League Playoffs for the Patriots...**2023:** In 36 combined games with Single-A Tampa and High-A Hudson Valley, went 3-3 with two saves and a 1.74 ERA (62.0IP, 28H, 14R/12ER, 33BB, 77K, 2HR)...was named the South Atlantic League "Pitcher of the Week" for 7/24-30 with Hudson Valley after retiring all 17 batters faced over two relief appearances (1W, 5.2IP, 8K).



VELAZQUEZ, Andrew – INF/OF**NON-ROSTER INVITEE**

HT: 5-9; **WT:** 165; **B:** S; **T:** R; **BORN:** 7/14/94 in Bronx, N.Y.; **RESIDES:** Orlando, Fla.; **OBTAINED:** Signed by the Yankees as a minor league free agent on 12/31/24; **M.L. SVC:** 3.033; **CAREER NOTES:** Over parts of six Major League seasons with the Tampa Bay Rays (2018-19), Cleveland (2019), Baltimore Orioles (2020), Yankees (2021) and Los Angeles Angels (2022-23), has batted .189 (107-for-566) with 77R, 19 doubles, 2 triples, 12HR, 4ORBI, 38BB and 40SB in 275 combined games...has appeared defensively in his career at shortstop (223G/165GS), second base (19G/6GS), centerfield (10G/1GS), left field (9G), third base (8G/2GS) and right field (1G)...was originally selected by the Arizona Diamondbacks in the seventh round of the 2012 First-Year Player Draft...**2024:** Spent the entire season with Triple-A Gwinnett, hitting .242 (104-for-429) with 62R, 17 doubles, 16HR, 48RBI, 34BB and 33SB in 118 games...among qualified Braves farmhands, was tied for first in home runs, ranked fourth in total bases (169), tied for fourth in extra-base hits (33) and runs scored, sixth in SLG, seventh in stolen bases, eighth in hits and ninth in OPS (.692)...declared minor league free agency on 11/4...following the season, played in 37 games for the Leones de Ponce in the Puerto Rican Winter League...**2023:** Batted .214/.340/.417 (18-for-84) with 17R, 4 doubles, 2 triples, 3HR, 9RBI, 16BB and 7SB in 26 combined games with Triple-A Salt Lake and the ACL Angels...made two stints with Los Angeles-AL (6/15-29, 7/2-9/3), batting .173 (14-for-81) with 12R, 3 doubles, 2HR, 3RBI, 10BB and 13SB in 54 games...was claimed off waivers by Atlanta on 9/5 and outrighted to Triple-A Gwinnett...hit .217 (13-for-60) with 4R, 2 doubles, 4RBI, 4BB and 15B in 14 games with Triple-A Gwinnett...signed with the Braves as a minor league free agent on 11/26...**2022:** Began the season with Triple-A Salt Lake, hitting .313 (5-for-16) with 7R, 3 doubles, 1HR, 6RBI, 4BB and 2SB in five games...was recalled to the active roster on 4/12 and hit .196 (63-for-322) with 37R, 8 doubles, 9HR, 28RBI, 15BB and 17SB in 125 games with the Angels...set career highs in games played, hits, doubles, HR, RBI, walks and stolen bases...was placed on the 10-day injured list on 9/14 with a right meniscus tear...was transferred to the 60-day injured list on 9/17 and missed the rest of the season...**2021:** Began the season with Triple-A Scranton/Wilkes-Barre, batting .273/.362/.451 (72-for-264) with 40R, 20 doubles, 3 triples, 7HR, 46RBI, 37BB and 29SB in 77 games...ranked fifth among Yankees minor leaguers in stolen bases...was selected to the active roster and signed a Major League contract on 8/9 and batted .224 (15-for-67) with 11R, 4 doubles, 1 triple, 1HR, 6RBI, 1BB and 4SB in 28 games with the Yankees...was claimed off waivers by the Angels on 11/5...**2020:** Made his first Opening Day roster...spent the entire season with the Orioles and appeared in 40 games, batting .159 (10-for-63) with 11R, 1 double, 1 triple, 3RBI, 10BB and 4SB...made nine appearances as a PR and saw time at SS (30G/19GS), LF (7G), CF (3G/1GS) and 2B (2G/GS)...did not commit an error in 93 total chances...was optioned to the Orioles' Alternate Site on 9/19...declared free agency on 11/1...signed with the Yankees as a minor league free agent on 12/23...**2019:** Hit .087 (2-for-23) with 3R, 2 doubles, 1BB and 15B in 15 games over four stints with the Rays and Cleveland...started the season with Triple-A Durham and batted .271 (35-for-129) with 20R, 9 doubles, 1 triple, 4HR, 16RBI and 10BB in 34 games over two stints with the Bulls...was recalled by Tampa Bay on 4/21 and appeared in 10 games over three stints (4/21-24, 5/6-10, 5/11-29)...was acquired by Cleveland for future considerations on 7/3 and assigned to Triple-A Columbus...spent time with the AZL Indians Blue and AZL Indians Red as part of a rehab assignment, batting .517 (15-for-29) with 9R, 6 doubles, 2HR, 6RBI and 3BB in nine games...hit .244 (11-for-45) with 5R, 4 doubles, 1 triple, 5RBI and 15B in 12 games with Columbus...was recalled by the Cleveland on 9/17 and appeared in five games through the end of the season...after the season, played for the Criollos de Caguas of the Puerto Rican Winter League...**2018:** Saw his first Major League action with the Rays, batting .300 (3-for-10) with 3R, 1 double, 1BB and 15B in 13 games...made his Major League debut on 9/2 at Cleveland, appearing as a defensive replacement in CF in the eighth inning...recorded his first Major League hit on 9/7 vs. Baltimore, a pinch-hit single off RHP Luis Ortiz in the seventh inning...played six different defensive positions for Tampa Bay: 3B (4G/1GS), SS (2G/1GS), 2B (2G), CF (2G), LF (1G) and RF (1G)...began the season with Double-A Montgomery, batting .229 (8-for-35) with 5R, 2 doubles, 1 triple, 2HR, 4RBI, 1BB and 15B in eight games...was promoted to Triple-A Durham on 4/16...hit .258 (109-for-423) with 63R, 16 doubles, 6 triples, 12HR, 41RBI, 34BB and 29SB in 117 games for the Bulls...went a combined 31-for-34 (91.2%) in stolen base attempts in the minors, second best among Rays farmhands...led the International League in stolen bases...following the season, was tabbed by *Baseball America* as the "Fastest Baserunner" in the International League...**2017:** Spent the season with Double-A Montgomery, batting .235 (88-for-374) with 49R, 17 doubles, 4 triples, 9HR, 37RBI, 30BB and 185B in 108 games...was named the Southern League "Player of the Week" from 5/29-6/4, hitting .565 (13-for-23) with 5R, 3 doubles, 1 triple, 3HR, 10RBI, 2BB and 15B in six games...appeared in 16 games/14 starts in CF for Montgomery, marking his first professional action in the outfield...**2016:** Played the entire season with Single-A Charlotte, batting .262 (75-for-286) with 31R, 6 doubles, 2 triples, 1HR, 14RBI, 21BB and 115B in 75 games...began the season on the 7-day disabled list with a left hamstring injury, later making his season debut on 5/16 vs. Daytona...after the season, played for the Criollos de Caguas of the Puerto Rican Winter League...in 33 games, hit .254 (33-for-130) with 19R, 6 doubles, 2 triples, 8RBI, 12BB and 14SB...**2015:** Spent the majority of the season with Single-A Charlotte...batted .290 (54-for-186) with 29R, 9 doubles, 2 triples, 10RBI, 15BB and 55B in 47 games...was placed on the disabled list on three separate occasions...played in four games with the GCL Rays on a rehab assignment...**2014:** Played the entire season with Single-A South Bend, hitting .290 (158-for-544) with 94R, 18 doubles, 15 triples, 9HR, 56RBI, 62BB and 50SB in 134 games...reached base safely in 74 straight games from 4/22-7/16, breaking the minor league record (71) shared by Kevin Youkilis (2003) and Kevin Millar (1997), according to MLB.com...was named the Midwest League "Player of the Week" for the week of 5/19-26...led the Midwest League in runs, triples and stolen bases, and ranked second in hits and total bases (233)...earned Midwest League Mid-Season and Postseason All-Star honors with South Bend...was tabbed a Low Class-A All-Star by *Baseball America* and an Organization All-Star by MiLB.com with the Diamondbacks...was also named the Midwest League "Prospect of the Year" by MiLB.com...following the season, was labeled by *Baseball America* as the Rays' No. 10 prospect...was also named by *Baseball America* as the "Most Exciting Player" and "Best Defensive SS" in the Midwest League...was acquired by Tampa Bay along with OF Justin Williams from the Arizona Diamondbacks on 11/14 in exchange for RHP Jeremy Hellickson...following the season, played in 23 games for the Indios de Mayagüez of the Puerto Rican Winter League...**2013:** Spent the entire season with Single-A South Bend, batting .260 (61-for-235) with 23R, 10 doubles, 4 triples, 16RBI, 21BB and 75B in 65 games...**2012:** Made his professional debut, splitting time with both the AZL Diamondbacks and Rookie-level Missoula...**PERSONAL:** Attended Fordham Preparatory School (N.Y.) H.S....was committed to play at Virginia Tech before signing with the Diamondbacks.



Velazquez's Career Batting Record

Year	Club	AVG	G	AB	R	H	2B	3B	HR	RBI	SH	SF	HP	BB	SO	SB	CS	E	OBP	SLG
2012	AZL Diamondbacks	.319	29	116	33	37	8	5	1	20	1	3	1	18	35	20	3	7	.406	.500
	Missoula	.220	14	50	9	11	0	2	0	4	0	1	0	5	12	2	0	4	.286	.300
2013	South Bend	.260	65	235	23	61	10	4	0	16	0	1	0	21	59	7	2	15	.319	.336
2014	South Bend	.290	134	544	94	158	18	15	9	56	4	5	7	62	136	50	15	35	.367	.428
2015	Charlotte	.290	47	186	29	54	9	2	0	10	2	0	0	15	53	5	8	9	.343	.360
	GCL Rays	.231	4	13	2	3	0	0	0	2	0	0	0	2	6	0	0	1	.333	.231
2016	Charlotte	.262	75	286	31	75	6	2	1	14	3	2	1	21	71	11	6	14	.313	.308
2017	Montgomery	.235	108	374	49	88	17	4	9	37	6	0	3	30	112	18	9	12	.297	.374
2018	Montgomery	.229	8	35	5	8	2	1	2	4	0	0	0	1	11	2	0	0	.250	.514
	Durham	.258	117	423	63	109	16	6	12	41	1	0	3	34	124	29	3	14	.317	.409
	TAMPA BAY	.300	13	10	3	3	1	0	0	0	0	0	1	1	3	1	0	0	.417	.400
2019	Durham	.271	34	129	20	35	9	1	4	16	1	0	1	10	30	2	4	3	.329	.450
	TAMPA BAY	.083	10	12	2	1	1	0	0	0	0	0	0	0	6	0	0	1	.083	.167
	AZL Indians Blue	.429	3	7	1	3	2	0	0	0	0	0	0	2	1	0	0	0	.556	.714
	AZL Indians Red	.545	6	22	8	12	4	0	2	6	0	0	1	1	3	0	0	0	.583	1.000
	Columbus	.244	12	45	5	11	4	1	0	5	0	0	1	0	9	1	1	1	.261	.378
	CLEVELAND	.091	5	11	1	1	1	0	0	0	0	0	0	1	7	1	0	0	.167	.182
2020	BALTIMORE	.159	40	63	11	10	1	1	0	3	4	0	0	10	23	4	2	0	.274	.206
2021	Scranton/WB	.273	77	264	40	72	20	3	7	46	2	2	1	37	87	29	3	7	.362	.451
	YANKEES	.224	28	67	11	15	4	1	1	6	0	0	0	1	23	4	1	3	.235	.358
2022	Salt Lake	.313	5	16	7	5	3	0	1	6	0	0	0	4	5	2	0	0	.450	.688
	LOS ANGELES-AL	.196	125	322	37	63	0	9	9	28	6	3	3	15	119	17	1	8	.236	.304
2023	Salt Lake	.203	23	74	15	15	3	1	3	7	3	0	0	15	23	7	0	4	.337	.392
	ACL Angels	.300	3	10	2	3	1	1	0	2	0	0	0	1	4	0	0	1	.364	.600
	LOS ANGELES-AL	.173	54	81	12	14	3	0	2	3	3	0	0	10	30	13	3	6	.264	.284
	Gwinnett	.217	14	60	4	13	2	0	0	4	0	0	0	4	25	1	1	0	.266	.250
2024	Gwinnett	.242	118	429	62	104	17	0	16	48	6	3	1	34	157	33	1	11	.298	.394
Minor League Totals		.264	896	3318	502	877	151	48	67	344	29	17	20	317	963	219	56	138	.331	.399
Major League Totals		.189	275	566	77	107	19	2	12	40	13	3	4	38	211	40	7	18	.244	.293

VELDHUISEN, Remy – OF

HT: 6-2; **WT:** 190; **B:** L; **T:** R; **BORN:** 2/11/05 in San Juan de la Maguana, D.R.; **RESIDES:** San Juan de la Maguana, D.R.; **OBTAINED:** Signed by the Yankees as a non-drafted free agent on 1/15/24; **M.L. SVC:** 0.000.

VENTURA, Ángel – OF

HT: 6-0; **WT:** 175; **B:** R; **T:** R; **BORN:** 3/10/06 in Puerto Plata, D.R.; **RESIDES:** Puerto Plata, D.R.; **OBTAINED:** Signed by the Yankees as a non-drafted free agent on 1/15/24; **M.L. SVC:** 0.000.

VENTURA, Jordany – RHP

HT: 6-0; **WT:** 191; **B:** R; **T:** R; **BORN:** 7/6/00 in Santo Domingo, D.R.; **RESIDES:** Santo Domingo, D.R.; **OBTAINED:** Signed by the Yankees as a minor league free agent on 11/11/24; **M.L. SVC:** 0.000; **CAREER NOTES:** Was originally signed by the New York Mets as a non-drafted free agent on 7/25/18...**2024:** In 22 combined appearances (four starts) with High-A Brooklyn, Single-A St. Lucie and Double-A Binghamton, went 4-2 with a 2.96 ERA (48.2IP, 38H, 20R/16ER, 20BB, 55K, 5HR)...**2023:** Split the season between Single-A St. Lucie and High-A Brooklyn, combining to go 7-5 with one complete game and a 4.81 ERA (103.0IP, 79H, 62R/55ER, 83BB, 106K, 5HR) in 25 outings (23 starts)...among Mets farmhands, was fourth in GS, tied for fourth in wins, tenth in innings pitched and tied for tenth in strikeouts.

VERDE, Kevin – INF

HT: 5-9; **WT:** 179; **B:** R; **T:** R; **BORN:** 12/12/05 in Carora, Venezuela; **RESIDES:** Carora, Venezuela; **OBTAINED:** Signed by the Yankees as a non-drafted free agent on 3/6/23; **M.L. SVC:** 0.000.

VILLARREAL, Varis – RHP

HT: 5-9; **WT:** 165; **B:** R; **T:** R; **BORN:** 7/1/05 in Los Santos, Panama; **RESIDES:** Los Santos, Panama; **OBTAINED:** Signed by the Yankees as a non-drafted free agent on 6/2/24; **M.L. SVC:** 0.000.

VILLARROEL, Carlos – C

HT: 6-2; **WT:** 208; **B:** R; **T:** R; **BORN:** 6/4/07 in Barquisimeto, Venezuela; **RESIDES:** San Cristóbal, D.R.; **OBTAINED:** Signed by the Yankees as a non-drafted free agent on 1/15/24; **M.L. SVC:** 0.000; **CAREER NOTES:** **2024:** Made his professional debut, batting .299/.390/.410 (35-for-117) with 19R, 7 doubles, 2HR, 15RBI, 17BB and 2SB in 36 games with the DSL Bombers.

VILORIO, Francisco – OF

HT: 6-4; **WT:** 224; **B:** R; **T:** R; **BORN:** 10/31/06 in Hato Mayor del Rey, D.R.; **RESIDES:** Hato Mayor del Rey, D.R.; **OBTAINED:** Signed by the Yankees as a non-drafted free agent on 1/15/24; **M.L. SVC:** 0.000; **PERSONAL:** Ranked as the 15th-best prospect by MLB.com for the 2024 international signing period.

VINYARD, Mason – RHP

HT: 6-3; **WT:** 218; **B:** R; **T:** R; **BORN:** 6/22/99 in Paducah, Ky; **RESIDES:** Paducah, Ky; **COLLEGE:** Western Kentucky University; **OBTAINED:** Signed by the Yankees as a non-drafted free agent on 8/15/22; **M.L. SVC:** 0.000; **CAREER NOTES:** **2024:** In 34 combined appearances with the FCL Yankees (1G) and High-A Hudson Valley (33G), went 6-2 with two saves and a 3.17 ERA (48.1IP, 35H, 23R/17ER, 25BB, 65K, 2HR)...**2023:** Made his professional debut, going 4-1 with three saves and a 3.12 ERA (60.2IP, 41H, 24R/21ER, 29BB, 74K, 3HR) in 38 combined games with Single-A Tampa and High-A Hudson Valley.

VIVAS, Edison – C

HT: 5-11; **WT:** 223; **B:** R; **T:** R; **BORN:** 6/3/06 in Palo Negro, Venezuela; **RESIDES:** La Morita, Venezuela; **OBTAINED:** Signed by the Yankees as a non-drafted free agent on 2/24/23; **M.L. SVC:** 0.000.



VRIELING, Trystan – RHP

HT: 6-4; **WT:** 215; **B:** R; **T:** R; **BORN:** 10/2/00 in Lewiston, Idaho; **RESIDES:** Kennewick, Wash.; **COLLEGE:** Gonzaga University (Wash.); **OBTAINED:** Selected by the Yankees in the third round of the 2022 First-Year Player Draft; **M.L. SVC:** 0.000; **CAREER NOTES:** 2024: Made his pro debut, going 13-7 with a 4.58 ERA (147.1IP, 140H, 79R/75ER, 46BB, 132K, 13HR) in 27G/25GS) with Double-A Somerset...led Yankees minor leaguers in wins, ranked second in IP, was tied for third in starts and sixth in strikeouts...among Eastern League pitchers, led in wins, ranked second in IP and sixth in strikeouts...was named the E.L. "Pitcher of the Month" for April, going 2-1 with a 1.88 ERA (24.0IP, 12H, 6R/5ER, 6BB, 25K, 1HR) in 4GS...was also named the E.L. "Pitcher of the Week" from 4/15-21 after not allowing a hit through 7.2IP in his start on 4/19 vs. Hartford (2BB, 6K)...**2023:** Following the season, pitched for the Mesa Solar Sox of the Arizona Fall League, (5GS, 0-1, 5.06 ERA, 10.2IP, 11H, 8R/6ER, 6BB, 15K, 4HR)...**PERSONAL:** In three seasons at Gonzaga University (2020-22), went 5-7 with a 4.31 ERA (137.2IP, 66ER) and 178K in 42 games (17GS)...earned All-WCC Second Team honors...attended Kamiakin (Wash.) H.S.

WARRECKER, Bryce – RHP

HT: 6-8; **WT:** 260; **B:** L; **T:** R; **BORN:** 9/13/01 in Santa Cruz, Calif.; **RESIDES:** Santa Barbara, Calif.; **COLLEGE:** Cal Poly (Calif.); **OBTAINED:** Selected by the Yankees in the 20th round of the 2023 First-Year Player Draft; **M.L. SVC:** 0.000.

WATSON, Danny – RHP

HT: 6-7; **WT:** 235; **B:** R; **T:** R; **BORN:** 10/6/00 in Albany, N.Y.; **RESIDES:** Virginia Beach, Va.; **COLLEGE:** Virginia Commonwealth University; **OBTAINED:** Selected by the Yankees in the 15th round of the 2021 First-Year Player Draft; **M.L. SVC:** 0.000; **CAREER NOTES:** 2023: Went 7-1 with five saves and a 1.58 ERA (62.2IP, 30H, 14R/11ER, 25BB, 82K, 6HR) in 45 combined relief appearances with High-A Hudson Valley and Double-A Somerset...according to MiLB.com, posted the best ERA among minor leaguers with at least 60.0IP, while also ranking third in opponents' BA (.138) and WHIP (0.88)...was tied for fourth in appearances and tied for fifth in saves among Yankees farmhands...following the season, was named an MiLB Awards All-MiLB Prospect Second Team...**PERSONAL:** Full name is Daniel Scott Watson...in three seasons with VCU, went 8-5 with three saves and a 3.38 ERA (88.0IP, 73H, 40R/33ER, 29BB, 92K, 1HR) in 40 games (seven starts).

WEGNER, Jared – OF

HT: 6-1; **WT:** 220; **B:** R; **T:** R; **BORN:** 7/25/99 in Kearney, Neb.; **RESIDES:** Kearney, Neb.; **COLLEGE:** University of Arkansas; **OBTAINED:** Selected by the Yankees in the ninth round of the 2023 First-Year Player Draft; **M.L. SVC:** 0.000; **PERSONAL:** Played at Creighton University from 2019-22 then transferred to the U. of Arkansas for 2023, where he batted .313/.457/.673 (46-for-147) with 46R, 4 doubles, 2 triples, 15HR, 51RBI and 33BB in 43G...hit 15HR in 43G at Arkansas in 2023 after hitting 14HR in 114G in his previous four seasons at Creighton.

WHITE, Colby – RHP

HT: 6-0; **WT:** 220; **B:** R; **T:** R; **BORN:** 7/4/98 in Hattiesburg, Miss.; **RESIDES:** Foxworth, Miss.; **COLLEGE:** Mississippi State University; **OBTAINED:** Claimed off waivers by the Yankees from the Tampa Bay Rays on 5/9/24; **M.L. SVC:** 0.000; **CAREER NOTES:** Was originally selected with Tampa Bay in the 6th round of the 2019 First-Year Player Draft...**2024:** Spent majority of the season with Double-A Somerset, going 2-0 with a 3.34 ERA (32.1IP, 23H, 15R/12ER, 22BB, 40K, 3HR) in 29G/1GS...began the season marking nine appearances with Triple-A Durham...was DFAed by the Rays on 5/3...was claimed off waivers by the Yankees and outrighted to Somerset on 5/9...**2023:** In 24G/5GS with the FCL Rays, High-A Bowling Green and Double-A Montgomery, went 1-0 with a 1.64 ERA (22.0IP, 11H, 4R/ER, 17BB, 24K, 0HR)...began the season on the minor league 7-day IL recovering from "Tommy John" surgery (3/31-8/6)...made 11 rehab appearances (five starts) with the FCL Rays, posting a 1.74 ERA (10.1IP, 2ER)...was transferred to High-A Bowling Green on 8/4 and made five appearances...was promoted to Double-A Montgomery on 8/22...over his final 8G of the season, tossed 6.2 scoreless IP with Montgomery (4H, 4BB, 8K)...**2022:** Did not play due to "Tommy John" surgery recovery...**2021:** Combined with Single-A Charleston, High-A Bowling Green, Double-A Montgomery and Triple-A Durham to go 4-3 with 11 saves and a 1.44 ERA (62.1IP, 26H, 14R/10ER, 15BB, 104K, 4HR) in 43G/1GS...did not allow an ER in 14 of his first 15 appearances with Charleston (11G) and Bowling Green (3G) from 5/4-6/30...among Rays farmhands, led in saves, was fourth in appearances and seventh in strikeouts...was named an Organization All-Star by MiLB.com...was also named Minor League Reliever of the Year by the Rays Baseball Operations Dept...**2020:** Did not play due to the COVID-19 pandemic...**2019:** Made professional debut with short-season Single-A Hudson Valley, going 1-0 with one save and a 2.79 ERA (19.1IP, 8H, 8R/6ER, 16BB, 29K, 3HR) in 15 relief apps...**PERSONAL:** Played his junior year at Mississippi State (2019), going 3-1 with a 3.12 ERA (26.0IP, 9ER) and 48K...previously pitched at Pearl River (Miss.) Community College (2017-2018), and was named the team's "Most Valuable Pitcher" as a sophomore in 2018...hosted his own podcast, "Brushing 'Em Back with Colby White" (2022-23)...each episode is an open discussion about how to achieve the highest level of success in baseball.

WILSON, Tyler – OF

HT: 6-2; **WT:** 220; **B:** S; **T:** R; **BORN:** 7/10/02 in Tainan, Taiwan; **RESIDES:** Chandler, Ariz.; **COLLEGE:** Grand Canyon University; **OBTAINED:** Selected by the Yankees in the eighth round of the 2024 First-Year Player Draft; **M.L. SVC:** 0.000; **PERSONAL:** In four seasons at Grand Canyon Univ. (2021-24), hit .332/.403/.516 (242-for-728) with 135R, 42 doubles, 4 triples, 28HR, 147RBI, 85BB and 95B in 206G...holds GCU Div. 1 records for games and total bases, ranks second in hits and RBI, and tied for fourth in HR...as a senior in 2024, hit .378/.441/.691 (88-for-233) with 54R, 18 doubles, 2 triples, 17HR, 65RBI, 24BB and 15B...was named the WAC "Player of the Year" and WAC First Team...among WAC players, led league in BA and ranked second in SLG and RBI...graduated from Hamilton H.S. (Ariz.)...is the son of former MLB pitcher Steve Wilson.

WINANS, Allan – RHP

HT: 6-2; **WT:** 180; **B:** R; **T:** R; **BORN:** 8/10/95 in Bakersfield, Calif.; **RESIDES:** Bakersfield, Calif.; **COLLEGE:** Campbell University; **OBTAINED:** Claimed off waivers by the Yankees from the Atlanta Braves on 1/23/25; **M.L. SVC:** 0.031; **CAREER NOTES:** 2024: Made two starts for Atlanta, going 0-2 with a 15.26 ERA (7.2IP, 14H, 14R/13ER, 4BB, 4K, 3HR) in two starts with the club (4/7-11 and 7/24)...spent the majority of the season with Triple-A Gwinnett, going 7-5 with a 3.30 ERA (14.2IP, 103H, 44R/42ER, 31BB, 100K, 15HR) in 24 games (16 starts)...among Braves farmhands, tied for fourth in wins, ranked fifth in innings pitched and ninth in strikeouts...was named the International League "Pitcher of the Month" in June after going 1-0 with a 1.16 ERA (31.0IP, 23H, 6R/4ER, 4BB, 36K, 2HR) over five starts...was named the International League "Pitcher of the Week" for 6/3-9 after allowing only 1H over 6.0 scoreless innings on 6/5 at Durham (1BB, 8K)...was designated for assignment by Atlanta on 1/17/25...was claimed off waivers by the Yankees from the Braves on 1/23/25...was designated for assignment by the Yankees on 2/5/25 and outrighted on 2/7...**2023:** Saw his first Major League action with the Braves, going 1-2 with a 5.29 ERA (32.1IP, 37H, 19R/ER, 8BB, 34K, 5HR) in six starts over five starts with the club (7/22, 8/12, 8/21, 9/10 and 9/24-10/1)...opponents batted .287/.333/.481 (37-for-129, 5HR), LH .357/.391/.595 (30-for-84, 4HR); RH .156/.224/.267 (7-for-45, 1HR)...was signed to a Major League contract and selected to the active roster on 7/22...made his Major League debut that night as a starter at Milwaukee (4.1IP, 5H, 2R/ER, 1BB, 5K, 0HR)...struck out William Contreras swinging in the first inning for his first Major League strikeout...allowed 2BB-or-fewer in each of his six starts, posting a 2.23 BB/9.0IP (8BB/32.1IP)...became the fifth Braves pitcher in the Modern Era (since 1900) to toss at least 22.0IP and allow four-or-fewer walks over his first four career games...joined Rick Matula, Jim Britton, Sterling Stryker and Irv Young...recorded 32K over his first five appearances (7/22-9/24), the second-most strikeouts by a Braves pitcher through their first five career games, trailing only Ian Anderson (35K)...earned his first Major League win on 8/12-Game 1 at the Mets after tossing 7.0 scoreless innings (4H, 2BB/1BB, 9K, 1HP)...became the first Braves player in the Modern Era to record at least 9K and toss at least 7.0 scoreless innings in one of his first two career games...was the first Major League



player to do so since Sixto Sánchez on 8/28/20 vs. Tampa Bay (7.0IP, 0R, 10K)...was the ninth player in franchise history to toss at least 7.0 scoreless innings in one of his first two career games and the first since Larry McWilliams on 7/17/78-G1 vs. the Mets...spent the majority of the season with Triple-A Gwinnett, going 9-4 with one complete game, one save and a 2.85 ERA (126.1IP, 101H, 45R/40ER, 36BB, 113K, 11HR) in 23 games (17 starts)...led Braves minor leaguers in ERA, opponents' BA (.218), WHIP (1.08) and winning pct. (.692), tied for second in wins and complete games, ranked fourth in innings pitched, tied for sixth in strikeouts and tied for seventh in starts...was named an International League Postseason All-Star...led the International League in ERA, opponents' BA and WHIP, ranked third in winning pct. (.692), tied for third in wins, ranked seventh in strikeouts and tied for seventh in innings pitched...was named the International League "Pitcher of the Week" for 7/3-9 after going 1-0 with a 0.82 ERA (11.0IP, 2H, 1R/ER, 4BB, 13K, 0HR) in two starts (7/3 at St. Paul and 7/9 vs. Omaha)...**.2022:** Combined with Triple-A Gwinnett, the FCL Braves and Double-A Mississippi to go 1-5 with one complete game and a 3.08 ERA (64.1IP, 59H, 29R/22ER, 17BB, 65K, 4HR) in 14 games (12 starts)...began and ended the year with Triple-A Gwinnett, going 0-1 with a 6.00 ERA (15.0IP, 14H, 10R/ER, 6BB, 16K, 2HR) in four games (three starts)...made two scoreless rehab appearances with the FCL Braves (5.0IP, 2H, 2BB, 5K)...also made eight starts with Double-A Mississippi and went 1-4 with one complete game and a 2.44 ERA (44.1IP, 43H, 19R/12ER, 9BB, 44K, 2HR)...following the season, pitched in six games (five starts) for the Scottsdale Scorpions in the Arizona Fall League, going 1-1 with a 4.87 ERA (20.1IP, 24H, 15R/11ER, 7BB, 19K, 3HR)...**.2021:** Combined with High-A Brooklyn and Double-A Binghamton to go 2-3 with three saves and a 1.72 ERA (47.0IP, 23H, 10R/9ER, 15BB, 45K, 3HR) in 26 relief appearances...began the season with High-A Brooklyn, going 1-2 with a 1.83 ERA (19.2IP, 11H, 5R/4ER, 7BB, 16K, 0HR) in 12 relief appearances...was promoted to Double-A Binghamton on 6/28 and went 1-1 with a 1.65 ERA (27.1IP, 12H, 5R/ER, 8BB, 29K, 3HR) in 14 games...following the season, was tabbed an Organization All-Star by MiLB.com...was selected by Atlanta in the third round of the Triple-A Phase of the Rule 5 Draft on 12/8...**.2020:** Did not pitch due to the COVID-19 Pandemic...**.2019:** Spent the season with Single-A Columbia, going 1-3 with 11 saves and a 2.74 ERA (42.2IP, 30H, 16R/13ER, 16BB, 40K, 2HR) in 30 relief appearances...his 11 saves were tied for the most among Mets minor leaguers and were the eighth-most in the South Atlantic League...**.2018:** Made his professional debut with Rookie-level Kingsport, going 0-1 with a 4.66 ERA (19.1IP, 19H, 14R/10ER, 7BB, 15K, 1HR) in 11 relief appearances...**PERSONAL:** Full name is Allan Lee Winans...spent three years at Campbell University (2016-18)...was named the 2018 Big South Pitcher of the Year and was also named to the 2018 First Team All-Big South after going 6-4 with a 2.73 ERA (82.1IP, 25ER) and 96K...attended Bakersfield College prior to Campbell University...graduated from Frontier High School in Bakersfield, Calif...was named a First Team All-Conference selection twice.

Winans' Career Pitching Record

Year	Club	W	L	ERA	G	GS	CG	SHO	SV	IP	H	R	ER	HR	HP	BB	SO	WP	BK
2018	Kingsport	0	1	4.66	11	0	0	0	0	19.1	19	14	10	1	2	7	15	4	0
2019	Columbia	1	3	2.74	30	0	0	0	11	42.2	30	16	13	2	7	16	40	6	0
2020	Did Not Pitch - COVID-19 Pandemic																		
2021	Brooklyn	1	2	1.83	12	0	0	0	0	19.2	11	5	4	0	1	7	16	10	0
	Binghamton - a	1	1	1.65	14	0	0	0	3	27.1	12	5	5	3	2	8	29	2	0
2022	Gwinnett	0	1	6.00	4	3	0	0	0	15.0	14	10	10	2	3	6	16	1	0
	FCL Braves	0	0	0.00	2	1	0	0	0	5.0	2	0	0	0	0	2	5	0	0
	Mississippi	1	4	2.44	8	8	1	0	0	44.1	43	19	12	2	6	9	44	1	1
2023	Gwinnett	9	4	2.85	23	17	1	0	1	126.1	101	45	40	11	4	36	113	7	1
	ATLANTA	1	2	5.29	6	6	0	0	0	32.1	37	19	19	5	2	8	34	0	0
2024	Gwinnett	7	5	3.30	24	16	0	0	0	114.2	103	44	42	15	7	31	100	1	0
	ATLANTA - b	0	2	15.26	2	2	0	0	0	7.2	14	14	13	3	0	4	4	0	0
Minor League Totals		20	21	2.95	128	45	2	0	15	414.1	335	158	136	36	32	122	378	32	2
Major League Totals		1	4	7.20	8	8	0	0	0	40.0	51	33	32	8	2	12	38	0	0

YULIE, Tyrone – RHP

HT: 6-5; **WT:** 240; **B:** R; **T:** R; **BORN:** 8/4/01 in La Romana, D.R.; **RESIDES:** La Romana, D.R.; **OBTAINED:** Signed by the Yankees as a non-drafted free agent on 7/5/18; **M.L. SVC:** 0.000; **CAREER NOTES:** **.2023:** Went 5-6 with a 4.56 ERA (79.0IP, 60H, 50R/40ER, 43BB, 90K, 13HR) in 16GS with High-A Hudson Valley...was named the South Atlantic League "Pitcher of the Week" for 6/19-25 after tossing 7.0 hitless innings on 6/20 at Brooklyn (0R, 3BB, 7K).

ZAFFIRO, Cole – RHP

HT: 6-2; **WT:** 190; **B:** R; **T:** R; **BORN:** 5/15/02 in Manhasset, N.Y.; **RESIDES:** Palm Beach Gardens, Fla.; **COLLEGE:** University of Pennsylvania; **OBTAINED:** Signed by the Yankees as a non-drafted free agent on 7/19/24; **M.L. SVC:** 0.000; **PERSONAL:** Played at UPenn for four seasons (2021-24)...went 13-8 with a 4.05 ERA (198.0IP, 170H, 101R/89ER, 88BB, 225K, 22HR) in 44G/37GS...his 225K were the second-most in program history...was First Team All-Ivy as a senior (2024) and Second Team All-Ivy as a junior (2013)...graduated from Manhasset H.S. (N.Y.).

ZASTRYZNY, Rob – LHP

HT: 6-3; **WT:** 230; **B:** R; **T:** L; **BORN:** 3/26/92 in Edmonton, Alberta, Canada; **RESIDES:** Scottsdale, Ariz.; **COLLEGE:** University of Missouri; **OBTAINED:** Signed by the Yankees as a minor league free agent on 2/16/25; **M.L. SVC:** 1.157; **CAREER NOTES:** Over parts of six Major League seasons with the Chicago Cubs (2016-18), New York Mets (2022), Los Angeles Angels (2022), Pittsburgh Pirates (2023) and Milwaukee Brewers (2024), has gone 4-0 with a 4.30 ERA (67.0IP, 68H, 39R/32ER, 31BB, 54K, 3HR) in 54 career appearances (five starts)...was originally selected by the Chicago Cubs in the second round of the 2013 First-Year Player Draft...**.2024:** Made nine appearances (three starts) with Milwaukee, going 1-0 with a 1.17 ERA (7.2IP, 4H, 1R/ER, 1BB, 5K, 0HR)...spent the majority of the season with Triple-A Nashville, going 4-0 with two saves and a 3.03 ERA (29.2IP, 20H, 10R/ER, 11BB, 39K, 3HR) in 30 relief appearances...was placed on the 15-day injured list on 7/26 (retroactive to 7/25) and was transferred to the 60-day injured list on 9/12, missing the rest of the season due to left elbow tendinitis...was claimed off waivers by the Chicago Cubs on 11/4 and was designated for assignment on 2/4/25...was outrighted to Triple-A Iowa on 2/11/25 and elected free agency on 2/12/25...**.2023:** Made his first career Opening Day roster...in 21 games (one start) with Pittsburgh, went 1-0 with a 4.79 ERA (20.2IP, 24H, 15R/11ER, 13BB, 15K, 1HR)...was placed on the 15-day injured list from 4/16-5/19 with left elbow discomfort and again from 6/16-7/7 with left forearm inflammation...made 15 appearances (one start) with Triple-A Indianapolis, posting a 4.41 ERA with one save (16.1IP, 16H, 8R/ER, 1BB, 16K, 1HR)...was designated for assignment on 9/4 and elected free agency on 9/7...signed with the Milwaukee Brewers as a minor league free agent on 12/12...represented Team Canada in the World Baseball Classic, going 0-1 with a 13.50 ERA (2.0IP, 3H, 3R/ER, 2BB, 2K, 0HR) in one start...**.2022:** Began the season with Triple-A Syracuse, going 1-5 with one save and a 3.61 ERA (47.1IP, 48H, 26R/19ER, 19BB, 59K, 19HR) in 26 games (six starts)...was selected to the active roster and signed a Major League contract on 8/20 and made his Mets debut that night in Game 2 at Philadelphia (1.0IP, 1H, 1R/ER, 1K, 0HR)...was designated for assignment on 8/22...was claimed off waivers by Los Angeles-AL on 8/25...in five relief appearances with the Angels, posted a 6.00 ERA (3.0IP, 2H, 3R/2ER, 1BB, 2K, 0HR)...also made eight relief outings with Triple-A Salt Lake, posting a 2.25 ERA (8.0IP, 8H, 2R/ER, 1BB, 9K, 0HR)...was designated for assignment on 11/15...was non-tendered on 11/18 and signed with the Pittsburgh Pirates as a minor league free agent on 12/7...**.2021:** Was signed to a minor league contract with the Miami Marlins on 5/5...made 25 combined appearances

NON-ROSTER INVITEE



(one start) with Triple-A Jacksonville and the FCL Marlins, going 3-0 with two saves and a 3.56 ERA (30.1IP, 29H, 12R/ER, 15BB, 44K, 7HR)...declared minor league free agency on 11/7...signed with the New York Mets as a minor league free agent on 11/29...**2020:** Was released by Baltimore on 9/18...**2019:** Was released by Chicago-NL on 3/24...signed with the Los Angeles Dodgers to a minor league contract on 3/26...in 23 combined games (19 starts) with Triple-A Oklahoma City and Double-A Tulsa, went 4-8 with a 5.58 ERA (113.0IP, 138H, 82R/70ER, 39BB, 104K, 17HR)...declared minor league free agency on 11/4...signed with the Baltimore Orioles as a minor league free agent on 11/20...**2018:** Made six relief appearances with the Cubs, going 1-0 with a 4.76 ERA (5.2IP, 6H, 3R/ER, 4BB, 3K, 0HR)...spent the majority of the season with Triple-A Iowa, going 3-2 with a 3.86 ERA (56.0IP, 47H, 28R/24ER, 28BB, 50K, 5HR) in 33 games (one start)...**2017:** Made four relief outings with Chicago-NL, posting an 8.31 ERA (13.0IP, 19H, 13R/12ER, 7BB, 11K, 2HR)...also made 17 combined appearances (10 starts) with Triple-A Iowa and the ACL Cubs, going 2-4 with one save and a 5.17 ERA (55.2IP, 59H, 38R/32ER, 15BB, 44K, 7HR)...**2016:** Made his Major League debut with the Cubs, going 1-0 with a 1.13 ERA (16.0IP, 12H, 3R/2ER, 5BB, 17K, 0HR) in eight games (one start)...struck out Charlie Blackmon swinging for his first career strikeout on 8/19 at Colorado...made 24 combined appearances (23 starts) with Double-A Tennessee and Triple-A Iowa, going 10-5 with a 4.31 ERA (135.2IP, 117H, 71R/65ER, 51BB, 119K, 13HR)...among qualified Cubs farmhands, ranked third in strikeouts, fifth in innings pitched, was tied for fifth in wins and games started, sixth in winning percentage (.667), tied for sixth in opponents' BA (.235) and 10th in WHIP (1.24)...was named the Pacific Coast League "Pitcher of the Week" for 8/1-7...**2015:** In 14 starts with Double-A Tennessee, went 2-5 with a 6.23 ERA (60.2IP, 77H, 47R/42ER, 28BB, 48K, 9HR)...also made one appearance for the ACL Cubs (4.0IP, 3H, 1R/ER, 2BB, 4K, 0HR)...following the season, played for the Mesa Solar Sox in the Arizona Fall League, going 2-2 with a 5.19 ERA (26.0IP, 25H, 15R/ER, 6BB, 28K, 5HR) in seven games (six starts)...**2014:** Spent the entire season with High-A Daytona, going 4-6 with a 4.66 ERA (110.0IP, 121H, 58R/57ER, 33BB, 110K, 10HR) in 23 starts...ranked among Cubs farmhands in strikeouts (fourth) and games started (tied for seventh)...**2013:** Made his professional debut, going 1-0 with a 2.25 ERA (24.0IP, 24H, 6R/ER, 8BB, 22K, 0HR) in 11 combined games (seven starts) with short-season Single-A Boise and Single-A Kane County...**PERSONAL:** Full name is Robert John Zastrzynny (zah-STRIZ-nee)...was born in Edmonton, Alberta, Canada, before moving to Corpus Christi, Tex.

Zastrzynny's Career Pitching Record

Year	Club	W	L	ERA	G	GS	CG	SHO	SV	IP	H	R	ER	HR	HP	BB	SO	WP	BK
2013	Boise	0	0	3.14	8	7	0	0	0	14.1	15	5	5	0	2	4	16	1	0
	Kane County	1	0	0.93	3	0	0	0	0	9.2	9	1	1	0	0	4	6	0	0
2014	Daytona	4	6	4.66	23	23	0	0	0	110.0	121	58	57	10	7	33	110	8	0
2015	Tennessee	2	5	6.23	14	14	0	0	0	60.2	77	47	42	9	0	28	48	1	0
	ACL Cubs	0	0	2.25	1	1	0	0	0	4.0	3	1	1	0	0	2	4	3	0
2016	Tennessee	3	2	4.28	9	9	0	0	0	54.2	50	29	26	6	1	20	42	3	1
	Iowa	7	3	4.33	15	14	0	0	0	81.0	67	42	39	7	2	31	77	6	0
2017	CHICAGO-NL	1	0	1.13	8	1	0	0	0	16.0	12	3	2	0	1	5	17	0	0
	Iowa	2	3	5.94	14	7	0	0	1	47.0	50	32	31	7	0	14	40	2	0
	CHICAGO-NL	0	0	8.31	4	0	0	0	0	13.0	19	13	12	2	1	7	11	0	0
	ACL Cubs	0	1	1.04	3	3	0	0	0	8.2	9	6	1	0	0	1	4	1	0
2018	Iowa	3	2	3.86	33	1	0	0	0	56.0	47	28	24	5	1	28	50	2	0
	CHICAGO-NL	1	0	4.76	6	0	0	0	0	5.2	6	3	3	0	0	1	4	3	0
2019	Oklahoma City	3	6	6.49	20	16	0	0	0	94.1	126	75	68	17	2	31	84	5	0
	Tulsa	1	2	0.96	3	3	0	0	0	18.2	12	7	2	0	0	8	20	1	0
2020	Did Not Pitch - COVID-19 Pandemic																		
2021	Jacksonville	3	0	3.68	24	0	0	0	2	29.1	29	12	12	7	2	15	41	2	0
	FCL Marlins	0	0	0.00	1	1	0	0	0	1.0	0	0	0	0	0	0	3	0	0
2022	Syracuse	1	5	3.61	26	6	0	0	1	47.1	48	26	19	6	3	19	59	2	1
	NEW YORK-NL	0	0	9.00	1	0	0	0	0	1.0	1	1	1	0	0	0	1	0	0
	Salt Lake	0	0	2.25	8	0	0	0	0	8.0	8	2	2	0	0	1	9	0	0
	LOS ANGELES-AL	0	0	6.00	5	0	0	0	0	3.0	2	3	2	0	0	0	1	2	1
2023	PITTSBURGH	1	0	4.79	21	1	0	0	0	20.2	24	15	11	1	0	13	15	2	0
	Indianapolis	0	0	4.41	15	1	0	0	1	16.1	16	8	8	1	1	1	16	1	0
2024	Nashville	4	0	3.03	30	0	0	0	2	29.2	20	10	10	3	0	11	39	1	0
	MILWAUKEE	1	0	1.17	9	3	0	0	0	7.2	4	1	1	0	1	1	5	0	0
Minor League Totals		34	35	4.53	250	106	0	0	7	690.2	707	389	348	78	21	251	668	39	2
Major League Totals		4	0	4.30	54	5	0	0	0	67.0	68	39	32	3	4	31	54	3	0

ZIEHL, Gage – RHP

HT: 6-0; **WT:** 220; **B:** R; **T:** R; **BORN:** 5/15/03 in Hilton Head Island, S.C.; **RESIDES:** Macedon, N.Y.; **COLLEGE:** University of Miami (Fla.); **OBTAINED:** Selected by the Yankees in the fourth round of the 2024 First-Year Player Draft; **M.L. SVC:** 0.000; **PERSONAL:** In three seasons at Miami, went 15-9 with one save and a 4.07 ERA (227.2IP, 212H, 121R/103ER, 65BB, 241K, 27HR) in 61G/31GS...as a junior in 2024, went 6-3 with a 3.87 ERA (107.0IP, 99H, 57R/46ER, 29BB, 95K, 11HR) in 16GS (2CG), earning First-Team All-ACC honors...ranked first in 2024 in the ACC in IP, fifth in strikeouts and seventh in ERA...also earned Second-Team All-ACC honors as a sophomore in 2023...was originally drafted by the Chicago Cubs in the 11th round of the 2021 First-Year Player Draft but did not sign...graduate of Penfield High School (N.Y.).





THE AUTHENTIC

**MLB® AUTHENTIC FOR OVER 30 YEARS
QUALITY SINCE 1920**



© 2025 New Era Cap, LLC. All Rights Reserved.

Major League Baseball trademarks and copyrights are used with permission of Major League Baseball. Visit MLB.com. All New York Yankees trademarks and copyrights are owned by the New York Yankees and used with permission of the New York Yankees.



Media Information

After announcing his retirement five days earlier, legendary longtime Yankees radio voice John Sterling [c] was celebrated in an on-field ceremony on April 20, 2024. Including a late-season return for the final six games of the regular season and the Yankees' entire 14-game postseason run, Sterling totaled 5,426 regular season Yankees games and 225 postseason games in his 36 years in the Yankees' radio booth.

Yankees Media Relations Staff

Please follow us on  — @YankeesPR & @LosYankeesPR



**Jason
Zillo**



**Michael
Margolis**



**Kaitlyn
Brennan**



**Jon
Butensky**



**Parker
Lougée**



**Jon
Simon**



**Marlon
Abreu**

Habla Español



**Germania Dolores
Hernandez-Simonetti**

Habla Español



**Josh
Schwam**

Media Services at Yankee Stadium

Communications and Media Relations Department

Yankee Stadium • One East 161st Street • Bronx, NY 10451

Switchboard: (718) 293-4300

Media Relations: (718) 579-4460

E-mail: media@yankees.com, credentials@yankees.com

Web site: www.yankees.com, www.yankeesbeisbol.com

X: @YankeesPR / @LosYankeesPR

Jason Zillo – Vice President

Michael Margolis – Senior Director

Kaitlyn Brennan – Assistant Director

Jon Butensky – Coordinator

Parker Lougée, Jon Simon – Assistants

Marlon Abreu – Bilingual Media Relations Coordinator

Germania Dolores Hernandez-Simonetti – Administrative Asst.

Josh Schwam – Associate

Servicios para la Prensa en el Yankee Stadium

Departamento de Comunicaciones y Relaciones Públicas

Yankee Stadium • One East 161st Street • Bronx, NY 10451

Central de Teléfonos: (718) 293-4300

Relaciones Públicas: (718) 579-4460

Correo Electrónico: media@yankees.com, credentials@yankees.com

Página de Internet: www.yankees.com, www.yankeesbeisbol.com

X: @YankeesPR / @LosYankeesPR

Jason Zillo – Vice Presidente

Michael Margolis – Director Senior

Kaitlyn Brennan – Subdirectora

Jon Butensky – Coordinador

Parker Lougée, Jon Simon – Asistentes

Marlon Abreu – Coordinador Bilingüe y Relaciones Públicas

Germania Dolores Hernandez-Simonetti – Asistente de Administración


Josh Schwam – Asociado



Yankee Stadium Press Box

The Press Box at Yankee Stadium is located on the 200 level behind home plate, offering a full view of the field to working media during games. Media may access the Press Box via the elevator located in the Field MVP Lounge on the 100 level, directly behind the Press Gate.

Yankees Television Broadcasters



The **YES Network** is the exclusive regional media home of the 27-time World Champion New York Yankees and the Brooklyn Nets. The network has won 151 New York Emmy Awards since its 2002 launch.



Michael Kay

Michael Kay is the Emmy Award-winning Yankees play-by-play announcer for the YES Network who also hosts the network's *CenterStage* series and its various programming specials. The 2025 season will be his 34th year broadcasting Yankees baseball: the first 10 years on radio, the latter 24 on YES.

Kay was a part of YES'Yankees team that won a 2024 New York Emmy Award for its season-long coverage, a 2023 Emmy Award for its pre-game shows and a 2022 Emmy Award for Single Game Coverage.

Kay's *Centerstage* show won a 2020 New York Emmy for best Interview/Discussion show. He also won a 2015 New York Emmy Award for his play-by-play work on YES'Yankees telecasts, and a 2017 New York Emmy for his *CenterStage* hosting duties. In total, Kay has earned 19 Emmy wins while at YES. He also won CableFAX Program Awards in 2011 and 2013 for his *CenterStage* hosting duties.

From February 2014 to December 2024, Kay co-hosted *The Michael Kay Show*, a sports talk show heard weekdays from 3 to 6:30 pm ET on ESPN Radio in New York, which was simulcast live on YES. On January 6, 2025, Kay began solo hosting his new eponymous show on the same station from 1-3 pm ET weekdays.

During the 2022 and 2023 MLB seasons, Kay co-hosted, with former Yankee Alex Rodriguez, special "KayRod Casts," alternate broadcasts on ESPN2 that aired alongside ESPN's traditional *Sunday Night Baseball* broadcasts.

In November 2016, Kay was inducted into the New York State Baseball Hall of Fame. He was inducted into the New York State Broadcasters Association Hall of Fame in October 2018. The following month, he was awarded the Lou Gehrig Sports Award by the Greater New York Chapter of the A.L.S. Association.

Kay received the Vin Scully Award for Excellence in Sports Broadcasting from WFUV Radio in November 2018; WFUV is the radio station for Fordham University, Kay's alma mater. Previous recipients of the Vin Scully Award include Dick Enberg, Ernie Harwell, Bob Costas, Al Michaels, Verne Lundquist, Pat Summerall and Mike "Doc" Emrick.

He was inducted into the inaugural Hall of Fame class of the prestigious Bronx High School of Science in February 2018. Kay was awarded the Italian American Baseball Federation Media Award in December 2022. In 2005, Kay was honored in his home borough of the Bronx with an honorary street sign erected on the Grand Concourse in his name. In December 2023, Kay was honored as a National Honoree by the Stamford (Ct.) Old Timers Athletic Association.

Kay handled play-by-play duties for ESPN's coverage of the Astros-Tigers and the Blue Jays-Twins American League Wild Card Series in 2024 and 2023, respectively. He also did play-by-play on the ESPN Radio Network for the 2016 Blue Jays-Rangers American League Division Series, the 2013 Tigers-Athletics American League Division Series and the 2008 Phillies-Brewers National League Division Series. He also was a frequent contributor to ESPN's Emmy Award-winning *Sports Reporters* television show.

Before joining the YES Network in 2002, Kay worked at the MSG Network since 1989 as a Yankees reporter. In 1992, he added Knicks locker room reporter to his responsibilities and continued in that role until the 1998-99 season.

Kay was awarded the Dick Young Award for Excellence in Sports Media by the New York Pro Baseball Scouts in 1995. In 1998, he was on the MSG Network team that won a New York Emmy for "Outstanding Live Sports Coverage - Series." In 1996 and 1997, he was a member of the MSG Network team that won New York Emmys for "Outstanding Live Sports Coverage - Single Program" for Dwight Gooden's no-hitter and "The Battle for New York: Yankees vs. Mets." He was also part of the Yankees/MSG Network production team nominated for New York Emmy Awards for six consecutive years.

In addition to his television work, the Bronx, NY, native worked as a Yankees analyst on WABC Radio from 1992 through the 2001 season, which concluded with the classic Yankees-Diamondbacks World Series. Kay was a winner of "Best Sports Reporter" honors at the 2000 New York Metro Achievement in Radio Awards. In 1998, Kay also began co-hosting *Sports Talk with John Sterling and Michael Kay*, a nightly sports radio call-in show which aired on WABC Radio during the winter months.

Shortly after graduating from Fordham University in 1982 with a B.A. in Communications, Kay worked at SportsPhone and as the public address announcer for the New York Pro Summer Basketball League.

In 1982, Kay landed the job as general assignment writer for the *New York Post*. Two years later, he began covering college basketball (1984-85) and then spent two years as the writer covering the New Jersey Nets. In 1987, he moved to baseball at the Post, serving as the Yankees beat reporter. While he was in that position, he got his first television job with MSG Network as host of the Hot Stove League segment of MSG's *SportsNight*.

In 1989, Kay moved to the *New York Daily News*, where he was the Yankees beat reporter before taking the job as a Yankees broadcaster on WABC Radio in 1992. With that jump, Kay became the first newspaper reporter in any sport to make the move into the broadcast booth full-time, performing both play-by-play and analysis.

Kay stayed on the radio for 10 years, broadcasting the Yankees' four World Series championships during that time, before moving to the television side to become the lead play-by-play man for YES in 2002.

Kay has been involved in the Baseball Assistance Team (B.A.T.), a charitable organization whose mission is to assist baseball community members. He co-hosted the 2013 B.A.T. fundraising dinner in New York. Kay also was master of ceremonies at the 2013 Thurman Munson Awards fundraising dinner in New York.

Kay is active with the Alzheimer's Association in memory of his mother, Rose, who passed away from the disease in 2006. He also teamed up with former Yankees manager Joe Girardi and Girardi's Catch 25 Foundation to organize annual charity dinners to raise money for Alzheimer's research.

Kay and his wife Jodi Applegate have a daughter, Caledonia Rose Kay, born in January 2013, and a son, Charles Applegate Kay, born in November 2014.





Meredith Marakovits

Emmy Award-winning Meredith Marakovits was named the YES Network's New York Yankees clubhouse reporter in March 2012. She reports on the team within the network's Yankees game telecasts, pre- and post-game shows, *Yankees Batting Practice Today* and *Yankees Hot Stove*. She also periodically hosts the network's Brooklyn Nets pre- and post-game shows.

Since 2023, Marakovits has hosted special *Batting Practice All-Access* shows from the Yankee Stadium field prior to select Yankees games. These All-Access shows consist of game previews, player interviews, pre-taped features, the answering of fan questions and more.

Marakovits has won nine New York Emmy Awards while covering the Yankees at YES, including two in 2023: one for her Yankees reporting duties and one for being an integral member of YES' Yankees pre-game coverage. She also won an Emmy in 2024 for playing a vital role in YES' season-long Yankees game coverage. In 2019, she was named to the "Top Women in Sports" list by the trade organization Cynopsis. The Cynopsis list recognizes female trailblazers in the sports industry; Marakovits was named in the On-Air Talent category.

Marakovits also appears on YES' special Yankees programming and contributes to YESNetwork.com, the network's Emmy Award-winning website, as well as YES' various social media platforms. In January 2016, she travelled to the Dominican Republic to interview a number of Yankees players for YES' *Yankees Access* show. She also hosted the weekly *Joe Girardi Show* on YES while Girardi managed the Yankees.

Marakovits frequently appears as a guest on MLB Network shows such as *The Rundown* and *MLB Now*.

Prior to joining the YES team, Marakovits worked for several Comcast SportsNet regional sports networks including SNY in New York, where she was an anchor and also contributed to SNY programs *The Wheelhouse*, *Daily News Live* and *GEICO Sportsnite*. At Comcast SportsNet Philadelphia, Marakovits was a Philadelphia 76ers sideline reporter, as well as a contributor to *Toyota Sportsnite*. She was also a fill-in anchor at Comcast SportsNet New England.

On the radio side, Marakovits covered the Yankees and Mets for 1050 ESPN and contributed elsewhere to WFAN radio in New York. Preceding her work in New York, Marakovits served as the Phillies reporter for 950 ESPN Radio/97.5 the Fanatic in Philadelphia. While there, she covered back-to-back World Series, contributed to ESPN and ESPNNews, and appeared on MLB's first reality series, *The Pen*.

Earlier in her career, Marakovits served as the pre- and post-game host and field reporter for the Emmy Award-winning Lehigh Valley Ironpigs Television Network in Allentown, Pennsylvania; the IronPigs are the Phillies' AAA affiliate. She also covered the Reading Phillies (AA affiliate) while there. Marakovits also worked for Service Electric 2's sports division as a sideline reporter for college football, basketball, and indoor football broadcasts.

In December 2013, Marakovits' alma mater, Allentown (Pa.) Central Catholic High School, inducted her into its Rockne Wall of Fame, for her athletic exploits. A Northampton, Pa. native, Marakovits is a graduate of La Salle University in Philadelphia, where she played volleyball and graduated in 2005 with a degree in Communications.



Yankees broadcaster Red Barber (right) interviews Mickey Mantle and Roger Maris on the *Red Barber Show* in 1961.



David Cone

David Cone, the strikeout artist who endeared himself to New York Yankees fans for his numerous clutch performances and for hurling a perfect game in 1999, initially joined YES as a Yankees analyst in 2002. After pitching for the Mets in 2003 and then retiring from baseball, he re-joined YES as an analyst for the 2008 and 2009 seasons. After a year away from the mic, he came back again to YES in 2011 and has been with the network ever since. Cone has won five New York Emmy Awards while at YES.

Since 2022, Cone has been a game analyst on ESPN's *Sunday Night Baseball* telecasts in addition to his YES duties. In 2019, he collaborated on a book with YES colleague Jack Curry called *Full Count: The Education of a Pitcher*, which was a New York Times best-seller.

Cone compiled a 194-126 record, 3.46 ERA and 2,688 strikeouts in his 17-year Major League career. He captured the American League Cy Young Award in 1994 and was a five-time All-Star (1988, 1992, 1994, 1997 and 1999). The Kansas City, Mo. native, known for coming up big in critical games, posted an 8-3 postseason record and played on five world championship teams: the 1992 Blue Jays and the 1996, 1998, 1999 and 2000 Yankees.

The flame-throwing right-hander was drafted by his hometown Kansas City Royals in the third round of the 1981 amateur draft and made his Major League debut with the Royals in 1986. He played the next five and a half seasons with the Mets; in 1988, he ran up a 20-3 record, 2.22 ERA and 213 strikeouts, and on October 6, 1991, he struck out 19 Phillies in a game.

After short stints with the Blue Jays and the Royals (again), he joined the Yankees in 1995. His finest season in pinstripes was 1998, when he was 20-7 with a 3.55 ERA and 209 strikeouts. A year later, on July 18, 1999, he hurled a perfect game against the Montreal Expos, only the second inter-league perfect game in Major League history. Fellow Yankee Don Larsen's World Series gem in 1956 was the first.

While with the Yankees from 1995-2000, Cone was 64-40 with a 3.91 ERA and 888 strikeouts. He pitched for Boston in 2001, sat out the 2002 season, and pitched briefly for the Mets in 2003 before retiring.



Jack Curry

Jack Curry, who covered the New York Yankees and Major League Baseball at *The New York Times* for nearly 20 years as its Yankees beat writer and as a national baseball writer, joined the YES Network in February 2010 as a Yankees analyst, reporter, and program contributor, and as a columnist on the Emmy-Award winning YESNetwork.com.

He has won nine New York Emmy Awards at YES, including two in 2023: one in the Commentator/Editorialist category, and one for his work as part of YES' Yankees Pre-Game coverage. Curry also earned an Emmy in 2024 as part of the YES team which won for its season-long Yankees coverage. In March 2024, Curry was announced as an inductee into the Irish Baseball Hall of Fame.

Curry has written or co-written four New York Times best-selling books: *The 1998 Yankees: The Inside Story of the Greatest Team in Baseball History*, published in May 2023; he collaborated in 2022 with YES colleague Paul O'Neill on a book entitled *A Swing And A Hit*; in 2019, he collaborated on a book with another YES colleague, David Cone, called *Full Count: The Education Of A Pitcher*; and in 2000 he co-wrote a book with Derek Jeter entitled *The Life You Imagine: Life Lessons for Achieving Your Dreams*.

Curry hosts the *Yankees News & Views* podcast, which launched in January 2024, featuring interviews with Yankees players and other key team personnel. The show is available on the Gotham Sports App and numerous other podcast platforms.

He has also hosted YES' *Yankees Access* specials, which give viewers exclusive, off-the-field, behind-the-scenes looks at some of the most popular Yankees players. He has traveled to the Dominican Republic and Taiwan to report on Yankee feature stories, international travel atypical of regional sports networks.

Since November 2005, Curry has been a regular contributor to YES' *Yankees Hot Stove* show. His television experience extends back to 1991, when he began contributing to Madison Square Garden Network's Yankees pre-game show and weekly baseball magazine show.

While at YES, Curry also hosted *JCTV: Jack Curry TV*, the innovative YESNetwork.com original series which featured interviews with some of the biggest names in sports, entertainment, and the media.

Curry joined *The New York Times* in 1987 and became the Yankees beat writer in 1991. He was a national baseball writer at the newspaper from 1998 until December 2009. While at *The Times*, Curry authored more than 4,500 articles, covering 18 World Series, 11 All-Star Games, 10 MLB Winter Meetings and two World Baseball Classics. The New Jersey native also was nominated for a Pulitzer Prize for Public Service Reporting at *The Times* in 1999 for co-writing a series on the demise of New York high school sports, and won multiple Publisher Awards at *The Times*, monthly awards that recognize the best journalism at the paper. Curry has also been the chairman of the New York chapter of the Baseball Writers' Association of America.

In January 2013, Curry received the Broadcast Achievement Award from the New Jersey Sports Writers Association. Also, that year, he was named "Top Sports Analyst" by the New Jersey-based *201 Magazine*.

Curry is a 1986 graduate of Fordham University, where he earned a Bachelor's degree in communications.





John Flaherty

Former New York Yankees catcher John Flaherty joined the YES team in the spring of 2006 as a field reporter, studio analyst and game analyst for YES'Yankees telecasts. He has won eight New York Emmy Awards while at YES and has earned individual New York Emmy Award nominations in 2010, 2011, 2013, 2017, 2019, 2020, 2021 and 2023 for his YES work.

Drafted by Boston in 1988, Flaherty progressed within the Red Sox farm system before joining the parent club in 1992. He played 14 Major League seasons with five teams (Red Sox 1992-93, Detroit Tigers 1994-96, San Diego Padres 1996-97, Tampa Bay Devil Rays 1998-2002, and the Yankees 2003-05).

He is best known to many Yankees fans for his 2004 pinch-hit "walk-off" single that ended a 13-inning regular season game against the Red Sox. In 2005, he became Yankees pitcher Randy Johnson's personal catcher, in addition to backing up starting catcher Jorge Posada.

During his MLB career, he had a .252 batting average in 1,047 games and collected 849 hits, including 80 home runs.

Flaherty is a New York City native and a graduate of George Washington University. He serves on the Access Foundation Board for Access: Supports for Living. In 2015, he was inducted into the New York State Baseball Hall of Fame. In 2009, he was awarded an honorary Doctorate of Humane Letters from St. Thomas Aquinas College in Sparkill, N.Y.



Joe Girardi

Former New York Yankees catcher Joe Girardi, who helped lead the Yankees to three World Championships in the 1990s as a player and later guided the team to the 2009 World Championship as a manager, re-joined the YES Network as a Yankees analyst in advance of the 2024 season. He previously had been a Yankees analyst for YES in 2004 and 2007.

In addition to managing the Yankees from 2008 to 2017, Girardi managed the Philadelphia Phillies from the 2020 season until June of 2022, and he also held that role with the Florida Marlins in 2006, with whom Girardi earned the National League Manager of the Year Award. Girardi also was the Yankees' bench coach under manager Joe Torre during the 2005 season.

From 2022-24, Girardi served as a Chicago Cubs analyst on the Marquee Sports Network. Previously, he was an analyst with the MLB Network in 2018 and 2019. In addition, he was an analyst during the 2003 National League Division Series for ESPN Radio and provided the 2007 World Series pre-game analysis for FOX Sports.

In addition to his analyst work during his previous stints at YES, he won a New York Emmy Award for his hosting efforts on the network's *Kids on Deck* series and was the star of *The Joe Girardi Show*.

A Peoria, Ill. Native, Girardi graduated from Spalding (Ill.) Institute in 1982 after earning All-State honors in baseball. He then played at Northwestern University, where he was a two-time All-Big Ten selection and three-time Academic All-American. He received his bachelor's degree in industrial engineering from Northwestern in 1986.

He was drafted by the Cubs in the fifth round of the 1986 amateur draft. He broke into the majors in 1989 with the Cubs and later played three seasons for the Colorado Rockies (1993-1995). Girardi was acquired by the Yankees prior to the 1996 season and played key roles as New York won the World Series in 1996, 1998 and 1999.

One month after departing the Yankees as a free agent in November 1999, Girardi signed with the Cubs and played three additional seasons for Chicago, making the National League All-Star team in 2000.

He played one season for the St. Louis Cardinals in 2003 before signing with the Yankees as a free agent in February 2004. Girardi retired at the end of spring training, then joined YES.



Paul O'Neill

Paul O'Neill is in his 24th season as a New York Yankees analyst for the YES Network. He has earned five New York Emmy Awards for his work at YES.

O'Neill played Major League Baseball for 17 seasons, from 1985 to 2001. He appeared in six World Series and earned five World Series rings, one with the Cincinnati Reds and four with the New York Yankees. He also played in five All-Star games.

The Yankees honored him on August 21, 2022, by permanently retiring his No. 21 during "Paul O'Neill Day" at Yankee Stadium.

O'Neill began his MLB career in 1985 with the Reds. After eight seasons with Cincinnati, O'Neill joined the Yankees in 1993, with whom he won the American League batting title in 1994 with a .359 average. From July 23, 1995, until May 7, 1997, O'Neill played 235 games in right field without making an error. In 1997, he led the American League in hitting with men on base with a .429 average. On Aug. 25, 2001, O'Neill became the oldest Major Leaguer to steal 20 bases and hit 20 home runs in the same season.

He was inducted into the New York State Baseball Hall of Fame in November 2017. In 2008, O'Neill was named "Father of the Year" by The National Father's Day Council at its 67th Annual Father of the Year awards dinner in New York.



Todd Frazier

Former MLB third baseman Todd Frazier joined the YES Network in 2023 as a New York Yankees studio analyst.

During Frazier's 11 years in the Majors, he played with the Cincinnati Reds, Chicago White Sox, Yankees, New York Mets, Texas Rangers, and Pittsburgh Pirates. With the Reds, Frazier finished third in NL Rookie of the Year voting in 2012 and was named an All-Star twice (2014 and 2015). Frazier also won the All-Star Game Home Run Derby in 2015. He made postseason appearances in three seasons, twice with the Reds (2012 and 2013) and during his one year with the Yankees in 2017.

Frazier was also part of the 2020 U.S. Olympic team that won a Silver Medal in Tokyo, Japan.

In addition to YES, Frazier co-hosts the daily "Foul Territory" independent MLB digital show alongside A.J. Pierzynski, Erik Kratz and Adam Jones, on which the former players interview current MLB stars. Video versions of the show can be found on YouTube and Twitch, while Spotify, Apple Podcasts and other podcast platforms host an audio-only version of the show.

Frazier is also a game analyst on ESPN's Little League World Series coverage. In 1998, Frazier led the Toms River East (N.J.) team to the Little League World Series title. He went 4-for-4 including a leadoff home run in the championship game and was also the winning pitcher. In five Little League World Series games that year, Frazier batted 9-for-15 with four home runs (one of which was a grand slam), drove in 10 RBI and scored 11 runs. He was inducted into the Little League Hall of Excellence in 2022.



Bob Lorenz

Bob Lorenz, who has won 19 Emmy Awards at YES, is the network's primary studio anchor. He hosts the New York Yankees and Brooklyn Nets pre- and post-game shows, as well as the *Yankees Hot Stove* program. He also co-hosted the Emmy Award-winning *Forbes SportsMoney* show when it aired on YES from 2008 to 2024. In addition, Lorenz has play-by-play credits to his name at YES, including Yankees regular season and spring training telecasts, Staten Island Yankees games and Ivy League football.

Lorenz has won three New York Emmy Awards recognizing him as the top sports anchor in New York. Most recently, Lorenz was a member of YES' Yankees team which won a 2024 New York Emmy for its season-long Yankees coverage. *Forbes SportsMoney*,

which Lorenz co-hosted with *Forbes'* Michael Ozanian, captured Emmy Awards in 2012, 2013, 2014 and 2016.

Prior to joining the YES Network in 2002, Lorenz served as an anchor for CNN/Sports Illustrated, which he joined in April of 1991. He hosted CNN's signature weekly sports programming, including *NFL Preview*, *College Football Preview*, *This Week in the NBA*, *SI Cover to Cover* and *Page One*. He also hosted CNN's weekly baseball show from 1992 to 1996; and from 1994 to 1996, hosted CNN's *College Basketball Preview* and *College Coaches Corner*. In addition to those duties, Lorenz also worked on a variety of programs for CNN's sister networks TBS and TNT, hosting Super Bowl specials and serving as back-up host on *Inside the NBA* on TNT.

Before joining CNN, Lorenz was a reporter and anchor at WPTV-TV in West Palm Beach, Fla. Joining WPTV-TV in 1988, he wrote, produced and anchored four weekend sportscasts. Lorenz earlier served as sports director at KIEM-TV in Eureka, Calif., was a writer at CBS Extravision in Los Angeles and an analyst/anchor for Citicable in Torrance, Calif.

Lorenz is on the Honorary Event Committee for the Connecticut chapter of Make-A-Wish and has emceed its annual Make-A-Wish Ball. He has also emceed the Annual Miracle Ball, which raises money and awareness for the Miracle League of Westchester County in New York.

He holds a degree in broadcast journalism from the University of Southern California.



Jeff Nelson

Former relief pitcher Jeff Nelson, who enjoyed a 15-year MLB career that included two stints with the New York Yankees, joined the YES Network as a Yankees studio and game analyst in 2019.

Nelson played with the Seattle Mariners (thrice), Yankees (twice), Texas Rangers and Chicago White Sox. The Yankees made postseason appearances in all six seasons Nelson was with the team, making it to the World Series five of the six years and winning World Championships in 1996, 1998, 1999 and 2000. Nelson was named an All-Star in 2001 with the Mariners.

He had a 3.47 ERA with 334 strikeouts while with the Yankees. Nelson appeared in a total of 798 career games, 391 with the Yankees.

Nelson also serves as an analyst for FanDuel Sports Network Florida.



Nancy Newman

Emmy Award-winner Nancy Newman, who joined YES in 2003, is a host for the network's New York Yankees and the Brooklyn Nets pre- and post-game shows and the lead anchor for its *Yankees Batting Practice Today* show.

In addition, Newman is the host of the network's *Yankees Magazine* program, which goes behind the scenes and in the community with the Yankees. During her tenure at YES, she has also served as its Yankees clubhouse reporter, its sideline reporter for Ivy League football and New York Football Sunday and the host for its Bad Boy Mowers Pinstripe Bowl college football coverage.

Since 2019, Newman has served as emcee of the New York State Baseball Hall of Fame induction ceremonies in Troy, NY. Newman has won seven New York Emmy Awards while at YES.

Prior to joining the YES Network, Newman held a variety of sports broadcasting positions with the CNN Networks from 1992 to 2002. She hosted *CNN Sports Tonight* and *Latenight* as well as *CNN Sports Sunday* and CNN's *Goodwill Games Preview*. Newman also hosted and worked on programs for CNN's sister networks, including CNN Sports/Illustrated and CNN Headline News, for which she anchored sports. She served as an occasional reporter for CNN's weekly MLB and NFL preview programs and appeared as a panelist on CNN's *Burden of Proof* discussing the NHL. In 2000, she hosted Turner Sports' Emmy-Award-winning coverage of the NHL Atlanta Thrashers inaugural season.

Newman also worked for NBC, having served as an events reporter for the 2004 Olympic Games in Athens, Greece. Newman came to CNN from The Sports Network (TSN), where she worked from 1990-1992 covering Major League Baseball, the NFL, the NHL and horse racing. Newman's reporting there garnered a 1991 Sovereign Award for Outstanding Broadcast.

In 2019, Newman emceed the National Down Syndrome Society's (NDSS) annual gala as it partnered with the Professional Baseball Athletic Trainers Society (PBATS) at Gotham Hall in New York City. In 2015, Newman emceed The Green Sports Alliance Awards at Yankee Stadium, honoring the New York Yankees for their dedication to environmental leadership.

Newman earned a Bachelor's degree in English from the University of Toronto which, awarded her its Boundless Voice honor in 2011.



Justin Shackil

Justin Shackil begins his sixth season covering the Yankees for YES Network, serving in a variety of roles, including clubhouse reporting and studio hosting. In addition to his baseball duties at YES Network, Shackil has called play-by-play for Brooklyn Nets, New York Liberty and college basketball broadcasts.

On radio, Shackil worked on the WFAN Yankees Radio Network for three seasons as a fill-in play-by-play announcer and postgame host. Shackil has also worked for the New York Yankees since 2015, hosting the team's in-stadium pre-game shows and working with its in-house production team. In addition, he has co-hosted the *Toeing The Slab* pitching podcast with David Cone and YES researcher James Smyth. Shackil currently serves as a host and blow-by-blow announcer for Matchroom Boxing on DAZN.

His additional work credits include hosting for NBA Entertainment, SiriusXM Sports, Westwood One and radio play-by-play for the Double-A baseball teams: Mobile BayBears, Tennessee Smokies and Trenton Thunder. Shackil graduated from Fordham University in 2009.



Chris Shearn

Chris Shearn joined the YES Network prior to its 2002 launch. He anchors YES' *Yankees Batting Practice Today* show, providing Yankees updates from YES' studios, interacting with YES' on-site announcers, and introducing features, interviews and other segments of the program. Shearn also periodically hosts YES' Yankees and Nets pre- and post-game shows and works occasionally as YES' Yankees and Nets reporter. Shearn was a member of the network's Yankees team which won a 2024 New York Emmy Award for its season-long Yankees coverage.

Previously at YES, Shearn handled play-by-play duties for YES' New York Liberty telecasts, and co-hosted the *New York Post's Yankees-centric* podcast with former Yankees pitcher and current YES analyst Jeff Nelson. He also did play-by-play for YES' Ivy League and Yale football and basketball telecasts. He also has covered Yankees spring training for YESNetwork.com and won a New York Emmy for his on-air work for the website.

Shearn came to the YES Network from MSNBC, where he served as producer, editor and tape producer for programs such as *Attack on America* and *America at War*. He was also an editor for *The News with Brian Williams* and produced coverage of Super Bowl XXXV. He was also a sports anchor and producer for MSNBC. Earlier, he had worked for SNS/Major League Baseball Productions.

Shearn grew up in South River, NJ and graduated from Rowan College of New Jersey in 1995 with a B.A. in Communications. He was inducted into the Rowan College Radio 89.7 WGLS FM Hall of Fame in 2013.



Ryan Ruocco

Ryan Ruocco, who joined YES in 2007 as a statistician for the network's New York Yankees telecasts, holds down various roles within the network's Yankees coverage. He backs up YES' play-by-play man Michael Kay, fills in hosting YES' Yankees Pre- and Post-Game Shows and periodically handles clubhouse reporting duties. Ruocco also shares play-by-play duties with veteran Ian Eagle on YES' Brooklyn Nets telecasts.

Ruocco has won six Emmy Awards while at YES. He was a part of the YES team which won a 2024 Emmy in the Live Sporting Event/Season category and was a member of the YES team which won a 2022 Emmy in the Live Sporting Event/Game category. Ruocco also earned individual New York Emmy nominations in 2015, 2017, 2018, 2019, 2021,

2022, 2023 and 2024 for his work at the network.

In addition to his YES work, Ruocco is one of the primary NBA play-by-play voices on ESPN, is the lead play-by-play announcer for the network's women's college basketball package and is the lead play-by-play announcer for the WNBA on ESPN. Ruocco is also executive producer of the 2024 documentary *Sue Bird: In the Clutch*.

He also handled periodic NFL play-by-play on ESPN Radio, college football and college basketball play-by-play on ESPN's television networks, and he co-hosted ESPN Radio New York's mid-day show.

Ruocco also co-hosted the popular *R2C2* podcast with former Yankees pitcher CC Sabathia from 2017 to 2023.

Prior to joining YES, Ruocco handled basketball and football play-by-play at WFUV, Fordham University's radio station while he was a student there. He also hosted WFUV's *One on One*, New York's longest-running sports call-in show. In 2008, he received Fordham's prestigious Marty Glickman Award, named for the legendary play-by-play announcer.

Ruocco, who grew up in Fishkill, N.Y., graduated on the Dean's List from Fordham in 2008 with a B.S. in Communications.



Dave Valle

Dave Valle, a veteran of 13 MLB seasons, joined the YES Network as a New York Yankees studio analyst in 2024.

He was a catcher with the Seattle Mariners, Boston Red Sox, Milwaukee Brewers, and Texas Rangers throughout his career. Valle was selected in the 1978 MLB Draft by the Mariners as a 17-year-old out of Holy Cross High School in Flushing, Queens and made his Major League debut in 1984 with the club.

Valle led the American League in fielding percentage while with the Mariners in 1990. In 1993, Valle caught the second no-hitter in Mariners' history; Chris Bisio was the Seattle pitcher who tossed the gem that day. Valle retired as a member of the Rangers in 1996.

Valle has been a baseball TV and radio analyst for 27 years with the Seattle Mariners, ESPN, the MLB Network, and the Texas Rangers. He was a part of the inaugural broadcast team when MLB Network began in 2009 and spent 13 years there as a studio analyst.

Valle created a foundation called Esperanza International in 1995. Esperanza works in the Dominican Republic providing economic development, education, and clean water to the most vulnerable people on the island. Since 1995, Esperanza has provided over 100 million dollars in loans to those in need, along with 360 schools and more than 100 water purification projects throughout the island.



Dan Barr
Director



Troy Benjamin
Producer




Jared Boshnack
Executive Producer
& Vice President,
Production



Blayke Scheer
Senior Director,
Creative Content

Yankees Radio Broadcasters



Suzyn Waldman

Award-winning broadcaster Suzyn Waldman begins her 39th year either covering or broadcasting the New York Yankees, and her 21st season as the Yankees' radio color commentator.

Inducted into the Radio Hall of Fame in 2022, Waldman has spent nearly four decades overcoming the obstacles that go along with being a female sports broadcaster, and has been an inspiration and mentor to two generations of young girls and women wanting to enter the sports arena.

In 1987, Waldman became the first voice heard on New York's WFAN-AM — the first all-sports station in the country — creating the job of the radio beat reporter, covering the Yankees and Knicks. Her news-breaking reports, exclusive interviews and controversial opinions won her countless journalism awards, including the International Radio Award for Live and Emotional Reporting from the upper deck in Candlestick Park during the San Francisco earthquake.

The word "first" precedes the name Suzyn Waldman in every facet of her television and radio career. She was the first woman to work on a nationally televised baseball broadcast (for the Baseball Network) and the first to provide TV play-by-play for a Major League team, broadcasting New York Yankees games for WPIX, MSG Network and WNYW/FOX5 in the mid '90s. She is the first woman to host an NBA pre- and post-game show, provided play-by-play for the WNBA on Lifetime TV, and was an analyst for St. John's Basketball and the NIT for MSG and WFAN. She was the first woman to broadcast a World Series, and her scorecard and microphone are among other artifacts of her career in the "Women In Baseball" exhibit at Cooperstown.

She has been honored by countless organizations, including the Thurman Munson Foundation, the March of Dimes, the Jimmy Fund of Boston, the Gracie Awards, American Women in Radio and TV, the US Federal Women's Foundation, and was the first recipient of the Women's Global Health award from the Albert Einstein College of Medicine at the United Nations for her work speaking with and inspiring fellow breast cancer survivors. She has been named one of the "100 Most Influential Women in Radio" 12 straight years by Radio Ink Magazine, and in 2016, was inducted, with her former longtime radio partner, John Sterling, into the New York State Broadcasters Hall of Fame. On January 25, 2025, at the 100th New York Baseball Writers' Dinner, Waldman and Sterling received one of baseball's highest honors, the William J. Slocum/Jack Lang Award for "Long & Meritorious Service."

A native Bostonian with a B.S. in Economics and an Honorary Doctorate of Journalism from Boston's prestigious Simmons University, Waldman spent 15 years on the Broadway Musical stage and performed in countless Night Clubs around the world.

She is proudest of two things in her long and varied career: her two years in theater starring opposite the late Richard Kiley in *Man of La Mancha*, and her bringing together George Steinbrenner and Yogi Berra after 14 years of not speaking. She lives in Westchester County with her German Shepard, Margo.



Waldman was inducted into the Radio Hall of Fame on Nov 1, 2022, at the Radisson Blu Aqua Hotel in Chicago.



STERLING RETIRES AFTER 36 YEARS IN THE YANKEES RADIO BOOTH

On April 15, 2024, legendary longtime Yankees radio voice **John Sterling** announced his retirement after 5,420 regular season Yankees games and 211 postseason Yankees games. He put a cap on his great career by returning to the booth for the final six games of the regular season and for the Yankees' entire 14-game postseason run, which culminated with a World Series appearance vs. Los Angeles.

Following the season, Sterling was honored as a finalist for the **2025 Ford C. Frick Award**, presented annually for excellence in baseball broadcasting by the **National Baseball Hall of Fame and Museum**. Along with his longtime radio partner Suzyn Waldman, the pair were honored with the William J. Slocum/Jack Lang Award for "Long & Meritorious Service," at the 100th New York Baseball Writers' Dinner on Jan. 25, 2025 [photo at L].





Dave Sims

Two-time Emmy Award-winning broadcaster Dave Sims embarks on his first year as the New York Yankees' radio play-by-play announcer and his 23rd season broadcasting Major League Baseball.

Sims joins the Yankees radio booth following an 18-year tenure with Seattle (2007-24), where he primarily served as the Mariners' television play-by-play announcer, while occasionally calling games on the radio. He has also worked in numerous other play-by-play roles, including calling Major League Baseball, college basketball and college football for ESPN and FOX, as well as NCAA Tournament games for Westwood One. From 1998-2014, Sims handled NFL play-by-play duties,

serving as the lead voice of Westwood One's coverage of *Sunday Night Football* from 2006-12.

Despite being born and raised in Philadelphia, Sims' arrival this season marks a homecoming, as he began his career in 1975 as a sportswriter for the *New York Daily News* before going on to become a weekend sports anchor at WCB5-TV (1995-98). He also hosted local talk shows on WNBC-AM (1986-88), MSG Network (1986-93) and WFAN-AM (1989-93).

Sims has received a multitude of accolades throughout his career. Most recently, he was named one of 10 finalists for the 2025 Ford C. Frick Award, presented annually by the Baseball Hall of Fame and Museum for excellence in baseball broadcasting, and for three consecutive years from 2018-20, he was named "Washington Sportscaster of the Year" by the National Sports Media Association. Additionally, he was the recipient of the American Football Foundation's "Outstanding Sportscaster" honor in 2003 and was presented with the Big East Media Award in 2005.

In 2012, Sims etched his name in sports broadcasting history, becoming the first (and only) television broadcaster to call two perfect games in a single season, as he was behind the mic for Phillip Humber's perfect game with the White Sox on April 21, 2012, at Seattle and Félix Hernández's perfect game for the Mariners on August 15, 2012 vs. Tampa Bay.

Sims has also been a dedicated advocate for the Black community, notably leading the June 2020 panel "Black Voices in Baseball" to honor Juneteenth and raise awareness for Black Lives Matter amid widespread protests for racial equality. Sims also frequently hosted the Mariners' Jackie Robinson Day Roundtable.

In July 2024, along with his two sons, Jarett and Jordan, Sims debuted the *Hey Now!* Podcast, offering listeners a weekly exploration into the key moments that have shaped some of the most successful careers in sports and entertainment. Distinguished figures from the industry who have made guest appearances on the weekly show include Sims' new broadcast partner Suzyn Waldman, Yankees Manager Aaron Boone, Hall-of-Famer Ken Griffey Jr., and fellow play-by-play announcers Mike Breen and Jim Nantz. Sims also previously co-hosted SiriusXM's *Basketball & Beyond with Coach K* alongside legendary Duke University men's basketball coach and two-time Basketball Hall of Famer Mike Krzyzewski from 2005-23.

Sims graduated from Bethany College (W.Va.) in 1975 with a BA in Mass Communications, and in 1919, he was appointed to the school's Board of Trustees. From 1998 to 2007, Sims and his wife, Abby, operated "AthletiSense," a media coaching program for athletes that worked with football and basketball programs from numerous conferences across the country. They have two sons and two granddaughters.



Emmanuel Berbari

Emmanuel Berbari begins his third season on the WFAN Yankees Radio Network, this year as the primary postgame show host and play-by-play fill-in. His work on the Yankees' flagship radio began behind the scenes (2018-21) and expanded into on-air roles as a talk show host and update anchor. On Sept. 15, 2023, at just 24 years old, he made his MLB play-by-play debut on Yankees Radio.

On the television side, Berbari frequently appears on SportsNet New York (SNY) as an on-air contributor and serves as a play-by-play voice for FOX Sports' coverage of Big East Basketball. He also currently covers the MAAC, Atlantic 10 and is the "Voice of the Saints" at Siena College. Emmanuel has also previously worked in numerous

play-by-play roles, including stops with the Hudson Valley Renegades (Yankees High-A affiliate; 2022-23), the Chatham Anglers in the Cape Cod Baseball League (2020-21), Hamptons Collegiate Baseball League (2017-18) and others on ESPN's digital platforms.

He has been awarded numerous accolades in his career thus far, receiving five awards from the New York State Broadcasters Association and Associated Press. Berbari also is a two-time All-American as part of the Sportscasters Talent Agency of America (STAA) Jim Nantz Award.

A 2021 Fordham University graduate with a BA in Broadcast Journalism, Emmanuel served as Sports Manager of the university's NPR affiliate, WFUV. In this role, he was the lead play-by-play announcer for Fordham Athletics and became the first person to win the Marty Glickman Award for Excellence in Play-By-Play three times.

The Greenlawn, Long Island (N.Y.) native gained his first professional baseball experience covering the Yankees as a full season beat reporter in 2019.



THIS IS STARR'S TERRITORY.

BIG-LEAGUE INSURANCE SOLUTIONS



STARR IS THE SIGNATURE PARTNER OF THE *New York Yankees*™

STARR

With over 100 years of global knowledge and experience, Starr helps companies grow in the world's most complex markets, offering a breadth of specialty coverages across major commercial industries.

PROPERTY | CASUALTY | AVIATION | MARINE

STARRCOMPANIES.COM

Starr Insurance is a marketing name for the operating insurance and travel assistance companies and subsidiaries of Starr International Company, Inc., and for the investment business of C.V. Starr & Co., Inc., and its subsidiaries. ©2025 Starr Insurance. All rights reserved.

All New York Yankees trademarks and copyrights are owned by the New York Yankees and used with the permission of the New York Yankees.



Yankees en Español

For the 29th consecutive season, the Yankees – in conjunction with WFAN radio – will provide Spanish radio and SAP (second audio programming) for game broadcasts.



Rickie Ricardo

Rickie Ricardo is in his 12th season as the New York Yankees' Spanish language play-by-play announcer. Prior to joining the Yankees' WADO broadcast team, Ricardo spent seven years in the same role for the Philadelphia Phillies, broadcasting their World Series win in 2008 and postseason run in 2009.

Additionally, Ricardo has been the Spanish radio play-by-play voice of the Philadelphia Eagles for the last 14 NFL seasons. He is also a radio sports talk show host on New York's WFAN Radio and Philadelphia's 94WIP-FM Sports Radio.

Ricardo has spent over 40 years in broadcasting, appearing on various stations in New York, Connecticut, Philadelphia, Washington D.C. and Miami. In 2005, he became the daily beat reporter covering the Florida Marlins for Clear Channel radio. His career also includes international radio broadcasting with the 2008 Caribbean Series in the Dominican Republic and the 2009 Caribbean Series in Mexico, México.

A 1980 graduate from the New York School of Broadcasting, Ricardo currently resides in West New York, N.J. and Orlando, Fla.



Francisco Rivera

Since 1995, Francisco Rivera has been involved in baseball as a color commentator and play-by-play announcer, including 20 years in the Yankees' broadcast booth.

A native of Morovis, Puerto Rico, he covered the Philadelphia Phillies for "Radio Tropical" from 1995 to 1998 and worked the American League Championship Series in 2003 and 2004 for WADO.

Rivera received his Bachelor's degree in Spanish Literature from Rutgers University and graduated from the Cambridge University-affiliated Miguel Angel Torres School of Communications in Manhattan in 1978.

He began his communications career covering NBA basketball for WADO and was later one of the pioneers of the talk show *WADO Deportivo*, where he worked until 2003.

Francisco is married to Ivette Rodriguez and has two daughters, Melissa and Lorraine.

ALL-TIME NEW YORK YANKEES SPANISH-LANGUAGE RADIO/SAP BROADCASTERS

1997 Beto Villa, Armando Talavera, Roberto Clemente Jr.	2008 Beto Villa, Francisco Rivera
1998 Beto Villa, Armando Talavera, Roberto Clemente Jr.	2009 Beto Villa, Francisco Rivera
1999 Beto Villa, Armando Talavera, Roberto Clemente Jr.	2010 Beto Villa, Francisco Rivera
2000 Beto Villa, Armando Talavera, Roberto Clemente Jr.	2011 Beto Villa, Francisco Rivera
2001 Beto Villa, Armando Talavera, Roberto Clemente Jr.	2012 Beto Villa, Francisco Rivera
2002 Beto Villa, Armando Talavera	2013 Beto Villa, Francisco Rivera, Felix DeJesus
2003 Beto Villa, Armando Talavera	2014 Rickie Ricardo, Francisco Rivera
2004 Beto Villa, Armando Talavera	2015 Rickie Ricardo, Francisco Rivera
2005 Beto Villa, Francisco Rivera	2016 Rickie Ricardo, Francisco Rivera
2006 Beto Villa, Francisco Rivera, Felix DeJesus	2017 Rickie Ricardo, Francisco Rivera
2007 Beto Villa, Francisco Rivera, Felix DeJesus	2018 Rickie Ricardo, Francisco Rivera
	2019 Rickie Ricardo, Francisco Rivera
	2020 Rickie Ricardo, Francisco Rivera
	2021 Rickie Ricardo, Francisco Rivera
	2022 Rickie Ricardo, Francisco Rivera
	2023 Rickie Ricardo, Francisco Rivera
	2024 Rickie Ricardo, Francisco Rivera



Yankees Broadcast Teams - Radio & TV

1942 (WOR) Mel Allen, Connie Desmond
 1943 No games broadcast
 1944 (WINS) Don Dunphy, Bill Slater
 1945 (WINS) Bill Slater, Al Helfer
 1946 (WINS) Mel Allen, Russ Hodges
 1947 (WINS) Mel Allen, Russ Hodges
 1948 (WINS) Mel Allen, Russ Hodges
 1949 (WINS radio, Dumont TV) Mel Allen, Don Dunphy, Curt Gowdy
 1950 (WINS radio, Dumont TV) Mel Allen, Curt Gowdy
 1951 (WINS radio, WPIX TV) Mel Allen, Art Gleeson
 1952 (WINS radio, WPIX TV) Mel Allen, Art Gleeson, Bill Crowley
 1953 (WINS radio, WPIX TV) Mel Allen, Jim Woods, Joe E. Brown
 1954 (WINS radio, WPIX TV) Mel Allen, Jim Woods, Red Barber
 1955 (WINS radio, WPIX TV) Mel Allen, Jim Woods, Red Barber
 1956 (WINS radio, WPIX TV) Mel Allen, Jim Woods, Red Barber
 1957 (WINS radio, WPIX TV) Mel Allen, Red Barber, Phil Rizzuto
 1958 (WMGM radio, WPIX TV) Mel Allen, Red Barber, Phil Rizzuto
 1959 (WMGM radio, WPIX TV) Mel Allen, Red Barber, Phil Rizzuto
 1960 (WMGM radio, WPIX TV) Mel Allen, Red Barber, Phil Rizzuto
 1961 (WCBS radio, WPIX TV) Mel Allen, Red Barber, Phil Rizzuto
 1962 (WCBS radio, WPIX TV) Mel Allen, Red Barber, Phil Rizzuto
 1963 (WCBS radio, WPIX TV) Mel Allen, Red Barber, Phil Rizzuto, Jerry Coleman
 1964 (WCBS radio, WPIX TV) Mel Allen, Red Barber, Phil Rizzuto, Jerry Coleman
 1965 (WCBS radio, WPIX TV) Red Barber, Phil Rizzuto, Jerry Coleman, Joe Garagiola
 1966 (WCBS radio, WPIX TV) Red Barber, Phil Rizzuto, Joe Garagiola, Jerry Coleman
 1967 (WHN radio, WPIX TV) Phil Rizzuto, Jerry Coleman, Joe Garagiola
 1968 (WHN radio, WPIX TV) Phil Rizzuto, Jerry Coleman, Frank Messer
 1969 (WHN radio, WPIX TV) Phil Rizzuto, Jerry Coleman, Frank Messer, Whitey Ford 1970 (WHN radio, WPIX TV) Phil Rizzuto, Frank Messer, Whitey Ford, Bob Gamere
 1971 (WMCA radio, WPIX TV) Phil Rizzuto, Frank Messer, Bill White, Whitey Ford
 1972 (WMCA radio, WPIX TV) Phil Rizzuto, Frank Messer, Bill White
 1973 (WMCA radio, WPIX TV) Phil Rizzuto, Frank Messer, Bill White
 1974 (WMCA radio, WPIX TV) Phil Rizzuto, Frank Messer, Bill White
 1975 (WMCA radio, WPIX TV) Phil Rizzuto, Frank Messer, Bill White, Dom Valentino
 1976 (WMCA radio, WPIX TV) Phil Rizzuto, Frank Messer, Bill White



The 1967 broadcast team [L to R]: Jerry Coleman, Phil Rizzuto and Joe Garagiola

1977 (WMCA radio, WPIX TV) Phil Rizzuto, Frank Messer, Bill White
 1978 (WINS radio, WPIX TV) Phil Rizzuto, Frank Messer, Bill White, Mel Allen, Fran Healy
 1979 (WINS radio, WPIX TV, Sports Channel) Phil Rizzuto, Frank Messer, Bill White, Mel Allen, Fran Healy
 1980 (WINS radio, WPIX TV, Sports Channel) Phil Rizzuto, Frank Messer, Bill White, Mel Allen, Fran Healy
 1981 (WABC radio, WPIX TV, Sports Channel) Phil Rizzuto, Frank Messer, Bill White, Mel Allen, Fran Healy
 1982 (WABC radio, WPIX TV, Sports Channel) Phil Rizzuto, Frank Messer, Bill White, Mel Allen, John Gordon
 1983 (WABC radio, WPIX TV, Sports Channel) Mel Allen, Phil Rizzuto, Frank Messer, Bill White, John Gordon
 1984 (WABC radio, WPIX TV, Sports Channel) Mel Allen, Phil Rizzuto, Frank Messer, Bill White, John Gordon
 1985 (WABC radio, WPIX TV, Sports Channel) Phil Rizzuto, Bill White, Frank Messer, Mel Allen, Mickey Mantle, John Gordon, Spencer Ross
 1986 (WABC radio, WPIX TV, Sports Channel) Phil Rizzuto, Bill White, Jim Kaat, Billy Martin, Mel Allen, Mickey Mantle, John Gordon, Spencer Ross, Bobby Murcer
 1987 (WABC radio, WPIX TV, Sports Channel) Phil Rizzuto, Bill White, Billy Martin, Ken "Hawk" Harrelson, Bobby Murcer, Mickey Mantle, Spencer Ross, Hank Greenwald, Tommy Hutton
 1988 (WABC radio, WPIX TV, Sports Channel) Phil Rizzuto, Bill White, Ken "Hawk" Harrelson, Hank Greenwald, Bobby Murcer, Mickey Mantle, Ed Randall, Tommy Hutton
 1989 (WABC radio, WPIX TV, MSG) Phil Rizzuto, George Grande, Tom Seaver, Tommy Hutton, Bobby Murcer, Lou Piniella, Greg Gumbel, Michael Kay, John Sterling, Jay Johnstone
 1990 (WABC radio, WPIX TV, MSG) Phil Rizzuto, George Grande, Tom Seaver, Dewayne Staats, Tony Kubek, Al Trautwig, Michael Kay, John Sterling, Jay Johnstone
 1991 (WABC radio, WPIX TV, MSG) Phil Rizzuto, Bobby Murcer, Tom Seaver, Dewayne Staats, Tony Kubek, Al Trautwig, Michael Kay, John Sterling, Joe Angel
 1992 (WABC radio, WPIX TV, MSG) Phil Rizzuto, Bobby Murcer, Tom Seaver, Dewayne Staats, Tony Kubek, Al Trautwig, John Sterling, Michael Kay
 1993 (WABC radio, WPIX TV, MSG) Phil Rizzuto, Bobby Murcer, Tom Seaver, Dewayne Staats, Tony Kubek, Al Trautwig, John Sterling, Michael Kay
 1994 (WABC radio, WPIX TV, MSG) Phil Rizzuto, Dewayne Staats, Tony Kubek, Al Trautwig, John Sterling, Michael Kay, Paul Olden
 1995 (WABC radio, WPIX TV, MSG) Phil Rizzuto, Bobby Murcer, Paul Olden, Dave Cohen, Jim Kaat, Al Trautwig, Steve Palermo, John Sterling, Michael Kay
 1996 (WABC radio, WPIX TV, MSG) Phil Rizzuto, Bobby Murcer, Rick Cerone, Paul Olden, Dave Cohen, Jim Kaat, Al Trautwig, Steve Palermo, John Sterling, Michael Kay
 1997 (WABC radio, WPIX TV, MSG) Jim Kaat, Ken Singleton, Bobby Murcer, Al Trautwig, Michael Kay, Rick Cerone, Steve Palermo, Suzyn Waldman, John Sterling, Michael Kay
 1998 (WABC radio, WPIX TV, MSG) Bobby Murcer, Jim Kaat, Ken Singleton, Bobby Murcer, Al Trautwig, Tommy John, Suzyn Waldman, John Sterling, Michael Kay
 1999 (WABC radio, WNYW TV, MSG) Tim McCarver, Bobby Murcer, Jim Kaat, Ken Singleton, Al Trautwig, Suzyn Waldman, John Sterling, Michael Kay
 2000 (WABC radio, WNYW TV, MSG) Tim McCarver, Bobby Murcer, Jim Kaat, Ken Singleton, Al Trautwig, Suzyn Waldman, John Sterling, Michael Kay



- 2001 (WABC radio, WNYW TV, MSG) Tim McCarver, Bobby Murcer, Jim Kaat, Ken Singleton, Al Trautwig, Suzyn Waldman, John Sterling, Michael Kay
- 2002 (WCBS radio, WCBS TV, YES) Fred Hickman, Jim Kaat, Michael Kay, Bobby Murcer, Paul O'Neill, Ken Singleton, Suzyn Waldman, Charley Steiner, John Sterling
- 2003 (WCBS radio, WCBS TV, YES) Fred Hickman, Jim Kaat, Michael Kay, Bobby Murcer, Paul O'Neill, Ken Singleton, Suzyn Waldman, Charley Steiner, John Sterling
- 2004 (WCBS radio, WCBS TV, YES) Joe Girardi, Fred Hickman, Jim Kaat, Michael Kay, Bobby Murcer, Paul O'Neill, Ken Singleton, Suzyn Waldman, Charley Steiner, John Sterling
- 2005 WCBS radio, WWOR TV, YES) Jim Kaat, Michael Kay, Bobby Murcer, Paul O'Neill, Ken Singleton, Suzyn Waldman, John Sterling
- 2006 (WCBS radio, WWOR TV, YES) Kimberly Jones, David Justice, Jim Kaat, Michael Kay, Bobby Murcer, Paul O'Neill, Ken Singleton, Suzyn Waldman, John Sterling
- 2007 (WCBS radio, WWOR TV, YES) Michael Kay, Ken Singleton, Bobby Murcer, David Cone, John Flaherty, Kimberly Jones, Paul O'Neill, Al Leiter, Suzyn Waldman, John Sterling
- 2008 (WCBS radio, WWOR TV, YES) Michael Kay, Ken Singleton, Bobby Murcer, David Cone, John Flaherty, Al Leiter, Suzyn Waldman, John Sterling
- 2009 (WCBS radio, WWOR TV, YES) Michael Kay, Ken Singleton, David Cone, John Flaherty, Kimberly Jones, Paul O'Neill, Al Leiter, Suzyn Waldman, John Sterling
- 2010 (WCBS radio, WWOR TV, YES) Michael Kay, Ken Singleton, John Flaherty, Kimberly Jones, Paul O'Neill, Al Leiter, Suzyn Waldman, John Sterling
- 2011 (WCBS radio, WWOR TV, YES) Michael Kay, Ken Singleton, David Cone, Jack Curry, John Flaherty, Kimberly Jones, Paul O'Neill, Al Leiter, Suzyn Waldman, John Sterling
- 2012 (WCBS radio, WWOR TV, YES) Michael Kay, Ken Singleton, David Cone, Jack Curry, John Flaherty, Al Leiter, Meredith Marakovits, Paul O'Neill, Lou Piniella, Suzyn Waldman, John Sterling
- 2013 (WCBS radio, WWOR TV, YES) Michael Kay, Ken Singleton, David Cone, Jack Curry, John Flaherty, Al Leiter, Meredith Marakovits, Paul O'Neill, Lou Piniella, Bob Lorenz, Suzyn Waldman, John Sterling
- 2014 (WFAN radio, WWOR TV, YES) Michael Kay, Ken Singleton, David Cone, Jack Curry, John Flaherty, Al Leiter, Bob Lorenz, Meredith Marakovits, Paul O'Neill, Suzyn Waldman, John Sterling
- 2015 (WFAN radio, WPIX TV, YES) Michael Kay, Ken Singleton, David Cone, Jack Curry, John Flaherty, Al Leiter, Bob Lorenz, Meredith Marakovits, Paul O'Neill, Ryan Ruocco, Suzyn Waldman, John Sterling
- 2016 (WFAN radio, WPIX TV, YES) Michael Kay, Ken Singleton, David Cone, Jack Curry, John Flaherty, Al Leiter, Bob Lorenz, Meredith Marakovits, Paul O'Neill, Ryan Ruocco, Suzyn Waldman, John Sterling
- 2017 (WFAN radio, WPIX TV, YES) Michael Kay, Ken Singleton, David Cone, Jack Curry, John Flaherty, Al Leiter, Bob Lorenz, Meredith Marakovits, Paul O'Neill, Ryan Ruocco, Suzyn Waldman, John Sterling
- 2018 (WFAN radio, WPIX TV, YES) Michael Kay, Ken Singleton, David Cone, Jack Curry, John Flaherty, Al Leiter, Bob Lorenz, Meredith Marakovits, Paul O'Neill, Ryan Ruocco, Suzyn Waldman, John Sterling
- 2019 (WFAN radio, WPIX TV, YES) Michael Kay, Ken Singleton, David Cone, Jack Curry, John Flaherty, Bob Lorenz, Meredith Marakovits, Paul O'Neill, Ryan Ruocco, Suzyn Waldman, John Sterling
- 2020 (WFAN radio, WPIX TV, YES) Michael Kay, Ken Singleton, David Cone, Jack Curry, John Flaherty, Bob Lorenz, Meredith Marakovits, Paul O'Neill, Ryan Ruocco, Suzyn Waldman, John Sterling
- 2021 (WFAN radio, WPIX TV, YES) Michael Kay, Ken Singleton, David Cone, Jack Curry, John Flaherty, Bob Lorenz, Meredith Marakovits, Paul O'Neill, Ryan Ruocco, Suzyn Waldman, John Sterling
- 2022 (WFAN radio, Prime Video, YES) Michael Kay, Carlos Beltrán, David Cone, Jack Curry, John Flaherty, Bob Lorenz, Meredith Marakovits, Cameron Maybin, Paul O'Neill, Ryan Ruocco, Suzyn Waldman, John Sterling
- 2023 (WFAN radio, Prime Video, YES) Michael Kay, David Cone, Jack Curry, John Flaherty, Todd Frazier, Bob Lorenz, Meredith Marakovits, Jeff Neslon, Paul O'Neill, Ryan Ruocco, Suzyn Waldman, John Sterling, Justin Shackil, Emmanuel Berbari
- 2024 (WFAN radio, Prime Video, YES) Michael Kay, Meredith Marakovits, David Cone, Jack Curry, John Flaherty, Todd Frazier, Joe Girardi, Bob Lorenz, Jeff Neslon, Paul O'Neill, Ryan Ruocco, Suzyn Waldman, John Sterling, Justin Shackil, Emmanuel Berbari

Steinbrenner High School

Named for the late Yankees Principal Owner, George M. Steinbrenner High School opened in August 2009 on Lutz Lake Fern Road just north of Tampa.

"Over the years, Mr. Steinbrenner has been deeply involved in the community, particularly with the schools and the school system," said Steven Ayers, director of community relations for Hillsborough County public schools. "He has been very involved and very philanthropic. He has probably donated tens of millions over the length of time. He's had a significant amount of money and significant amount of involvement in the community."

In addition to regular classroom curriculum, the school also offers classes for students preparing for a career in sports with sports marketing, sports medicine and the business of sports (BOSS). The school's teams are named the Warriors, featuring navy and gold coloring.



George M. Steinbrenner Field

This year marks the 30th season the Yankees will play their spring training games at George M. Steinbrenner Field in Tampa, Fla. The complex also serves as the home of the Single-A Tampa Tarpons of the Florida State League. The field's dimensions are an exact replica of Yankee Stadium in the Bronx, measuring 318 feet down the left field line, 408 feet to center field and 314 feet down the right field line.

Fans will also notice another link to the Bronx with replicas of the Yankees' retired numbers placards from Yankee Stadium greeting them as they enter the complex.

The facility originally opened in 1996 as Legends Field. However on Feb. 14, 2008, Hal and Hank Steinbrenner announced that it would be renamed George M. Steinbrenner Field. The name change followed two unanimous resolutions recommending and supporting the change from the Hillsborough County Commission and the Tampa City Council. In a pregame ceremony prior to the Yankees' Mar. 27, 2008, spring training game against Pittsburgh, the complex was formally renamed in honor of the late Yankees' Principal Owner and Chairman.

"I am humbled and flattered to have this outstanding and totally unexpected honor conferred on me," said George M. Steinbrenner at the time the resolution was passed. "I extend my thanks to the Tampa City Council and to the Hillsborough County Commissioners for passing resolutions suggesting and recommending the change. I also thank my family for supporting the renaming of the stadium and for everything they have done for so many years that helped bring about this great day."

The resolution passed by the Tampa City Council on February 7, 2008, cited Mr. Steinbrenner's many charitable donations on behalf of youth activities, hospitals and the arts. The resolution passed by the Board of the Hillsborough County Commissioners on February 6, 2008, recognizing Mr. Steinbrenner's numerous extraordinary contributions to the area.



Recent Enhancements to GMS Field Player Facilities

Over the last several years, Yankees ownership has dedicated time and financial resources toward renovating facilities for the organization's players, field staff and team personnel. At Steinbrenner Field — which serves the Major League club during spring training and the Single-A Tampa Tarpons during the summer — a complete two-phase modernization of the clubhouse and player training facilities was completed prior to 2025 spring training.

- The first phase, begun in the fall of 2023 and completed prior to 2024 spring training, included an overhaul and redesign of the main dressing area of the home clubhouse along with its bathroom and shower areas, and the addition of a dedicated barber area. Additionally, the playing field in the main bowl was redone, with the replacement of soil, pipes, drainage, grass and the netting around the field. Cameras were installed in the bullpens and TVs were added to the dugouts. Additionally, a building containing a dedicated visitors batting cage and visitors weight room was constructed adjacent to the visitors' clubhouse on the third-base side of the stadium.
- The second phase, which began construction at the conclusion of 2024 spring training and was completed prior to the start of 2025 spring training, provided a comprehensive, state-of-the-art renovation and expansion of player, field staff and baseball operations facilities. Many such areas are housed adjacent to the first-base side of the stadium in a new multi-story building, which is seamlessly connected to the clubhouse footprint in the main stadium bowl. Remodeled, relocated and/or expanded areas include the weight room, training room, female locker room, players' lounge/dining area and family lounge. Additionally, there are new player and staff multi-purpose meeting rooms, a new dedicated clubhouse kitchen, new offices to accommodate baseball operations employees, and new offices for the general manager and senior baseball staff.



STADIUM CAPACITY

Total Seating Capacity.....	9,628
General Seating Bowl	8,041
Luxury Suites/Seats	13/290
Field Boxes/Seats	19/161
Dugout Club Boxes/Seats	12/104
Loge Boxes/Seats	8/210
Right Field Cabanas	80
Bullpen Rooftop Club	200
3B Rooftop Club	150
Right Field Terrace	275
Left Field Deck	117

FIRST GAME: 3/1/96 vs. CLE

LARGEST CROWD: 11,229 - 3/17/11 vs. TB


STADIUM DIMENSIONS*

Left Field foul line	318 feet
Center Field	408 feet
Right Field foul line	314 feet

* Identical to Yankee Stadium

SPRING TRAINING RECORDS SINCE 1962

1962	17-10	1983	16-8	2004	13-9
1963	12-17-1	1984	10-16	2005	14-15
1964	12-16	1985	15-12	2006	15-16
1965	12-18	1986	17-11	2007	14-13-3
1966	17-11	1987	14-15	2008	14-12-2
1967	13-17	1988	22-10	2009	24-10-1
1968	14-14-1	1989	16-15	2010	13-15-1
1969	16-9	1990	5-9	2011	13-15-3
1970	18-9	1991	19-12	2012	18-12-3
1971	8-23	1992	17-14	2013	14-18-1
1972	11-15-1	1993	20-12	2014	17-12-2
1973	18-11	1994	12-15-1	2015	17-16-1
1974	14-14-1	1995	11-18/4-8	2016	14-16-2
1975	14-17	1996	16-15	2017	24-9-1
1976	10-7	1997	20-11	2018	18-13-1
1977	11-13	1998	15-12	2019	17-10-4
1978	10-13	1999	14-19	2020	13-8-3
1979	7-18	2000	13-20	2021	14-12-2
1980	10-8-1	2001	9-20	2022	8-10-1
1981	13-13-1	2002	20-14	2023	13-18-2
1982	9-16	2003	15-13	2024	14-16-2



George M. Steinbrenner Field is located at 1 Steinbrenner Drive in Tampa, across the Dale Mabry Highway from Raymond James Stadium (seen in the background), the home of the National Football League's Tampa Bay Buccaneers.

Tampa Bay Rays Relocation to Steinbrenner Field in 2025

On Nov. 14, 2024, the Tampa Bay Rays announced that their team will play the 2025 Major League Baseball season at George M. Steinbrenner Field in Tampa — the spring training home of the New York Yankees. Because of significant damage incurred on Oct. 9 during Hurricane Milton to Tropicana Field in St. Petersburg, the Rays' regular season home will not be available for the regular season.

"We are happy to extend our hand to the Rays and their fans by providing a Major League-quality facility for them to utilize this season," said **Yankees Managing General Partner Hal Steinbrenner**. "Both the Yankees organization and my family have deep roots in the Tampa Bay region, and we understand how meaningful it is for Rays players, employees and fans to have their 2025 home games take place within 30 minutes of Tropicana Field. In times like these, rivalry and competition take a back seat to doing what's right for our community — which is continuing to help families and businesses rebound from the devastation caused by Hurricanes Helene and Milton."

The Yankees will continue to play spring training games at Steinbrenner Field in 2025 and will utilize the full complex, including training areas and the adjacent fields. The Rays will continue to use Charlotte Sports Park in Port Charlotte, Fla., for their spring workouts and games.

The Rays will move in after the Yankees complete their home spring training schedule and will stay through the end of the 2025 season.

The Tampa Tarpons will play their 2025 home games on the grounds of the GMS Field complex at "Field 2." This field is adjacent to the first base side of the stadium, next to Dale Mabry Highway. Throughout 2024, this field was frequently utilized by community stakeholders and served as home to the Hillsborough Community College Hawks baseball team.



Yankees Spring Training History



First-year Yankees manager Ralph Houk instructs rookies at the club's spring training facility in St. Petersburg, Fla., in 1961.

Yankees All-Time Spring Training Sites

Year	Location	Year	Location
1903-04	Atlanta, Ga.	1921	Shreveport, La.
1905	Montgomery, Ala.	1922-24	New Orleans, La.
1906	Birmingham, Ala.	1925-42	St. Petersburg, Fla.
1907-08	Atlanta, Ga.	1943	Asbury Park, N.J.
1909	Macon, Ga.	1944-45	Atlantic City, N.J.
1910-11	Athens, Ga.	1946	Balboa, Panamá
1912	Atlanta, Ga.	1946-50	St. Petersburg, Fla.
1913	Hamilton, Bermuda	1951	Phoenix, Ariz.
1914	Houston, Tex.	1952-61	St. Petersburg, Fla.
1915	Savannah, Ga.	1962-95	Ft. Lauderdale, Fla.
1916-18	Macon, Ga.	1996-present	Tampa, Fla.*
1919-20	Jacksonville, Fla.		

(*Of note: From 1994-95 the Single-A Florida State League Yankees played at Red McEwen Field at the University of South Florida in Tampa before moving into Steinbrenner Field — then called Legends Field — in 1996.)

2024 Spring Training Attendance

Home at GMS Field (17 MLB dates, 9,351 avg.)	158,972
Road (15 MLB dates, 8,074 avg.)	121,108
Overall Attendance (32 MLB dates, 8,753 avg.)	280,080



The Yankees held spring training at Al Lang Field in St. Petersburg, Fla., from 1925-42, 1946-50 and 1952-61.

All-Time GMS Field Attendances

(1996-present)

1996	173,247
1997	172,092
1998	149,496
1999	164,015
2000	153,385
2001	173,107
2002	172,544
2003	162,890
2004	122,374
2005	152,640
2006	152,024
2007	154,590
2008	139,496
2009	168,905
2010	147,557
2011	163,085
2012	162,832
2013	172,942
2014	159,272
2015	171,712
2016	160,813
2017	149,757
2018	158,106
2019	142,459
2020	95,399*
2021	35,215*
2022	67,559^
2023	161,501
2024	158,972

*Attendance numbers in 2020 and 2021 were impacted by COVID-19

^Attendance numbers in 2022 were impacted by CBA negotiations

2025 Yankees Spring Training Schedule

The Yankees will play 34 MLB games during their 2025 spring season, including 16 home games at George M. Steinbrenner Field, 17 at road spring venues and 1 at the Marlins' loanDepot Park on 3/25. The Yankees' 2025 Spring Breakout game will be on 3/15 at Baltimore in Sarasota. The Yankees finished their 2024 spring schedule with a 14-16-2 record.

Note: 15 of 16 Yankees home games at Steinbrenner Field will be broadcast on the **YES Network**, and all 16 home games will be on the **Gotham Sports App**. Eight road games will also be broadcast on the **Gotham Sports App** via the home team RSN feed.

ss = Yankees Split Squad; oss = Opponent Split Squad;

YGS = Broadcast on YES Network and the Gotham Sports App; GSA = Gotham Sports App only; WFAN = Broadcast by WFAN

Date	Opponent	Site	Time	Date	Opponent	Site	Time
Fri., Feb. 21	vs. Tampa Bay (YGS)	GMS Field	1:05 pm	Tues., Mar. 11 (ss)	vs. Baltimore (YGS)	GMS Field	1:05 pm
Sat., Feb. 22	at Toronto (GSA)	Dunedin	1:07 pm		at Pittsburgh (GSA)	Bradenton	1:05 pm
Sun., Feb. 23	vs. Detroit (YGS)	GMS Field	1:05 pm	Thurs., Mar. 13	at Detroit	Lakeland	1:05 pm
Mon., Feb. 24	at Boston (GSA)	Fort Myers	1:05 pm	Fri., Mar. 14	vs. Philadelphia (YGS/WFAN)	GMS Field	6:35 pm
Tues., Feb. 25	at Minnesota	Fort Myers	1:05 pm	Sat., Mar. 15	at Tampa Bay (GSA)	Port Charlotte	1:05 pm
Wed., Feb. 26	vs. St. Louis (YGS)	GMS Field	1:05 pm		Spring Breakout at Baltimore	Sarasota	6:05 pm
Thurs., Feb. 27	at Philadelphia	Clearwater	1:05 pm	Sun., Mar. 16 (ss)	vs. Pittsburgh (YGS/WFAN)	GMS Field	1:05 pm
Fri., Feb. 28	vs. Toronto (oss) (GSA)	GMS Field	6:35 pm		at Tampa Bay (oss)	Port Charlotte	1:05 pm
Sat., Mar. 1	vs. Houston (YGS)	GMS Field	1:05 pm	Mon., Mar. 17	at Toronto (oss) (GSA)	Dunedin	1:07 pm
Sun., Mar. 2	at Atlanta (GSA)	North Port	1:05 pm	Tues., Mar. 18	vs. Boston (YGS)	GMS Field	1:05 pm
Mon., Mar. 3	vs. Pittsburgh (YGS)	GMS Field	6:35 pm	Wed., Mar. 19 (ss)	at Philadelphia	Clearwater	1:05 pm
Tues., Mar. 4	at Philadelphia	Clearwater	1:05 pm		vs. Atlanta (YGS/WFAN)	GMS Field	6:35 pm
Thurs., Mar. 6	vs. Minnesota (YGS/ESPN)	GMS Field	1:05 pm	Thurs., Mar. 20	at Baltimore (GSA)	Sarasota	6:05 pm
Fri., Mar. 7	vs. Toronto (YGS)	GMS Field	6:35 pm	Fri., Mar. 21	at Detroit (oss) (GSA/WFAN)	Lakeland	6:05 pm
Sat., Mar. 8	at Houston	W. Palm Beach	6:05 pm	Sat., Mar. 22	vs. Philadelphia (YGS/WFAN)	GMS Field	1:05 pm
Sun., Mar. 9	at St. Louis	Jupiter	1:05 pm	Sun., Mar. 23	vs. Tampa Bay (YGS/WFAN)	GMS Field	1:05 pm
Mon., Mar. 10	vs. Detroit (YGS)	GMS Field	1:05 pm	Mon., Mar. 24	at N.Y. Mets	Port St. Lucie	1:10 pm
				Tues., Mar. 25	at Miami	loanDepot Park in Miami	1:10 pm

Getting to Yankee Stadium

GPS Address

One East 161st Street, Bronx, New York

Yankee Stadium is accessible from the Major Deegan Expressway (I-87) at the following exits:

Northbound I-87: Exit 4 (East 149th St. / 145th St. Bridge) or Exit 5 (East 161st St./Macombs Dam Bridge).

Southbound I-87: Exit 6 (East 153rd St. / River Ave.) or Exit 5 (East 161st St./Macombs Dam Bridge).

BY SUBWAY The No. 4 train (East Side) and the D train (Sixth Avenue) make stops at the 161st Street/Yankee Stadium subway station, located on East 161st Street and River Avenue. B train (Sixth Avenue) service is also available, but only on weekdays. For more information, please visit www.mta.info or call the MTA at 511.

BY BUS Several New York City bus lines provide service to the Stadium. The Bx6 and Bx13 buses stop at East 161st St. and River Ave.; the Bx1 and Bx2 buses stop at East 161st St. & the Grand Concourse, a short walk from the Stadium; and the BxM4 bus stops at the Grand Concourse & East 161st St. (northbound) and East 158th St. (southbound). For more information, please visit www.mta.info or call the MTA at 511.

BY TRAIN Metro-North offers train service to the Stadium. For more information, please visit www.mta.info or call the MTA at 511.



Guests are encouraged to use public transportation in order to reduce CO₂ emissions.



ANTICIPATED BATTING PRACTICE SCHEDULE AT YANKEE STADIUM

(Note: Times are approximate and subject to change.)

Start Time	1:05 p.m.	4:05 p.m.	6:35 p.m.	7:05 p.m.	8:05 p.m.
Yankees Hit	10:20-11:20	1:20-2:20	3:50-4:50	4:20-5:20	5:20-6:20
Visitors Hit	11:20-12:20	2:20-3:20	4:50-5:50	5:20-6:20	6:20-7:20
Yankees Infield	12:20-12:30	3:20-3:30	5:50-6:00	6:20-6:30	7:20-7:30
Visitors Infield	12:30-12:40	3:30-3:40	6:00-6:10	6:30-6:40	7:30-7:40



GET THE INSIDE SCOOP

Get The Gotham Sports App now to stream live **YANKEES GAMES** on YES, and get **IN-DEPTH COVERAGE** from YES' baseball insiders all season long—plus, stream the rest of your favorite New York teams all in one place.



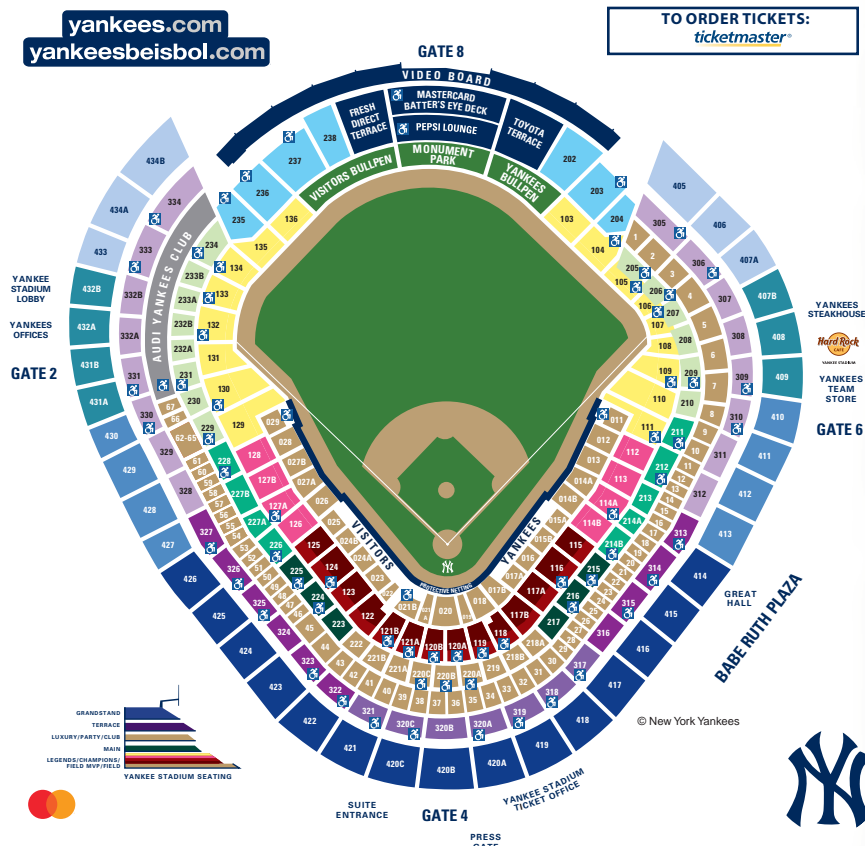
GET
THE GOTHAM
SPORTS APP

GS



GOTHAMSPORTS.TV

Yankee Stadium Map



For ticket information, including pricing, please visit yankees.com.

Please note that protective netting of varying heights is used in the Stadium from Section 011 to behind home plate to Section 029

ATM presented by
BANK OF AMERICA

Great Hall: Adjacent to the Guest Relations Booth, near Gate 6

CASH CONVERSION - REVERSE ATMs

Great Hall: Section 110

Field Level: Sections 127B-128

Main Level: Section 223

Terrace/Grandstand Level: Section 320C

ELEVATORS

Yankee Stadium's 16 public elevators are located in the Great Hall and throughout the Stadium.

ESCALATORS

Escalators are located in the Great Hall.

FAMILY RESTROOMS

Field Level: Sections 106, 124 and 130

Delta SKY360° Suite: Section 221B

Main Level: Sections 219, 227A and 234

Terrace/Grandstand Level: Sections 311, 317, 327 and 333

Bleachers: Section 202

FIRST AID

Field Level: Section 128

Main Level: Section 221

Terrace/Grandstand: Section 320C

GREAT HALL

The Great Hall is located along Babe Ruth Plaza between the exterior wall and the interior of Yankee Stadium between Gates 4 and 6.

GUEST RELATIONS BOOTHS

Great Hall: Adjacent to Gate 6

Field Level: Section 128

Guest Relations Ambassadors are located in and around Yankee Stadium to assist Guests.

KIDS CLUBHOUSE

Yankee Stadium's children's area is located on the 300 Level in right field. It also includes a private space for nursing mothers.

RAMP

Adjacent to Gates 2 and 6

SENSORY ROOM

For Guests of all ages who have sensory processing needs. Located on the Terrace Level behind Section 320C.



2025 New York Yankees Schedule

MARCH/APRIL	SUN MON TUE WED THU FRI SAT						
					27 3:05 MIL	28 4:12 PIT	29 4:12 MIL
30	1:35 MIL	31	7:05 AZ	2 7:05 PIT	3 7:05 PIT	4 4:12 PIT	5 4:12 MIL
6	1:35 PIT	7 6:40 DET	8 6:40 DET	9 6:40 DET	10 7:05 SF	11 7:05 SF	12 4:05 TB
13	1:35 SF	14 7:05 KC	15 7:05 KC	16 7:05 KC	17 7:00 TB	18 7:00 TB	19 4:10 TB
20	1:40 TB	21 6:10 CLE	22 6:10 CLE	23 7:10 CLE	24 7:05 TOR	25 7:05 TOR	26 1:05 TOR
27	1:35 TOR	28 6:35 BAL	29 6:35 BAL	30 6:35 BAL			

JULY	SUN MON TUE WED THU FRI SAT						
			1 2:07 TOR	2 7:07 SEA	3 7:07 SEA	4 8:10 NYM	5 4:10 NYM
6	1:40 NYM	7	8 7:05 SEA	9 7:05 SEA	10 7:05 SEA	11 7:05 CHC	12 1:05 CHC
13	1:35 CHC	14	15 ALL-STAR GAME	16	17	18 7:15 ATL	19 7:15 ATL
20	1:35 ATL	21 7:07 TOR	22 7:07 TOR	23 7:07 TOR	24	25 7:05 PHI	26 1:05 PHI
27	1:35 PHI	28 7:05 TB	29 7:05 TB	30 7:05 TB	31 1:05 TB		

MAY	SUN MON TUE WED THU FRI SAT						
					1 7:05 TB	2 7:05 TB	3 1:05 TB
4	1:35 TB	5 7:05 SD	6 7:05 SD	7 7:05 SD	8 10:05 ATH	9 10:05 ATH	10 4:05 ATH
11	4:05 ATH	12 8:40 SEA	13 9:40 SEA	14 4:50 SEA	15 16 7:05 NYM	17 7:05 NYM	18 1:05 NYM
18	19	20 7:05 TEX	21 7:05 TEX	22 12:35 COL	23 8:40 COL	24 4:10 COL	25 7:15 LAD
25	1:10 COL	26 9:35 LAA	27 9:35 LAA	28 9:35 LAA	29 10:10 LAD	30 10:10 LAD	31 7:15 LAD

AUGUST	SUN MON TUE WED THU FRI SAT						
					1 7:10 MIA	2 4:10 MIA	3 1:40 MIA
4	8:05 TEX	5 8:05 TEX	6 2:35 TEX	7	8 7:05 HOU	9 7:05 HOU	10 1:40 HOU
11	1:35 HOU	12 7:05 MIN	13 7:05 MIN	14	15 8:15 STL	16 7:15 STL	17 7:15 STL
18	19 3:30 TB	20 7:30 TB	21 7:15 BOS	22 7:05 BOS	23 1:05 BOS	24 1:10 BOS	25 7:05 WSH
26	1:10 WSH	27 7:05 CWS	28 7:05 CWS	29 7:40 CWS	30 7:40 CWS	31 7:10 CWS	

JUNE	SUN MON TUE WED THU FRI SAT						
1	7:10 LAD	2	3 7:05 CLE	4 7:05 CLE	5 7:05 CLE	6 7:05 BOS	7 7:35 BOS
8	1:35 BOS	9	10 7:40 KC	11 7:40 KC	12 7:40 KC	13 7:10 BOS	14 7:15 BOS
15	1:40 BOS	16 7:05 LAA	17 7:05 LAA	18 7:05 LAA	19 1:05 BAL	20 7:05 BAL	21 1:05 BAL
22	8:35 BAL	23 7:10 CIN	24 7:10 CIN	25 7:10 CIN	26 7:05 ATH	27 1:05 ATH	28 1:05 ATH
29	1:35 ATH	30 7:07 TOR					
Home Game							Away Game

SEPTEMBER	SUN MON TUE WED THU FRI SAT						
1	2 8:10 HOU	3 8:10 HOU	4 7:40 HOU	5 7:40 HOU	6 7:05 TOR	7 7:05 TOR	8 1:05 TOR
9	10 7:05 DET	11 7:05 DET	12 7:05 DET	13 7:05 DET	14 7:05 BOS	15 7:05 BOS	16 7:05 BOS
17	1:35 TOR	18 7:40 MIN	19 7:40 MIN	20 7:40 MIN	21 7:40 BAL	22 7:40 BAL	23 7:40 BAL
24	1:35 BAL	25 7:40 CWS	26 7:40 CWS	27 7:40 CWS	28 7:40 CWS	29 7:40 CWS	30 7:40 CWS
31	1:35 BAL	2	3	4	5	6	7
Home Game							Away Game



FOR YANKEES TICKET INFORMATION, PLEASE VISIT YANKEES.COM OR CALL (212) YANKEES.

Time, opponent, date and team rosters and lineups are subject to change.

Listings noted with a red border and asterisk (*) have games subject to determination by, among others, MLB and its television partners. Any future start-time changes to these games will also be accompanied by a change in the television partner.

The number of innings in a regulation game shall be determined by Major League Baseball and may be shortened in accordance with Major League Baseball rules. The Yankees make no representation, warranty and/or guarantee that nine (9) innings will be played in any regulation game.

The number of games in a regular season shall be determined by Major League Baseball. The Yankees make no representation, warranty and/or guarantee that a regular season will be comprised of eighty-one (81) home games.

Game times listed as TBA are subject to determination by, among others, MLB and its television partners.

For the 2025 regular season, "Premium Games" are the following Games: (a) Opening Day home game; (b) Old-Timers' Day Game; (c) all home games against the Boston Red Sox, Philadelphia Phillies, Chicago Cubs, and New York Mets; (d) select home games on April 12, 2025, May 4, 2025, and August 9, 2025; (e) and any other game the Yankees determine (in its sole and absolute discretion) to be a Premium Game.

All individual game ticket prices are subject to variable and dynamic pricing, which provide fans with more price options based on changing factors that affect market demand.

In no event will the Yankees be liable to the ticket holder and/or ticket purchaser for any direct, indirect, consequential, exemplary, incidental, special or punitive damages or for lost profits, revenues or business opportunities even if the Yankees have been advised of the possibility of such damages.

Be advised that the Yankees reserve the right to take appropriate action against individuals who fraudulently obtain wheelchair accessible and/or companion seats, including, without limitation, ejection and legal action.

Tickets may not be used for advertising, promotion (including contests, giveaways, or sweepstakes), charitable, trade or commercial purposes without the express written consent of the Yankees.

Please note that protective netting of varying heights is located between Section 011 on the 1st base/right field side of the Stadium and continues to Section 029 on the 3rd base/left field side of the Stadium.

WARNING: For the safety of everyone in Yankee Stadium, all Guests must stay alert and be aware of their surroundings at all times, as during all batting practices, fielding practices and warm-ups and throughout the course of all baseball games and the baseball game experiences, hard-hit baseballs and bats and fragments thereof may be thrown or hit into the stands, concourses, walkways, concessions areas, Monument Park and all other publicly accessible areas within the Stadium. Further, Guests concerned with their original ticketed location by reason of the foregoing should, at any time before or during the baseball game or the baseball game experiences, proceed to the Yankee Stadium Ticket Windows at the home plate end of the Great Hall across from the Yankees Team Store; however, please remember that: (a) any requested relocation is subject to availability; (b) any alternate seat or standing location may be in a section and/or level of the Stadium and/or within a price category that is not in the same section and/or level and/or price category of the Guests' original ticketed location, regardless of their original ticketed location; and (c) any Guest requesting relocation is responsible for paying the incremental price increase, if any, of the ticket price for the available alternate location. Relocation to a seat or standing location at a lower price than the price of the original ticketed location will not result in a refund or credit.

WARNING: Guests may not transmit or aid in transmitting any photographs, images, videos, audio, livestreams or other accounts or descriptions (including play-by-play data), whether text, data or visual, in any media, now known or hereafter developed, of all or any part of the game or related events, without the express written consent of the Yankees.

NOTICE: For the safety of every Guest, all persons specifically consent to and are subject to: (a) being screened by metal detectors; (b) bag/clothing inspections; and (c) physical pat-down inspections prior to entry. Any item or property that could affect the safety of Yankee Stadium, its occupants or its property shall not be permitted into the Stadium. Any person that could affect the safety of the Stadium, its occupants or its property shall be denied entry.

NOTICE: The Yankees reserve the right, with or without refunding any amount paid by the ticket holder, to refuse admission to any or reject any person who: (a) is or appears to be impaired; (b) conceals alcohol, illegal substances and/or other prohibited items while attempting to enter Yankee Stadium; (c) acts in a manner that is unruly, disruptive or illegal; (d) uses derogatory, foul and/or abusive language and/or gestures; (e) displays and/or wears and fails to cover obscene, indecent and/or inappropriate clothing; (f) exposes him/herself; (g) otherwise violates the Stadium's Code of Conduct, ordinances, rules, requirements, directives, regulations; or (h) interferes with any ball in the field of play or any sports or event participant attempting to make a play on any batted, pitched or thrown baseball. Ticket holders acknowledge and agree that the Yankees' ban on derogatory, foul and/or abusive language and/or gestures and obscene, indecent and/or inappropriate clothing (i.e., clauses (d) through (f) above) does not violate their right to free speech and/or expression and that such time, place and manner of the restrictions are reasonable to maintain a family-friendly atmosphere for minors, ensure the safety of all Guests and sports or event participants, and preserve the enjoyment of the game or event for all Guests. In addition, ticket holders further acknowledge and agree that by entering the Stadium, they hereby consent to the ban on derogatory, foul and/or abusive language and/or gestures and obscene, indecent and/or inappropriate clothing and waive, to the fullest extent they may legally and effectively do so, any objection they may now or hereafter have to such ban and the penalties that the Yankees may impose for any violation of the same.



In 2026, the world comes together— in New York New Jersey.



We're proud to be the Official Bank of FIFA World Cup 2026, and proud to help our clients reach their goals, big and small.

José

José Tavaréz
President, Bank of America
New York City



Alberto

Alberto Garofalo
President, Bank of America
New Jersey

BANK OF AMERICA



OFFICIAL BANK OF
THE FIFA WORLD CUP 26™

What would you like the power to do?®

Go to **bankofamerica.com/metroNYC** or
bankofamerica.com/newjersey to learn more.

Scan for
New York



Scan for
New Jersey



When you use the QRC feature certain information is collected from your mobile device for business purposes.
Bank of America, N.A. Member FDIC. Equal Opportunity Lender. © 2024 Bank of America Corporation. All rights reserved. 7228470

THIS BUD'S FOR YOU

THE OFFICIAL BEER SPONSOR
OF THE NEW YORK YANKEES


Budweiser



ENJOY RESPONSIBLY

© 2025 Anheuser-Busch, Budweiser® Lager Beer, St Louis, MO
Major League Baseball trademarks and copyrights are used with permission of Major League Baseball. Visit MLB.com.
New York Yankees trademarks and copyrights are owned by the New York Yankees and used with the permission of the New York Yankees.

\$20.00
ISBN 978-1-7320112-7-4
52000 >



9 781732 011274



0 74470 25041 8

5 5

